

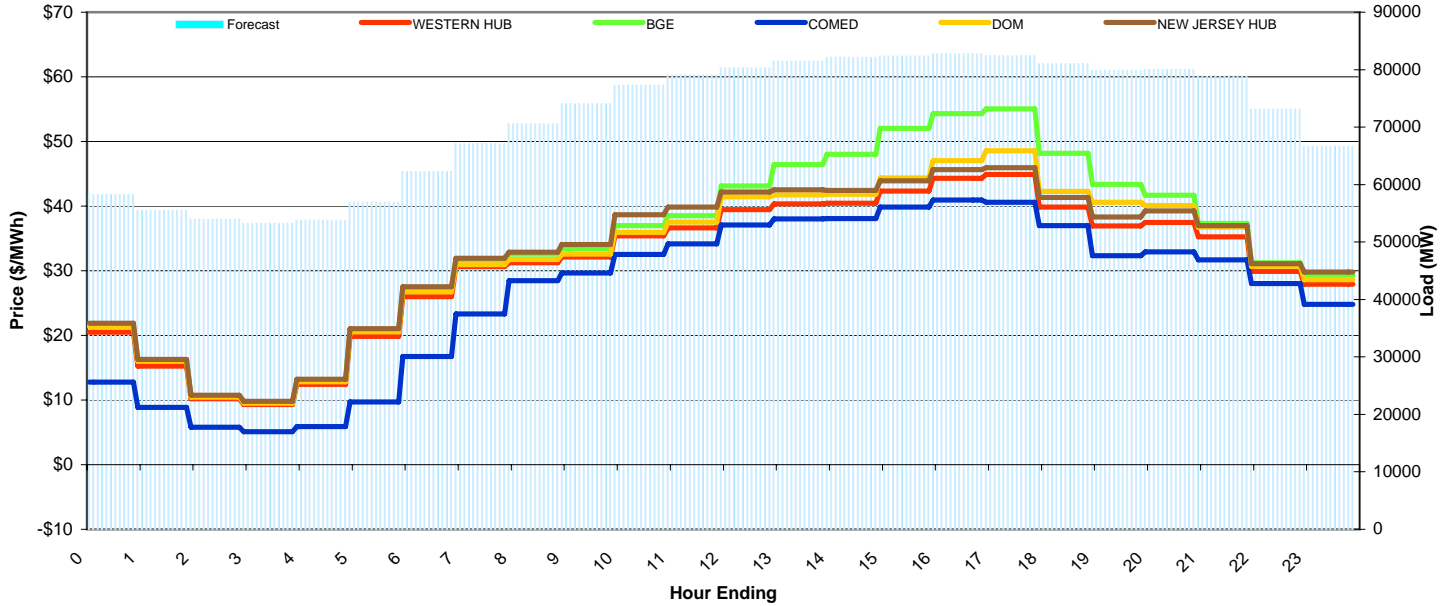
PJM Daily Report

6/1/2009

Price Color Codes: <=0 >=100 >=200

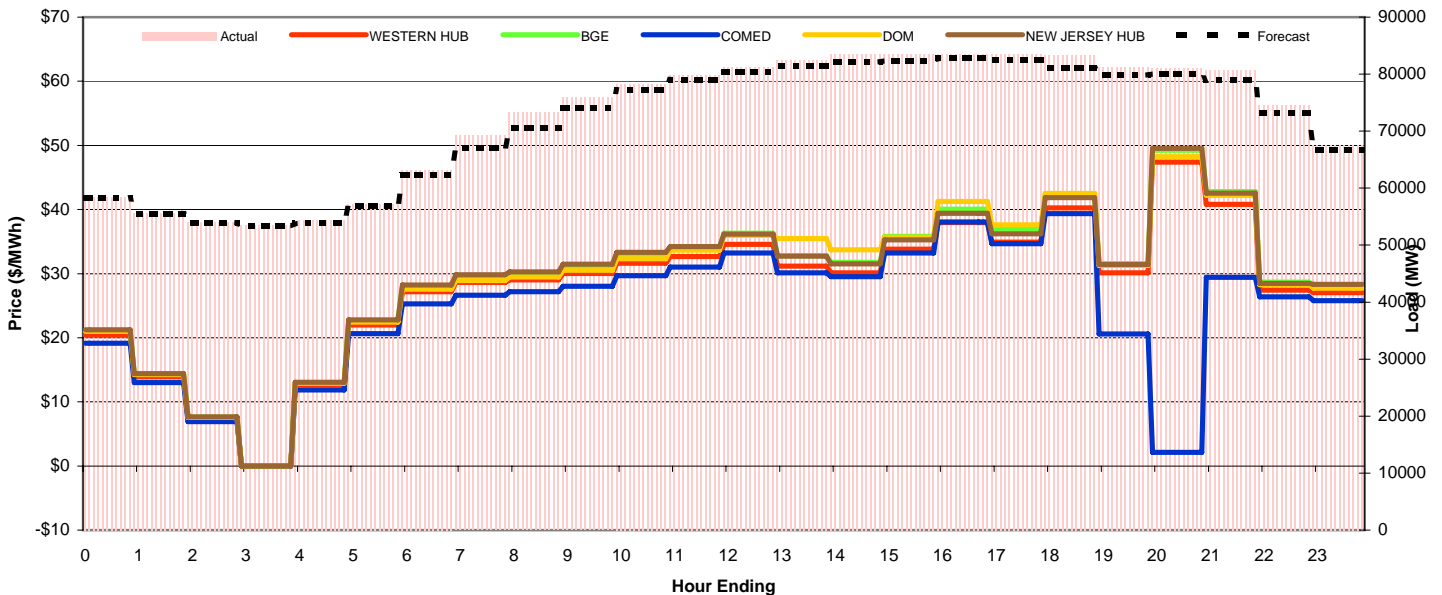
Day-Ahead Prices and Forecast Load

	HE1	HE2	HE3	HE4	HE5	HE6	HE7	HE8	HE9	HE10	HE11	HE12	HE13	HE14	HE15	HE16	HE17	HE18	HE19	HE20	HE21	HE22	HE23	HE24	avg all/peak
WESTERN HUB	20.49	15.26	10.20	9.31	12.43	19.85	25.98	30.65	31.23	32.14	35.37	36.62	39.45	40.34	40.42	42.32	44.31	44.92	39.86	36.91	37.49	35.22	29.88	27.93	31 / 37
BGE	21.675	16.147	10.588	9.6511	12.993	20.873	27.361	31.717	32.572	33.426	36.957	38.493	43.104	46.456	48.01	52.021	54.29	55.07	48.16	43.344	41.659	37.304	31.242	29.326	34 / 42
COMED	12.79	8.8465	5.8117	5.105	5.9125	9.7083	16.73	23.317	28.443	29.641	32.543	34.134	37.083	38.018	38.065	39.864	40.933	40.597	37	32.334	32.945	31.669	28.035	24.799	26 / 34
DOM	21.37	16	10.463	9.5211	12.824	20.545	26.734	30.935	31.743	32.569	35.957	37.513	41.45	41.716	41.842	44.376	47.027	48.54	42.257	40.614	40.084	36.721	30.698	28.602	32 / 39
NEW JERSEY HUB	21.89	16.30	10.72	9.82	13.20	21.03	27.51	31.94	32.87	34.08	38.65	39.86	42.18	42.54	42.40	43.93	45.66	45.92	41.36	38.33	39.24	36.98	31.09	29.80	32 / 39
DA Forecast	58.3	55.5	53.9	53.3	53.8	56.9	62.3	67.1	70.6	74.1	77.3	79.1	80.3	81.5	82.1	82.4	82.8	82.4	81.0	79.8	80.0	78.9	73.1	66.7	71 / 78



Preliminary Real-Time Prices with Forecasted and Actual System Load

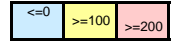
	HE1	HE2	HE3	HE4	HE5	HE6	HE7	HE8	HE9	HE10	HE11	HE12	HE13	HE14	HE15	HE16	HE17	HE18	HE19	HE20	HE21	HE22	HE23	HE24	avg all/peak
WESTERN HUB	20.41	13.88	7.36	0.00	12.63	22.01	27.18	28.61	29.05	30.03	31.64	32.67	34.58	31.17	30.13	33.84	37.94	34.91	40.27	30.12	47.37	40.82	27.45	27.04	28 / 34
BGE	21.157	14.348	7.597	0	13.003	22.71	28.084	29.615	30.146	31.253	33.019	34.181	36.305	32.829	31.779	35.796	40.079	36.961	42.518	31.58	49.236	42.784	28.701	28.167	29 / 35
COMED	19.134	13.016	6.9056	0	11.839	20.633	25.285	26.622	27.2	28.048	29.657	31.041	33.215	30.143	29.534	33.231	38.043	34.662	39.354	20.602	2.1065	29.434	26.374	25.759	24 / 29
DOM	21.004	14.25	7.5475	0	12.909	22.455	27.569	28.926	29.459	30.53	32.326	33.689	35.965	35.453	33.737	35.653	41.253	37.599	42.492	31.285	48.236	42.182	28.276	27.715	29 / 35
NEW JERSEY HUB	21.26	14.43	7.65	0.00	13.08	22.78	28.21	29.84	30.29	31.48	33.30	34.21	36.18	32.71	31.52	35.26	39.40	36.21	41.87	31.42	49.52	42.55	28.50	28.32	29 / 35
Percent Forecast	0.21	0.22	0.35	0.50	0.94	0.37	1.44	3.11	3.64	2.39	1.23	1.01	1.15	1.23	1.84	2.44	2.99	3.24	2.76	1.68	1.29	2.18	1.94	1.31	
RTLload	58.394	55.659	54.136	53.53	54.327	57.141	63.163	69.252	73.25	75.882	78.239	79.888	81.268	82.499	83.669	84.435	85.298	85.16	83.306	81.2	81.094	80.688	74.582	67.544	



PJM Daily Report

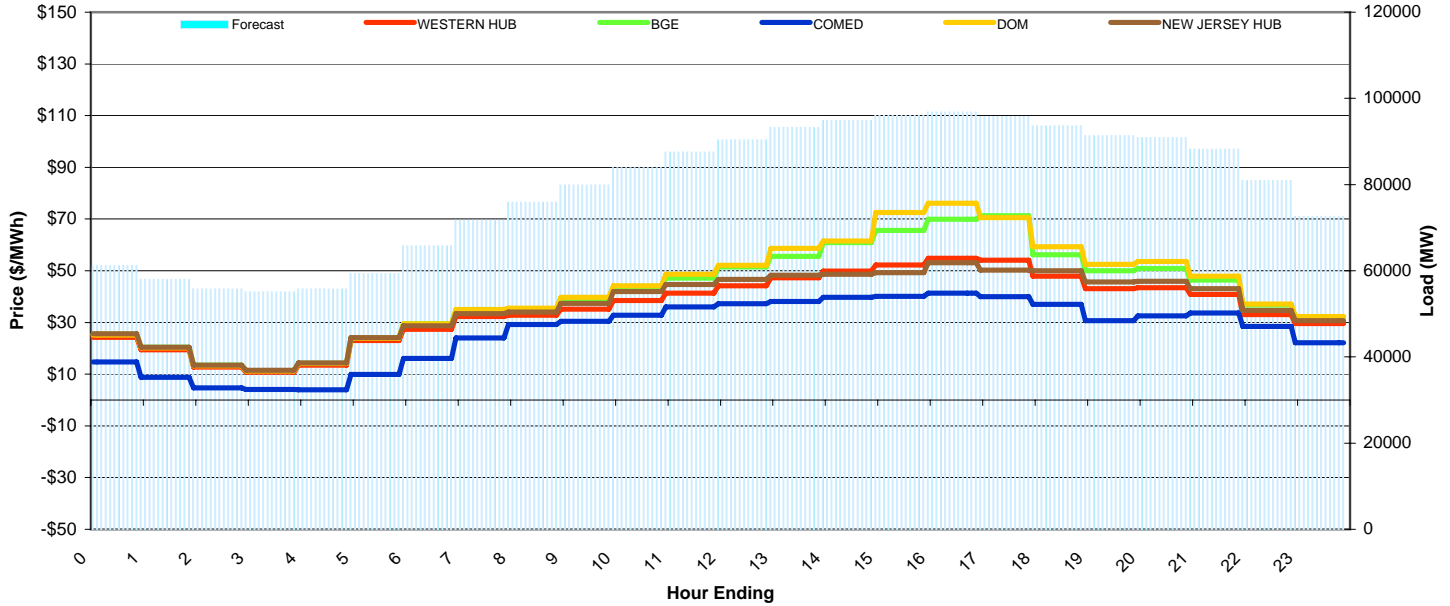
6/2/2009

Price Color Codes:



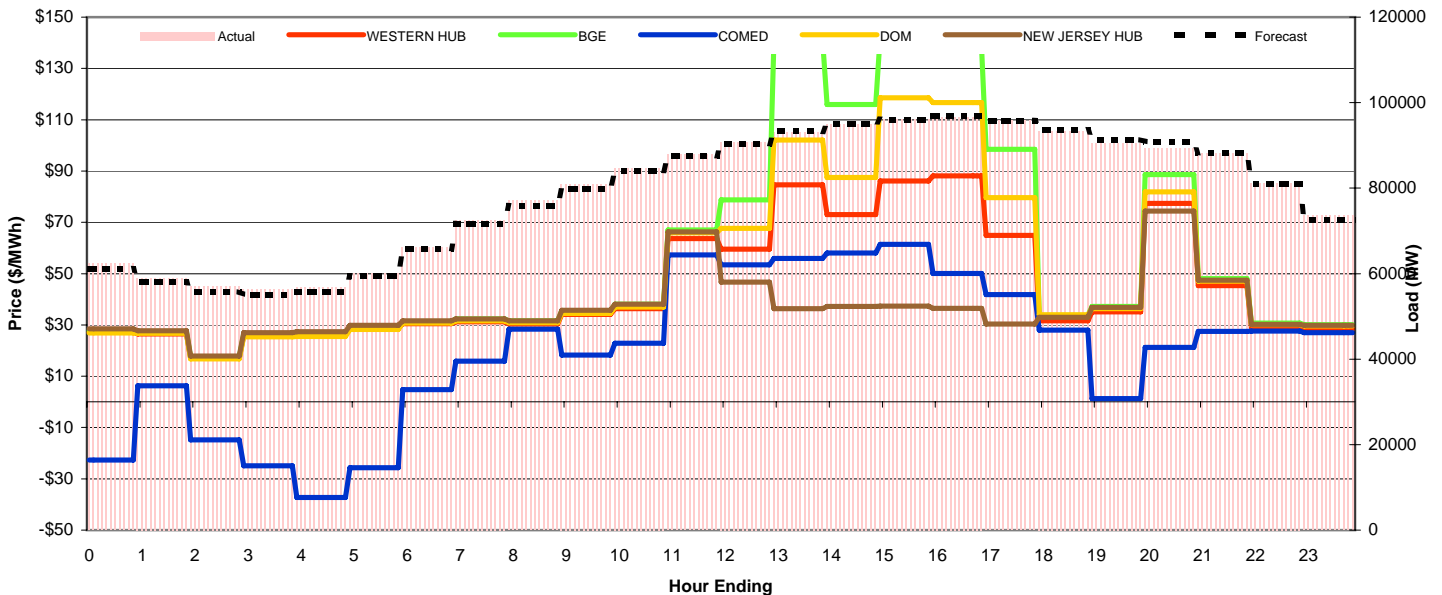
Day-Ahead Prices and Forecast Load

	HE1	HE2	HE3	HE4	HE5	HE6	HE7	HE8	HE9	HE10	HE11	HE12	HE13	HE14	HE15	HE16	HE17	HE18	HE19	HE20	HE21	HE22	HE23	HE24	avg all/peak
WESTERN HUB	24.20	19.38	12.70	10.72	13.46	22.96	27.38	32.31	32.75	35.18	38.53	41.39	44.17	47.25	49.84	52.17	54.78	54.09	47.93	43.07	43.42	40.79	33.00	29.53	35 / 43
BGE	25.556	20.456	13.43	11.349	14.232	24.194	29.573	34.817	35.232	39.203	43.679	47.114	51.458	55.55	60.902	65.59	69.894	71.28	56.18	49.944	50.91	46.46	36.698	32.134	41 / 51
COMED	14.78	8.8262	4.7546	4.0483	4.0083	9.8557	16.077	24.047	29.258	30.473	32.847	35.983	37.192	38.147	39.762	40.101	41.276	39.993	37	30.717	32.544	33.618	28.52	22.131	26 / 34
DOM	25.172	20.233	13.279	11.225	14.065	23.915	29.509	35.057	35.472	39.734	44.169	48.591	52.093	58.617	61.452	72.479	76.164	70.497	59.279	52.434	53.577	47.94	37.14	32.264	42 / 53
NEW JERSEY HUB	25.59	20.39	13.52	11.46	14.35	24.13	28.68	33.42	34.08	37.40	41.99	44.70	46.69	48.23	48.62	49.29	53.12	50.26	50.03	45.70	45.93	43.02	34.64	30.73	36 / 44
DA Forecast	61.2	58.0	55.8	55.1	55.8	59.3	65.8	71.7	75.9	79.9	83.9	87.5	90.4	93.3	94.9	96.0	96.8	95.8	93.6	91.3	90.9	88.2	80.9	72.6	79 / 88



Preliminary Real-Time Prices with Forecasted and Actual System Load

	HE1	HE2	HE3	HE4	HE5	HE6	HE7	HE8	HE9	HE10	HE11	HE12	HE13	HE14	HE15	HE16	HE17	HE18	HE19	HE20	HE21	HE22	HE23	HE24	avg all/peak
WESTERN HUB	27.25	26.48	17.08	25.91	26.22	28.71	30.44	31.20	30.32	34.10	36.32	63.66	59.53	84.58	73.05	86.12	88.08	64.97	31.63	35.14	77.41	45.37	29.01	28.65	45 / 54
BGE	27.785	27.285	17.384	26.298	26.51	29.267	31.391	32.332	31.612	35.56	38.023	67.054	78.808	140.99	115.97	142.68	137.51	98.467	33.766	37.176	88.619	48.095	30.68	30.108	57 / 72
COMED	-22.71	6.221	-14.82	-24.93	-37.34	-25.68	4.8007	15.815	28.357	18.28	22.917	57.347	53.393	55.906	58.039	61.462	50.003	41.828	27.976	1.2698	21.299	27.504	27.611	27.036	20 / 36
DOM	26.794	26.695	16.803	25.398	25.425	28.247	30.668	31.604	30.837	34.458	36.931	65.866	67.712	102.1	87.466	118.54	116.64	79.625	34.002	36.364	81.832	47.077	30.135	29.63	50 / 63
NEW JERSEY HUB	28.48	27.74	17.85	26.98	27.34	29.87	31.55	32.32	31.63	35.72	38.09	66.32	46.68	36.37	37.18	37.39	36.48	30.31	33.03	36.79	74.45	47.42	30.25	29.81	36 / 41
Percent Forecast	1.95	1.79	2.23	2.30	2.05	1.36	0.55	1.22	1.57	1.24	0.94	0.41	0.41	-0.11	0.14	0.11	-0.13	-0.02	-0.39	-0.88	-1.62	0.05	0.45	1.29	
RTLoad	62.388	59.039	57.077	56.359	56.955	60.17	66.195	72.607	77.098	80.914	84.682	87.906	90.752	93.175	95.017	96.149	96.695	95.791	93.262	90.504	89.465	88.284	81.311	73.599	



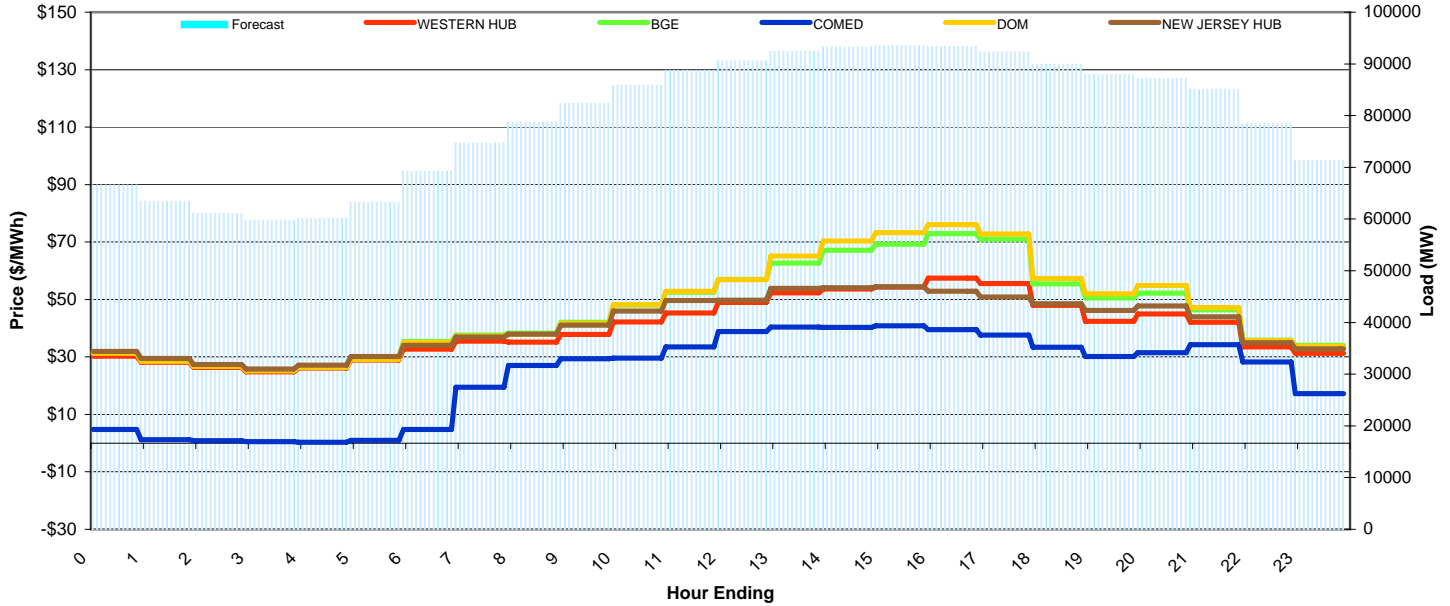
PJM Daily Report

6/3/2009

Price Color Codes: <=0 >=100 >=200

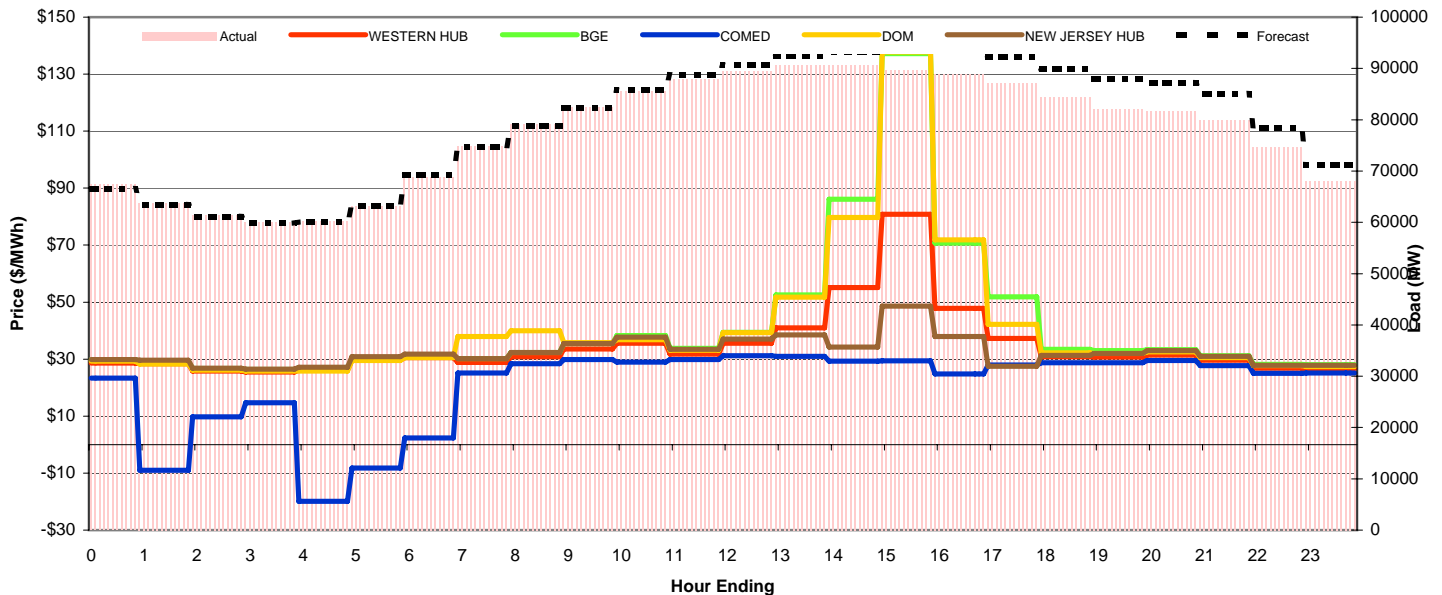
Day-Ahead Prices and Forecast Load

	HE1	HE2	HE3	HE4	HE5	HE6	HE7	HE8	HE9	HE10	HE11	HE12	HE13	HE14	HE15	HE16	HE17	HE18	HE19	HE20	HE21	HE22	HE23	HE24	avg all/peak
WESTERN HUB	30.28	28.18	26.36	24.84	26.14	28.96	32.71	35.47	35.21	37.82	42.22	45.27	49.02	52.34	53.70	54.28	57.48	55.60	47.96	42.42	44.94	42.03	33.46	31.26	40 / 46
BGE	31.822	29.136	27.24	25.59	26.932	29.938	35.383	37.62	38.328	42.025	48.12	52.548	57.03	62.647	67.09	69.298	72.969	70.975	55.42	50.55	52.175	46.399	35.876	34.003	46 / 54
COMED	4.7564	1.1829	0.852	0.4923	0.2546	0.9327	4.7714	19.454	26.988	29.397	29.608	33.542	38.884	40.371	40.316	40.896	39.53	37.593	33.374	30.136	31.487	34.236	28.298	17.281	24 / 33
DOM	31.285	28.507	26.716	25.148	26.316	29.156	35.085	37.291	37.883	41.705	48.186	52.889	56.893	65.139	70.389	73.212	76.043	72.81	57.342	51.926	54.895	47.18	35.717	33.742	46 / 55
NEW JERSEY HUB	31.88	29.44	27.40	25.78	27.09	30.18	34.10	36.94	37.92	41.07	45.97	49.59	49.76	53.83	54.14	54.44	52.91	50.91	48.56	46.18	47.73	44.00	34.95	32.77	41 / 47
DA Forecast	66.6	63.4	61.1	59.8	60.1	63.2	69.2	74.7	78.8	82.4	85.8	88.8	90.6	92.5	93.3	93.5	93.4	92.3	89.9	88.0	87.2	85.1	78.4	71.3	80 / 87



Preliminary Real-Time Prices with Forecasted and Actual System Load

	HE1	HE2	HE3	HE4	HE5	HE6	HE7	HE8	HE9	HE10	HE11	HE12	HE13	HE14	HE15	HE16	HE17	HE18	HE19	HE20	HE21	HE22	HE23	HE24	avg all/peak
WESTERN HUB	28.56	28.35	25.79	25.43	26.10	29.66	30.54	28.88	30.88	33.60	35.57	31.75	35.61	40.98	55.14	80.82	47.80	37.31	30.85	30.78	31.45	29.61	26.81	26.70	35 / 38
BGE	29.885	29.174	26.7	26.321	26.648	30.452	31.553	30.201	32.358	35.499	38.283	33.729	39.388	52.542	86.076	137.19	70.689	51.813	33.448	33.008	33.306	31.216	28.173	27.998	41 / 48
COMED	23.372	-9.02	9.7368	14.652	-19.9	-8.266	2.3386	25.078	28.392	29.848	28.926	29.863	31.148	30.939	29.29	29.434	24.743	27.989	28.701	28.772	29.464	27.674	25.03	25.16	21 / 28
DOM	29.327	28.321	26.123	25.817	25.773	29.489	30.564	37.898	39.905	35.783	36.832	33.132	39.331	51.773	79.689	137.79	71.82	42.161	32.258	31.988	32.563	30.537	27.68	27.401	41 / 48
NEW JERSEY HUB	29.81	29.60	26.85	26.50	27.13	30.84	31.81	30.19	32.28	35.49	37.71	33.49	37.07	38.54	34.22	48.56	37.90	27.46	31.28	31.94	32.96	30.99	27.82	27.80	32 / 34
Percent Forecast	1.18	0.40	0.48	0.31	0.22	0.06	-0.60	0.21	0.49	0.06	-0.28	-0.99	-1.30	-1.94	-2.84	-4.17	-5.00	-5.86	-6.42	-7.09	-6.79	-6.39	-5.00	-4.76	
RTLoad	67.387	63.676	61.37	59.984	60.199	63.264	68.813	74.871	79.163	82.408	85.564	87.9	89.46	90.711	90.712	89.749	88.931	87.203	84.478	82.134	81.647	79.986	74.71	68.02	



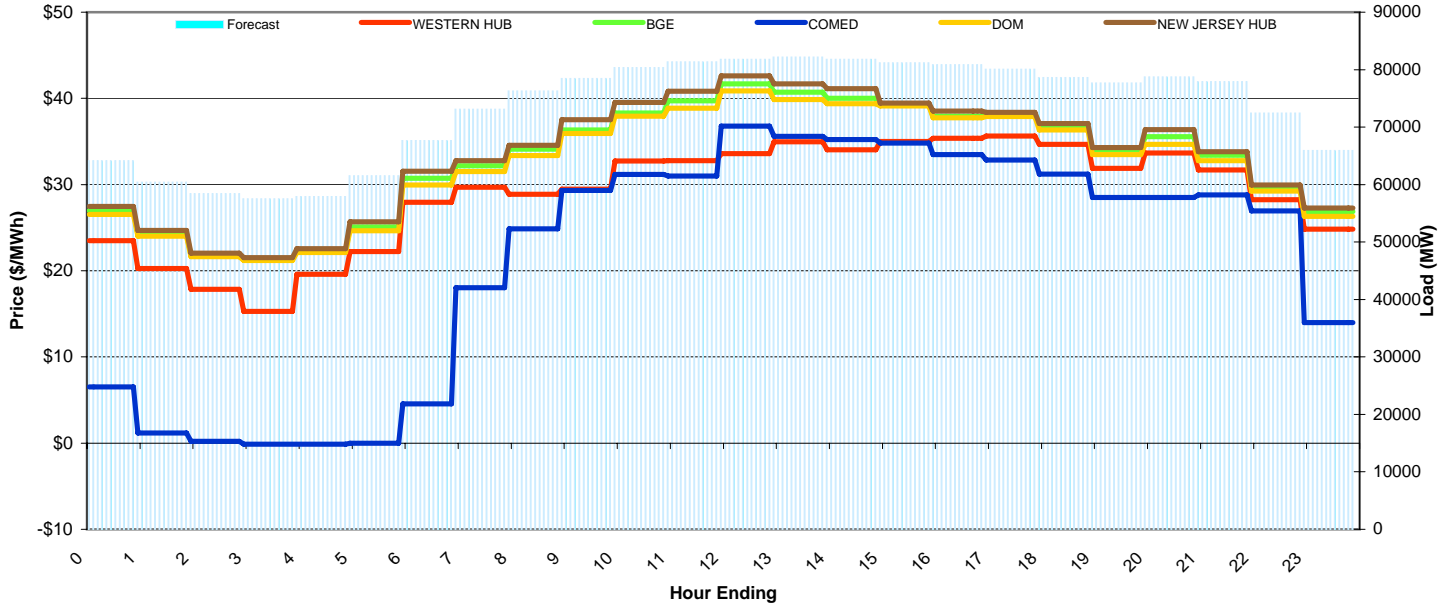
PJM Daily Report

6/4/2009

Price Color Codes: ≤0 ≥100 ≥200

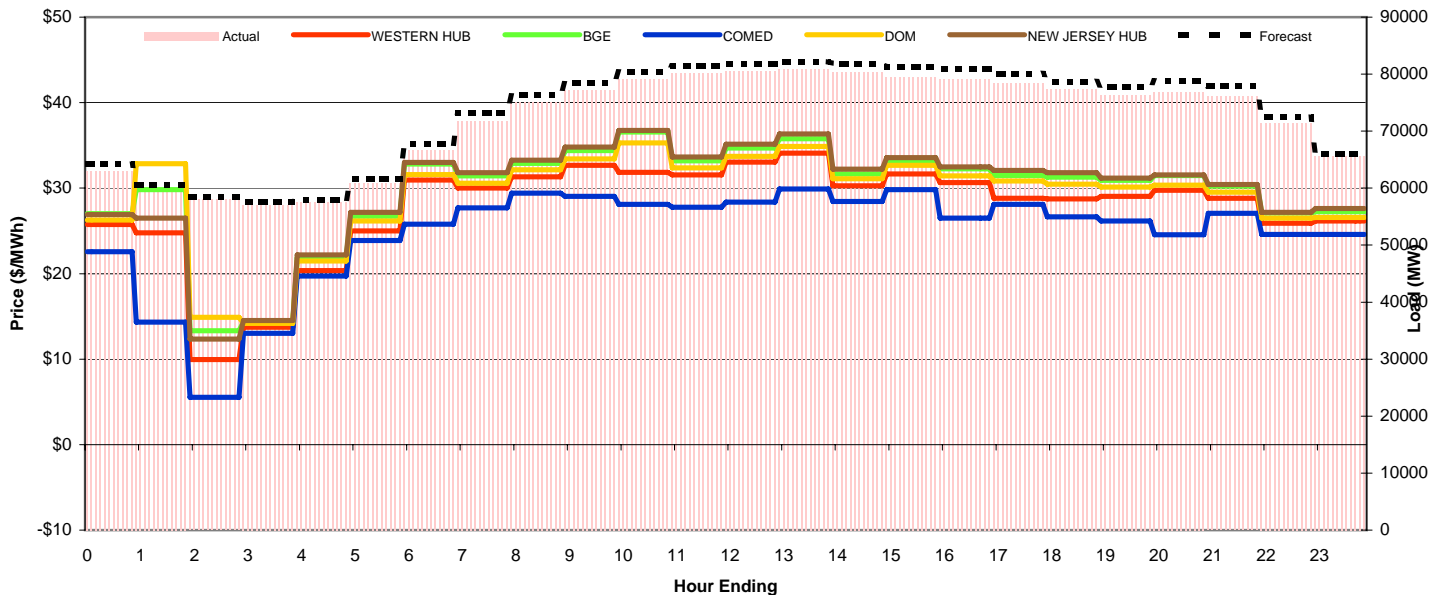
Day-Ahead Prices and Forecast Load

	HE1	HE2	HE3	HE4	HE5	HE6	HE7	HE8	HE9	HE10	HE11	HE12	HE13	HE14	HE15	HE16	HE17	HE18	HE19	HE20	HE21	HE22	HE23	HE24	avg all/peak
WESTERN HUB	23.48	20.25	17.84	15.30	19.59	22.21	27.94	29.70	28.89	29.47	32.72	32.78	33.58	34.96	34.04	34.98	35.37	35.65	34.66	31.88	33.66	31.71	28.25	24.82	29 / 33
BGE	26.989	24.288	21.787	21.295	22.32	25.088	30.742	32.181	34.11	36.342	38.319	39.699	41.681	40.724	40.005	39.221	37.932	38.221	36.636	34.02	35.556	33.412	29.549	26.864	33 / 37
COMED	6.5206	1.1868	0.2099	-0.137	-0.118	-0.017	4.5419	18.022	24.849	29.318	31.162	31.001	36.794	35.601	35.234	34.802	33.461	32.832	31.216	28.486	28.501	28.782	26.941	13.968	21 / 30
DOM	26.518	24.006	21.623	21.17	22.126	24.626	29.943	31.513	33.363	35.929	37.916	38.848	40.85	39.855	39.368	39.127	37.729	37.9	36.348	33.479	34.675	32.765	29.234	26.301	32 / 36
NEW JERSEY HUB	27.46	24.67	22.04	21.54	22.57	25.68	31.54	32.76	34.55	37.53	39.53	40.82	42.61	41.69	41.11	39.45	38.53	38.39	37.08	34.30	36.37	33.81	29.93	27.26	33 / 37
DA Forecast	64.2	60.4	58.4	57.5	57.9	61.5	67.7	73.1	76.3	78.4	80.4	81.4	81.8	82.2	81.8	81.2	80.9	80.1	78.6	77.7	78.7	77.9	72.4	65.9	73 / 79



Preliminary Real-Time Prices with Forecasted and Actual System Load

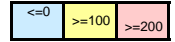
	HE1	HE2	HE3	HE4	HE5	HE6	HE7	HE8	HE9	HE10	HE11	HE12	HE13	HE14	HE15	HE16	HE17	HE18	HE19	HE20	HE21	HE22	HE23	HE24	avg all/peak
WESTERN HUB	25.73	24.77	9.94	13.73	20.35	25.01	30.95	30.00	31.33	32.67	31.86	31.54	33.05	34.10	30.26	31.66	30.66	28.81	28.74	29.04	29.77	28.83	25.89	26.14	28 / 31
BGE	27.013	29.808	13.31	14.369	21.842	26.733	32.809	31.427	32.876	34.375	36.573	33.197	34.673	35.776	31.653	33.118	32.255	31.47	31.275	30.926	31.483	30.22	27.093	27.237	30 / 32
COMED	22.559	14.317	5.5356	13.028	19.705	23.857	25.784	27.708	29.423	29.039	28.103	27.775	28.353	29.918	28.457	29.807	26.478	28.104	26.635	26.172	24.541	27.05	24.572	24.572	25 / 28
DOM	26.272	32.864	14.895	14.172	21.47	26.15	31.584	30.579	32.158	33.416	35.294	32.388	33.727	34.874	31.095	32.661	31.421	30.833	30.446	30.117	30.336	29.537	26.509	26.57	29 / 32
NEW JERSEY HUB	26.89	26.49	12.34	14.51	22.17	27.15	33.01	31.81	33.27	34.81	36.75	33.63	35.12	36.35	32.22	33.58	32.48	32.07	31.79	31.17	31.54	30.44	27.17	27.62	30 / 33
Percent Forecast	-1.82	-0.82	-0.70	-0.70	-0.57	-1.02	-1.36	-1.86	-1.65	-1.53	-1.56	-1.47	-1.55	-1.68	-1.80	-2.13	-2.21	-2.04	-1.62	-1.71	-2.44	-2.42	-1.49	-0.54	
RTLload	63.003	59.948	58.022	57.123	57.59	60.921	66.775	71.792	75.048	77.262	79.155	80.178	80.564	80.835	80.386	79.532	79.139	78.475	77.38	76.373	76.869	76.07	71.369	65.562	



PJM Daily Report

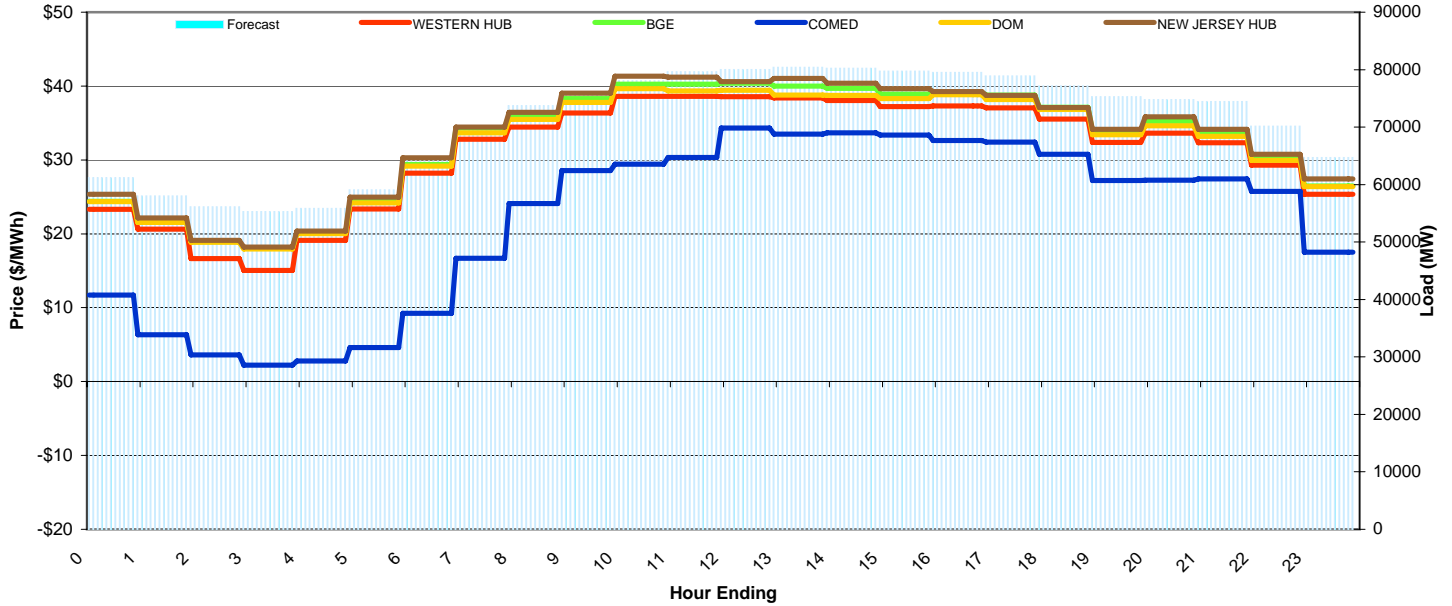
6/5/2009

Price Color Codes:



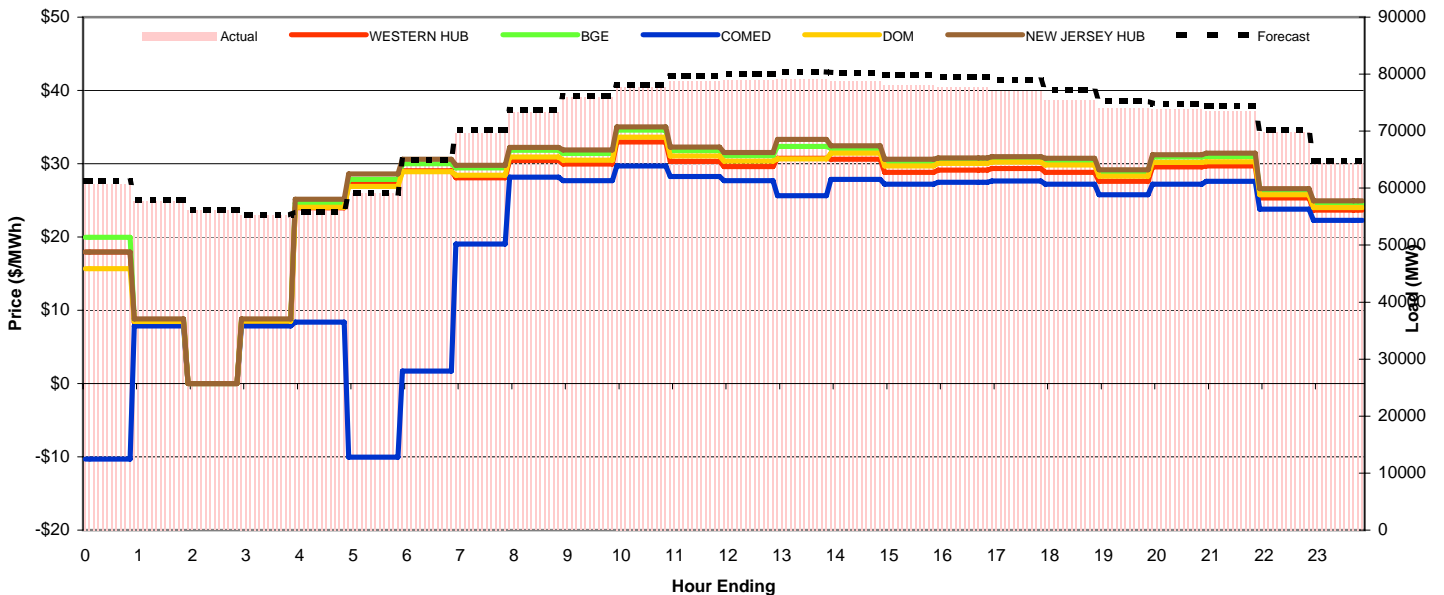
Day-Ahead Prices and Forecast Load

	HE1	HE2	HE3	HE4	HE5	HE6	HE7	HE8	HE9	HE10	HE11	HE12	HE13	HE14	HE15	HE16	HE17	HE18	HE19	HE20	HE21	HE22	HE23	HE24	avg all/peak
WESTERN HUB	23.33	20.65	16.65	15.03	19.10	23.35	28.19	32.81	34.45	36.37	38.61	38.60	38.56	38.37	38.04	37.22	37.30	37.05	35.52	32.37	33.63	32.34	29.31	25.34	31 / 36
BGE	24.394	21.54	18.932	18.052	20.079	24.342	29.38	34.301	36.053	38.295	40.259	40.263	40.378	40.001	39.698	38.9	39.183	38.765	37.114	33.937	35.224	33.82	30.328	26.491	32 / 37
COMED	11.701	6.3254	3.5981	2.2162	2.7864	4.5995	9.2388	16.687	24.086	28.545	29.439	30.346	34.337	33.495	33.68	33.367	32.636	32.418	30.761	27.23	27.255	27.444	25.753	17.506	22 / 29
DOM	24.373	21.541	18.84	17.938	20.027	24.176	29.16	33.684	35.478	37.776	39.647	39.332	39.441	38.766	38.738	38.286	38.839	38.172	36.839	33.396	34.624	33.203	29.951	26.409	32 / 37
NEW JERSEY HUB	25.34	22.16	19.11	18.22	20.39	24.97	30.31	34.44	36.44	39.04	41.33	41.20	40.58	41.05	40.40	39.67	39.26	38.74	37.09	34.13	35.83	34.14	30.77	27.45	33 / 38
DA Forecast	61.2	58.0	56.2	55.3	55.9	59.1	64.9	70.2	73.8	76.2	78.1	79.6	80.1	80.4	80.3	79.8	79.5	78.9	77.2	75.3	74.8	74.5	70.2	64.7	71 / 77



Preliminary Real-Time Prices with Forecasted and Actual System Load

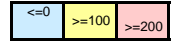
	HE1	HE2	HE3	HE4	HE5	HE6	HE7	HE8	HE9	HE10	HE11	HE12	HE13	HE14	HE15	HE16	HE17	HE18	HE19	HE20	HE21	HE22	HE23	HE24	avg all/peak
WESTERN HUB	17.94	8.33	0.00	8.39	23.98	27.28	29.03	28.10	30.42	29.96	32.98	30.31	29.60	30.76	30.59	28.83	29.11	29.36	28.84	27.59	29.55	29.69	25.32	23.67	25 / 29
BGE	19.936	8.6424	0	8.6591	24.618	27.865	30.002	29.441	31.844	31.376	34.585	31.798	31.085	32.351	32.106	30.255	30.555	30.749	30.422	28.919	30.916	30.976	26.367	24.57	27 / 31
COMED	-10.32	7.8691	0	7.849	8.4013	-10.03	1.6903	19.04	28.174	27.683	29.706	28.26	27.702	25.638	27.869	27.196	27.476	27.627	27.212	25.777	27.21	27.6	23.819	22.264	19 / 27
DOM	15.68	8.472	0	8.5182	24.044	26.882	28.902	28.439	30.925	30.492	33.631	31.036	30.34	30.642	31.424	29.709	30.06	30.232	29.846	28.284	30.195	30.249	25.781	24.023	26 / 30
NEW JERSEY HUB	17.97	8.81	0.00	8.82	25.16	28.62	30.61	29.76	32.22	31.87	35.02	32.25	31.54	33.32	32.46	30.59	30.78	30.96	30.76	29.15	31.23	31.43	26.61	24.93	27 / 31
Percent Forecast	-0.86	-0.41	-0.12	0.06	0.13	-0.02	-0.53	-0.77	-0.66	-0.36	-0.40	-1.09	-1.41	-1.65	-1.87	-2.08	-2.34	-2.52	-2.21	-1.75	-1.32	-1.32	-0.57	-0.49	
RTLoad	60.697	57.781	56.092	55.336	55.931	59.105	64.549	69.706	73.273	75.888	77.79	78.783	78.935	79.094	78.801	78.15	77.715	76.99	75.535	74.011	73.844	73.505	69.799	64.39	



PJM Daily Report

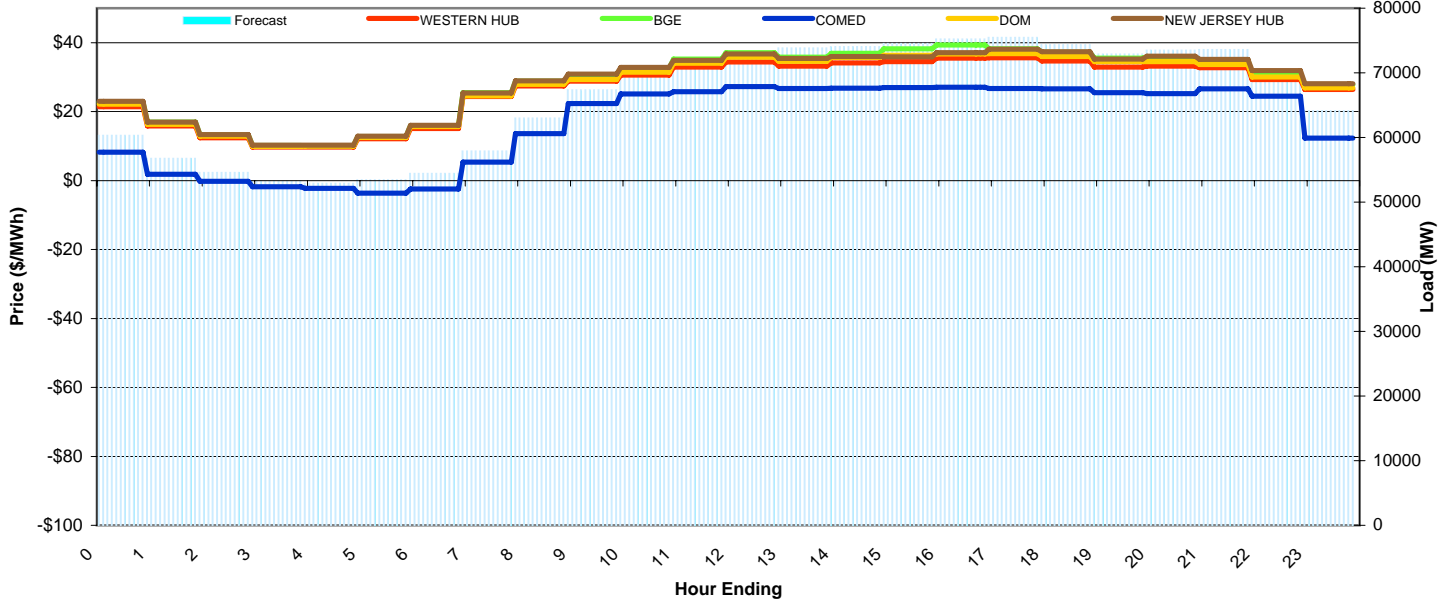
6/6/2009

Price Color Codes:



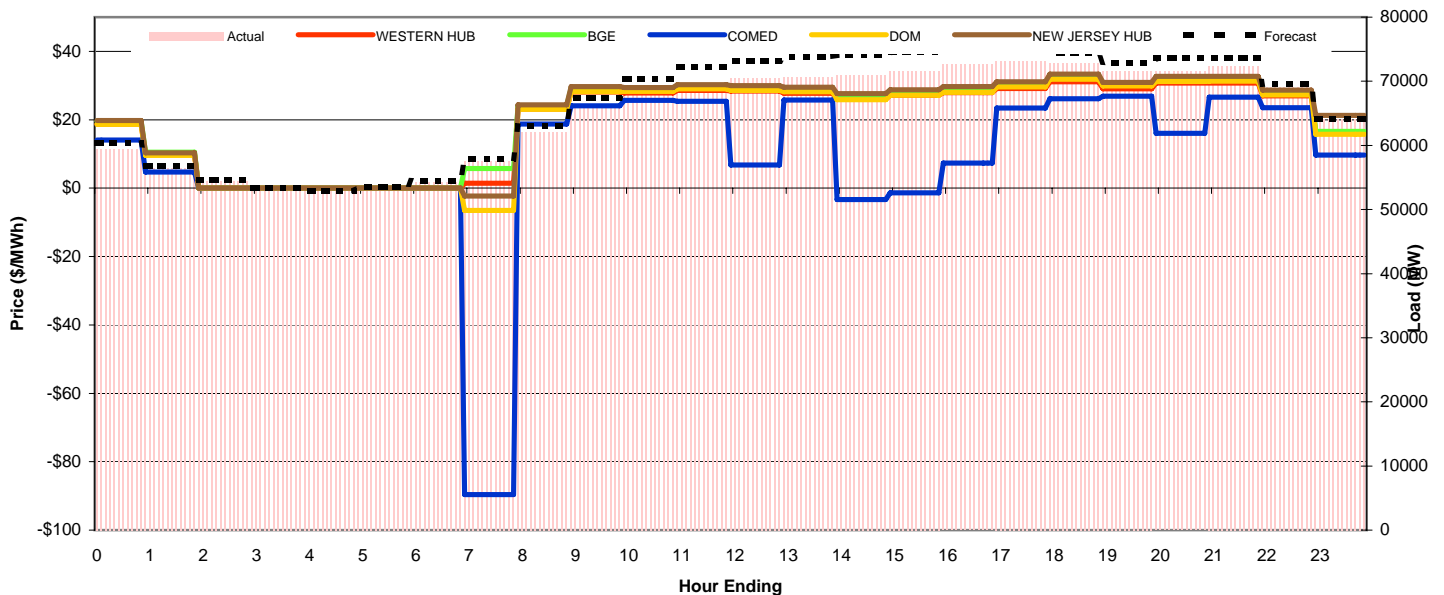
Day-Ahead Prices and Forecast Load

	HE1	HE2	HE3	HE4	HE5	HE6	HE7	HE8	HE9	HE10	HE11	HE12	HE13	HE14	HE15	HE16	HE17	HE18	HE19	HE20	HE21	HE22	HE23	HE24	avg all/peak
WESTERN HUB	21.41	15.80	12.42	9.69	9.73	12.13	15.10	24.36	27.45	28.81	30.60	32.90	34.45	33.24	34.17	34.54	35.51	35.62	34.69	32.90	33.23	32.77	29.27	26.39	27 / 32
BGE	22.751	16.925	13.273	10.163	10.126	12.743	15.904	25.514	28.842	30.448	32.515	35.227	37.094	35.793	36.934	38.202	39.313	38.192	37.231	35.535	35.797	34.972	31.071	27.833	28 / 35
COMED	8.2646	1.8171	-0.215	-1.803	-2.289	-3.624	-2.441	5.3598	13.653	22.36	25.109	25.812	27.26	26.673	26.753	26.994	27.107	26.673	26.568	25.495	25.184	26.623	24.458	12.353	16 / 24
DOM	22.173	16.328	12.829	9.8899	9.9631	12.544	15.668	24.528	27.877	29.332	31.476	34.072	35.838	34.59	35.666	36.379	36.738	36.824	35.95	34.468	34.457	33.701	30.069	26.878	27 / 33
NEW JERSEY HUB	23.02	16.96	13.38	10.27	10.25	12.86	16.04	25.40	28.98	30.84	32.86	34.85	36.69	35.45	36.02	35.88	37.13	38.13	37.38	35.24	36.10	35.13	31.93	28.12	28 / 34
DA Forecast	60.3	56.8	54.6	53.3	52.9	53.5	54.4	57.9	63.0	67.4	70.4	72.2	73.1	73.9	74.1	74.5	75.3	75.5	74.4	72.9	73.5	73.6	69.5	64.2	66 / 71



Preliminary Real-Time Prices with Forecasted and Actual System Load

	HE1	HE2	HE3	HE4	HE5	HE6	HE7	HE8	HE9	HE10	HE11	HE12	HE13	HE14	HE15	HE16	HE17	HE18	HE19	HE20	HE21	HE22	HE23	HE24	avg all/peak
WESTERN HUB	18.75	9.91	0.00	0.00	0.00	0.00	0.00	1.41	23.13	28.12	27.83	28.58	28.39	27.73	26.04	27.14	27.89	29.17	31.13	29.05	30.75	30.72	26.97	16.14	20 / 27
BGE	19.626	10.492	0	0	0	0	0	5.7165	24.067	29.209	29.089	29.934	29.533	29.021	26.891	28.128	29.065	30.645	33.025	30.536	32.215	32.261	28.162	16.626	21 / 28
COMED	14.099	4.7126	0	0	0	0	0	-89.58	18.721	24.112	25.689	25.409	6.7292	25.795	-3.349	-1.349	7.307	23.429	26.116	26.919	15.991	26.623	23.482	9.7154	9 / 11
DOM	18.676	9.622	0	0	0	0	0	-6.498	23.089	28.159	28.294	29.018	28.583	28.21	25.894	27.127	28.034	29.613	31.839	29.866	31.147	31.319	27.238	15.708	19 / 26
NEW JERSEY HUB	19.75	10.36	0.00	0.00	0.00	0.00	0.00	-2.32	24.33	29.67	29.41	30.24	30.01	29.49	27.60	28.78	29.65	31.08	33.35	30.87	32.69	32.69	28.69	21.30	21 / 28
Percent Forecast	-1.46	-0.60	-0.33	0.21	0.19	0.16	-0.21	-0.60	-1.48	-2.16	-2.87	-3.51	-3.77	-4.58	-4.28	-4.05	-3.62	-3.13	-2.02	-1.74	-2.82	-1.75	-0.56	-0.02	
RTLoad	59.478	56.43	54.44	53.395	53.001	53.571	54.322	57.575	62.112	65.948	68.421	69.713	70.482	70.646	71.038	71.631	72.633	73.215	72.878	71.659	71.522	72.342	69.126	64.164	



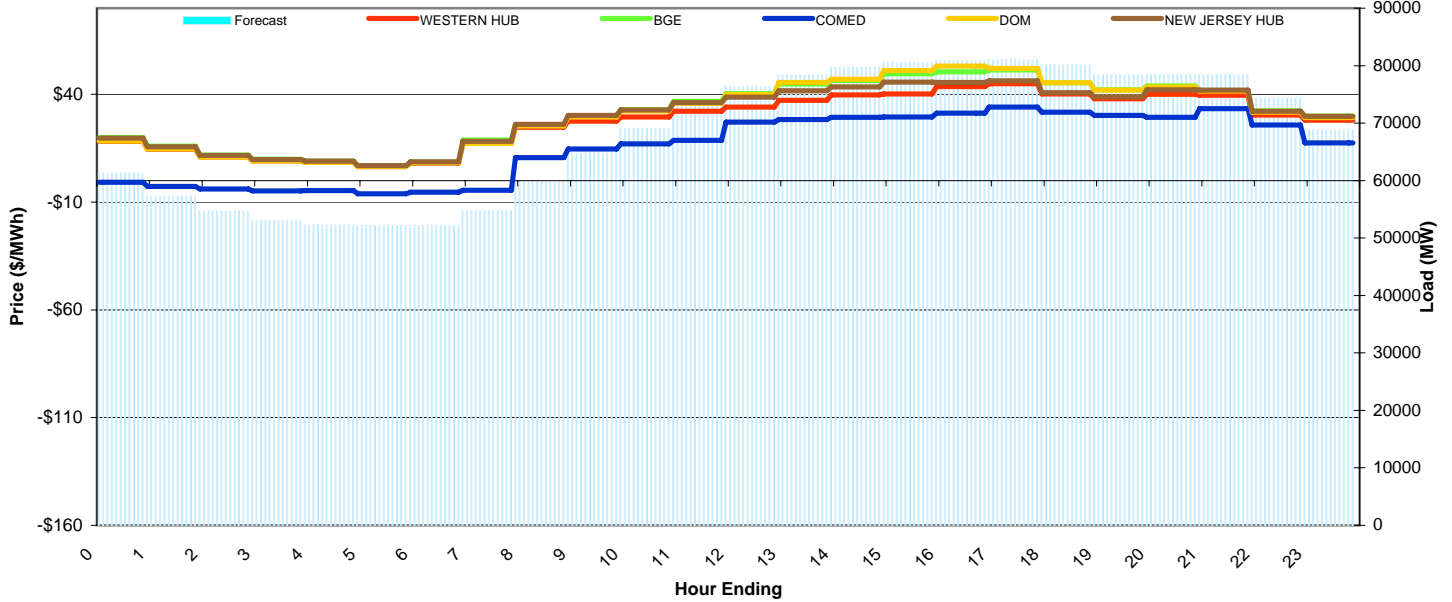
PJM Daily Report

6/7/2009

Price Color Codes: ≤0 ≥100 ≥200

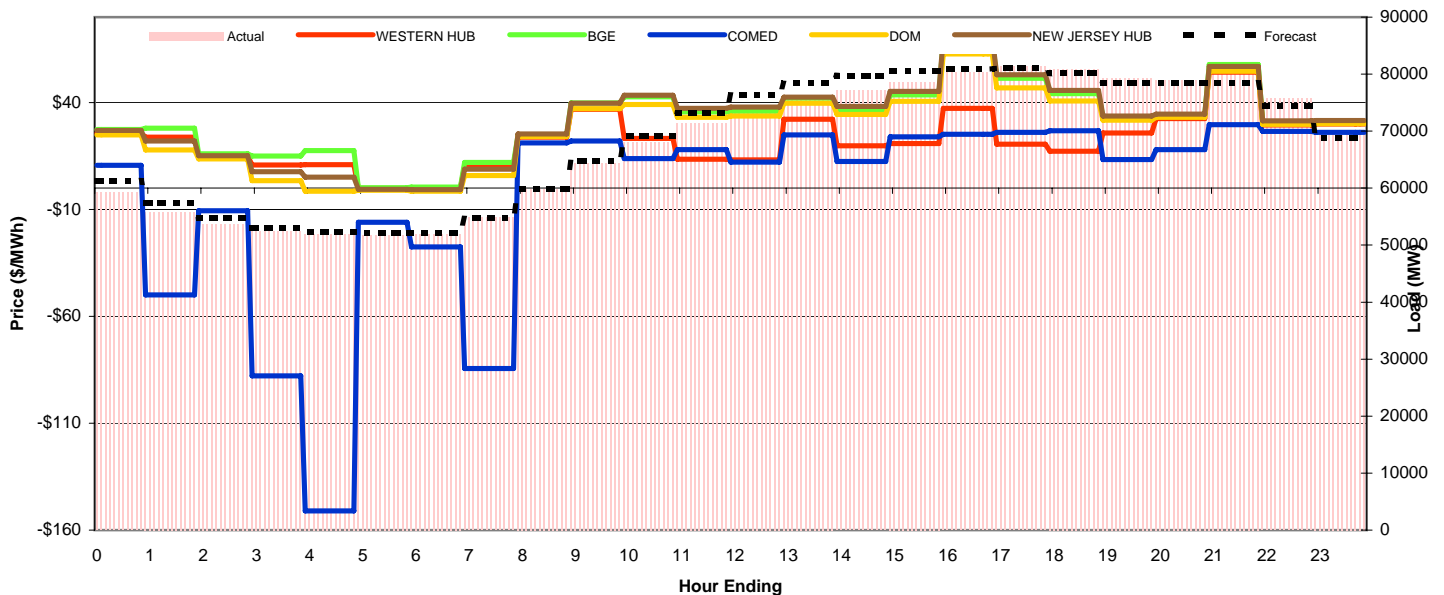
Day-Ahead Prices and Forecast Load

	HE1	HE2	HE3	HE4	HE5	HE6	HE7	HE8	HE9	HE10	HE11	HE12	HE13	HE14	HE15	HE16	HE17	HE18	HE19	HE20	HE21	HE22	HE23	HE24	avg all/peak
WESTERN HUB	18.21	14.56	10.96	9.22	8.45	6.50	8.14	17.41	24.81	27.64	29.56	32.13	34.08	37.27	39.76	40.14	43.67	44.98	40.25	38.00	40.02	39.60	30.38	27.95	28 / 35
BGE	19.948	15.992	11.898	9.9596	8.9768	6.8186	8.5768	18.859	25.958	30.02	32.94	36.768	40.293	44.863	46.379	49.53	50.473	51.266	45.33	42.109	43.86	41.844	32.338	29.95	31 / 40
COMED	-0.861	-2.704	-3.938	-4.875	-4.711	-6.154	-5.465	-4.528	10.698	14.658	17.004	18.711	27.178	28.369	29.336	29.527	31.309	34.155	31.769	30.249	29.284	33.331	25.765	17.502	16 / 24
DOM	18.375	14.606	10.949	9.1008	8.4025	6.483	8.2069	17.169	25.398	29.475	32.272	35.912	39.908	45.587	47.039	51.024	53.148	52.088	45.327	41.954	43.447	41.49	31.716	29.268	31 / 40
NEW JERSEY HUB	19.64	15.65	11.74	9.79	8.97	6.87	8.69	18.28	26.11	30.29	32.84	36.23	38.68	41.70	43.52	45.68	45.56	46.28	40.80	38.90	42.16	41.96	32.20	29.83	30 / 38
DA Forecast	61.3	57.3	54.7	53.0	52.3	52.2	52.2	54.8	59.9	64.8	69.1	73.1	76.3	78.4	79.7	80.5	80.9	81.0	80.1	78.4	78.5	78.5	74.4	68.9	68 / 74



Preliminary Real-Time Prices with Forecasted and Actual System Load

	HE1	HE2	HE3	HE4	HE5	HE6	HE7	HE8	HE9	HE10	HE11	HE12	HE13	HE14	HE15	HE16	HE17	HE18	HE19	HE20	HE21	HE22	HE23	HE24	avg all/peak
WESTERN HUB	25.69	23.81	14.95	10.83	10.91	-0.16	0.01	10.29	23.87	36.84	23.27	13.56	13.26	32.27	19.75	20.87	37.32	20.51	17.26	25.80	32.56	54.27	29.50	29.92	22 / 26
BGE	27.404	28.036	16.071	14.998	17.613	0.1307	0.5327	11.974	24.757	39.918	42.655	35.749	36.056	42.066	36.679	43.649	69.135	51.368	44.29	32.819	34.013	57.826	30.758	31.173	32 / 40
COMED	10.67	-50	-10.65	-87.83	-151	-16.04	-27.52	-84.34	21.191	22.12	13.819	17.987	12.126	24.966	12.455	24.048	25.198	26.076	26.888	13.408	18.06	29.652	26.615	26.08	-3 / 14
DOM	24.92	17.886	13.653	3.4554	-1.395	-1.001	-1.422	5.9244	24.181	37.225	39.055	33.083	33.713	39.677	34.464	40.591	62.834	46.93	40.761	31.794	33.173	54.727	29.887	30.205	28 / 37
NEW JERSEY HUB	26.95	22.06	15.25	7.63	5.17	-0.57	-0.65	8.95	25.30	39.77	43.49	37.34	37.93	42.58	38.25	45.33	70.30	53.06	45.78	33.76	34.62	56.96	31.49	31.70	31 / 40
Percent Forecast	-3.44	-2.74	-1.91	-1.10	-0.57	-0.64	-0.46	0.15	-0.14	-0.55	-1.34	-2.37	-3.17	-3.35	-3.34	-2.34	-0.75	0.40	1.07	1.09	0.67	2.34	1.77	0.71	
RTLoad	59.256	55.769	53.673	52.466	51.959	51.846	51.935	54.856	59.768	64.415	68.176	71.431	73.995	75.865	77.134	78.667	80.284	81.343	80.97	79.267	79.015	80.367	75.734	69.353	



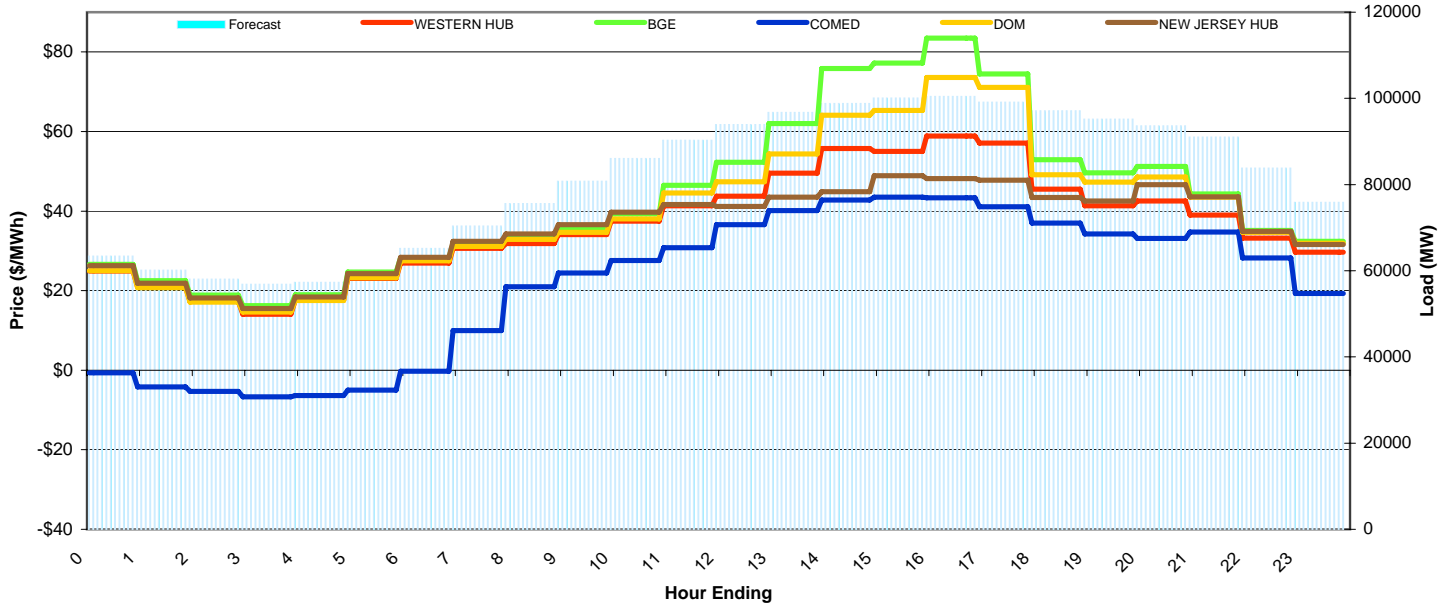
PJM Daily Report

6/8/2009

Price Color Codes: ≤0 ≥100 ≥200

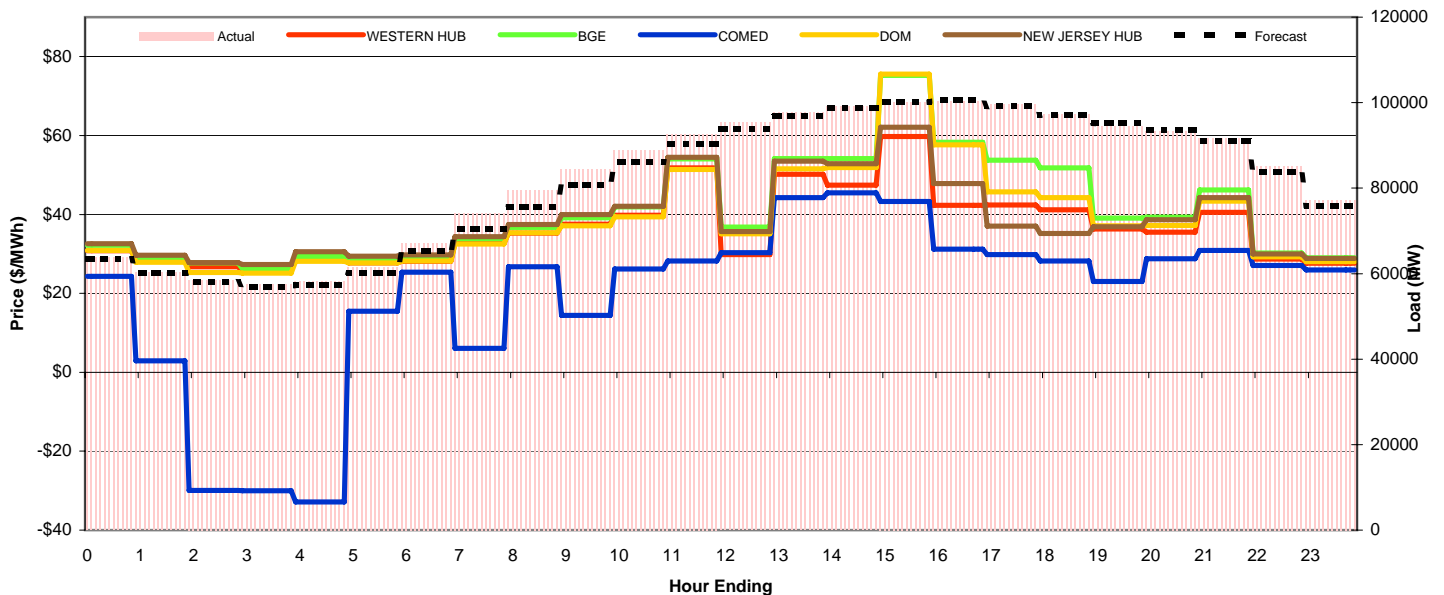
Day-Ahead Prices and Forecast Load

	HE1	HE2	HE3	HE4	HE5	HE6	HE7	HE8	HE9	HE10	HE11	HE12	HE13	HE14	HE15	HE16	HE17	HE18	HE19	HE20	HE21	HE22	HE23	HE24	avg all/peak
WESTERN HUB	24.96	20.88	17.30	14.04	17.57	23.05	26.90	30.59	31.80	34.06	37.43	41.33	43.73	49.52	55.75	54.97	58.83	57.13	45.52	41.36	42.55	38.97	33.22	29.65	36 / 44
BGE	26.626	22.522	18.85	16.203	18.997	24.678	28.306	31.809	33.651	35.742	39.332	46.519	52.296	62.008	75.88	77.241	83.499	74.454	52.884	49.655	51.24	44.268	35.15	32.441	43 / 53
COMED	-0.665	-4.221	-5.29	-6.727	-6.384	-5.031	-0.293	9.9299	21	24.445	27.562	30.826	36.6	40.16	42.794	43.504	43.355	41.109	37	34.25	33.12	34.703	28.257	19.301	22 / 33
DOM	25.021	20.722	17.145	14.603	17.508	23.245	27.524	31.131	32.901	34.687	38.05	44.534	47.377	54.346	64.072	65.292	73.62	71.109	49.132	47.279	48.61	43.501	34.665	31.951	40 / 49
NEW JERSEY HUB	26.29	21.85	18.15	15.47	18.40	24.24	28.35	32.39	34.24	36.55	39.73	41.67	41.17	43.51	44.83	48.93	48.16	47.74	43.39	42.55	46.65	43.56	34.89	31.61	36 / 42
DA Forecast	63.4	60.1	58.0	56.9	57.3	60.1	65.2	70.4	75.6	80.8	86.0	90.3	93.9	96.8	98.8	100.1	100.5	99.1	97.1	95.2	93.6	91.0	83.8	75.9	81 / 91



Preliminary Real-Time Prices with Forecasted and Actual System Load

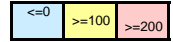
	HE1	HE2	HE3	HE4	HE5	HE6	HE7	HE8	HE9	HE10	HE11	HE12	HE13	HE14	HE15	HE16	HE17	HE18	HE19	HE20	HE21	HE22	HE23	HE24	avg all/peak
WESTERN HUB	30.79	28.10	26.78	25.94	28.98	27.68	28.12	32.67	35.25	37.54	39.80	51.79	29.80	50.18	47.42	59.72	42.31	42.41	41.16	36.31	35.54	40.53	28.69	27.65	36 / 41
BGE	32.156	28.897	27.711	26.221	29.322	28.565	29.138	33.78	36.75	39.13	41.902	54.084	36.783	54.193	54.192	75.223	58.327	53.779	51.772	39.094	39.325	46.17	30.226	29.029	41 / 47
COMED	24.273	2.8998	-29.91	-30.01	-32.86	15.467	25.381	6.0359	26.762	14.451	26.209	28.205	30.289	44.23	45.509	43.287	31.2	29.843	28.197	23.009	28.754	30.842	27.077	25.928	19 / 29
DOM	30.902	27.914	25.309	25.138	28.109	27.727	28.18	32.48	35.311	37.146	39.391	51.367	35.105	51.596	51.88	75.544	57.664	45.734	44.24	37.14	37.229	43.363	29.254	28.041	39 / 44
NEW JERSEY HUB	32.54	29.70	27.81	27.31	30.53	29.39	29.77	34.38	37.47	39.99	42.04	54.44	35.64	53.54	52.84	62.14	47.80	37.06	35.18	36.89	38.68	44.25	30.01	28.83	38 / 43
Percent Forecast	0.51	0.28	0.71	1.25	1.62	2.23	3.10	4.96	5.08	4.35	3.19	2.49	1.55	0.95	0.28	0.05	-0.11	0.56	0.17	-0.65	-0.31	0.83	1.54	1.71	
RTLload	63.757	60.284	58.446	57.619	58.244	61.481	67.261	74.106	79.674	84.473	88.874	92.596	95.381	97.689	99.098	100.13	100.39	99.654	97.295	94.556	93.349	91.795	85.115	77.185	



PJM Daily Report

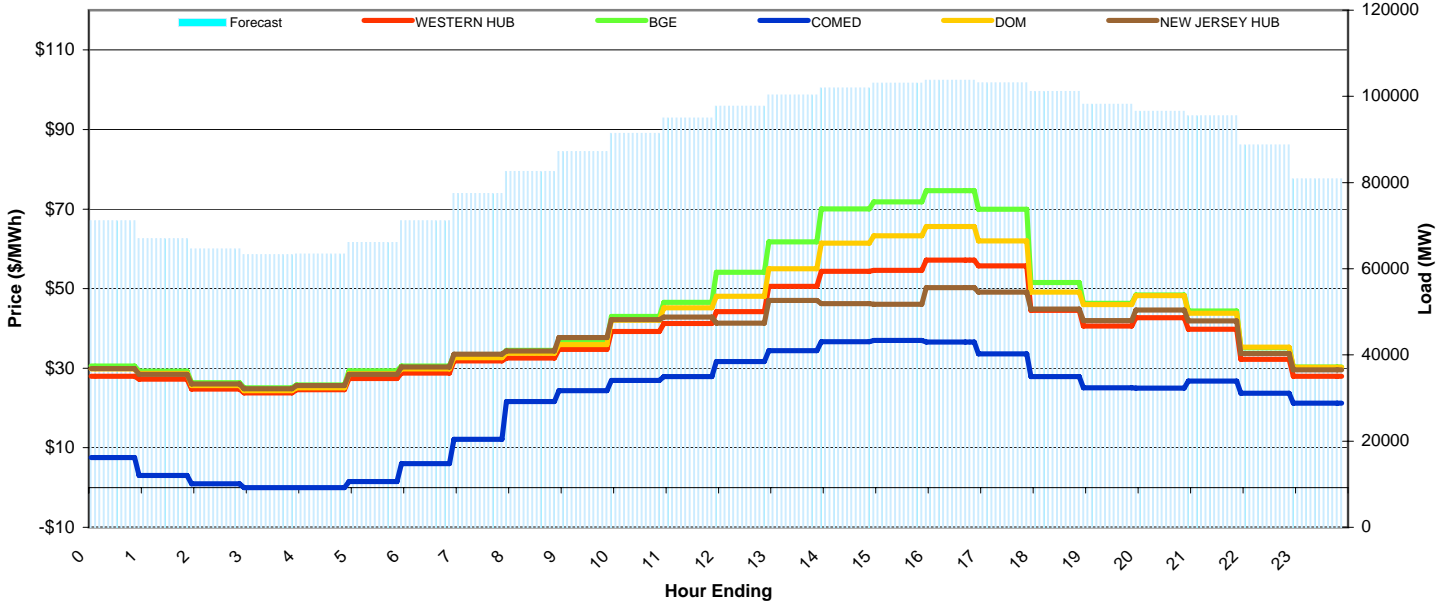
6/9/2009

Price Color Codes:



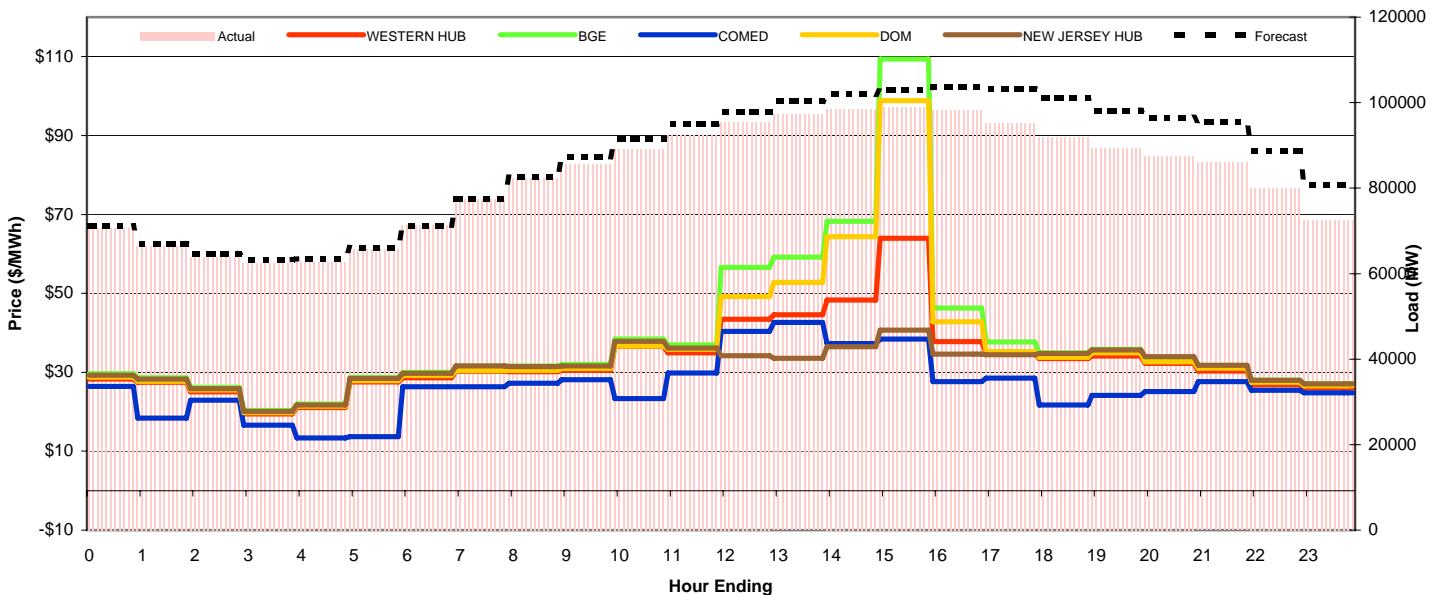
Day-Ahead Prices and Forecast Load

	HE1	HE2	HE3	HE4	HE5	HE6	HE7	HE8	HE9	HE10	HE11	HE12	HE13	HE14	HE15	HE16	HE17	HE18	HE19	HE20	HE21	HE22	HE23	HE24	avg all/peak
WESTERN HUB	27.97	27.25	24.77	23.76	24.56	27.40	28.74	31.86	32.55	34.74	39.26	41.27	44.26	50.54	54.34	54.62	57.20	55.71	44.56	40.57	42.68	39.83	32.21	27.95	38 / 44
BGE	30.529	29.285	26.337	25.096	25.812	29.332	30.522	33.404	34.524	36.754	43.038	46.539	54.12	61.74	70.014	71.83	74.62	69.985	51.517	46.309	48.408	44.402	35.151	30.342	44 / 51
COMED	7.5003	3.0084	0.9764	-0.017	-0.026	1.5159	6.0037	12.156	21.609	24.388	26.914	27.925	31.667	34.445	36.675	36.96	36.602	33.632	27.862	25.055	24.955	26.787	23.716	21.23	20 / 28
DOM	29.817	28.66	25.676	24.329	25.099	28.626	29.856	32.611	33.747	35.899	42.061	45.2	48.054	55.024	61.423	63.268	65.626	61.997	49.102	45.955	48.264	43.798	35.265	30.23	41 / 48
NEW JERSEY HUB	29.90	28.48	26.03	24.86	25.62	28.42	30.33	33.50	34.31	37.71	42.19	42.88	41.29	47.03	46.25	46.05	50.25	49.14	44.83	41.99	44.66	41.89	33.67	29.58	38 / 42
DA Forecast	71.1	67.0	64.6	63.3	63.4	66.1	71.2	77.4	82.6	87.2	91.4	94.9	97.7	100.3	102.0	103.0	103.7	103.2	101.2	98.2	96.5	95.5	88.7	80.9	86 / 95



Preliminary Real-Time Prices with Forecasted and Actual System Load

	HE1	HE2	HE3	HE4	HE5	HE6	HE7	HE8	HE9	HE10	HE11	HE12	HE13	HE14	HE15	HE16	HE17	HE18	HE19	HE20	HE21	HE22	HE23	HE24	avg all/peak
WESTERN HUB	28.26	27.44	25.05	19.46	21.05	27.58	28.60	30.21	30.18	30.50	36.52	34.93	43.48	44.58	48.33	63.97	37.74	34.74	33.44	34.08	32.27	30.29	26.78	26.04	33 / 37
BGE	29.67	28.603	26.162	20.309	21.96	28.715	29.979	31.642	31.595	31.978	38.38	36.993	56.614	59.157	68.257	109.37	46.249	37.674	34.927	35.802	33.818	31.803	28.031	27.155	39 / 45
COMED	26.443	18.348	22.94	16.61	13.372	13.68	26.303	26.306	27.21	28.103	23.339	29.799	40.329	42.607	37.291	38.383	27.636	28.511	21.686	24.147	25.139	27.668	25.451	24.79	27 / 30
DOM	28.803	27.714	25.525	19.797	21.388	27.882	29.153	30.408	30.491	30.967	36.616	35.836	49.192	52.792	64.403	98.854	42.777	35.228	33.757	34.92	32.67	31.031	27.431	26.569	36 / 42
NEW JERSEY HUB	29.24	28.30	25.84	20.12	21.71	28.47	29.74	31.57	31.41	31.62	37.84	36.18	34.23	33.53	36.46	40.69	34.58	34.43	34.75	35.67	33.93	31.76	27.94	27.03	32 / 34
Percent Forecast	-0.69	-0.67	-1.16	-1.22	-1.17	-0.43	0.24	0.09	-0.27	-1.80	-2.56	-2.79	-2.38	-3.14	-3.56	-4.22	-5.51	-8.23	-10.02	-9.95	-10.16	-11.03	-11.04	-11.52	
RTLoad	70.644	66.557	63.857	62.511	62.713	65.8	71.343	77.502	82.341	85.651	89.115	92.373	95.475	97.269	98.485	98.859	98.304	95.319	91.952	89.29	87.604	85.982	79.915	72.504	



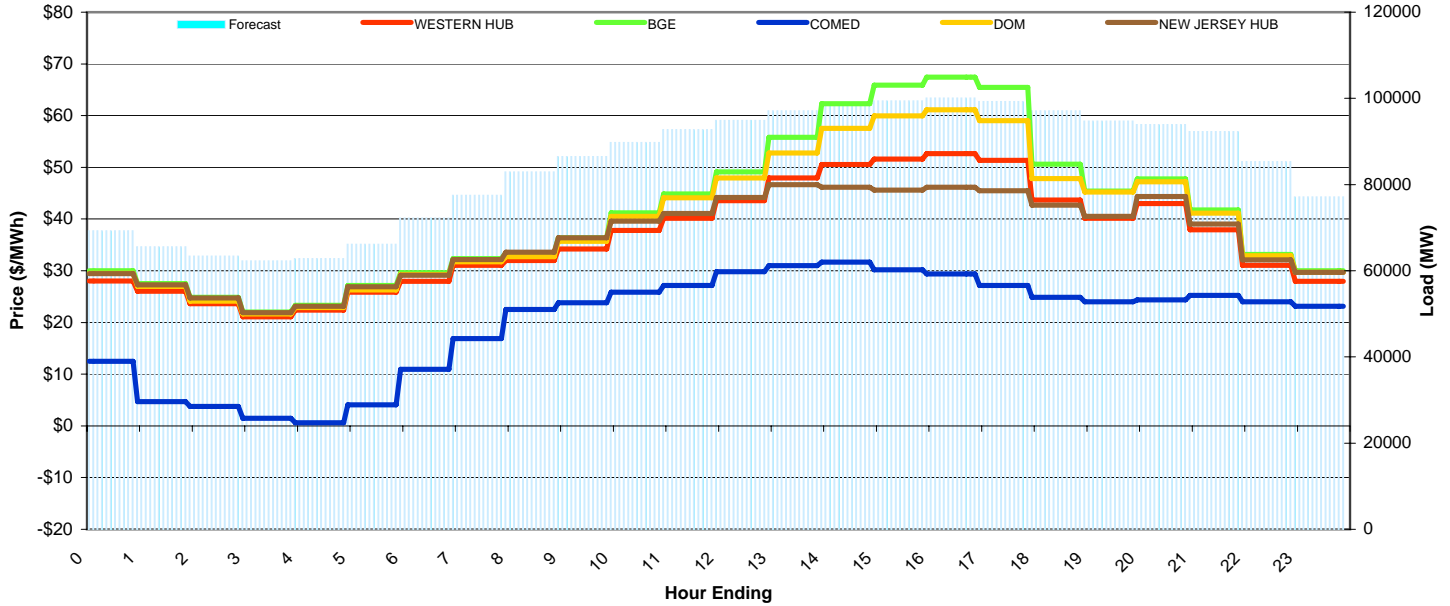
PJM Daily Report

6/10/2009

Price Color Codes: ≤0 ≥100 ≥200

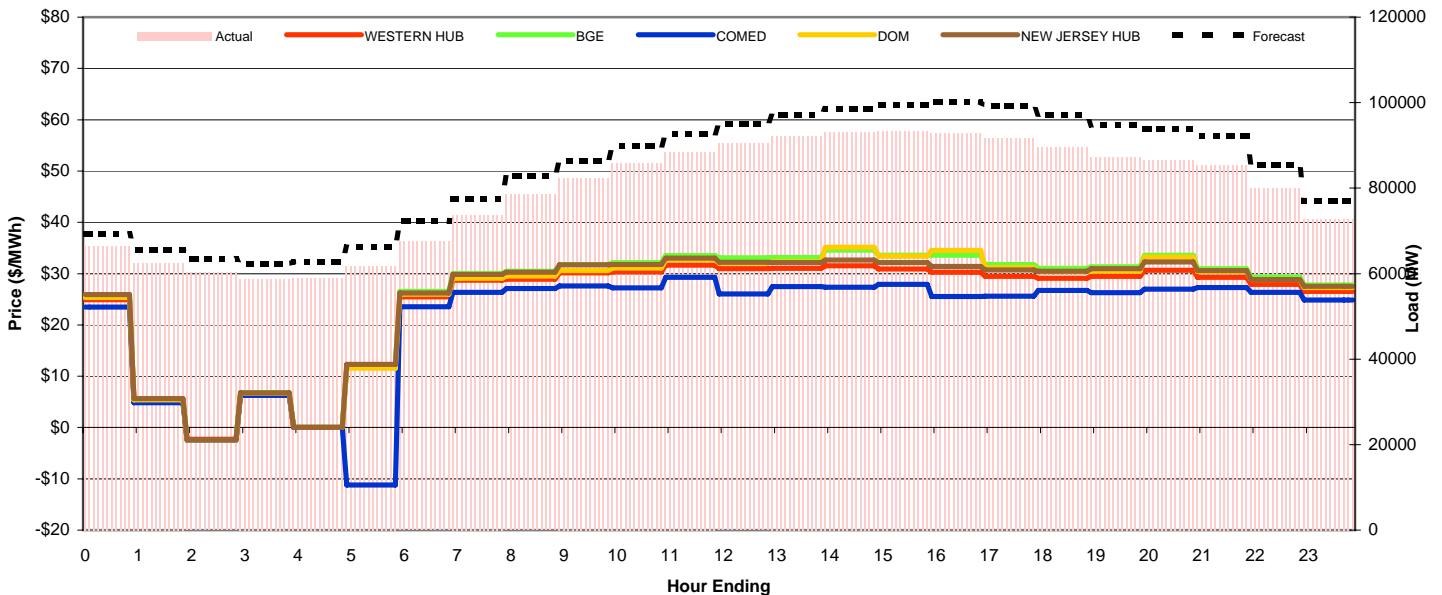
Day-Ahead Prices and Forecast Load

	HE1	HE2	HE3	HE4	HE5	HE6	HE7	HE8	HE9	HE10	HE11	HE12	HE13	HE14	HE15	HE16	HE17	HE18	HE19	HE20	HE21	HE22	HE23	HE24	avg all/peak
WESTERN HUB	27.99	26.02	23.63	21.10	22.37	25.85	27.94	31.06	31.99	34.23	37.81	40.18	43.53	47.97	50.53	51.60	52.67	51.32	43.66	40.13	43.01	37.91	31.03	27.93	36 / 42
BGE	30.003	27.553	24.851	22.034	23.311	27.132	29.645	32.344	33.475	36.389	41.196	44.851	49.12	55.81	62.284	65.866	67.42	65.429	50.606	45.4	47.73	41.78	33.138	30.006	41 / 48
COMED	12.5	4.7162	3.7767	1.454	0.5999	4.0548	10.952	16.89	22.51	23.8	25.857	27.142	29.802	30.997	31.647	30.169	29.376	27.17	24.855	23.996	24.371	25.232	23.984	23.114	20 / 26
DOM	29.479	26.941	24.13	21.659	22.89	26.305	29.265	31.754	32.727	35.709	40.524	44.125	47.971	52.796	57.54	59.968	61.127	59.048	47.844	45.196	47.178	41.159	32.924	29.697	39 / 46
NEW JERSEY HUB	29.47	27.26	24.72	21.87	23.13	26.91	29.12	32.14	33.60	36.34	39.56	41.08	44.14	46.66	46.15	45.58	46.17	45.49	42.67	40.50	44.38	39.03	32.11	29.70	36 / 41
DA Forecast	69.3	65.6	63.4	62.3	62.8	66.2	72.3	77.5	82.9	86.5	89.8	92.8	94.9	97.1	98.5	99.4	100.1	99.3	97.1	94.8	93.9	92.3	85.3	77.1	84 / 93



Preliminary Real-Time Prices with Forecasted and Actual System Load

	HE1	HE2	HE3	HE4	HE5	HE6	HE7	HE8	HE9	HE10	HE11	HE12	HE13	HE14	HE15	HE16	HE17	HE18	HE19	HE20	HE21	HE22	HE23	HE24	avg all/peak
WESTERN HUB	24.93	5.40	-2.27	6.56	0.00	11.90	25.49	28.73	28.93	30.18	30.34	31.67	31.00	31.00	31.55	30.91	30.29	29.47	29.09	29.45	30.66	29.29	27.90	26.53	24 / 30
BGE	25.918	5.5786	-2.378	6.7957	0	12.093	26.557	30.045	30.442	31.764	32.136	33.554	33.095	33.169	34.595	33.567	33.609	31.754	31.039	31.357	33.571	30.998	29.367	27.81	26 / 32
COMED	23.493	4.8559	-2.444	6.2539	0	-11.23	23.552	26.35	27.127	27.626	27.251	29.252	26.04	27.446	27.337	27.925	25.543	25.592	26.721	26.316	26.987	27.262	26.33	24.832	21 / 27
DOM	25.379	5.4168	-2.395	6.7011	0	11.553	25.975	29.104	29.52	30.603	31.072	32.708	32.057	32.321	35.129	33.375	34.506	31.158	30.379	30.476	33.196	30.407	28.823	27.289	25 / 32
NEW JERSEY HUB	25.91	5.61	-2.33	6.73	0.00	12.30	26.24	29.83	30.31	31.73	31.77	33.05	32.20	32.16	32.65	32.16	31.43	30.73	30.44	30.97	32.28	30.61	28.84	27.52	25 / 31
Percent Forecast	-4.37	-4.87	-5.33	-5.96	-6.45	-7.04	-6.99	-5.15	-5.58	-5.05	-4.49	-4.86	-5.02	-5.30	-5.69	-6.49	-7.65	-8.18	-8.48	-8.62	-8.57	-8.05	-6.74	-5.87	
RTLoad	66.368	62.526	60.227	58.784	58.991	61.807	67.553	73.7	78.533	82.316	85.934	88.477	90.394	92.235	93.179	93.371	93.009	91.771	89.551	87.261	86.528	85.435	79.962	72.845	



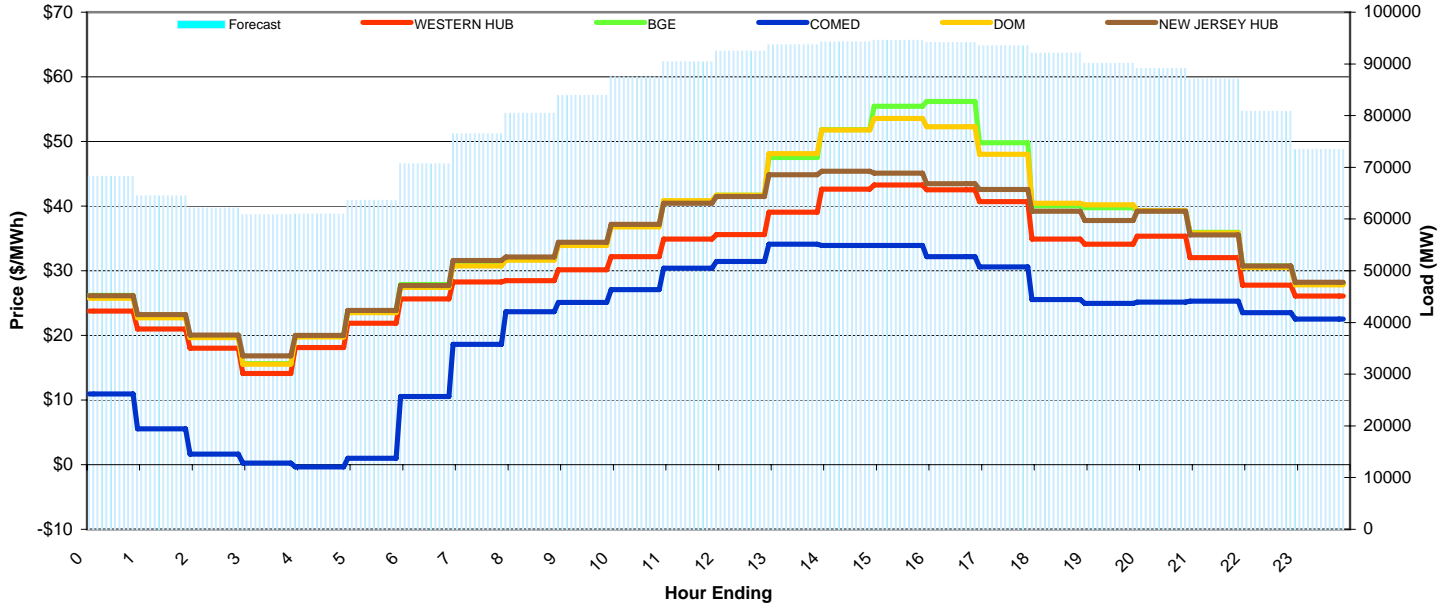
PJM Daily Report

6/11/2009

Price Color Codes: ≤0 ≥100 ≥200

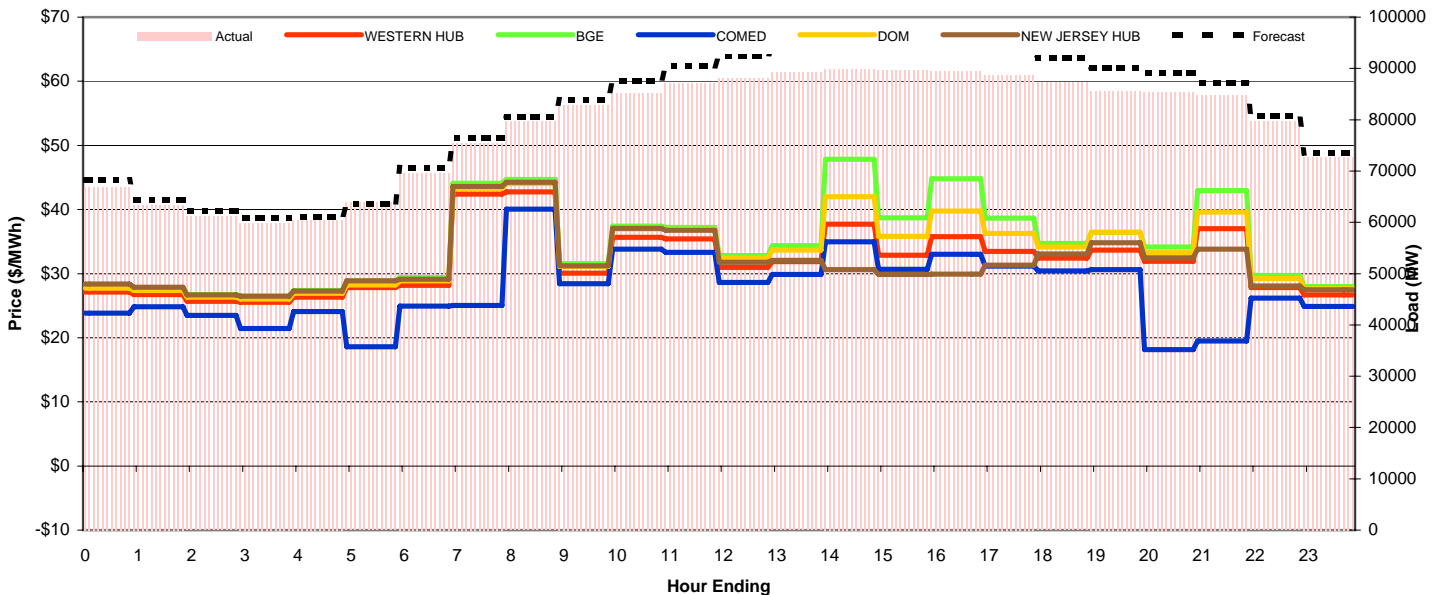
Day-Ahead Prices and Forecast Load

	HE1	HE2	HE3	HE4	HE5	HE6	HE7	HE8	HE9	HE10	HE11	HE12	HE13	HE14	HE15	HE16	HE17	HE18	HE19	HE20	HE21	HE22	HE23	HE24	avg all/peak
WESTERN HUB	23.74	21.01	18.00	14.10	18.10	21.88	25.64	28.28	28.46	30.13	32.16	34.90	35.58	39.04	42.61	43.25	42.50	40.67	34.90	34.11	35.33	32.02	27.76	26.10	30 / 35
BGE	26.18	23.06	19.846	15.665	19.97	23.811	27.85	31.019	31.816	34.197	36.96	40.706	41.7	47.549	51.845	55.43	56.17	49.79	40.04	39.744	39.302	35.916	30.733	28.132	35 / 41
COMED	10.956	5.541	1.6291	0.2601	-0.322	0.9999	10.568	18.638	23.667	25.076	27.077	30.407	31.421	34.109	33.906	33.92	32.17	30.618	25.56	24.963	25.131	25.281	23.519	22.501	21 / 28
DOM	25.744	22.744	19.661	15.554	19.745	23.502	27.414	30.741	31.642	33.894	36.781	40.865	41.683	48.114	51.776	53.543	52.285	48.032	40.446	40.208	39.286	35.839	30.471	27.815	35 / 41
NEW JERSEY HUB	26.12	23.21	20.04	16.81	19.98	23.85	27.73	31.59	32.12	34.42	37.17	40.45	41.47	44.85	45.37	45.09	43.47	42.55	39.21	37.79	39.22	35.57	30.72	28.24	34 / 39
DA Forecast	68.3	64.5	62.1	60.8	61.0	63.6	70.7	76.5	80.5	83.9	87.5	90.4	92.4	93.7	94.2	94.5	94.1	93.5	92.1	90.1	89.1	87.1	80.8	73.5	81 / 89



Preliminary Real-Time Prices with Forecasted and Actual System Load

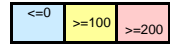
	HE1	HE2	HE3	HE4	HE5	HE6	HE7	HE8	HE9	HE10	HE11	HE12	HE13	HE14	HE15	HE16	HE17	HE18	HE19	HE20	HE21	HE22	HE23	HE24	avg all/peak
WESTERN HUB	27.14	26.71	25.70	25.52	26.32	27.83	28.17	42.39	42.74	30.09	35.67	35.44	30.96	31.85	37.71	32.85	35.78	33.48	32.40	33.68	31.92	37.01	27.80	26.67	32 / 34
BGE	28.322	27.852	26.733	26.483	27.359	28.883	29.367	44.102	44.697	31.579	37.406	37.229	32.824	34.371	47.832	38.706	44.775	38.667	34.719	36.404	34.176	42.974	29.724	27.967	35 / 38
COMED	23.841	24.816	23.479	21.419	24.085	18.613	24.949	25.023	40.043	28.443	33.799	33.34	28.623	29.874	34.961	30.675	33.005	31.17	30.404	30.643	18.166	19.481	26.173	24.904	27 / 30
DOM	27.713	27.37	26.321	26.009	26.921	28.25	28.886	43.278	44.061	31.118	36.961	36.918	32.411	33.671	42.016	35.797	39.751	36.255	34.17	36.471	33.245	39.591	29.231	27.619	34 / 37
NEW JERSEY HUB	28.39	27.87	26.66	26.50	27.30	28.88	29.15	43.62	44.23	31.22	37.07	36.76	31.78	32.08	30.62	29.87	29.93	31.33	33.09	34.83	32.46	33.82	28.10	27.49	32 / 34
Percent Forecast	-1.95	-1.73	-1.68	-1.52	-0.73	0.39	-1.42	-1.20	-0.99	-1.20	-2.63	-3.72	-4.76	-5.02	-4.93	-5.35	-5.11	-5.32	-5.53	-5.18	-4.33	-2.60	-1.43	-0.96	
RTLload	66.948	63.375	61.117	59.897	60.531	63.857	69.691	75.576	79.67	82.92	85.242	87.145	88.24	89.206	89.819	89.727	89.537	88.79	87.251	85.642	85.413	84.86	79.649	72.759	



PJM Daily Report

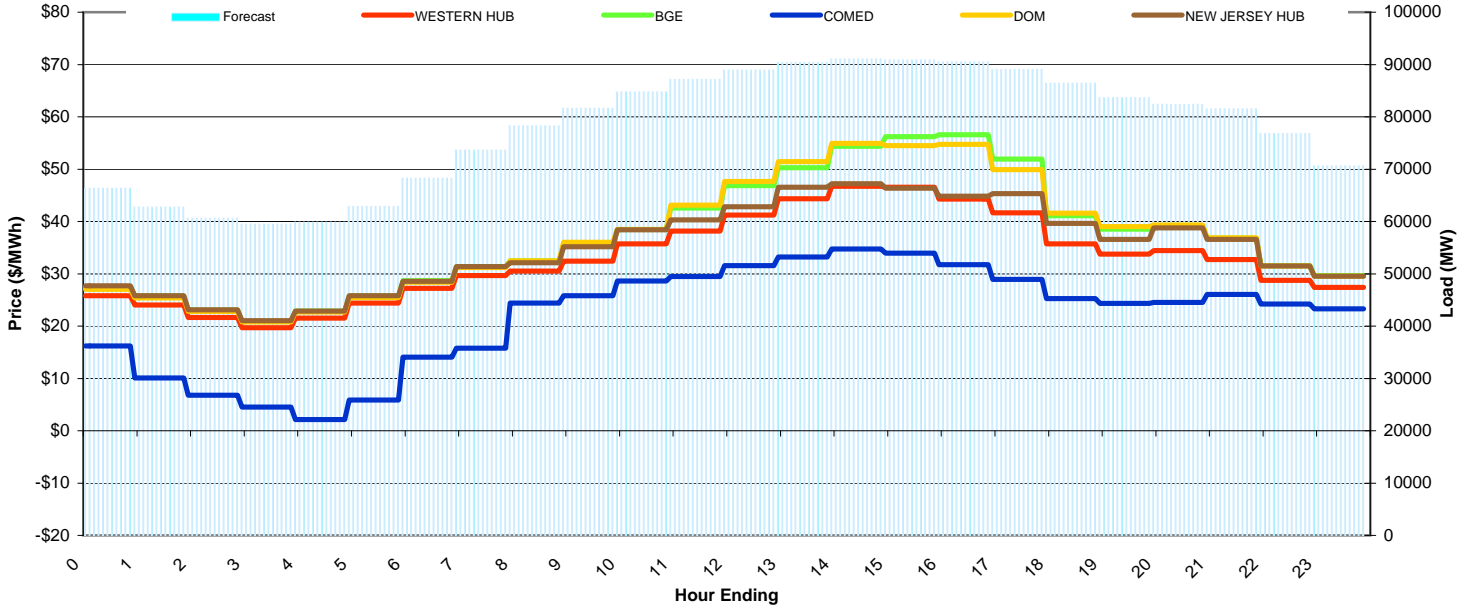
6/12/2009

Price Color Codes:



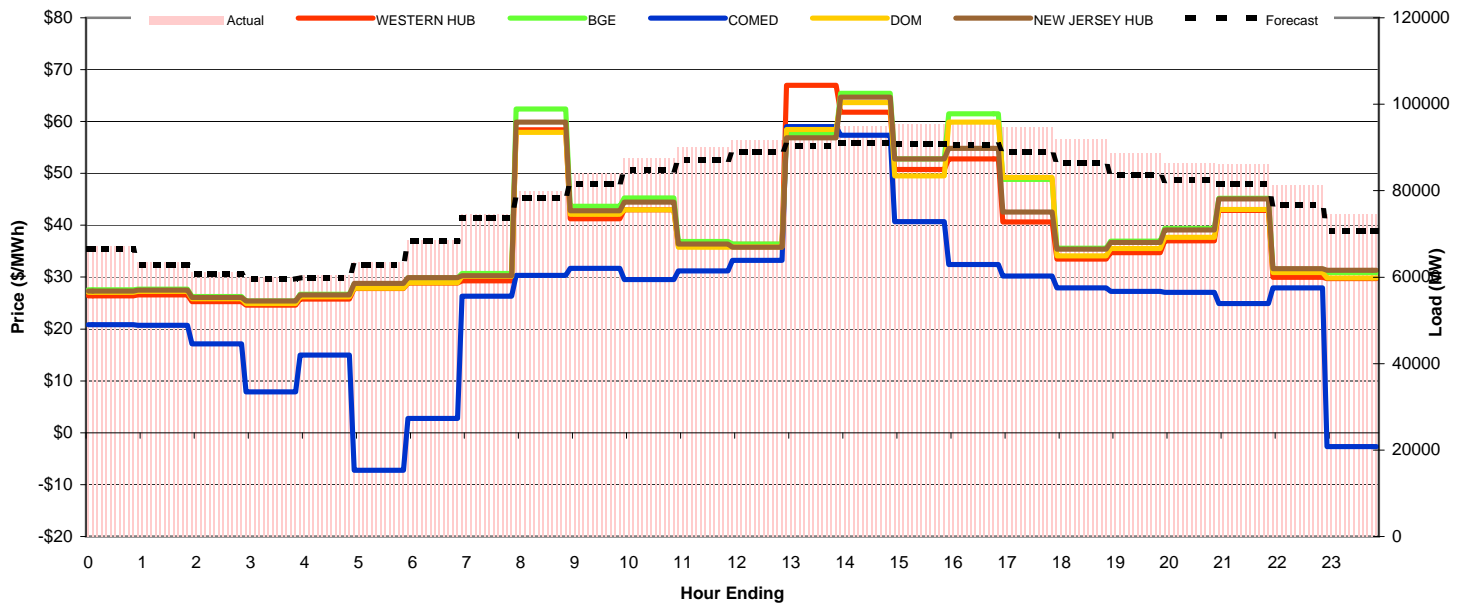
Day-Ahead Prices and Forecast Load

	HE1	HE2	HE3	HE4	HE5	HE6	HE7	HE8	HE9	HE10	HE11	HE12	HE13	HE14	HE15	HE16	HE17	HE18	HE19	HE20	HE21	HE22	HE23	HE24	avg all/peak
WESTERN HUB	25.82	24.02	21.63	19.72	21.54	24.41	27.23	29.67	30.52	32.41	35.70	38.17	41.24	44.33	46.72	46.54	44.30	41.63	35.73	33.77	34.42	32.71	28.73	27.39	33 / 37
BGE	27.534	25.759	23.04	20.915	22.862	25.737	28.655	31.357	32.503	35.59	38.463	42.5505	46.866	50.28	54.401	56.194	56.604	51.897	41.11	38.545	39.113	36.795	31.57	29.654	37 / 43
COMED	16.184	10.082	6.7823	4.5189	2.124	5.8805	14.059	15.751	24.38	25.83	28.643	29.5084	31.566	33.19	34.755	33.924	31.727	28.944	25.27	24.322	24.496	26.04	24.23	23.3	22 / 28
DOM	27.05	25.385	22.834	20.77	22.684	25.452	28.378	31.18	32.472	36.003	38.445	43.1096	47.619	51.444	54.909	54.522	54.735	49.927	41.572	39.048	39.351	36.906	31.474	29.53	37 / 43
NEW JERSEY HUB	27.72	25.83	23.13	21.02	22.85	25.78	28.59	31.38	32.09	35.18	38.40	40.31	42.82	46.54	47.22	46.36	44.81	45.32	39.63	36.57	38.79	36.60	31.48	29.57	35 / 40
DA Forecast	66.4	62.8	60.6	59.5	59.9	62.9	68.3	73.6	78.3	81.7	84.7	87.2	88.9	90.4	91.1	90.9	90.5	89.1	86.4	83.7	82.4	81.5	76.8	70.7	78 / 85



Preliminary Real-Time Prices with Forecasted and Actual System Load

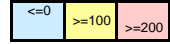
	HE1	HE2	HE3	HE4	HE5	HE6	HE7	HE8	HE9	HE10	HE11	HE12	HE13	HE14	HE15	HE16	HE17	HE18	HE19	HE20	HE21	HE22	HE23	HE24	avg all/peak
WESTERN HUB	26.37	26.57	25.27	24.60	25.75	27.84	28.88	29.29	58.38	41.26	43.00	36.01	36.33	67.01	61.83	50.78	52.79	40.66	33.48	34.71	37.03	42.88	29.97	29.74	38 / 43
BGE	27.554	27.687	26.245	25.416	26.696	28.669	29.861	30.738	62.391	43.639	45.274	36.8534	36.41	57.596	65.439	52.816	61.505	48.855	35.58	36.91	39.391	45.235	31.509	30.901	40 / 46
COMED	20.864	20.689	17.134	7.8767	14.968	-7.237	2.7421	26.34	30.348	31.682	29.561	31.1889	33.229	59.009	57.351	40.679	32.43	30.203	27.947	27.28	27.09	24.931	27.918	-2.678	25 / 34
DOM	27.057	27.234	25.839	24.901	26.209	27.875	28.917	30.183	57.924	42.116	42.956	35.7585	35.842	58.473	63.64	49.529	59.908	49.243	34.074	35.536	37.652	43.021	30.871	29.838	39 / 44
NEW JERSEY HUB	27.29	27.51	26.06	25.39	26.59	28.79	29.92	30.29	59.89	42.80	44.49	36.39	35.75	56.88	64.69	52.80	54.80	42.57	35.39	36.71	39.10	45.07	31.64	31.34	39 / 44
Percent Forecast	1.11	1.01	0.88	0.65	0.89	0.96	0.54	1.23	1.94	2.76	3.12	3.07	2.93	3.09	3.92	4.63	5.41	5.98	5.95	5.50	4.61	5.20	5.50	5.19	
RTLLoad	67.111	63.406	61.157	59.93	60.434	63.477	68.641	74.526	79.867	83.976	87.477	89.9183	91.601	93.298	94.812	95.312	95.669	94.732	91.859	88.524	86.355	86.019	81.277	74.519	



PJM Daily Report

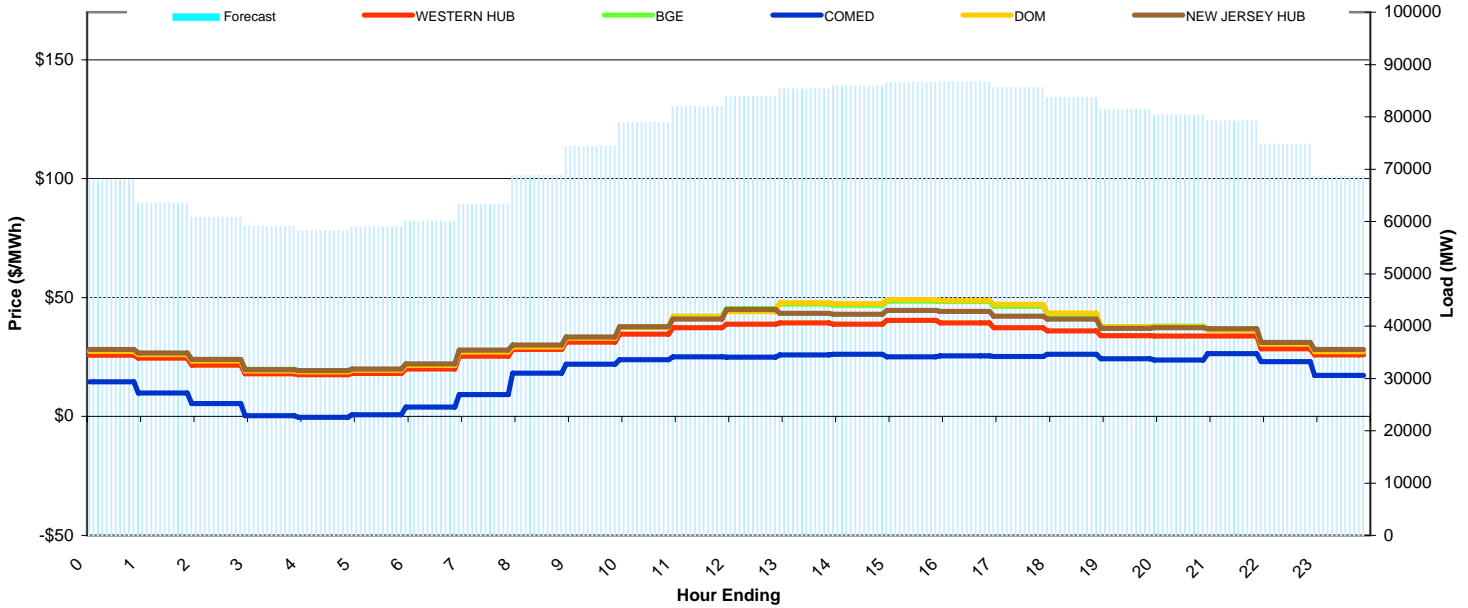
6/13/2009

Price Color Codes:



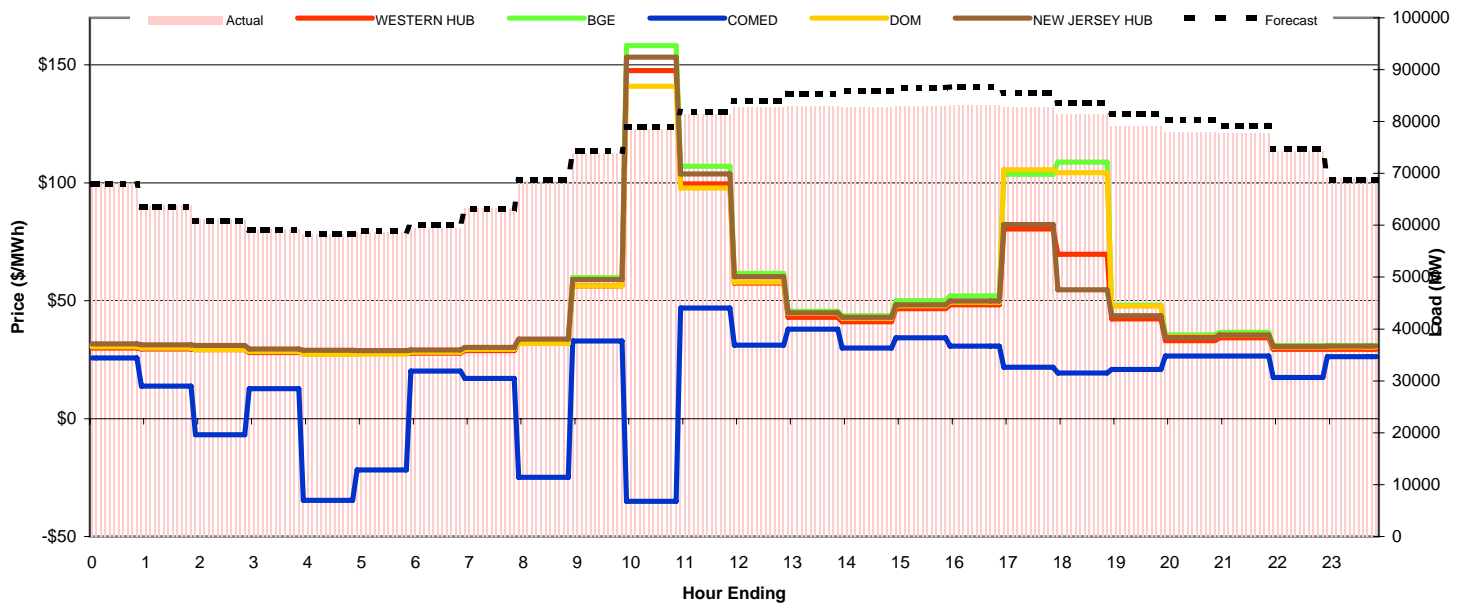
Day-Ahead Prices and Forecast Load

	HE1	HE2	HE3	HE4	HE5	HE6	HE7	HE8	HE9	HE10	HE11	HE12	HE13	HE14	HE15	HE16	HE17	HE18	HE19	HE20	HE21	HE22	HE23	HE24	avg all/peak
WESTERN HUB	25.76	24.56	21.62	17.95	17.54	18.12	19.96	25.33	28.17	31.21	34.60	37.39	38.82	39.29	38.83	40.36	39.41	37.38	36.02	33.91	33.85	33.84	28.40	25.87	30 / 35
BGE	27.844	26.589	23.92	19.816	19.219	19.68	21.816	27.792	29.679	33.239	37.756	42.136	45.36	47.31	46.76	48.562	48.301	46.363	42.926	37.709	37.968	36.54	30.92	27.8	34 / 40
COMED	14.605	9.9036	5.3746	0.2901	-0.38	0.7542	3.9922	9.1525	18.249	21.991	23.877	25.0189	24.98	25.848	26.109	25.101	25.459	25.209	26.157	24.31	23.791	26.398	23.047	17.306	18 / 23
DOM	27.365	26.013	23.393	19.152	18.735	19.465	21.462	27.1	29.234	32.847	37.521	42.1023	44.004	47.821	47.428	49.183	48.821	47.103	43.485	37.796	37.789	36.301	30.448	27.256	34 / 40
NEW JERSEY HUB	28.21	26.76	24.06	19.76	19.30	19.95	22.17	27.93	30.10	33.44	37.75	40.97	44.98	43.38	42.93	44.65	44.15	42.15	40.97	37.11	37.35	36.86	31.09	28.12	34 / 38
DA Forecast	67.9	63.5	60.7	59.0	58.3	59.0	60.1	63.2	68.8	74.3	78.9	81.9	83.9	85.3	85.9	86.5	86.7	85.6	83.6	81.4	80.4	79.2	74.8	68.7	74 / 80



Preliminary Real-Time Prices with Forecasted and Actual System Load

	HE1	HE2	HE3	HE4	HE5	HE6	HE7	HE8	HE9	HE10	HE11	HE12	HE13	HE14	HE15	HE16	HE17	HE18	HE19	HE20	HE21	HE22	HE23	HE24	avg all/peak
WESTERN HUB	29.97	29.48	29.29	28.03	27.76	27.67	27.75	28.80	32.26	56.25	147.61	99.50	57.54	42.96	41.13	46.61	48.30	60.44	69.66	42.30	33.12	34.29	29.40	29.42	47 / 56
BGE	31.432	30.633	30.154	29.047	28.193	28.238	28.744	29.97	33.4	59.787	158.25	107.086	61.598	45.53	43.703	49.971	52.018	103.68	108.82	48.129	35.477	36.534	31.037	31.072	52 / 63
COMED	25.677	13.781	-6.786	12.712	-34.65	-21.78	20.178	17.084	-24.83	32.94	-35.013	46.8778	31.128	37.906	29.954	34.288	30.814	21.781	19.382	20.891	26.545	26.482	17.413	26.214	15 / 21
DOM	30.541	29.943	29.237	28.399	27.164	27.327	28.19	29.375	31.84	56.286	140.91	97.8258	57.92	44.605	42.613	47.898	49.309	105.58	104.35	47.706	34.829	35.444	30.287	30.287	49 / 60
NEW JERSEY HUB	31.69	31.27	30.99	29.60	28.98	28.88	29.15	30.26	33.75	59.04	153.32	103.75	60.14	44.83	42.91	48.29	49.95	82.28	54.64	43.62	34.45	35.56	30.62	30.70	48 / 57
Percent Forecast	0.37	0.61	0.49	0.22	0.12	-0.68	-1.07	0.14	-0.44	-0.49	-0.50	-0.75	-1.36	-2.94	-3.83	-4.44	-4.34	-3.44	-2.80	-2.94	-3.20	-1.91	-0.72	0.49	
RTLLoad	68.179	63.897	61.048	59.168	58.324	58.577	59.442	63.306	68.478	73.926	78.489	81.3375	82.762	82.9	82.728	82.842	83.084	82.725	81.368	79.089	77.86	77.739	74.238	69.028	



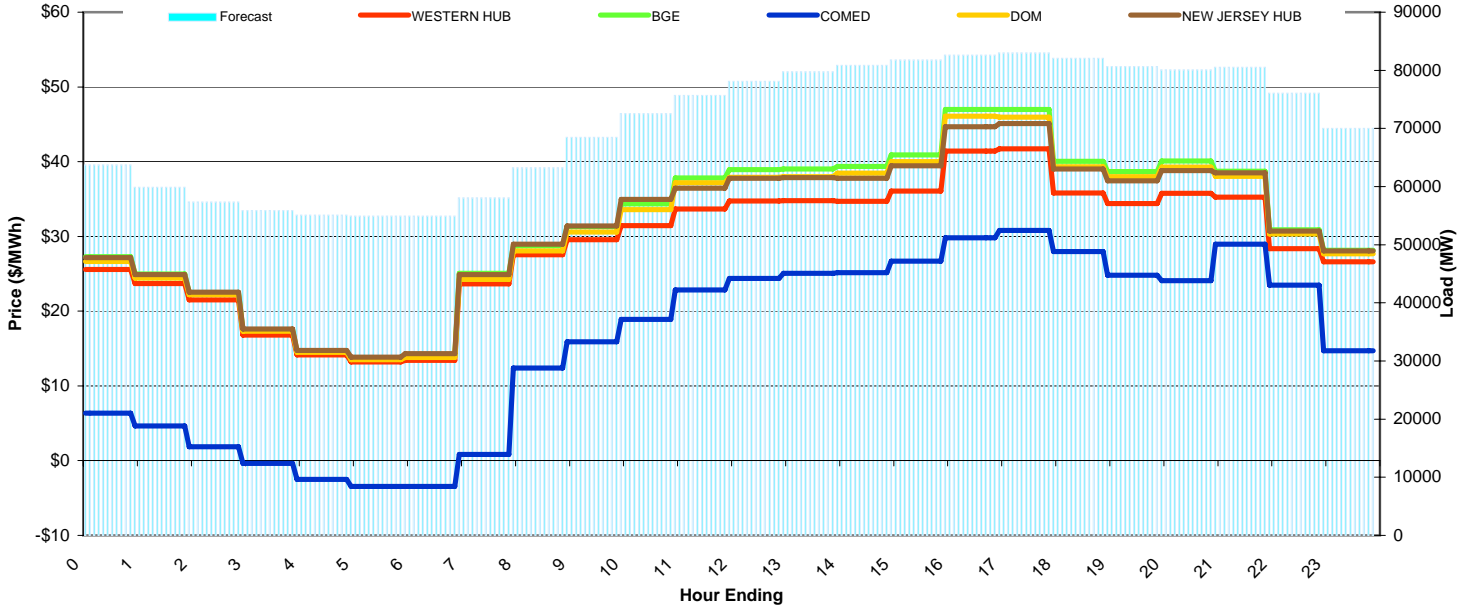
PJM Daily Report

6/14/2009

Price Color Codes: ≤0 ≥100 ≥200

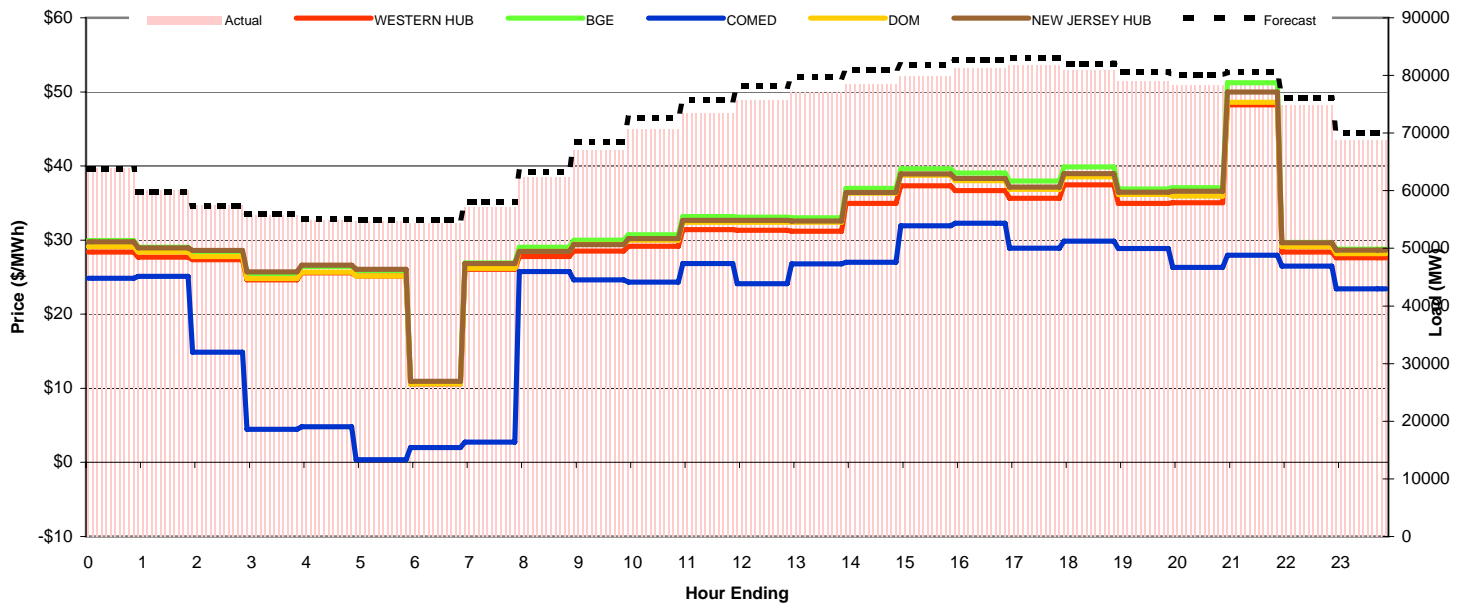
Day-Ahead Prices and Forecast Load

	HE1	HE2	HE3	HE4	HE5	HE6	HE7	HE8	HE9	HE10	HE11	HE12	HE13	HE14	HE15	HE16	HE17	HE18	HE19	HE20	HE21	HE22	HE23	HE24	avg all/peak
WESTERN HUB	25.57	23.69	21.50	16.79	14.13	13.19	13.43	23.67	27.57	29.55	31.44	33.68	34.75	34.78	34.71	36.06	41.42	41.72	35.79	34.39	35.78	35.25	28.38	26.60	29 / 34
BGE	27.288	24.965	22.489	17.514	14.66	13.682	14.016	25.043	28.763	31.304	34.339	37.8331	38.918	39.03	39.347	40.898	46.991	47	40.05	38.66	40.07	38.711	30.893	28.163	32 / 37
COMED	6.35	4.6459	1.8414	-0.369	-2.493	-3.461	-3.46	0.8402	12.386	15.903	18.888	22.8296	24.373	25.08	25.159	26.701	29.829	30.798	27.97	24.809	24.064	28.969	23.462	14.702	16 / 23
DOM	26.662	24.405	22.202	17.305	14.469	13.5	13.796	24.236	28.045	30.574	33.595	37.1903	37.923	38.011	38.474	39.999	46.067	45.938	39.327	37.987	39.26	38.044	30.348	27.684	31 / 37
NEW JERSEY HUB	27.15	24.90	22.55	17.60	14.75	13.85	14.30	24.88	28.95	31.39	34.97	36.46	37.77	37.88	37.79	39.44	44.66	45.08	39.04	37.42	38.83	38.50	30.70	28.04	31 / 36
DA Forecast	63.8	59.9	57.4	55.9	55.1	54.9	54.9	58.1	63.2	68.5	72.5	75.7	78.1	79.8	80.9	81.8	82.6	83.0	82.1	80.6	80.1	80.5	76.1	70.0	71 / 76



Preliminary Real-Time Prices with Forecasted and Actual System Load

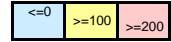
	HE1	HE2	HE3	HE4	HE5	HE6	HE7	HE8	HE9	HE10	HE11	HE12	HE13	HE14	HE15	HE16	HE17	HE18	HE19	HE20	HE21	HE22	HE23	HE24	avg all/peak
WESTERN HUB	28.39	27.71	27.34	24.65	25.60	25.16	10.58	26.07	27.76	28.53	29.15	31.43	31.34	31.20	34.96	37.33	36.69	35.63	37.45	34.97	35.04	48.23	28.38	27.60	30 / 33
BGE	29.928	29.057	28.477	25.502	26.435	25.895	10.898	26.907	29.016	29.993	30.714	33.1743	33.096	33.016	36.991	39.631	39.06	37.967	39.873	36.913	37.049	51.241	29.693	28.791	32 / 35
COMED	24.834	25.1	14.87	4.4588	4.8241	0.3674	2.006	2.7234	25.761	24.617	24.337	26.8378	24.117	26.805	26.991	31.946	32.273	28.913	29.842	28.886	26.299	27.941	26.5	23.432	21 / 26
DOM	29.136	28.391	27.78	24.79	25.688	25.151	10.614	26.193	28.484	29.409	29.992	32.4252	32.4	32.421	36.356	38.768	38.014	36.832	38.519	36.154	35.961	48.62	29.116	28.182	31 / 34
NEW JERSEY HUB	29.76	28.96	28.61	25.71	26.62	26.05	10.94	26.84	28.47	29.38	30.18	32.65	32.66	32.57	36.40	38.93	38.33	37.14	38.99	36.46	36.60	50.00	29.63	28.65	32 / 35
Percent Forecast	0.09	0.31	0.13	-0.29	-0.41	-0.46	-1.03	-1.53	-1.38	-2.26	-2.58	-2.98	-3.27	-3.40	-3.10	-2.40	-1.70	-1.42	-1.45	-2.02	-2.33	-1.93	-1.68	-1.82	
RTLLoad	63.827	60.053	57.437	55.732	54.871	54.687	54.372	57.201	62.371	66.97	70.717	73.5185	75.652	77.133	78.452	79.883	81.218	81.838	80.908	79.023	78.249	79.02	74.81	68.773	



PJM Daily Report

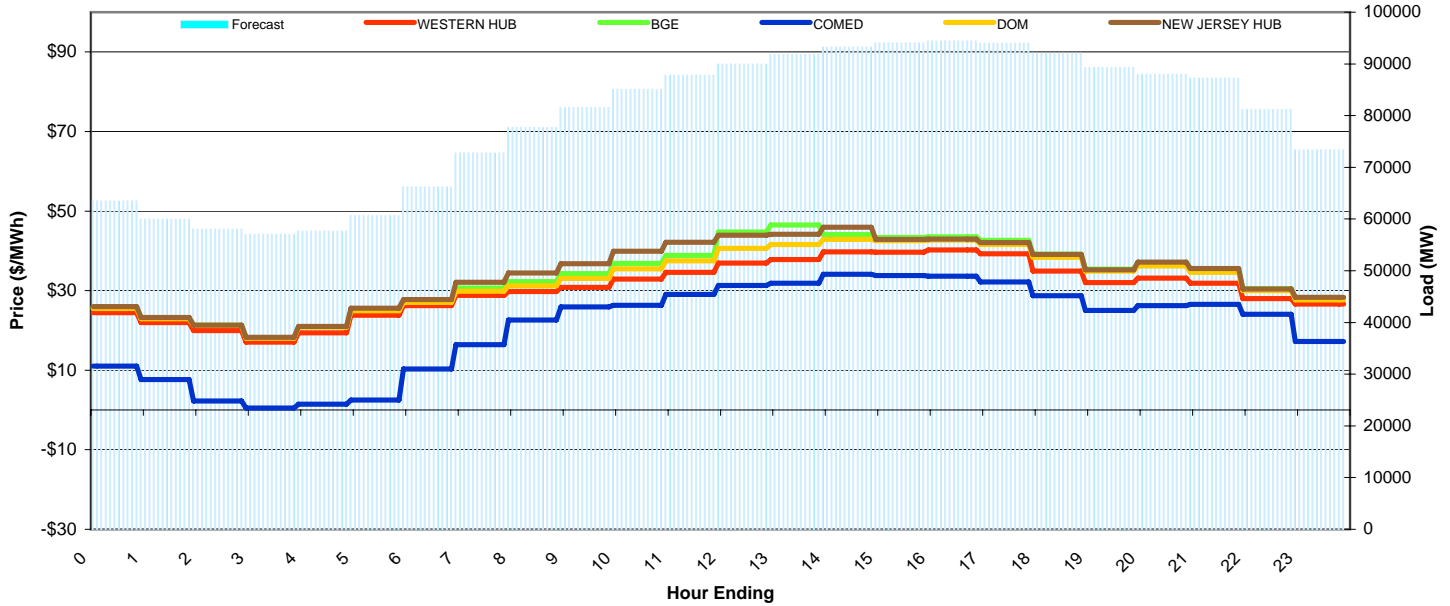
6/15/2009

Price Color Codes:



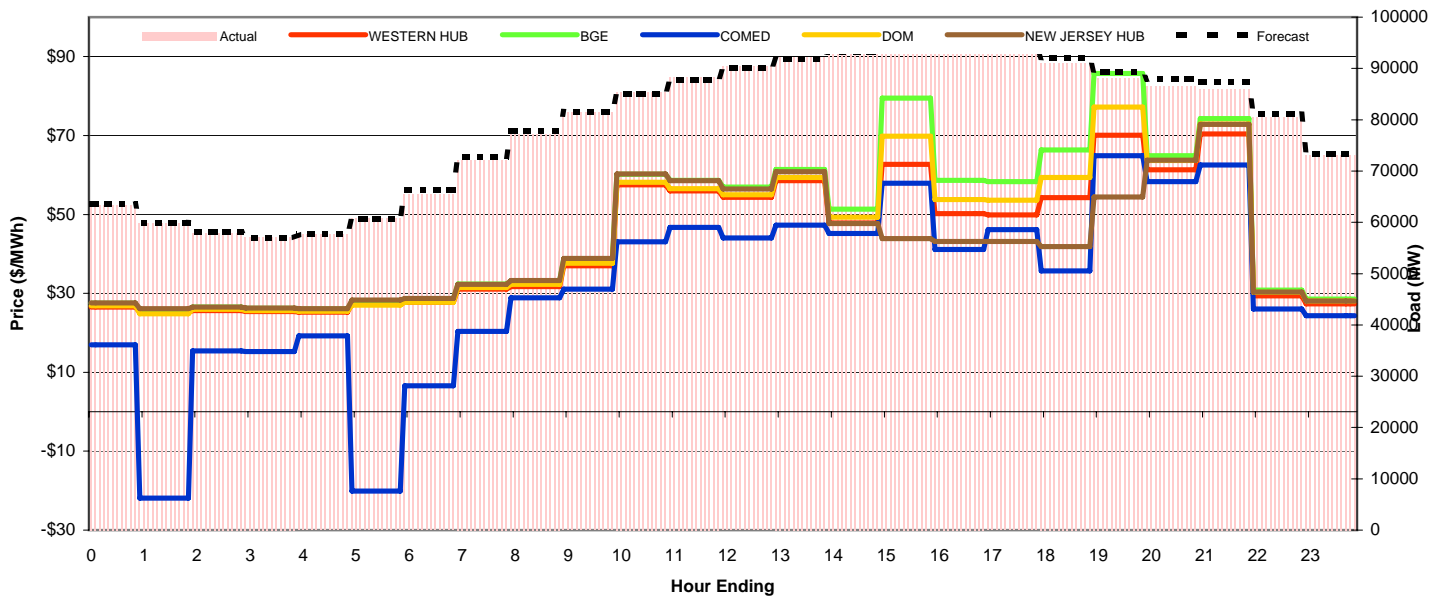
Day-Ahead Prices and Forecast Load

	HE1	HE2	HE3	HE4	HE5	HE6	HE7	HE8	HE9	HE10	HE11	HE12	HE13	HE14	HE15	HE16	HE17	HE18	HE19	HE20	HE21	HE22	HE23	HE24	avg all/peak
WESTERN HUB	24.44	21.97	19.99	17.05	19.42	23.78	26.24	28.80	29.77	30.85	32.94	34.61	36.96	37.80	39.71	39.69	40.26	39.29	34.90	32.03	33.16	31.88	28.02	26.60	30 / 34
BGE	25.949	23.188	21.355	18.153	20.951	25.294	27.6	30.68	32.302	34.295	36.856	38.883	44.72	46.5	44.11	43.372	43.533	42.607	39.149	35.43	37.015	35.384	30.466	28.228	34 / 38
COMED	11.051	7.6106	2.2408	0.467	1.4598	2.537	10.286	16.449	22.583	25.906	26.342	29.077	31.284	31.877	34.08	33.823	33.644	32.15	28.729	25.032	26.252	26.53	24.036	17.23	21 / 28
DOM	25.51	22.931	21.223	18.025	20.806	24.964	27.027	29.884	31.214	33.094	35.517	37.488	40.638	41.583	42.88	42.6	42.698	41.628	38.373	34.9	36.23	34.622	30.015	27.656	33 / 37
NEW JERSEY HUB	26.00	23.22	21.32	18.24	20.97	25.56	27.79	32.13	34.41	36.79	39.90	42.19	43.93	44.19	45.98	42.85	42.93	42.10	39.08	35.24	37.18	35.59	30.39	28.34	34 / 39
DA Forecast	63.5	60.0	58.1	57.0	57.7	60.7	66.2	72.8	77.7	81.6	85.1	87.8	90.0	91.8	93.3	94.0	94.4	94.0	92.1	89.3	88.0	87.2	81.2	73.4	79 / 88



Preliminary Real-Time Prices with Forecasted and Actual System Load

	HE1	HE2	HE3	HE4	HE5	HE6	HE7	HE8	HE9	HE10	HE11	HE12	HE13	HE14	HE15	HE16	HE17	HE18	HE19	HE20	HE21	HE22	HE23	HE24	avg all/peak
WESTERN HUB	26.54	25.23	25.65	25.42	25.23	27.41	27.70	31.11	31.69	37.02	57.52	55.97	54.30	58.57	47.86	62.72	50.21	49.85	54.23	70.09	61.32	70.40	29.39	27.31	43 / 51
BGE	27.512	25.696	26.489	26.209	26.04	27.946	28.624	32.339	33.2	38.792	60.22	58.637	56.926	61.371	51.35	79.466	58.652	58.299	66.317	85.767	64.893	74.327	30.864	28.561	47 / 57
COMED	16.947	-21.86	15.432	15.217	19.231	-20.12	6.5638	20.349	28.846	31.06	43.099	46.678	44.07	47.256	45.209	57.887	41.097	46.14	35.653	64.89	58.339	62.51	26.024	24.365	31 / 44
DOM	26.844	24.82	25.962	25.646	25.506	26.993	27.766	31.437	32.244	37.599	58.125	56.558	54.958	59.359	49.339	69.872	53.762	53.61	59.407	77.206	63.632	72.886	30.273	28.053	45 / 54
NEW JERSEY HUB	27.56	26.08	26.55	26.31	26.08	28.31	28.69	32.31	33.25	38.87	60.29	58.56	56.47	60.82	47.66	43.86	43.14	43.12	41.88	54.44	63.78	72.83	30.35	28.05	42 / 49
Percent Forecast	-0.29	-0.27	-0.27	0.19	0.03	0.14	-1.23	-0.92	-0.60	-0.21	0.34	0.48	0.43	0.42	0.00	0.09	0.12	-0.07	-1.04	-1.27	-1.59	-1.43	-0.85	-0.29	
RTLload	63.309	59.804	57.909	57.144	57.673	60.744	65.431	72.13	77.267	81.398	85.352	88.26	90.372	92.189	93.261	94.131	94.551	93.916	91.158	88.201	86.599	86.014	80.497	73.158	



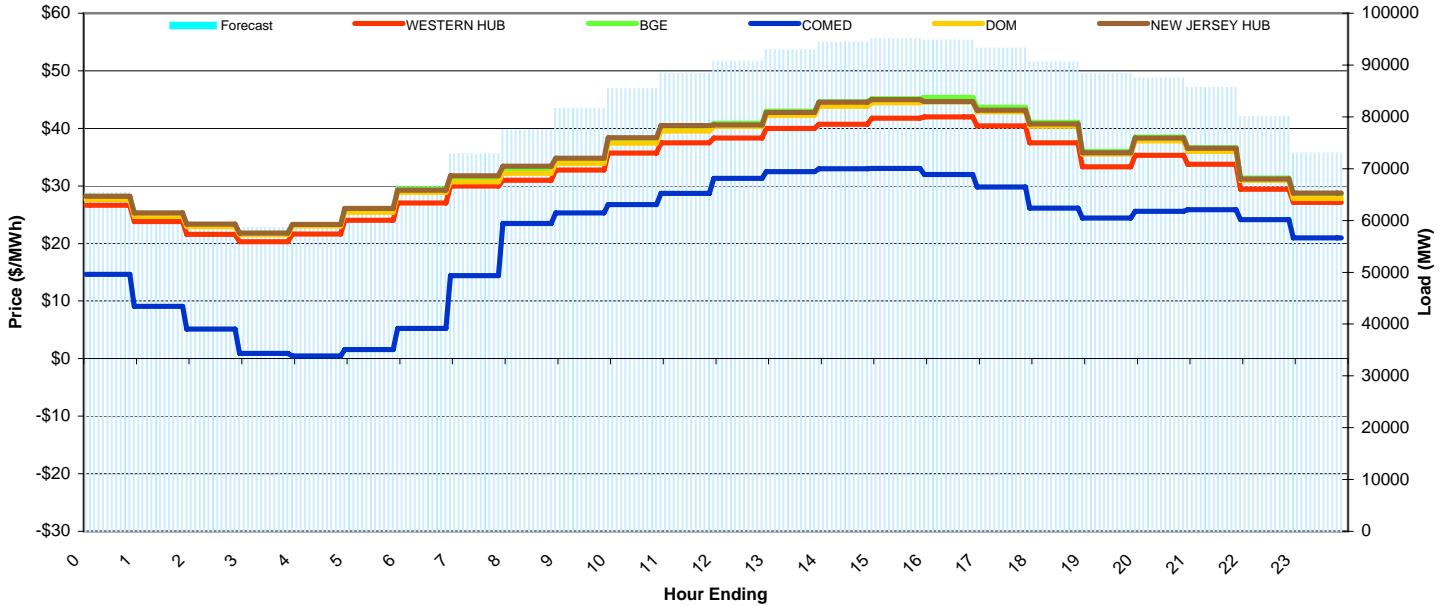
PJM Daily Report

Tuesday June 16, 2009

Price Color Codes: <=0 >=100 >=200

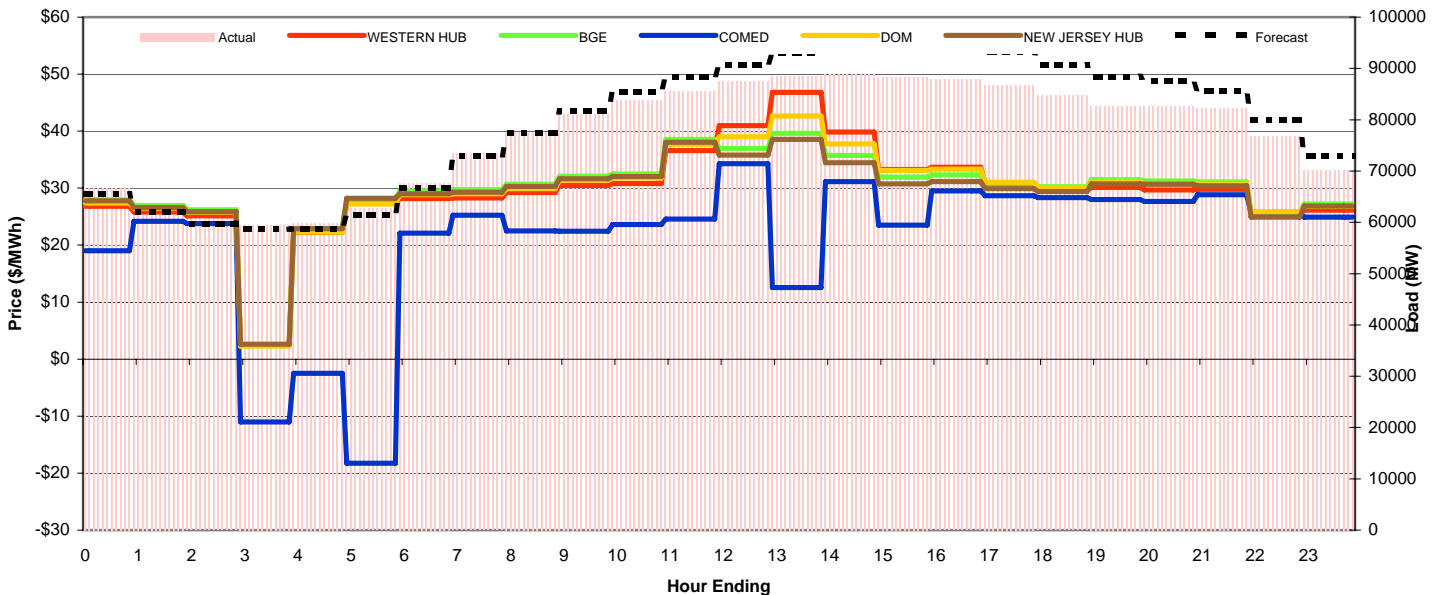
Day-Ahead Prices and Forecast Load

	HE1	HE2	HE3	HE4	HE5	HE6	HE7	HE8	HE9	HE10	HE11	HE12	HE13	HE14	HE15	HE16	HE17	HE18	HE19	HE20	HE21	HE22	HE23	HE24	avg all/peak
WESTERN HUB	26.66	23.79	21.61	20.34	21.67	24.03	27.05	29.98	31.00	32.76	35.71	37.46	38.34	40.00	40.71	41.77	41.98	40.46	37.47	33.32	35.34	33.75	29.42	27.16	32 / 36
BGE	28.229	25.125	23.223	21.761	23.239	25.908	29.497	31.499	32.875	34.53	37.95	40.114	40.863	42.986	44.595	45.181	45.368	43.637	41.036	35.96	38.464	36.645	31.385	28.461	35 / 39
COMED	14.622	9.0923	5.1218	0.9326	0.4848	1.5978	5.2359	14.42	23.492	25.302	26.764	28.722	31.288	32.508	32.986	33.065	31.955	29.816	26.156	24.409	25.578	25.85	24.139	20.973	21 / 27
DOM	27.668	24.723	22.93	21.529	23.018	25.432	28.895	30.725	32.193	33.941	37.447	39.533	40.302	42.248	43.813	44.449	44.616	42.851	40.369	35.551	37.84	35.985	30.976	27.821	34 / 38
NEW JERSEY HUB	28.23	25.29	23.34	21.83	23.30	26.08	29.26	31.77	33.41	34.83	38.40	40.50	40.61	42.77	44.53	44.99	44.64	43.13	40.78	35.74	38.32	36.52	31.21	28.74	35 / 39
DA Forecast	65.5	62.0	59.8	58.6	58.7	61.4	66.8	72.9	77.5	81.7	85.5	88.4	90.8	93.0	94.5	95.1	94.8	93.3	90.6	88.4	87.4	85.7	80.1	73.0	79 / 87



Preliminary Real-Time Prices with Forecasted and Actual System Load

	HE1	HE2	HE3	HE4	HE5	HE6	HE7	HE8	HE9	HE10	HE11	HE12	HE13	HE14	HE15	HE16	HE17	HE18	HE19	HE20	HE21	HE22	HE23	HE24	avg all/peak
WESTERN HUB	26.82	25.79	25.13	2.53	22.21	27.39	28.16	28.30	29.22	30.45	30.82	36.61	40.95	46.78	39.86	33.30	33.64	30.88	29.53	30.13	29.66	29.81	25.63	26.15	30 / 33
BGE	27.955	26.943	26.183	2.48	22.871	28.108	29.45	29.713	30.695	32.124	32.517	38.564	36.968	39.625	35.772	31.949	32.336	30.928	30.253	31.475	31.27	31.059	25.567	27.23	30 / 33
COMED	18.998	24.201	23.804	-11.03	-2.462	-18.27	22.115	25.219	22.495	22.415	23.592	24.546	34.313	12.559	31.163	23.499	29.507	28.654	28.341	27.999	27.682	28.85	25.743	24.932	21 / 26
DOM	27.354	26.486	25.775	2.3033	22.284	27.189	28.858	29.001	29.911	31.366	31.759	37.679	38.986	42.639	37.744	33.106	33.305	31.024	30.095	31.062	30.711	30.761	25.825	26.83	30 / 33
NEW JERSEY HUB	27.77	26.58	25.84	2.61	22.88	28.21	29.03	29.27	30.32	31.64	32.06	38.04	35.80	38.56	34.48	30.73	31.12	29.89	29.41	30.74	30.71	30.44	24.93	26.87	29 / 32
Percent Forecast	1.79	1.57	1.57	1.50	1.94	2.12	1.23	0.79	0.24	-0.62	-1.92	-3.27	-3.68	-4.94	-6.25	-7.53	-7.94	-7.56	-6.99	-6.86	-5.82	-4.14	-4.20	-3.88	
RTLoad	66.678	62.97	60.743	59.519	59.856	62.721	67.599	73.449	77.694	81.16	83.844	85.574	87.53	88.592	88.901	88.409	87.817	86.732	84.717	82.735	82.629	82.268	76.839	70.258	



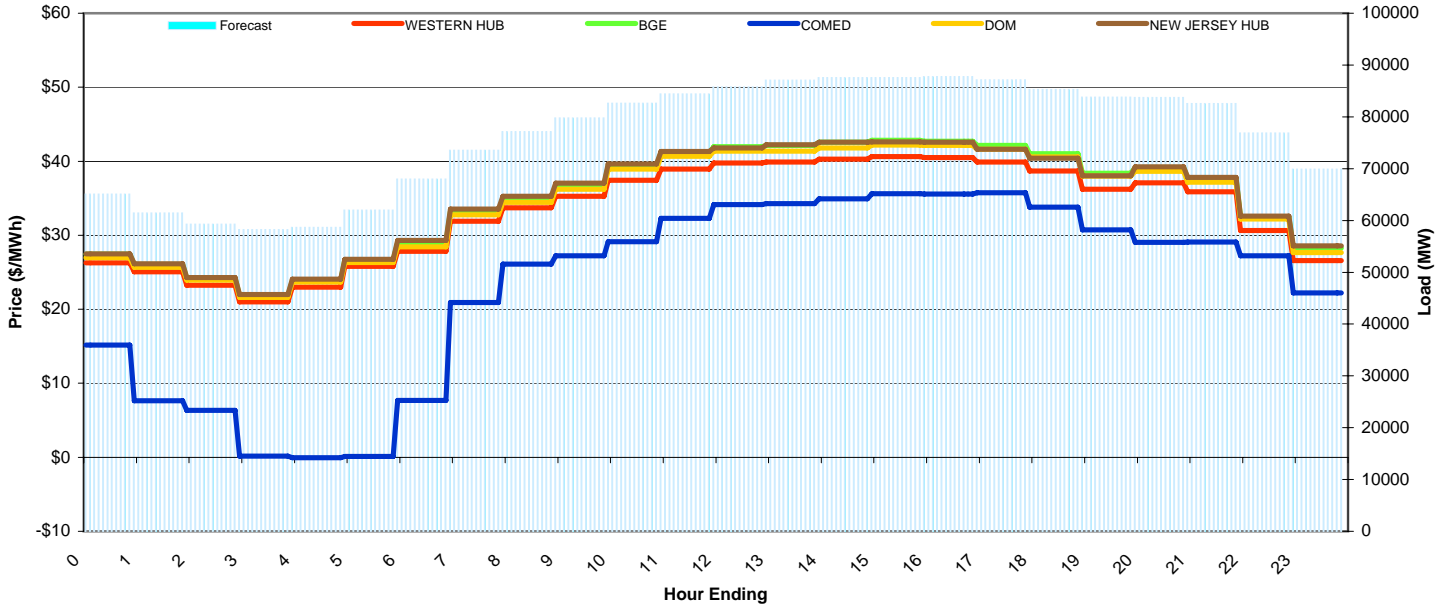
PJM Daily Report

Wednesday June 17, 2009

Price Color Codes: <=0 >=100 >=200

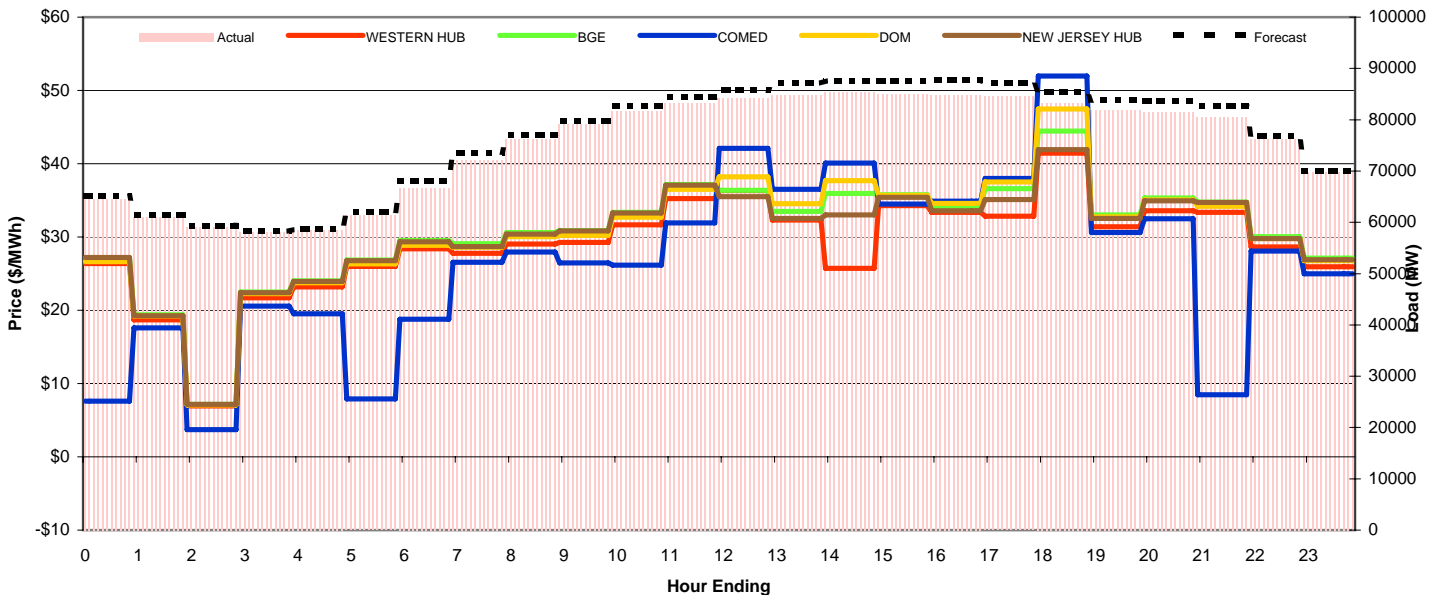
Day-Ahead Prices and Forecast Load

	HE1	HE2	HE3	HE4	HE5	HE6	HE7	HE8	HE9	HE10	HE11	HE12	HE13	HE14	HE15	HE16	HE17	HE18	HE19	HE20	HE21	HE22	HE23	HE24	avg all/peak
WESTERN HUB	26.25	25.05	23.26	20.99	23.00	25.80	27.84	31.88	33.73	35.27	37.44	38.93	39.77	39.91	40.30	40.62	40.49	39.91	38.69	36.22	37.08	35.88	30.65	26.59	33 / 37
BGE	27.439	26.052	24.212	21.869	23.87	26.702	28.982	33.236	34.85	36.794	39.385	41.133	41.976	42.137	42.566	42.824	42.721	42.126	41.009	38.38	39.17	37.702	32.469	28.243	35 / 39
COMED	15.157	7.6374	6.3234	0.1488	-0.051	0.1029	7.7022	20.905	26.122	27.218	29.117	32.273	34.161	34.278	34.923	35.618	35.578	35.725	33.818	30.729	29.044	29.107	27.224	22.198	23 / 31
DOM	26.956	25.674	23.939	21.626	23.694	26.321	28.435	32.74	34.465	36.224	38.932	40.654	41.373	41.357	41.778	42.198	42.127	41.607	40.58	37.987	38.66	37.19	32.2	27.674	34 / 39
NEW JERSEY HUB	27.50	26.16	24.27	22.00	24.07	26.75	29.31	33.53	35.28	37.02	39.65	41.34	41.80	42.21	42.59	42.61	42.55	41.63	40.43	38.05	39.23	37.80	32.60	28.58	35 / 39
DA Forecast	65.1	61.4	59.3	58.3	58.7	62.0	68.0	73.6	77.1	79.8	82.6	84.5	85.8	87.1	87.6	87.6	87.8	87.1	85.3	83.8	83.7	82.6	76.9	69.9	76 / 83



Preliminary Real-Time Prices with Forecasted and Actual System Load

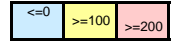
	HE1	HE2	HE3	HE4	HE5	HE6	HE7	HE8	HE9	HE10	HE11	HE12	HE13	HE14	HE15	HE16	HE17	HE18	HE19	HE20	HE21	HE22	HE23	HE24	avg all/peak
WESTERN HUB	26.37	18.67	6.96	21.71	23.21	25.99	28.37	27.76	29.04	29.26	31.66	35.24	36.35	32.33	25.74	34.30	33.34	32.83	41.46	31.39	33.57	33.38	28.67	25.94	29 / 32
BGE	27.177	19.376	7.1742	22.484	24.023	26.858	29.514	29.102	30.596	30.895	33.366	37.164	36.355	33.485	35.942	35.759	34.159	36.58	44.47	33.017	35.31	34.773	30.061	27.138	31 / 34
COMED	7.597	17.603	3.7198	20.586	19.51	7.8961	18.792	26.568	27.933	26.467	26.16	31.935	42.114	36.517	40.08	34.49	34.891	37.997	51.975	30.63	32.476	8.4521	28.077	24.996	27 / 32
DOM	26.628	19.193	7.0798	22.293	23.739	26.331	28.858	28.602	30.065	30.216	32.705	36.513	38.216	34.545	37.701	35.67	34.598	37.49	47.48	32.761	35.049	34.2	29.801	26.771	31 / 35
NEW JERSEY HUB	27.20	19.24	7.17	22.39	23.93	26.76	29.33	28.67	30.41	30.82	33.27	37.06	35.49	32.52	33.01	35.41	33.60	35.11	41.93	32.55	34.95	34.73	29.76	26.91	30 / 34
Percent Forecast	-0.82	-0.75	-0.44	-0.19	-0.21	-1.04	-1.93	-2.05	-1.20	-0.83	-1.13	-1.50	-1.91	-2.58	-2.49	-2.97	-3.46	-3.09	-2.45	-2.42	-2.72	-2.52	-0.95	-0.25	
RTLoad	64.55	60.983	59.059	58.143	58.547	61.347	66.722	72.118	76.204	79.169	81.704	83.205	84.19	84.891	85.458	85.045	84.816	84.535	83.271	81.846	81.522	80.558	76.183	69.76	



PJM Daily Report

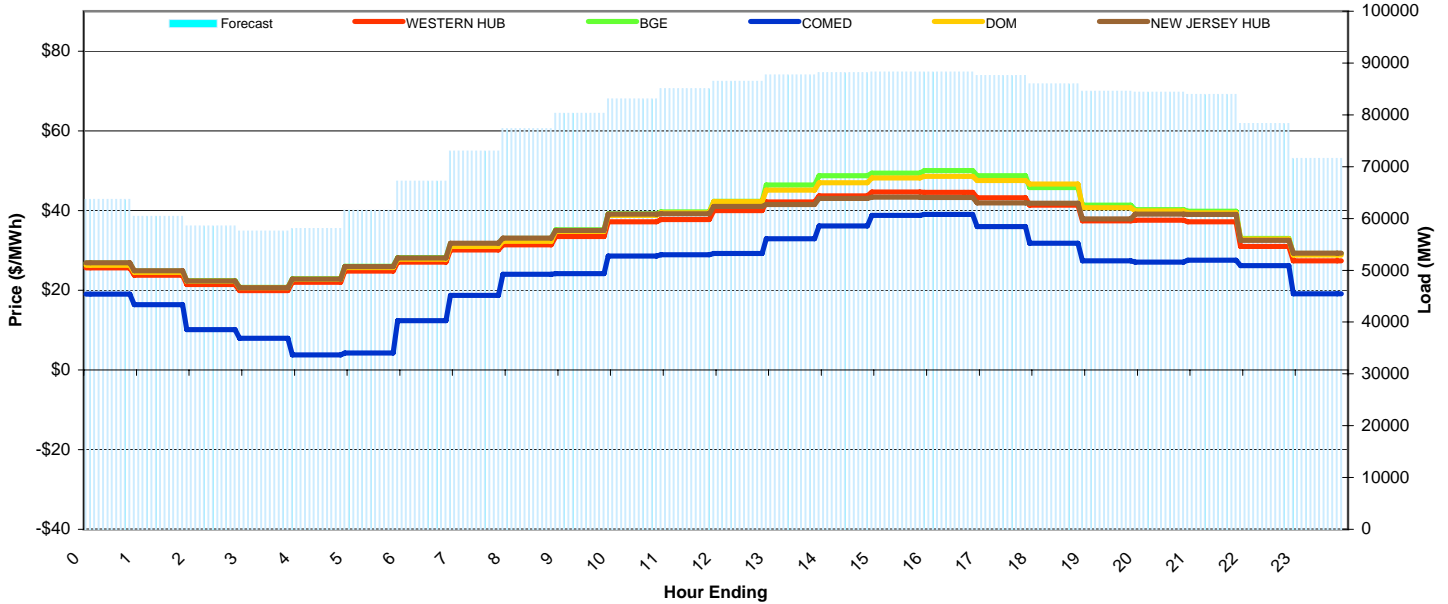
Thursday June 18, 2009

Price Color Codes:



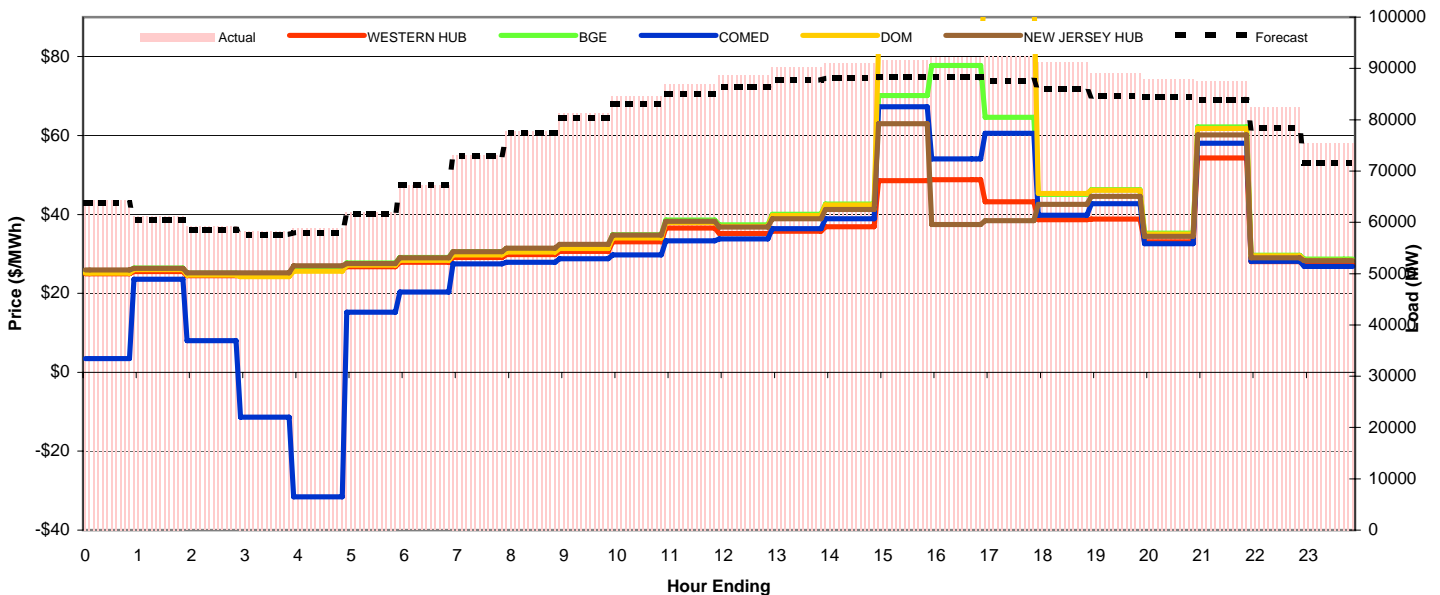
Day-Ahead Prices and Forecast Load

	HE1	HE2	HE3	HE4	HE5	HE6	HE7	HE8	HE9	HE10	HE11	HE12	HE13	HE14	HE15	HE16	HE17	HE18	HE19	HE20	HE21	HE22	HE23	HE24	avg all/peak
WESTERN HUB	25.59	23.74	21.41	19.91	21.95	24.76	27.03	30.11	31.41	33.51	37.17	37.70	40.00	42.12	43.69	44.66	44.57	43.18	41.38	37.44	37.54	37.18	30.99	27.36	34 / 38
BGE	26.77	24.787	22.387	20.731	22.889	26.015	28.177	31.685	32.989	35.124	39.182	39.669	42.318	46.39	48.718	49.37	50.03	48.72	45.783	41.302	40.244	39.789	33.022	29.228	36 / 42
COMED	19.03	16.405	10.099	7.9355	3.7844	4.2503	12.383	18.704	23.972	24.12	28.565	28.876	29.214	32.876	36.111	38.743	39.01	36	31.814	27.395	27.045	27.559	26.16	19.066	24 / 30
DOM	26.223	24.463	22.225	20.621	22.689	25.653	27.758	30.948	32.296	34.732	38.809	39.399	42.211	45.141	46.922	48.163	48.583	47.508	46.631	40.712	39.89	39.423	32.792	28.829	36 / 41
NEW JERSEY HUB	26.89	24.85	22.34	20.66	22.82	25.94	28.10	31.79	33.05	35.03	39.08	39.14	41.02	41.52	43.02	43.36	43.25	41.91	41.79	37.88	39.08	39.03	32.47	29.29	34 / 39
DA Forecast	63.7	60.4	58.6	57.6	58.0	61.6	67.2	73.0	77.4	80.3	83.1	85.1	86.4	87.7	88.1	88.3	88.3	87.6	86.0	84.6	84.4	83.9	78.3	71.6	77 / 84



Preliminary Real-Time Prices with Forecasted and Actual System Load

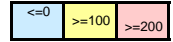
	HE1	HE2	HE3	HE4	HE5	HE6	HE7	HE8	HE9	HE10	HE11	HE12	HE13	HE14	HE15	HE16	HE17	HE18	HE19	HE20	HE21	HE22	HE23	HE24	avg all/peak
WESTERN HUB	24.99	25.50	24.45	24.46	26.25	26.77	27.89	29.13	29.82	30.66	33.05	36.56	35.17	35.71	36.90	48.58	48.82	43.17	38.63	38.86	33.10	54.34	28.04	27.31	34 / 38
BGE	25.749	26.438	25.135	24.933	26.581	27.728	29.099	30.59	31.332	32.248	34.814	38.564	37.371	40.037	42.624	70.139	77.722	64.579	45.056	46.282	35.22	62.17	29.656	28.717	39 / 45
COMED	3.4418	23.553	7.9732	-11.38	-31.54	15.236	20.344	27.496	27.876	28.757	29.721	33.35	33.795	36.392	38.873	67.281	54.039	60.541	39.829	42.742	32.571	58.012	28.129	26.834	29 / 40
DOM	25.12	26.049	24.632	24.241	25.634	27.161	28.33	29.755	30.48	31.362	34.026	37.917	36.963	39.739	42.399	83.457	81.378	97.377	45.351	46.087	35.032	61.779	29.522	28.4	41 / 48
NEW JERSEY HUB	25.89	26.33	25.20	25.17	27.02	27.56	29.02	30.54	31.48	32.42	34.74	38.24	36.81	38.93	41.25	63.00	37.44	38.46	42.54	44.59	34.48	60.17	29.04	28.25	35 / 40
Percent Forecast	1.08	1.38	1.06	1.45	1.44	0.77	-0.05	0.15	0.57	1.26	1.77	2.20	2.57	2.76	3.25	3.71	4.25	5.25	5.78	5.12	4.11	4.13	4.99	5.13	
RTLoad	64.383	61.282	59.2	58.41	58.896	62.028	67.176	73.127	77.796	81.317	84.599	86.988	88.731	90.222	91.106	91.677	92.206	92.414	91.26	89.151	88.013	87.552	82.444	75.462	



PJM Daily Report

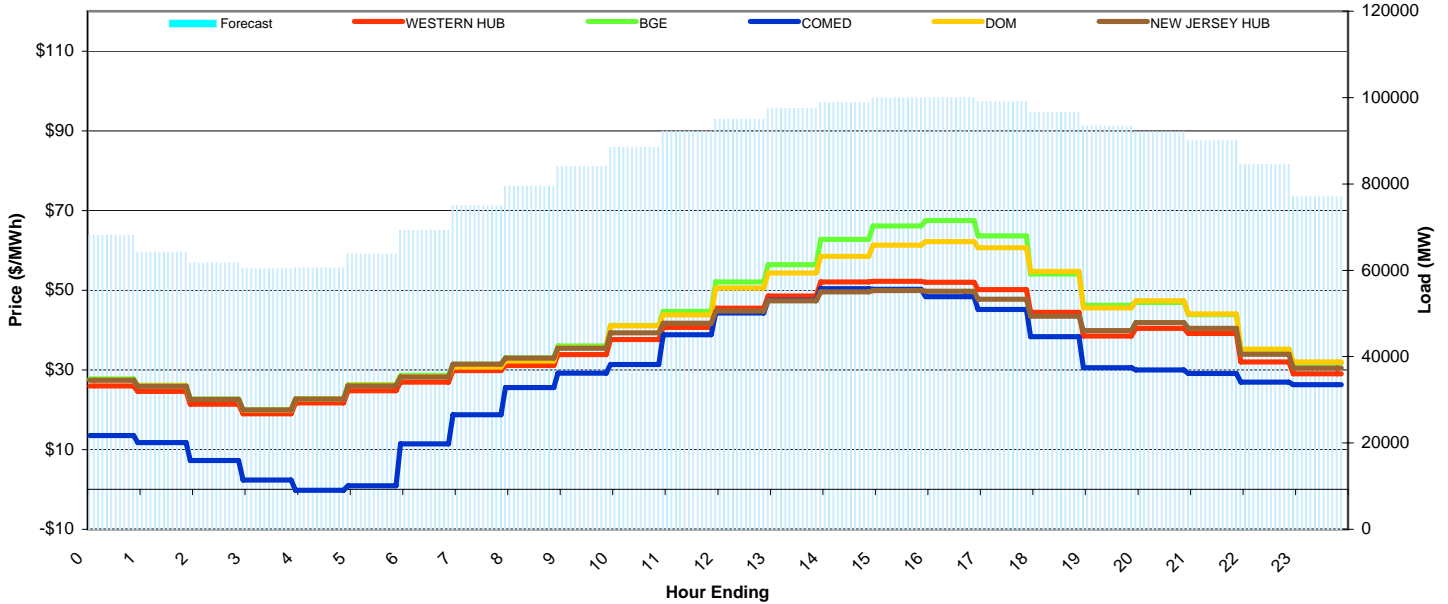
Friday June 19, 2009

Price Color Codes:



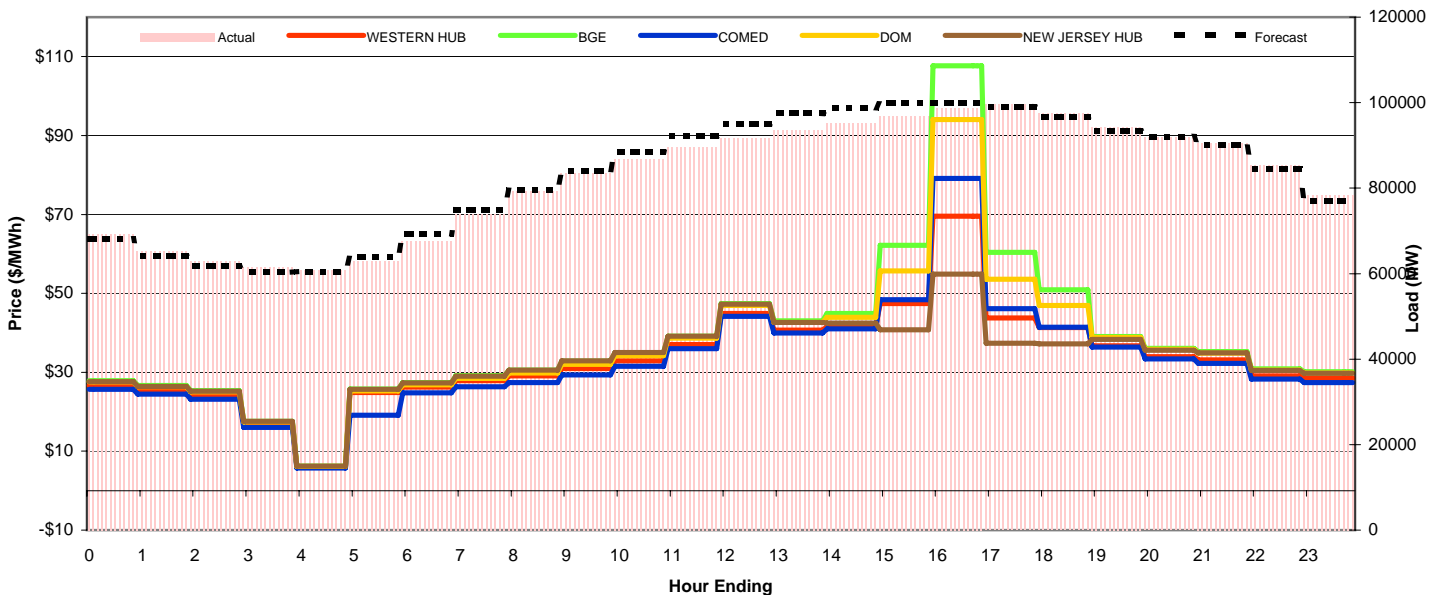
Day-Ahead Prices and Forecast Load

	HE1	HE2	HE3	HE4	HE5	HE6	HE7	HE8	HE9	HE10	HE11	HE12	HE13	HE14	HE15	HE16	HE17	HE18	HE19	HE20	HE21	HE22	HE23	HE24	avg all/peak
WESTERN HUB	25.97	24.60	21.38	19.00	21.73	24.80	26.96	29.86	31.13	33.83	37.62	40.66	45.45	48.54	52.06	52.27	52.00	50.18	44.48	38.51	40.42	39.13	32.03	29.06	36 / 42
BGE	27.73	26.118	22.694	20.05	22.784	26.333	28.61	31.449	33.008	36.031	41.112	44.673	52.1	56.44	62.75	66.161	67.497	63.599	54.11	46.18	46.943	43.86	35.125	31.793	41 / 49
COMED	13.543	11.731	7.2898	2.3365	-0.181	0.9583	11.451	18.777	25.538	29.199	31.371	38.8	44.241	47.468	50.399	50.19	48.387	45.174	38.336	30.545	29.986	29.108	26.903	26.328	27 / 37
DOM	27.44	26.013	22.608	19.881	22.685	26.113	28.268	30.671	32.209	35.515	41.087	43.798	50.556	54.283	58.51	61.336	62.169	60.669	54.73	45.591	47.349	44.044	35.219	31.955	40 / 47
NEW JERSEY HUB	27.45	25.90	22.57	19.94	22.70	25.94	28.26	31.46	32.94	35.46	39.28	41.73	44.80	47.36	49.59	49.87	49.73	47.70	43.48	39.87	41.83	40.39	33.96	30.50	36 / 42
DA Forecast	68.1	64.2	61.7	60.3	60.5	63.7	69.2	74.9	79.5	84.0	88.5	92.2	94.9	97.5	98.8	99.9	100.0	99.0	96.6	93.4	92.0	90.0	84.5	77.0	83 / 92



Preliminary Real-Time Prices with Forecasted and Actual System Load

	HE1	HE2	HE3	HE4	HE5	HE6	HE7	HE8	HE9	HE10	HE11	HE12	HE13	HE14	HE15	HE16	HE17	HE18	HE19	HE20	HE21	HE22	HE23	HE24	avg all/peak
WESTERN HUB	26.69	25.58	24.36	16.97	6.02	24.84	26.28	27.90	29.05	30.99	32.93	37.00	44.94	40.69	41.55	47.41	69.53	43.74	41.34	36.72	33.96	33.18	29.11	28.52	33 / 39
BGE	27.908	26.659	25.332	17.606	6.2411	25.766	27.375	29.172	30.582	32.782	34.914	39.169	47.449	43.029	44.876	62.181	107.63	60.374	50.923	39.058	36.085	35.248	30.861	30.139	38 / 45
COMED	25.683	24.45	23.203	16.013	6.7408	19.151	24.784	26.296	27.413	29.308	31.544	35.986	44.16	39.917	40.987	48.402	79.136	46.095	41.411	36.383	33.406	32.29	28.304	27.349	33 / 39
DOM	27.512	26.338	25.03	17.395	6.1478	25.295	26.827	28.436	29.827	32.002	34.211	38.64	46.941	42.593	43.933	55.696	94.024	53.567	46.906	38.83	35.797	34.807	30.562	29.788	36 / 43
NEW JERSEY HUB	27.67	26.40	25.20	17.58	6.23	25.72	27.29	29.03	30.54	32.87	34.97	39.18	47.28	42.62	42.44	40.78	54.91	37.35	37.21	38.33	35.60	34.90	30.43	29.74	33 / 38
Percent Forecast	1.73	1.79	1.90	1.80	0.52	-1.12	-2.44	-1.36	-0.30	-0.64	-1.83	-2.82	-3.40	-4.19	-3.85	-3.18	-1.30	0.54	0.90	1.04	-0.22	0.77	1.14	1.69	
RTLload	69.31	65.356	62.86	61.432	60.842	63.045	67.59	73.94	79.257	83.435	86.943	89.691	91.796	93.58	95.166	96.863	98.717	99.552	97.485	94.353	91.837	90.69	85.471	78.339	



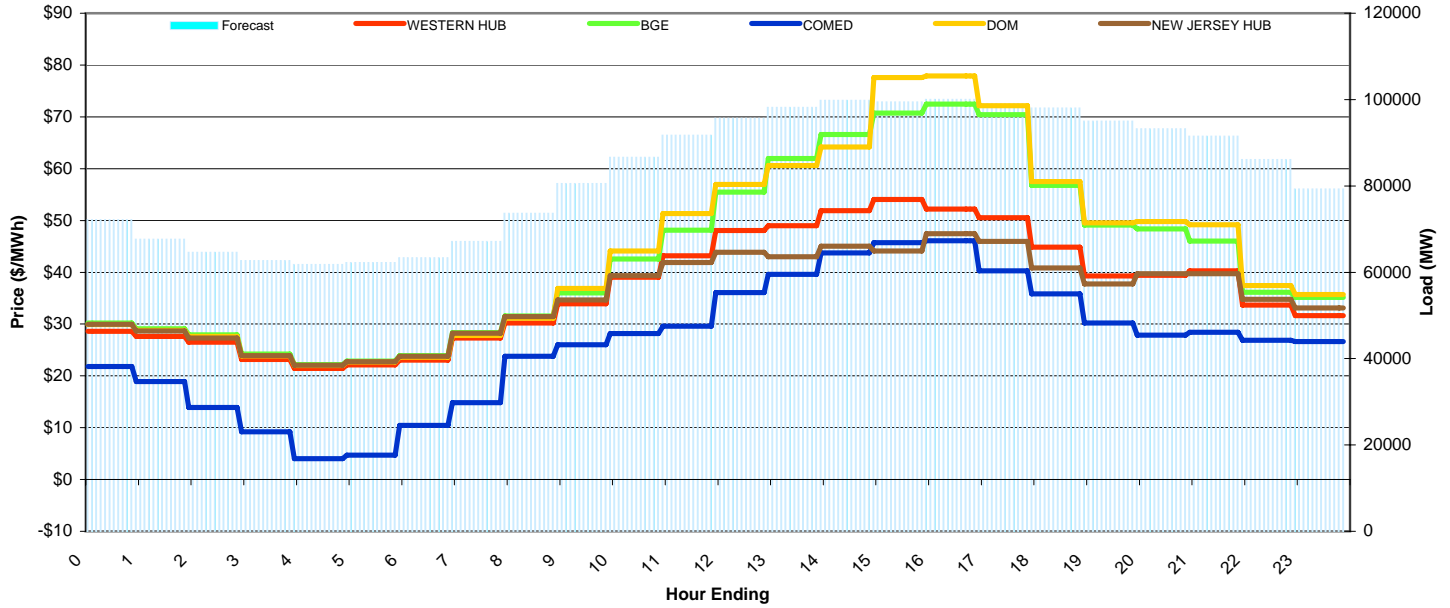
PJM Daily Report

Saturday June 20, 2009

Price Color Codes: ≤0 ≥100 ≥200

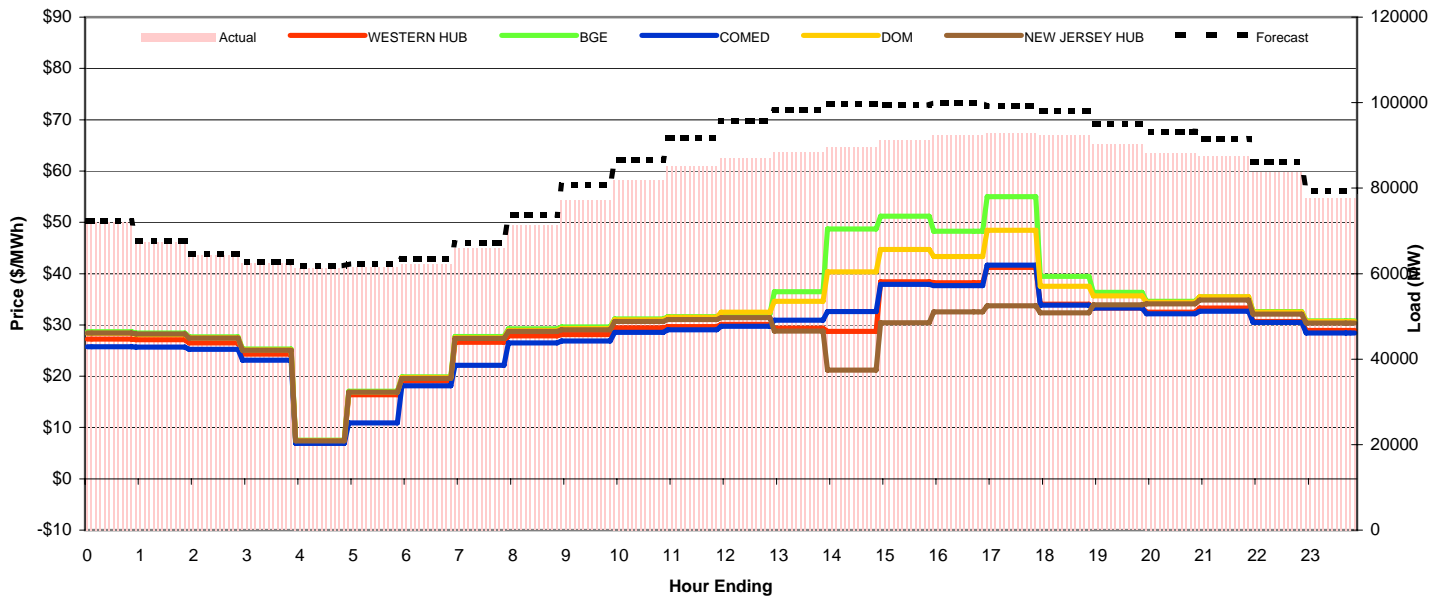
Day-Ahead Prices and Forecast Load

	HE1	HE2	HE3	HE4	HE5	HE6	HE7	HE8	HE9	HE10	HE11	HE12	HE13	HE14	HE15	HE16	HE17	HE18	HE19	HE20	HE21	HE22	HE23	HE24	avg all/peak
WESTERN HUB	28.61	27.64	26.48	23.17	21.42	22.10	23.03	27.28	30.19	33.91	39.03	43.20	48.04	49.00	51.91	54.05	52.20	50.56	44.86	39.28	39.43	40.29	33.67	31.65	37 / 42
BGE	30.192	29.083	27.918	24.224	22.168	22.878	23.89	28.383	31.569	35.986	42.557	48.145	55.482	61.933	66.576	70.71	72.48	70.41	56.779	49.113	48.34	46.02	36.118	35.122	43 / 51
COMED	21.817	18.899	13.933	9.2363	4.0445	4.6993	10.425	14.828	23.757	25.986	28.172	29.611	36.06	39.629	43.732	45.693	46.11	40.262	35.818	30.207	27.834	28.444	26.845	26.636	26 / 33
DOM	29.919	28.787	27.613	23.846	21.99	22.678	23.586	27.818	31.146	36.893	44.098	51.322	56.97	60.622	64.2	77.57	77.885	72.125	57.494	49.548	49.782	49.195	37.423	35.696	44 / 53
NEW JERSEY HUB	29.96	28.67	27.30	23.88	22.05	22.73	23.77	28.25	31.43	34.63	39.33	41.90	43.89	43.02	45.01	44.10	47.44	45.96	40.81	37.75	39.72	39.70	34.76	33.11	35 / 40
DA Forecast	72.2	67.6	64.7	62.7	61.8	62.3	63.4	67.2	73.7	80.6	86.7	91.8	95.7	98.2	99.8	99.5	100.0	99.1	98.1	95.0	93.2	91.5	86.1	79.3	83 / 91



Preliminary Real-Time Prices with Forecasted and Actual System Load

	HE1	HE2	HE3	HE4	HE5	HE6	HE7	HE8	HE9	HE10	HE11	HE12	HE13	HE14	HE15	HE16	HE17	HE18	HE19	HE20	HE21	HE22	HE23	HE24	avg all/peak
WESTERN HUB	27.26	27.14	26.52	24.28	7.20	16.42	19.10	26.64	27.86	28.13	29.40	29.66	30.10	29.33	28.73	38.43	38.22	41.23	34.03	33.28	32.47	33.27	30.67	28.95	29 / 32
BGE	28.707	28.421	27.693	25.302	7.5025	17.05	19.864	27.751	29.227	29.639	31.197	31.588	32.124	36.471	48.719	51.192	48.288	55.005	39.48	36.35	34.604	35.485	32.632	30.776	33 / 37
COMED	25.755	25.707	25.254	23.134	6.8863	10.907	18.145	22.157	26.521	26.859	28.524	29.034	29.744	30.916	32.622	37.936	37.677	41.626	33.863	33.267	32.188	32.69	30.496	28.452	28 / 32
DOM	28.344	28.096	27.465	25.111	7.4624	16.902	19.75	27.488	28.944	29.292	30.987	31.48	32.498	34.624	40.346	44.682	43.307	48.429	37.522	35.681	34.406	35.46	32.504	30.651	31 / 35
NEW JERSEY HUB	28.44	28.22	27.44	25.09	7.42	16.87	19.60	27.39	28.76	29.06	30.70	31.05	31.43	28.81	21.17	30.42	32.52	33.76	32.37	33.94	34.14	34.84	32.08	30.36	28 / 31
Percent Forecast	-0.27	-0.34	-0.35	-0.64	-0.83	-1.23	-1.76	-1.93	-3.39	-4.55	-5.73	-7.76	-9.95	-11.03	-11.37	-9.09	-8.15	-6.53	-6.18	-5.35	-5.64	-4.47	-2.84	-2.00	
RTLoad	72.013	67.405	64.433	62.345	61.32	61.53	62.288	65.914	71.26	77.088	81.965	85.164	87.027	88.476	89.633	91.168	92.512	93.001	92.363	90.223	88.251	87.609	83.767	77.747	



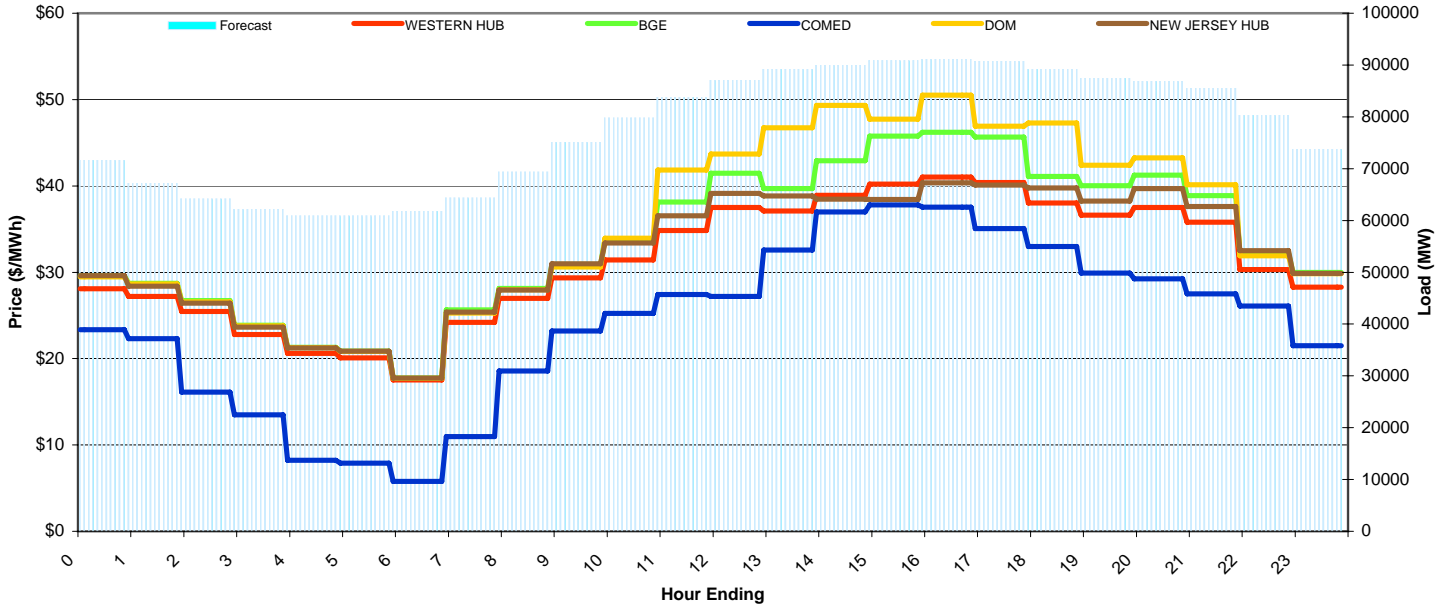
PJM Daily Report

Sunday June 21, 2009

Price Color Codes: <=0 >=100 >=200

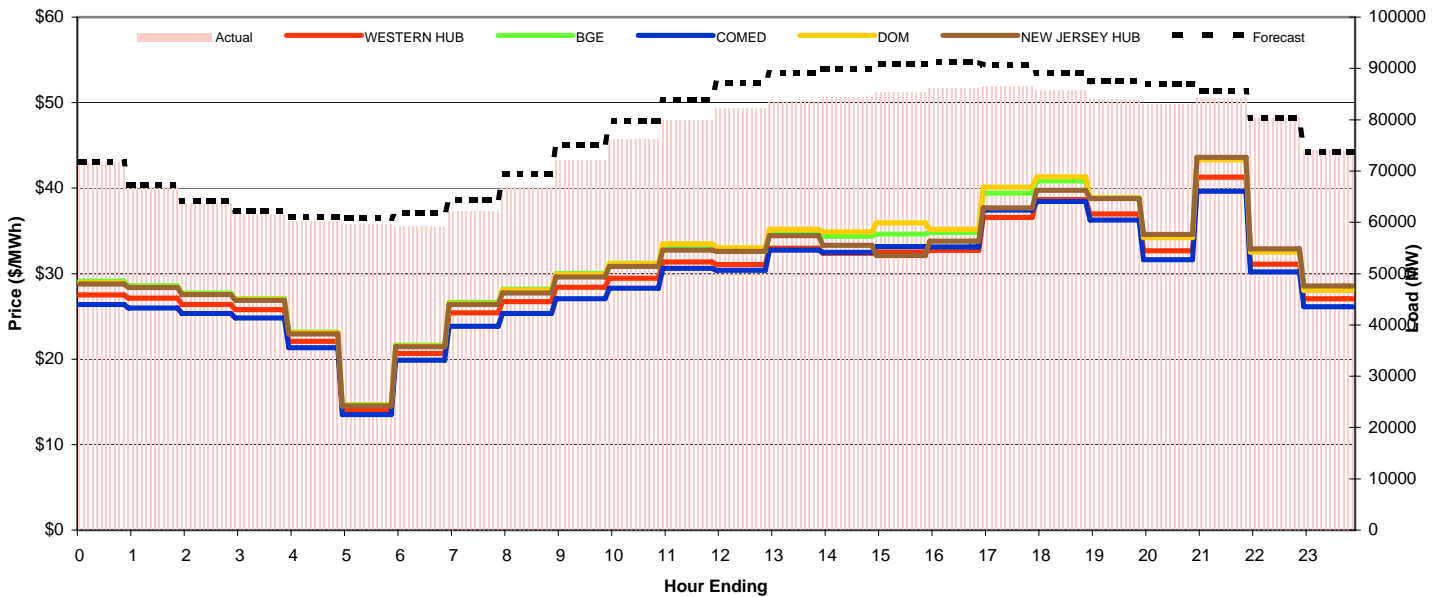
Day-Ahead Prices and Forecast Load

	HE1	HE2	HE3	HE4	HE5	HE6	HE7	HE8	HE9	HE10	HE11	HE12	HE13	HE14	HE15	HE16	HE17	HE18	HE19	HE20	HE21	HE22	HE23	HE24	avg all/peak
WESTERN HUB	28.08	27.20	25.45	22.80	20.60	20.08	17.53	24.19	26.97	29.34	31.43	34.84	37.51	37.10	38.92	40.20	41.04	40.41	38.01	36.62	37.50	35.80	30.32	28.29	31 / 35
BGE	29.604	28.709	26.722	23.854	21.314	20.874	17.751	25.645	28.141	30.901	33.796	38.118	41.487	39.682	42.926	45.781	46.231	45.654	41.081	40.037	41.254	38.876	32.249	29.963	34 / 38
COMED	23.352	22.31	16.103	13.498	8.2147	7.8765	5.7756	10.966	18.575	23.2	25.228	27.434	27.218	32.571	36.996	37.813	37.534	35.055	32.967	29.924	29.238	27.501	26.072	21.502	24 / 29
DOM	29.459	28.653	26.561	23.796	21.261	20.816	17.721	25.264	27.996	30.606	33.933	41.85	43.689	46.75	49.326	47.717	50.496	46.927	47.28	42.411	43.243	40.15	31.927	29.825	35 / 41
NEW JERSEY HUB	29.62	28.39	26.43	23.63	21.23	20.86	17.73	25.40	27.95	30.96	33.40	36.56	39.14	38.83	38.47	38.44	40.36	40.09	39.76	38.25	39.68	37.60	32.50	29.88	32 / 36
DA Forecast	71.7	67.2	64.2	62.2	60.9	60.9	61.8	64.4	69.4	75.1	79.8	83.8	87.1	89.2	90.0	90.9	91.2	90.7	89.2	87.5	86.9	85.5	80.3	73.8	78 / 84



Preliminary Real-Time Prices with Forecasted and Actual System Load

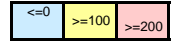
	HE1	HE2	HE3	HE4	HE5	HE6	HE7	HE8	HE9	HE10	HE11	HE12	HE13	HE14	HE15	HE16	HE17	HE18	HE19	HE20	HE21	HE22	HE23	HE24	avg all/peak
WESTERN HUB	27.50	27.15	26.38	25.80	22.10	13.99	20.66	25.41	26.73	28.39	29.44	31.36	31.05	32.99	32.38	32.52	32.72	36.57	38.66	36.97	32.69	41.27	31.09	27.07	30 / 33
BGE	29.113	28.61	27.73	27.067	23.18	14.672	21.62	26.642	28.191	30.012	31.198	33.298	32.981	34.971	34.371	34.619	34.801	39.397	40.837	38.849	34.39	43.559	32.659	28.323	31 / 34
COMED	26.393	25.986	25.325	24.819	21.326	13.526	19.871	23.851	25.346	27.057	28.312	30.613	30.382	32.735	32.498	33.168	33.122	37.418	38.448	36.281	31.641	39.624	30.192	26.129	29 / 32
DOM	28.93	28.423	27.569	26.981	23.104	14.616	21.51	26.445	28.069	29.897	31.186	33.492	33.011	35.172	34.879	35.916	35.175	40.132	41.324	38.906	34.205	43.312	32.511	28.036	31 / 35
NEW JERSEY HUB	28.79	28.38	27.55	26.87	22.96	14.53	21.45	26.37	27.74	29.60	30.83	32.77	32.58	34.42	33.30	32.12	33.78	37.69	39.77	38.77	34.57	43.62	32.91	28.57	31 / 34
Percent Forecast	0.01	-0.27	-0.73	-1.07	-1.33	-2.08	-4.29	-3.54	-3.77	-4.39	-4.65	-5.04	-5.87	-6.63	-6.66	-6.49	-5.87	-4.81	-3.96	-4.14	-4.66	-1.62	0.28	0.44	
RTLoad	71.672	67.045	63.694	61.511	60.133	59.63	59.235	62.174	66.859	71.96	76.26	79.82	82.244	83.617	84.353	85.322	86.135	86.55	85.771	83.993	83.059	84.144	80.552	74.106	



PJM Daily Report

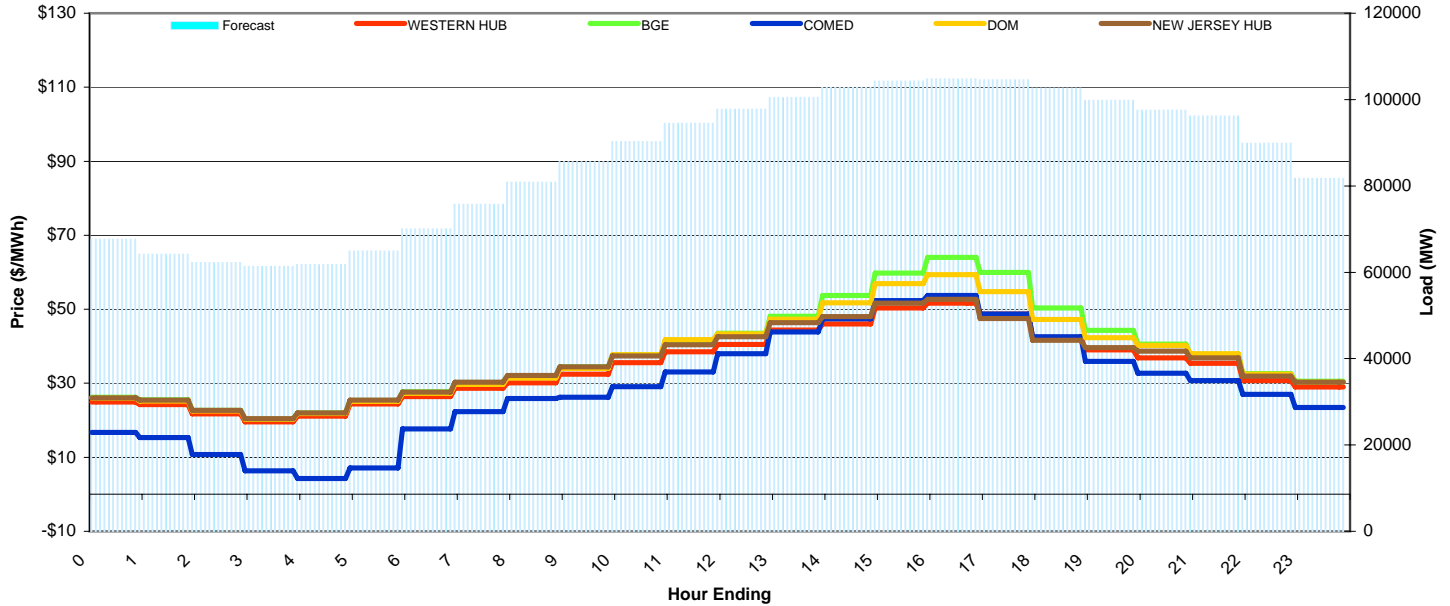
Monday June 22, 2009

Price Color Codes:



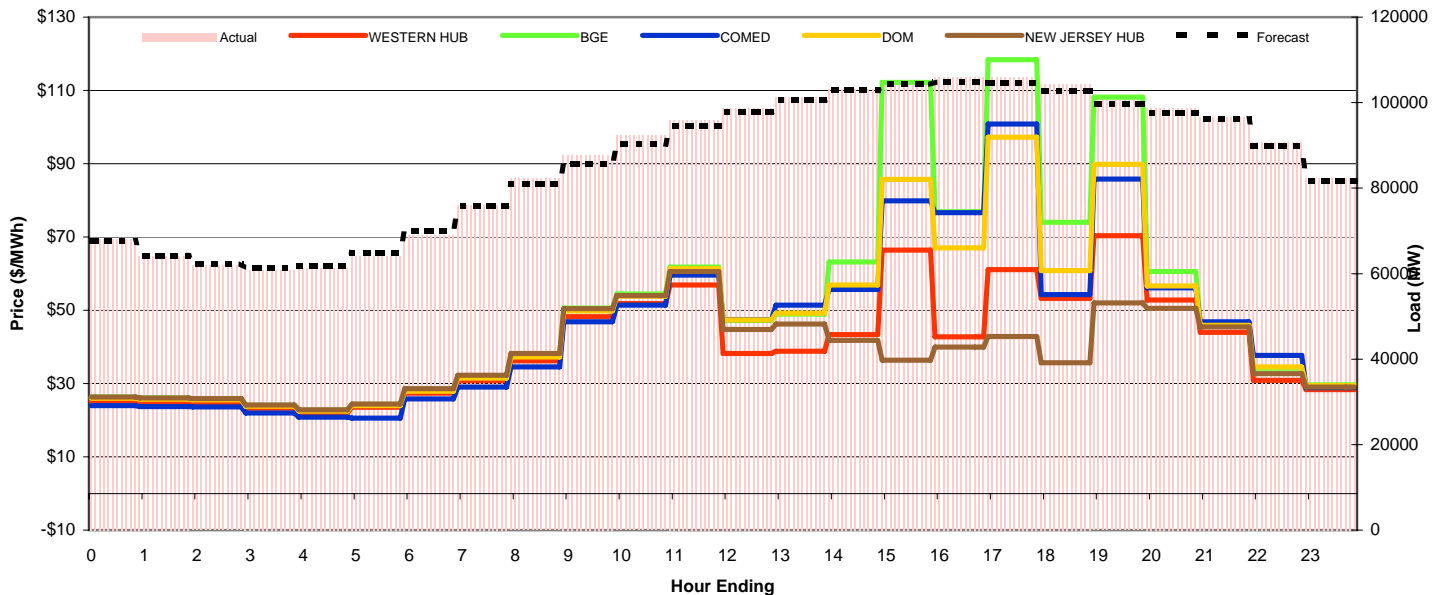
Day-Ahead Prices and Forecast Load

	HE1	HE2	HE3	HE4	HE5	HE6	HE7	HE8	HE9	HE10	HE11	HE12	HE13	HE14	HE15	HE16	HE17	HE18	HE19	HE20	HE21	HE22	HE23	HE24	avg all/peak
WESTERN HUB	24.97	24.26	21.76	19.53	21.10	24.38	26.37	28.69	30.16	32.50	35.57	38.52	40.48	44.42	46.00	50.33	51.69	48.68	42.45	39.06	36.85	35.43	30.75	29.00	34 / 39
BGE	26.237	25.509	22.648	20.39	21.978	25.342	27.697	30.232	31.967	34.422	37.68	41.255	43.491	48.083	53.708	59.757	63.98	59.988	50.35	44.32	40.587	37.821	32.61	30.513	38 / 44
COMED	16.763	15.332	10.719	6.3128	4.275	7.1501	17.637	22.303	25.888	26.27	29.043	33.08	38	43.852	47.451	52.317	53.739	48.742	42.576	35.953	32.76	30.724	27.029	23.447	29 / 37
DOM	26.014	25.231	22.483	20.283	21.834	25.144	27.256	29.719	31.454	34.023	37.751	41.816	43.367	47.343	51.708	56.905	59.329	54.729	47.263	42.32	40.219	38.032	32.499	30.333	37 / 43
NEW JERSEY HUB	26.04	25.42	22.66	20.44	22.01	25.41	27.60	30.29	32.12	34.41	37.41	40.44	42.53	46.38	48.00	51.66	52.73	47.54	41.66	39.64	38.64	36.89	31.95	30.27	36 / 41
DA Forecast	67.7	64.2	62.3	61.3	61.8	64.9	70.0	75.8	80.9	85.6	90.2	94.5	97.7	100.5	102.8	104.3	104.8	104.6	102.7	99.8	97.5	96.2	89.9	81.7	86 / 95



Preliminary Real-Time Prices with Forecasted and Actual System Load

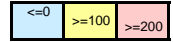
	HE1	HE2	HE3	HE4	HE5	HE6	HE7	HE8	HE9	HE10	HE11	HE12	HE13	HE14	HE15	HE16	HE17	HE18	HE19	HE20	HE21	HE22	HE23	HE24	avg all/peak
WESTERN HUB	25.24	25.04	24.89	23.24	22.00	23.54	27.39	30.77	36.18	48.23	51.86	56.93	38.17	38.83	43.38	66.40	42.79	61.12	53.21	70.39	52.81	43.99	30.91	28.31	40 / 48
BGE	26.304	26.036	25.838	24.096	22.787	24.337	28.457	32.133	37.906	50.585	54.467	61.816	47.166	48.921	63.145	112.14	76.892	118.4	73.997	108.15	60.55	46.45	34.197	29.632	51 / 64
COMED	24	23.708	23.601	22	20.826	20.547	25.797	29.035	34.527	46.898	51.401	59.63	47.443	51.383	55.719	79.889	76.664	100.84	54.278	85.793	56.121	46.857	37.667	28.856	46 / 57
DOM	25.991	25.725	25.524	23.806	22.471	23.956	27.923	31.461	37.238	49.842	53.807	61.359	47.388	49.183	56.924	85.746	67.031	97.273	60.807	89.786	56.623	45.901	34.584	29.505	47 / 58
NEW JERSEY HUB	26.36	26.07	25.87	24.14	22.83	24.42	28.57	32.31	38.18	50.47	54.02	60.55	44.75	46.27	41.80	36.38	39.96	42.80	35.71	51.98	50.49	45.48	32.69	29.07	38 / 44
Percent Forecast	0.77	-0.09	-0.54	-0.76	-0.98	-1.29	-1.39	0.52	1.70	2.34	2.19	1.44	0.99	0.82	0.41	0.60	1.03	1.34	1.51	1.61	1.24	0.51	0.97	0.69	
RTLoad	68.18	64.129	61.946	60.879	61.221	64.102	69.084	76.165	82.29	87.69	92.269	95.887	98.72	101.35	103.25	104.88	105.89	106	104.25	101.44	98.756	96.692	90.816	82.312	



PJM Daily Report

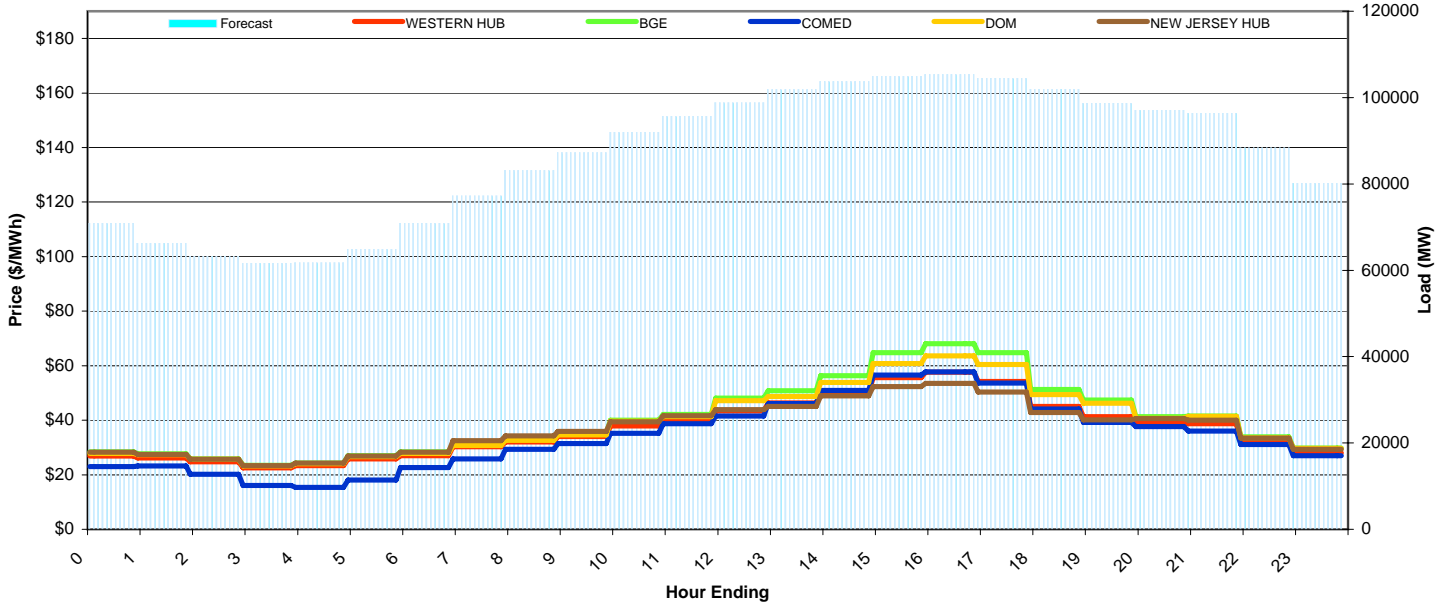
Tuesday June 23, 2009

Price Color Codes:



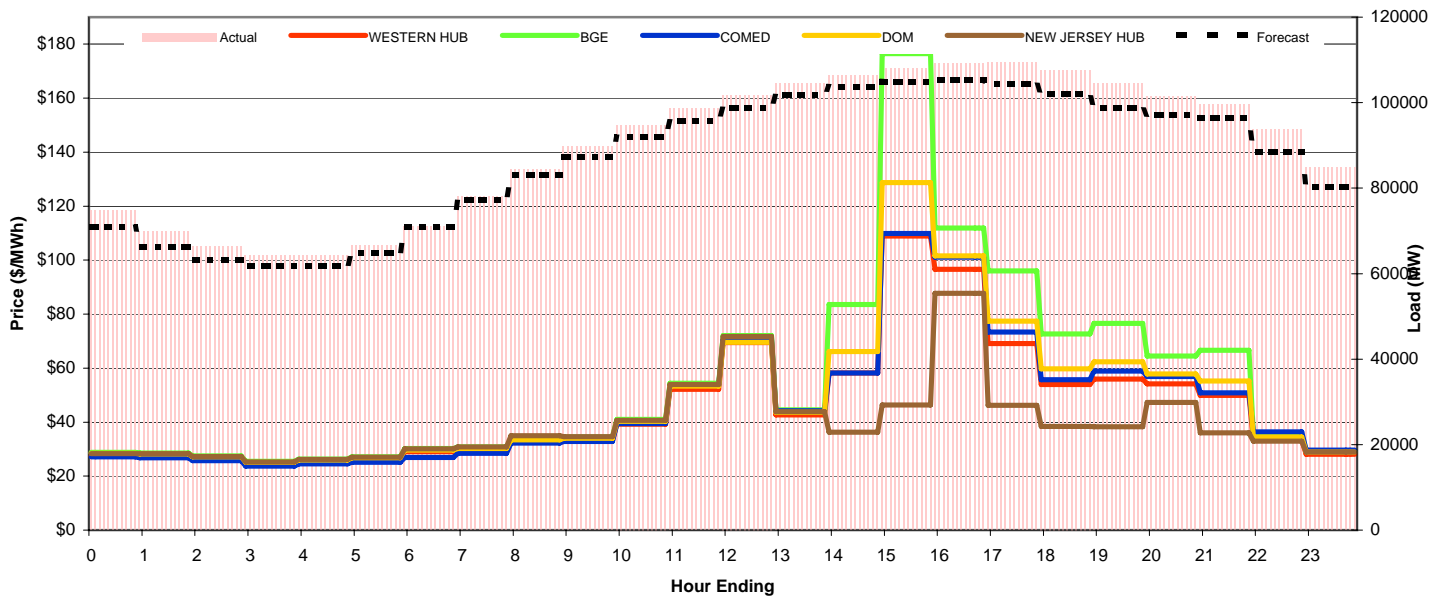
Day-Ahead Prices and Forecast Load

	HE1	HE2	HE3	HE4	HE5	HE6	HE7	HE8	HE9	HE10	HE11	HE12	HE13	HE14	HE15	HE16	HE17	HE18	HE19	HE20	HE21	HE22	HE23	HE24	avg all/peak
WESTERN HUB	26.92	26.20	24.81	22.55	23.38	25.79	27.00	30.29	32.05	34.01	37.85	39.83	43.37	46.32	50.00	55.67	57.64	54.20	45.10	41.34	38.95	38.73	32.29	28.03	37 / 42
BGE	28.36	27.644	25.876	23.45	24.325	26.996	28.346	31.674	33.56	35.327	40.074	42.116	48.162	50.781	56.348	64.81	68.06	64.832	51.226	47.39	41.27	41.495	33.974	29.863	40 / 47
COMED	23.017	23.231	20.19	16.03	15.34	18.071	22.659	25.862	29.333	31.402	35.216	38.738	41.54	46.152	50.903	56.535	57.77	53.583	44.08	39.166	37.718	35.985	31.05	27.001	34 / 41
DOM	27.838	27.35	25.68	23.246	24.032	26.583	27.798	30.711	32.662	34.605	39.676	41.324	47.22	48.681	53.913	60.767	63.576	60.465	49.44	46.183	40.746	41.445	33.593	29.725	39 / 45
NEW JERSEY HUB	28.27	27.42	25.68	23.40	24.34	26.91	28.24	32.46	34.30	35.90	39.46	41.71	43.92	45.02	48.93	52.31	53.49	50.37	42.80	40.18	40.56	40.00	33.46	29.34	37 / 42
DA Forecast	70.9	66.2	63.3	61.7	61.7	64.9	70.9	77.2	83.1	87.2	91.9	95.6	98.8	101.8	103.7	104.9	105.4	104.4	102.0	98.7	97.1	96.4	88.4	80.2	87 / 96



Preliminary Real-Time Prices with Forecasted and Actual System Load

	HE1	HE2	HE3	HE4	HE5	HE6	HE7	HE8	HE9	HE10	HE11	HE12	HE13	HE14	HE15	HE16	HE17	HE18	HE19	HE20	HE21	HE22	HE23	HE24	avg all/peak
WESTERN HUB	27.50	27.44	26.42	24.46	25.35	26.17	29.05	29.51	32.70	33.03	39.28	52.14	69.45	42.61	58.21	108.87	96.63	69.11	53.92	55.92	54.19	49.93	33.28	28.14	46 / 55
BGE	28.755	28.611	27.499	25.428	26.326	27.2	30.193	30.792	33.871	34.484	40.98	54.418	72.051	44.515	83.612	176.51	111.92	96.002	72.604	76.535	64.476	66.555	35.626	29.242	55 / 68
COMED	27.089	26.734	25.71	23.685	24.514	25.125	26.897	28.47	32.295	32.797	39.448	53.61	70.502	44.188	58.2	109.89	101.13	73.355	55.756	58.906	56.868	50.903	36.385	29.578	46 / 56
DOM	28.497	28.245	27.148	25.078	25.947	26.743	29.655	30.175	33.472	34.072	40.263	53.315	69.633	43.569	66.081	128.77	101.59	77.355	59.777	62.293	57.806	55.267	34.516	28.885	49 / 59
NEW JERSEY HUB	28.32	28.31	27.21	25.28	26.18	27.03	30.07	30.81	35.00	34.65	40.66	53.93	71.76	43.83	36.28	46.40	87.76	46.21	38.40	38.33	47.25	36.00	32.93	28.94	39 / 45
Percent Forecast	5.36	5.07	4.58	3.95	4.00	2.68	0.39	1.00	1.54	2.76	3.03	3.05	2.91	2.60	2.54	2.85	3.56	4.61	5.29	5.51	4.20	3.32	5.61	5.49	
RTLoad	74.868	69.779	66.327	64.233	64.304	66.657	71.143	77.985	84.37	89.72	94.772	98.658	101.78	104.53	106.38	107.98	109.24	109.47	107.66	104.49	101.36	99.668	93.63	84.82	



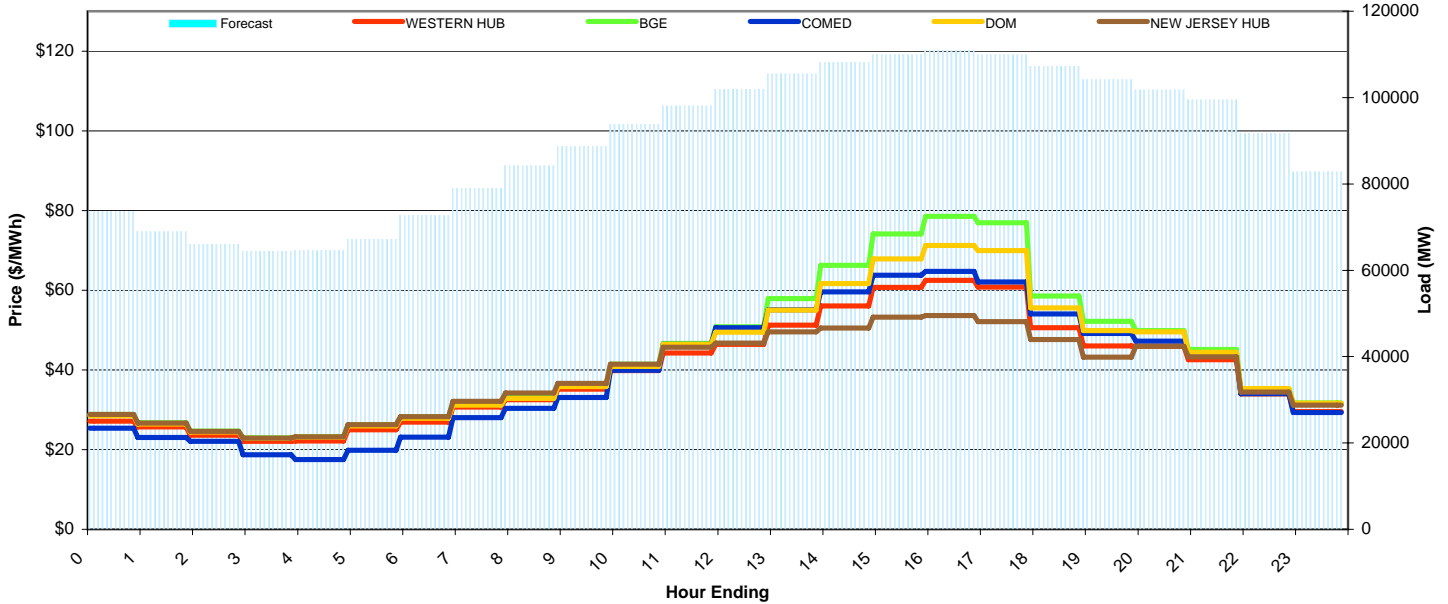
PJM Daily Report

Wednesday June 24, 2009

Price Color Codes: ≤0 ≥100 ≥200

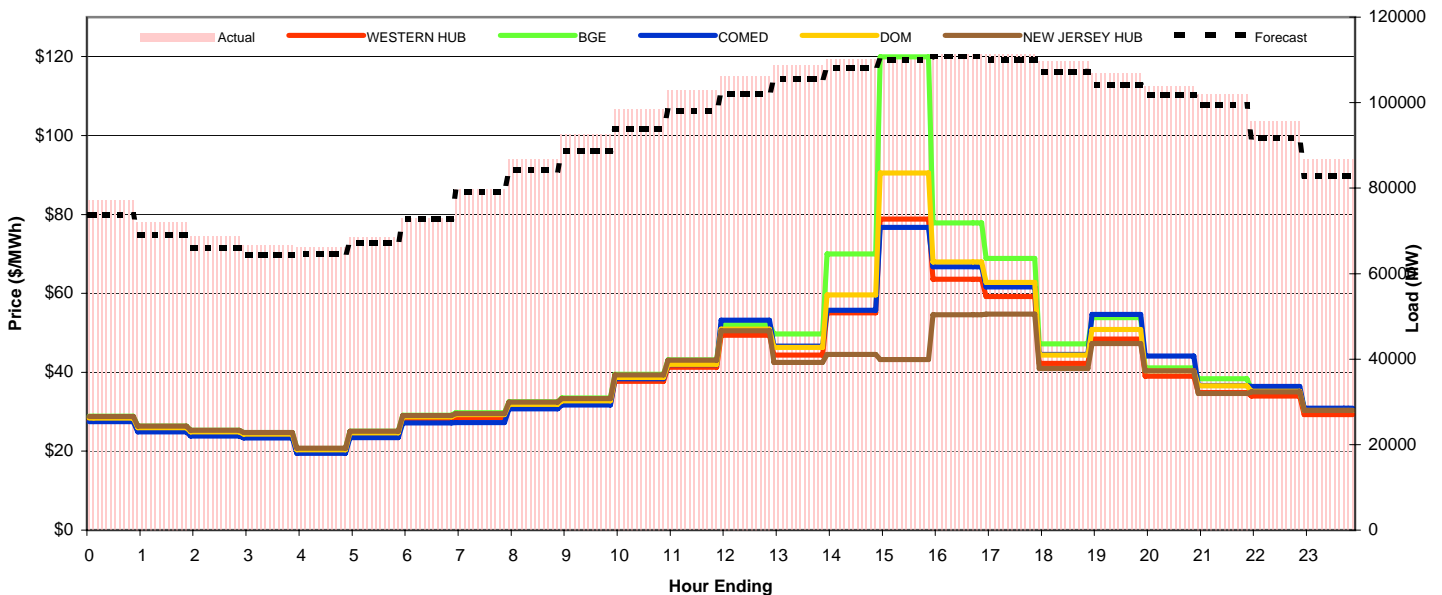
Day-Ahead Prices and Forecast Load

	HE1	HE2	HE3	HE4	HE5	HE6	HE7	HE8	HE9	HE10	HE11	HE12	HE13	HE14	HE15	HE16	HE17	HE18	HE19	HE20	HE21	HE22	HE23	HE24	avg all/peak
WESTERN HUB	27.15	25.72	23.64	22.08	22.15	24.96	26.90	30.64	32.51	35.14	39.85	44.22	46.41	51.25	56.07	60.72	62.46	60.75	50.59	46.03	45.94	42.57	33.96	29.54	39 / 46
BGE	28.848	26.705	24.636	22.966	23.263	26.243	28.25	31.831	33.63	36.512	41.418	46.654	50.814	57.86	66.26	74.138	78.53	76.944	58.538	52.153	49.889	45.146	35.273	31.719	44 / 52
COMED	25.35	23.071	22.055	18.742	17.486	19.813	23.117	27.989	30.322	33.053	39.895	46.437	50.599	55.093	59.576	63.795	64.759	62.062	54.011	49.157	47.224	43.66	34.062	29.308	39 / 48
DOM	28.51	26.382	24.401	22.813	23.108	25.899	27.864	31.168	32.862	35.791	40.907	46.426	49.443	55.001	61.662	67.839	71.223	69.938	55.544	49.872	49.537	44.44	35.332	31.648	42 / 50
NEW JERSEY HUB	28.86	26.70	24.61	22.88	23.22	26.23	28.24	32.09	34.18	36.61	41.42	45.66	46.75	49.56	50.49	53.23	53.68	52.10	47.59	43.20	45.90	43.24	34.45	31.18	38 / 44
DA Forecast	73.6	68.9	66.1	64.4	64.6	67.2	72.7	79.0	84.2	88.6	93.8	98.1	102.0	105.5	108.2	109.9	110.9	109.9	107.3	104.2	101.8	99.5	91.7	82.8	90 / 100



Preliminary Real-Time Prices with Forecasted and Actual System Load

	HE1	HE2	HE3	HE4	HE5	HE6	HE7	HE8	HE9	HE10	HE11	HE12	HE13	HE14	HE15	HE16	HE17	HE18	HE19	HE20	HE21	HE22	HE23	HE24	avg all/peak
WESTERN HUB	27.73	25.38	24.40	23.91	20.06	24.25	28.17	28.58	31.16	31.99	37.68	41.28	49.36	44.33	55.05	78.84	63.57	59.24	42.25	48.45	39.00	34.87	33.98	29.31	38 / 45
BGE	28.866	26.374	25.281	24.72	20.72	25.075	29.151	29.73	32.504	33.498	39.476	43.141	52.07	49.711	69.959	119.93	77.885	68.878	47.168	53.84	41.13	38.366	35.71	30.712	43 / 52
COMED	27.514	24.917	23.808	23.325	19.448	23.466	27.141	27.285	30.737	31.677	38.329	41.941	53.212	46.62	55.698	76.684	66.754	61.666	44.561	54.675	44.111	36.625	36.374	30.893	39 / 47
DOM	28.41	25.952	24.887	24.349	20.389	24.687	28.691	29.271	31.898	32.793	38.682	41.998	50.925	46.293	59.618	90.54	67.933	62.74	44.354	50.871	40.355	36.561	35.21	30.311	40 / 48
NEW JERSEY HUB	28.81	26.36	25.27	24.76	20.76	25.02	29.07	29.53	32.46	33.37	39.30	43.06	50.50	42.48	44.54	43.25	54.60	54.75	40.97	47.27	40.39	34.60	35.00	30.37	37 / 42
Percent Forecast	4.59	4.34	3.75	3.30	2.44	1.74	0.21	0.84	2.82	4.39	4.79	4.71	3.99	2.97	1.71	0.60	0.47	1.34	2.10	2.40	2.02	2.51	4.16	4.55	
RTLoad	77.178	72.071	68.652	66.575	66.171	68.405	72.859	79.7	86.655	92.706	98.518	102.95	106.26	108.7	110.03	110.59	111.41	111.41	109.58	106.72	103.86	102.01	95.655	86.709	



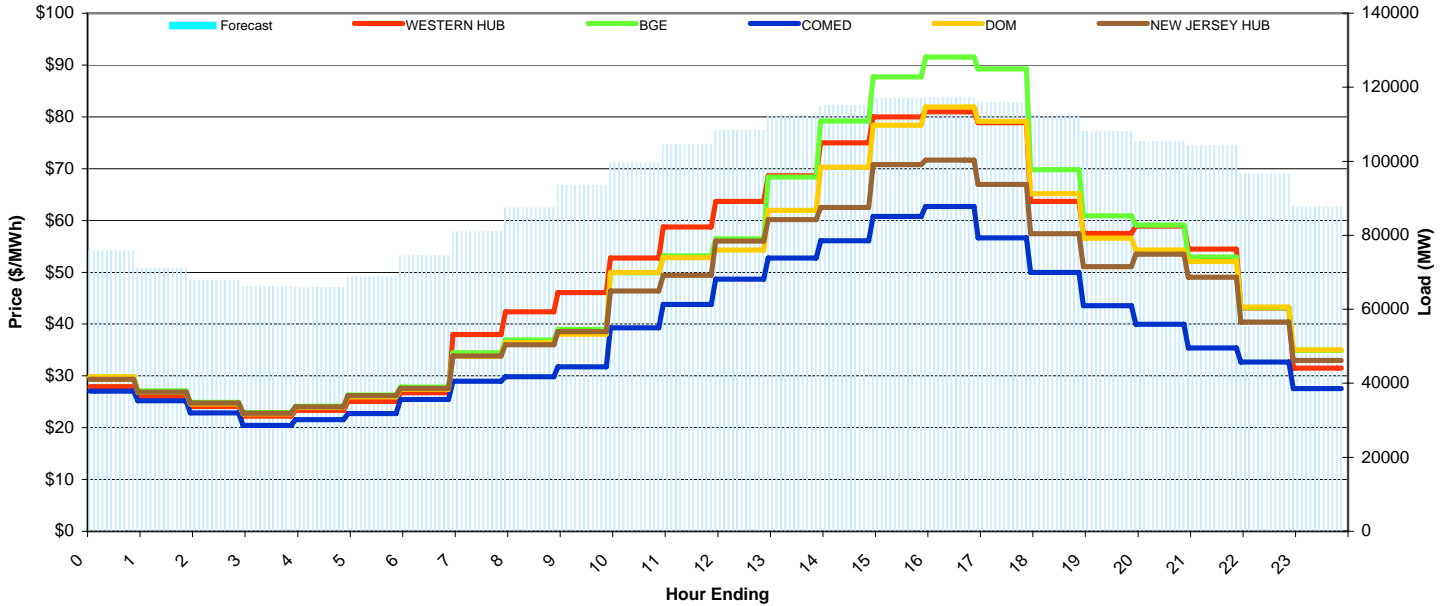
PJM Daily Report

Thursday June 25, 2009

Price Color Codes: ≤0 ≥100 ≥200

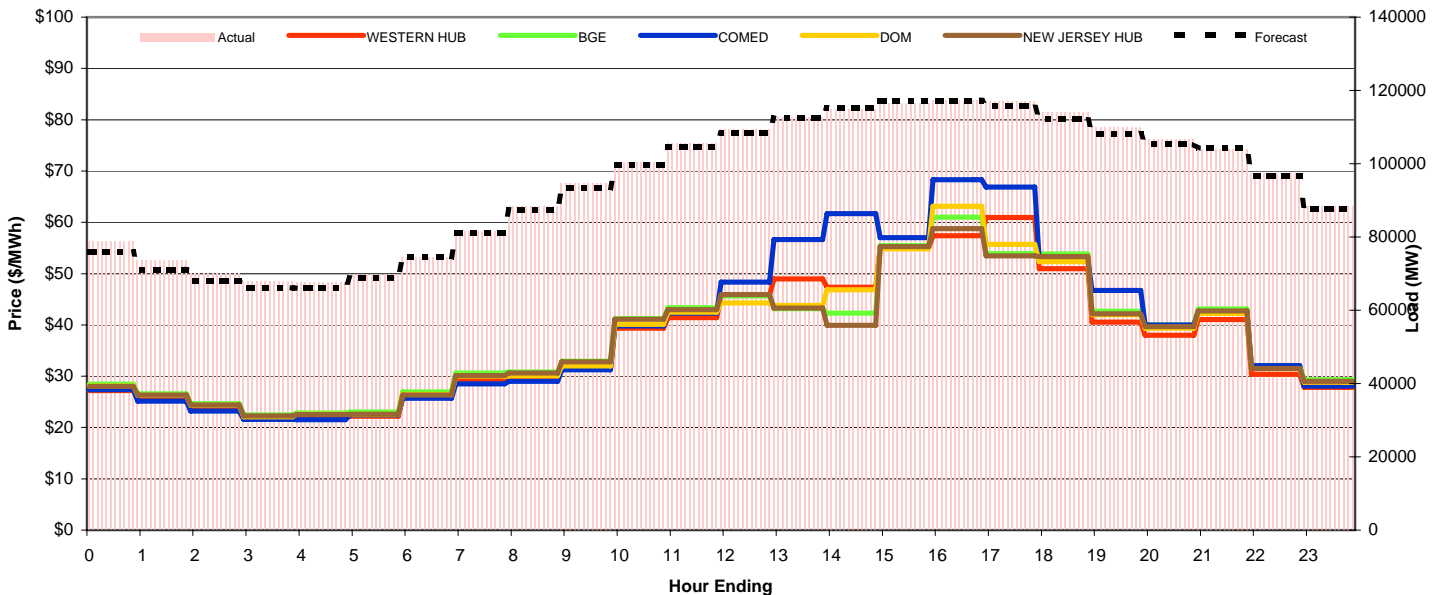
Day-Ahead Prices and Forecast Load

	HE1	HE2	HE3	HE4	HE5	HE6	HE7	HE8	HE9	HE10	HE11	HE12	HE13	HE14	HE15	HE16	HE17	HE18	HE19	HE20	HE21	HE22	HE23	HE24	avg all/peak
WESTERN HUB	27.89	25.95	24.09	22.24	23.35	25.08	26.74	38.00	42.37	46.09	52.76	58.74	63.70	68.64	74.98	80.00	81.00	78.86	63.68	57.52	58.91	54.47	43.11	31.48	49 / 60
BGE	29.842	27.1	24.898	22.931	24.166	26.288	27.875	34.475	36.949	38.999	49.905	53.159	56.484	68.39	79.18	87.68	91.53	89.28	69.767	60.878	59.14	52.929	43.187	34.91	50 / 61
COMED	27.03	25.214	22.881	20.442	21.542	22.702	25.45	28.948	29.813	31.77	39.264	43.787	48.648	52.767	56.061	60.776	62.662	56.662	50	43.516	39.957	35.389	32.66	27.559	38 / 45
DOM	29.838	26.821	24.559	22.695	23.891	25.917	27.43	33.81	36.427	38.018	49.945	52.83	54.275	61.951	70.297	78.401	81.919	79.1	65.178	56.568	54.271	52.045	43.323	35.031	47 / 57
NEW JERSEY HUB	29.31	26.86	24.78	22.76	24.05	26.20	27.61	33.85	36.00	38.55	46.37	49.38	56.02	60.18	62.48	70.80	71.65	66.96	57.47	51.10	53.51	49.04	40.38	32.97	44 / 53
DA Forecast	75.8	71.1	67.9	66.1	66.0	68.9	74.6	81.0	87.5	93.4	99.6	104.5	108.3	112.4	115.2	117.0	117.2	115.8	112.4	108.2	105.4	104.2	96.7	87.7	94 / 105



Preliminary Real-Time Prices with Forecasted and Actual System Load

	HE1	HE2	HE3	HE4	HE5	HE6	HE7	HE8	HE9	HE10	HE11	HE12	HE13	HE14	HE15	HE16	HE17	HE18	HE19	HE20	HE21	HE22	HE23	HE24	avg all/peak
WESTERN HUB	27.18	25.54	23.73	21.67	22.04	22.24	25.95	29.35	29.42	31.39	39.38	41.45	45.70	48.99	47.37	54.97	57.42	60.97	50.94	40.55	37.98	41.03	30.37	27.80	37 / 43
BGE	28.418	26.6	24.656	22.445	22.847	22.995	26.952	30.65	30.844	32.955	41.216	43.339	45.641	43.169	42.307	55.437	61.037	53.922	53.817	42.7	40.017	43.137	32.011	29.316	37 / 43
COMED	27.38	25.149	23.175	21.604	21.546	22.453	25.732	28.481	29.038	31.25	39.779	42.286	48.339	56.622	61.718	57	68.338	66.898	52.609	46.74	40	42.562	32.07	28.055	39 / 46
DOM	28.065	26.234	24.302	22.06	22.585	22.549	26.439	29.989	30.063	32.019	40.089	42.473	44.271	43.78	46.837	54.83	63.136	55.691	52.343	41.982	39.388	42.225	31.488	28.816	37 / 43
NEW JERSEY HUB	27.99	26.31	24.40	22.25	22.61	26.35	30.12	30.62	32.82	41.11	42.97	45.91	43.27	39.92	55.26	58.75	53.45	53.36	42.18	39.66	42.72	31.50	29.00	37 / 43	
Percent Forecast	3.88	3.41	3.09	2.69	2.48	1.26	-0.13	0.67	1.09	1.37	0.88	0.89	0.94	0.14	-0.18	-0.40	0.09	0.92	1.48	1.51	1.12	-0.20	0.70	0.88	
RTLoad	78.904	73.581	70.025	67.971	67.691	69.734	74.48	81.584	88.415	94.742	100.46	105.43	109.37	112.6	114.96	116.53	117.29	116.9	114.03	109.83	106.55	104.03	97.364	88.435	



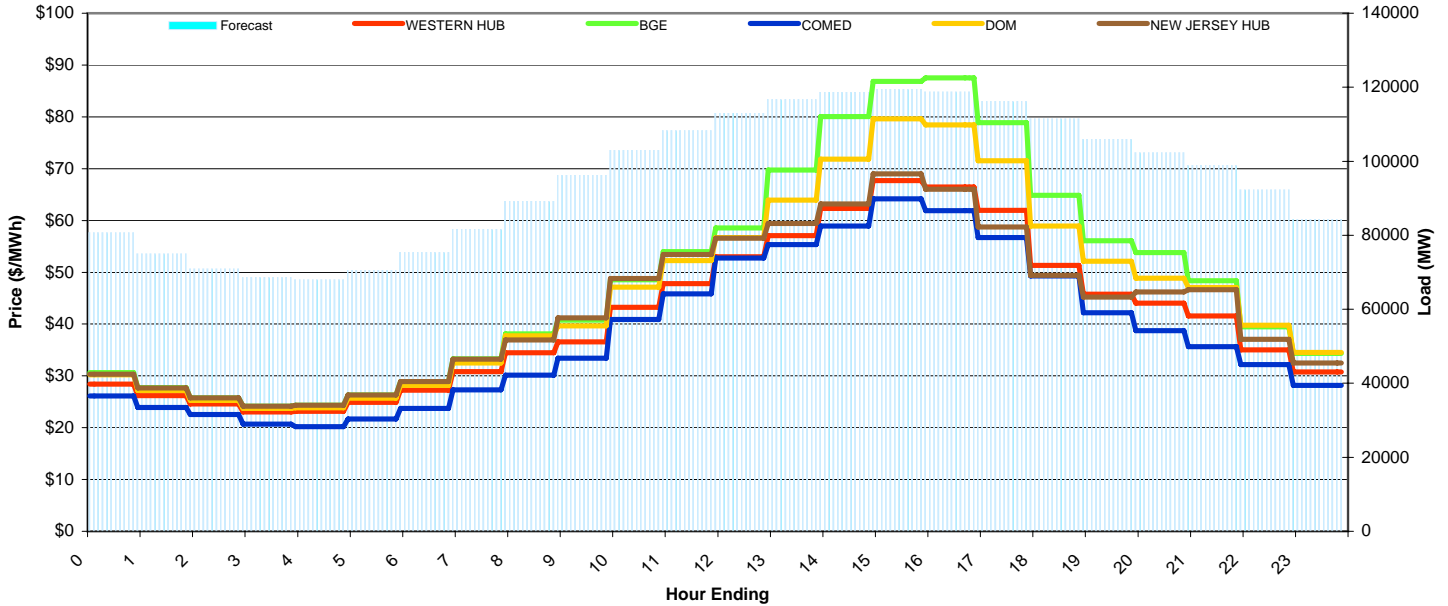
PJM Daily Report

Friday June 26, 2009

Price Color Codes: ≤0 ≥100 ≥200

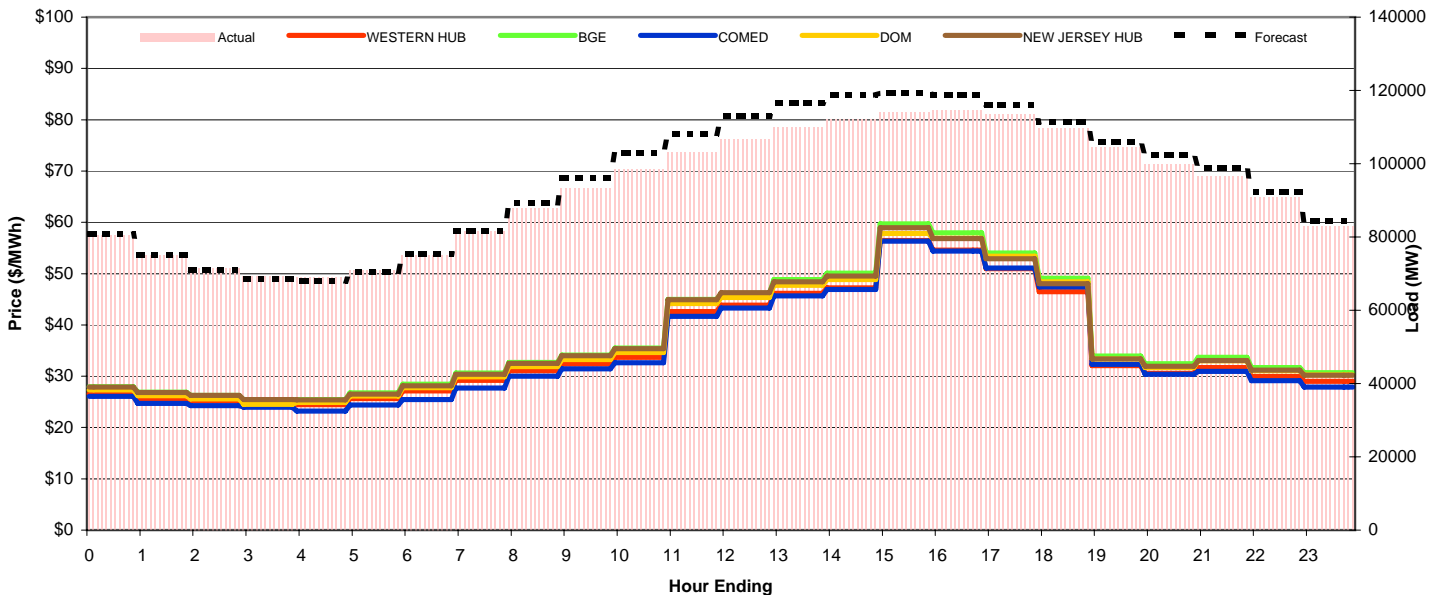
Day-Ahead Prices and Forecast Load

	HE1	HE2	HE3	HE4	HE5	HE6	HE7	HE8	HE9	HE10	HE11	HE12	HE13	HE14	HE15	HE16	HE17	HE18	HE19	HE20	HE21	HE22	HE23	HE24	avg all/peak
WESTERN HUB	28.39	26.20	24.55	23.04	23.18	24.92	27.22	30.79	34.46	36.54	43.22	47.81	53.00	57.10	62.33	67.69	66.45	61.92	51.34	45.79	44.06	41.60	35.01	30.78	41 / 49
BGE	30.619	27.712	25.753	24.144	24.318	26.295	28.917	33.277	38.128	40.754	48.576	53.997	58.543	69.725	80.02	86.824	87.55	78.863	64.832	56.11	53.805	48.389	39.489	34.356	48 / 59
COMED	26.142	23.918	22.566	20.678	20.223	21.65	23.723	27.271	30.14	33.398	40.881	45.842	52.766	55.353	58.953	64.172	61.893	56.696	49.31	42.191	38.721	35.655	32.205	28.191	38 / 45
DOM	30.21	27.19	25.236	23.698	23.866	25.706	28.142	32.495	37.749	39.675	47.104	52.232	56.726	63.921	71.836	79.594	78.463	71.527	58.94	52.149	48.85	47.078	39.778	34.509	46 / 55
NEW JERSEY HUB	30.33	27.66	25.74	24.18	24.33	26.28	28.90	33.25	36.95	41.17	48.79	53.45	56.56	59.43	63.21	69.02	66.05	58.76	49.43	45.22	46.20	46.61	37.04	32.46	43 / 51
DA Forecast	80.7	75.0	70.9	68.6	68.0	70.5	75.3	81.6	89.1	96.1	102.9	108.2	113.0	116.6	118.7	119.4	118.7	116.1	111.4	105.9	102.3	98.9	92.3	84.3	95 / 106



Preliminary Real-Time Prices with Forecasted and Actual System Load

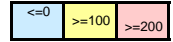
	HE1	HE2	HE3	HE4	HE5	HE6	HE7	HE8	HE9	HE10	HE11	HE12	HE13	HE14	HE15	HE16	HE17	HE18	HE19	HE20	HE21	HE22	HE23	HE24	avg all/peak
WESTERN HUB	26.57	25.66	25.20	24.45	24.46	25.66	27.15	29.17	31.07	32.38	33.67	42.64	43.83	46.17	47.21	56.45	54.61	50.94	46.50	32.09	30.57	31.71	29.92	29.03	35 / 40
BGE	27.969	26.889	26.266	25.355	25.458	26.775	28.456	30.622	32.695	34.121	35.525	44.975	46.182	48.833	50.12	59.685	57.955	54.017	49.08	33.921	32.409	33.666	31.697	30.694	37 / 42
COMED	26.097	24.729	24.285	23.941	23.237	24.381	25.478	27.696	30.037	31.457	32.614	41.665	43.263	45.639	46.93	56.311	54.398	51.123	47.39	32.312	30.351	30.94	29.104	27.88	35 / 39
DOM	27.302	26.229	25.562	24.536	24.882	26.142	27.785	29.86	31.895	33.25	34.653	44.137	45.377	47.746	48.867	57.817	56.92	53.423	48.416	33.38	31.694	33.015	31.085	30.26	36 / 41
NEW JERSEY HUB	27.88	26.84	26.24	25.44	25.39	26.52	28.12	30.35	32.48	34.02	35.39	44.89	46.26	48.42	49.51	58.95	56.83	52.91	48.02	33.40	31.93	33.06	31.18	30.20	37 / 42
Percent Forecast	-0.44	-0.02	0.88	1.00	1.40	0.61	-0.28	-0.14	-1.67	-3.16	-4.64	-5.02	-5.94	-6.14	-5.90	-4.87	-3.60	-2.41	-1.56	-1.43	-2.53	-2.31	-1.72	-1.73	
RTLoad	80.333	74.972	71.555	69.309	68.947	70.913	75.089	81.447	87.675	93.174	98.375	103.07	106.67	109.87	112.07	113.85	114.63	113.39	109.73	104.44	99.758	96.633	90.704	82.86	



PJM Daily Report

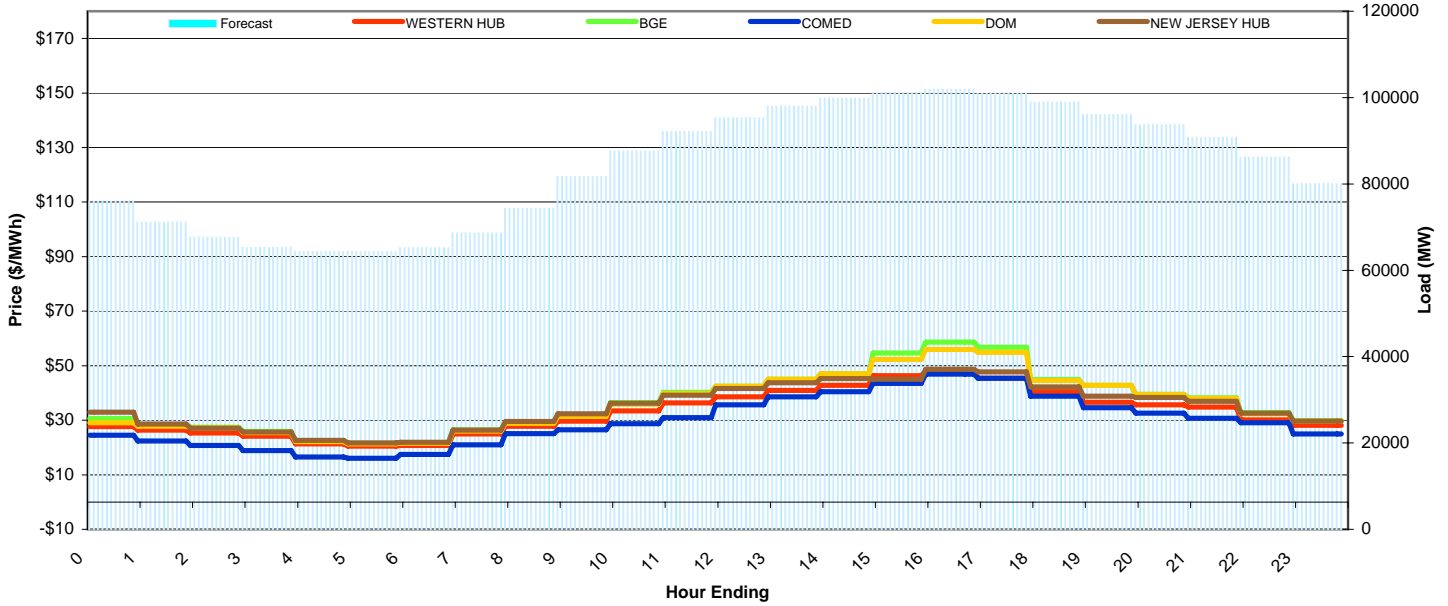
Saturday June 27, 2009

Price Color Codes:



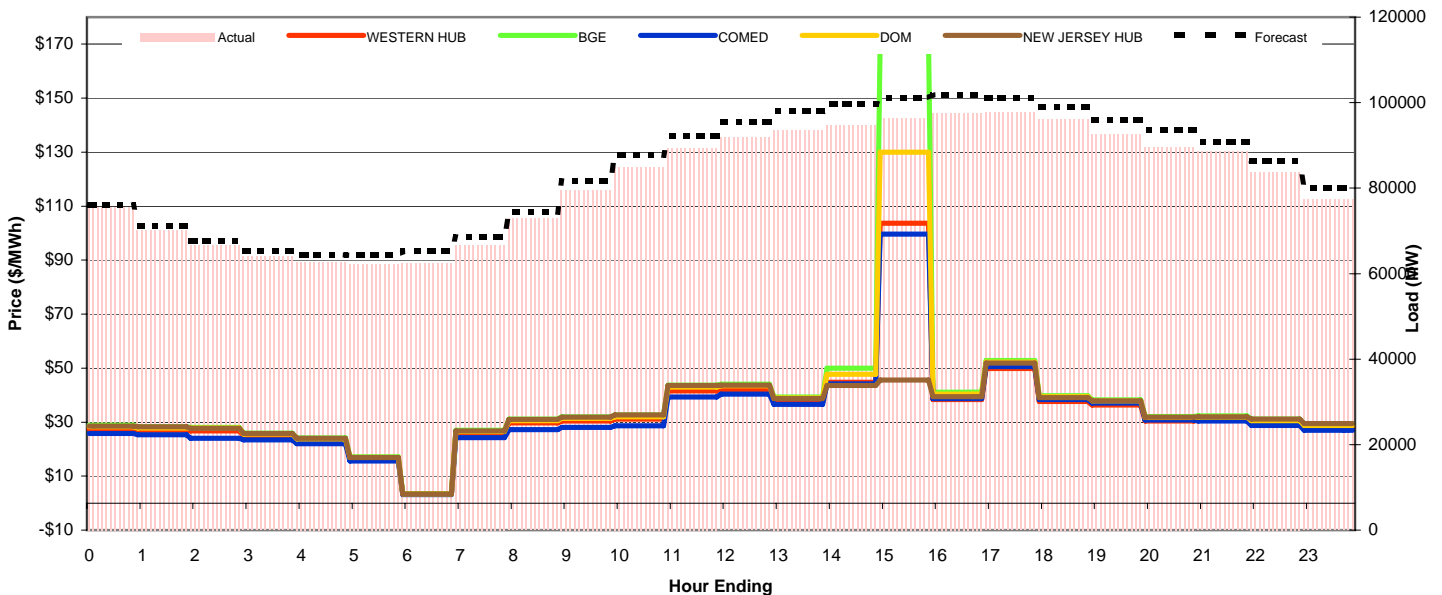
Day-Ahead Prices and Forecast Load

	HE1	HE2	HE3	HE4	HE5	HE6	HE7	HE8	HE9	HE10	HE11	HE12	HE13	HE14	HE15	HE16	HE17	HE18	HE19	HE20	HE21	HE22	HE23	HE24	avg all/peak
WESTERN HUB	27.69	26.41	25.36	24.10	21.33	20.50	20.79	24.99	27.80	29.67	33.41	36.40	38.61	40.91	42.81	46.32	47.94	45.40	40.50	36.57	35.70	34.78	30.14	28.20	33 / 37
BGE	30.614	28.373	27.45	25.857	22.41	21.567	21.822	26.494	29.389	32.19	36.461	40.175	42.422	45.052	47.089	54.673	58.658	56.784	44.866	42.793	39.57	38.213	32.787	29.958	36 / 42
COMED	24.531	22.44	20.736	18.897	16.502	16.047	17.447	20.943	25.101	26.483	28.673	30.908	35.706	38.606	40.427	43.572	46.886	45.429	38.774	34.54	32.638	30.682	29.099	25.016	30 / 34
DOM	29.081	27.844	27.159	25.426	22.115	21.337	21.546	25.97	28.797	31.473	35.854	39.765	42.434	45.095	47.07	52.294	55.989	54.91	44.614	42.754	39.384	38.049	32.408	29.614	36 / 41
NEW JERSEY HUB	32.99	28.61	27.08	25.70	22.68	21.69	21.90	26.43	29.59	32.41	36.20	39.20	41.59	43.71	45.33	45.08	48.64	47.76	42.20	38.87	38.36	36.99	32.63	29.70	35 / 39
DA Forecast	76.0	71.2	67.7	65.3	64.3	64.3	65.2	68.6	74.4	81.7	87.6	92.1	95.4	98.0	99.8	101.1	101.9	101.0	98.9	96.1	93.7	90.8	86.2	80.1	84 / 92



Preliminary Real-Time Prices with Forecasted and Actual System Load

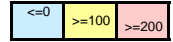
	HE1	HE2	HE3	HE4	HE5	HE6	HE7	HE8	HE9	HE10	HE11	HE12	HE13	HE14	HE15	HE16	HE17	HE18	HE19	HE20	HE21	HE23	HE24	avg all/peak	
WESTERN HUB	27.40	27.02	26.74	24.94	23.24	16.46	3.34	25.91	29.74	30.47	31.07	41.55	41.80	37.25	44.74	103.73	38.40	49.91	37.69	36.30	30.42	30.63	29.73	28.15	34 / 40
BGE	28.874	28.29	28.003	25.912	24.158	17.123	3.4792	26.966	31.104	31.961	32.698	43.752	44.057	39.258	49.985	172.08	41.073	52.789	39.802	38.197	32.031	32.263	31.143	29.426	39 / 46
COMED	25.85	25.28	24.04	23.401	21.947	15.594	3.1675	24.231	27.232	28.007	28.691	39.324	40.384	36.534	44.199	99.667	38.662	50.534	38.327	37.051	30.745	30.425	28.772	27.025	33 / 39
DOM	28.317	27.766	27.767	25.515	23.834	16.949	3.4338	26.502	30.492	31.32	31.931	42.957	43.421	38.893	47.776	130.01	40.386	52.28	39.475	37.828	31.68	31.898	30.507	28.802	36 / 43
NEW JERSEY HUB	28.58	28.26	27.70	25.82	24.03	16.92	3.45	26.73	30.97	31.87	32.63	43.55	43.71	38.77	43.53	45.63	39.38	51.86	39.09	37.92	31.83	31.93	31.15	29.46	33 / 38
Percent Forecast	-0.46	-1.25	-1.60	-2.09	-2.71	-3.34	-4.50	-2.78	-2.03	-2.68	-3.11	-3.18	-3.80	-4.73	-5.25	-5.02	-4.35	-3.40	-2.92	-3.53	-4.55	-2.53	-2.81	-3.53	
RTLload	75.664	70.291	66.605	63.993	62.645	62.249	62.403	66.743	72.89	79.574	85.002	89.304	91.864	93.579	94.845	96.315	97.639	97.695	96.113	92.785	89.584	88.583	83.867	77.345	



PJM Daily Report

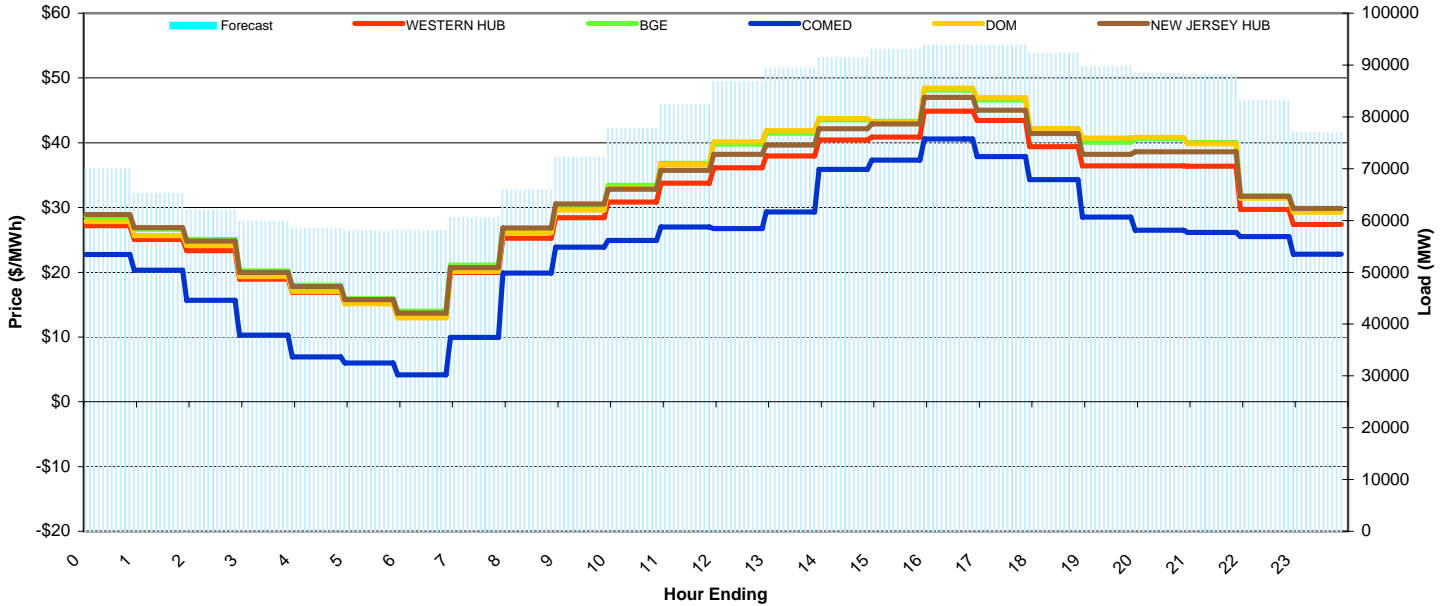
Sunday June 28, 2009

Price Color Codes:



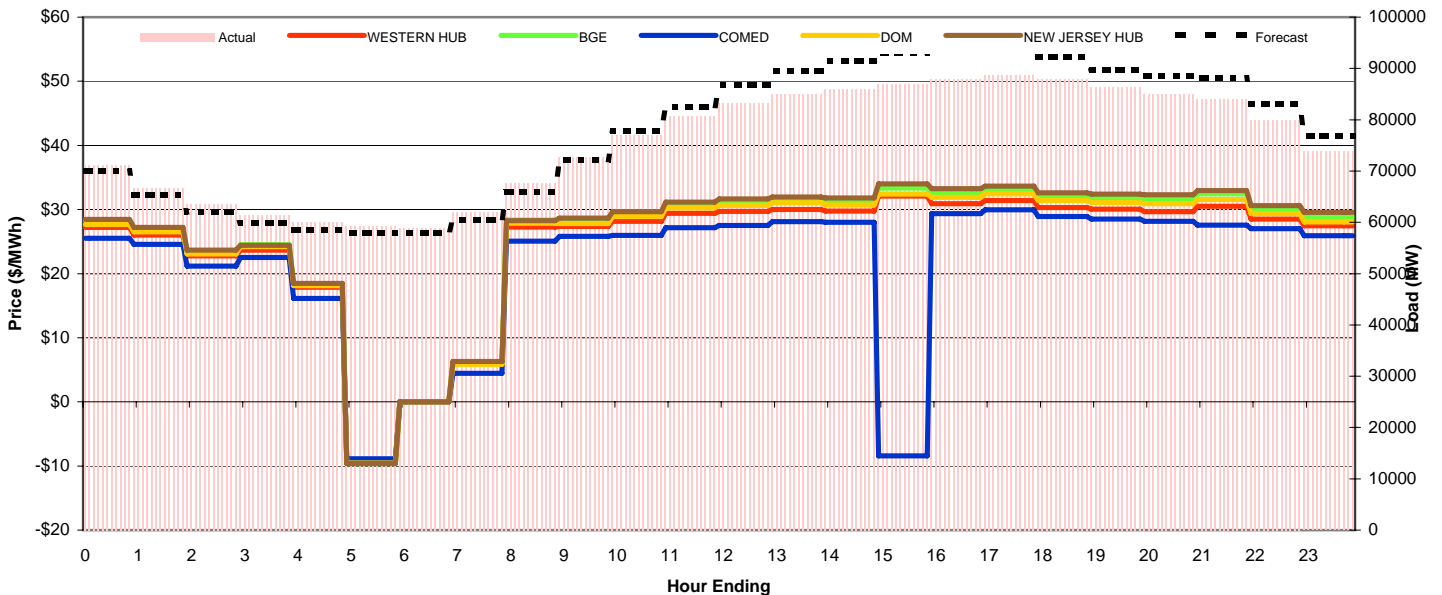
Day-Ahead Prices and Forecast Load

	HE1	HE2	HE3	HE4	HE5	HE6	HE7	HE8	HE9	HE10	HE11	HE12	HE13	HE14	HE15	HE16	HE17	HE18	HE19	HE20	HE21	HE22	HE23	HE24	avg all/peak
WESTERN HUB	27.20	25.07	23.32	18.95	16.91	15.21	13.24	19.96	25.27	28.43	30.86	33.74	36.13	37.95	40.46	40.88	44.90	43.44	39.41	36.43	36.45	36.39	29.72	27.39	30 / 35
BGE	28.622	26.633	25.083	20.24	17.987	15.905	14.011	21.102	26.58	30.331	33.421	36.848	39.777	41.456	43.532	43.297	48.16	46.625	42.124	40.078	40.611	40.056	31.808	29.77	33 / 38
COMED	22.742	20.316	15.654	10.297	6.9529	5.992	4.1505	9.9244	19.856	23.856	24.895	27.006	26.724	29.309	35.889	37.304	40.588	37.877	34.303	28.537	26.478	26.164	25.531	22.806	23 / 28
DOM	27.807	25.679	24.143	19.311	17.036	15.148	12.938	20.128	26.098	29.621	32.955	36.616	40.131	41.87	43.724	43.164	48.419	46.964	42.208	40.718	40.819	39.832	31.421	29.242	32 / 38
NEW JERSEY HUB	28.93	26.89	24.83	19.98	17.80	15.76	13.69	20.73	26.83	30.55	32.84	35.74	38.22	39.66	42.18	42.91	47.01	45.03	41.42	38.20	38.61	38.60	31.72	29.87	32 / 37
DA Forecast	70.0	65.2	62.0	59.8	58.5	58.0	58.0	60.5	65.9	72.2	77.7	82.4	86.8	89.4	91.4	93.1	93.9	93.8	92.3	89.7	88.5	88.1	83.2	76.9	77 / 84



Preliminary Real-Time Prices with Forecasted and Actual System Load

	HE1	HE2	HE3	HE4	HE5	HE6	HE7	HE8	HE9	HE10	HE11	HE12	HE13	HE14	HE15	HE16	HE17	HE18	HE19	HE20	HE21	HE22	HE23	HE24	avg all/peak
WESTERN HUB	27.20	26.02	22.76	23.67	17.86	-9.31	0.00	6.10	27.27	27.34	28.17	29.40	29.70	30.00	29.73	32.10	30.89	31.40	30.33	30.08	29.63	30.51	28.51	27.46	24 / 28
BGE	28.33	27.033	23.536	24.493	18.424	-9.629	0	6.2036	28.359	28.617	29.611	30.921	31.33	31.66	31.376	33.352	32.566	33.04	31.957	31.762	31.621	32.427	30.025	28.791	26 / 30
COMED	25.534	24.562	21.158	22.496	16.155	-8.855	0	4.4332	25.052	25.831	25.959	27.174	27.525	28.118	27.988	-8.412	29.34	29.958	28.927	28.53	28.173	27.585	27.002	25.916	21 / 24
DOM	27.68	26.513	23.092	24.233	18.152	-9.544	0	5.8491	27.836	27.809	28.908	30.235	30.657	31.053	30.703	32.378	31.885	32.456	31.382	31.087	30.899	31.571	29.349	28.047	25 / 29
NEW JERSEY HUB	28.48	27.23	23.68	24.42	18.48	-9.61	0.00	6.32	28.27	28.67	29.66	31.14	31.66	31.97	31.81	33.98	33.24	33.67	32.61	32.40	32.28	32.96	30.59	29.54	26 / 30
Percent Forecast	1.77	2.07	2.34	2.60	2.61	2.10	1.54	2.54	2.51	0.84	-0.78	-2.08	-4.18	-5.19	-6.28	-6.95	-6.73	-5.89	-4.89	-3.92	-4.14	-4.82	-3.99	-4.24	
RTLoad	71.214	66.621	63.477	61.422	60.054	59.267	58.951	62.089	67.603	72.792	77.105	80.742	83.325	85.018	86.028	87.006	87.948	88.618	87.946	86.33	84.948	84.094	79.989	73.809	



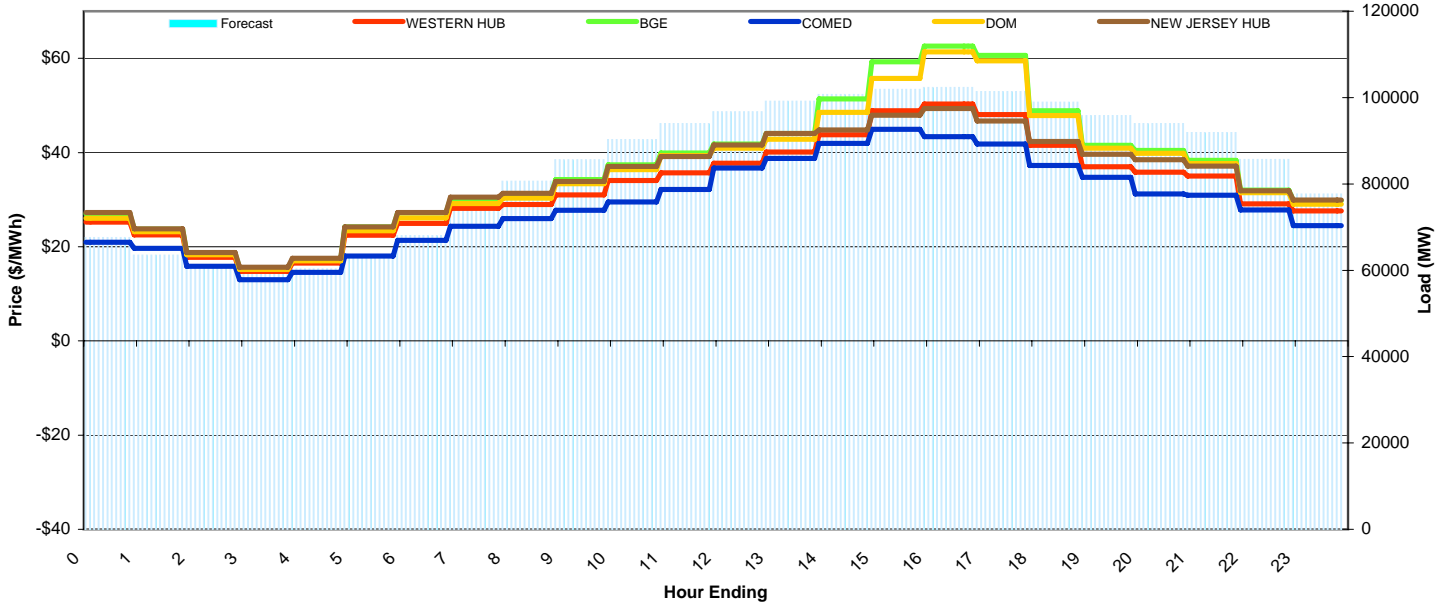
PJM Daily Report

Monday June 29, 2009

Price Color Codes: ≤0 ≥100 ≥200

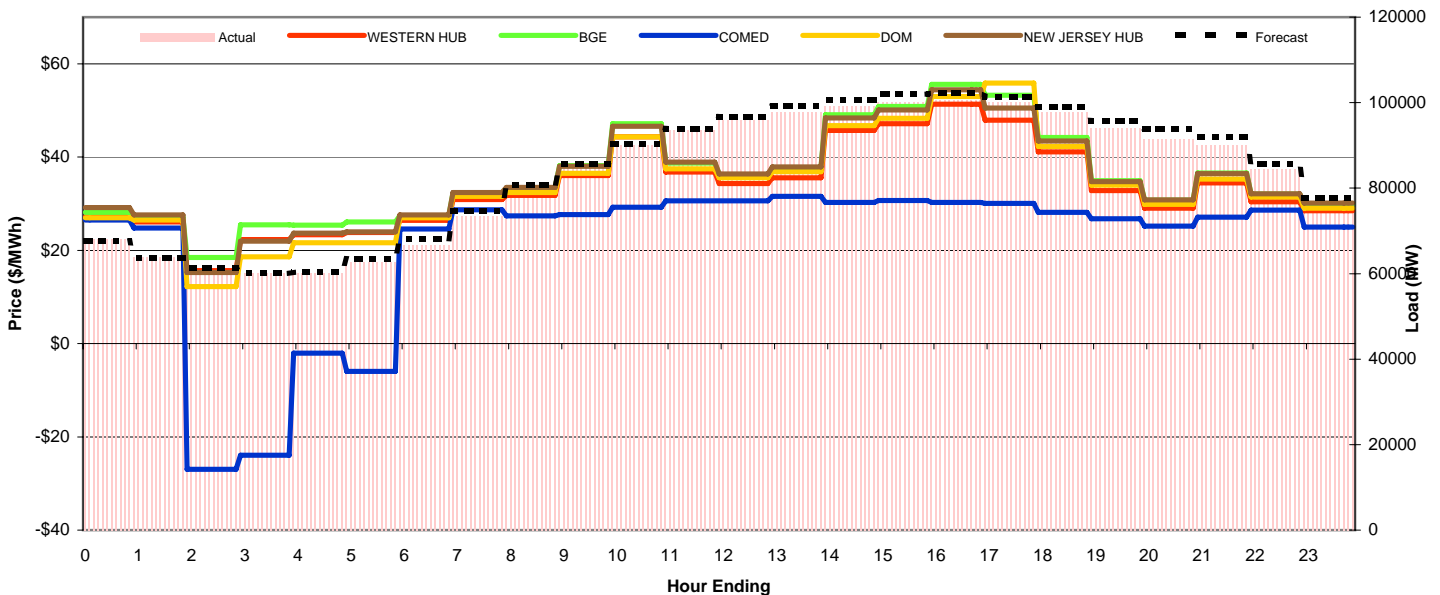
Day-Ahead Prices and Forecast Load

	HE1	HE2	HE3	HE4	HE5	HE6	HE7	HE8	HE9	HE10	HE11	HE12	HE13	HE14	HE15	HE16	HE17	HE18	HE19	HE20	HE21	HE22	HE23	HE24	avg all/peak
WESTERN HUB	25.25	22.51	17.78	14.78	16.51	22.44	24.92	28.16	28.94	30.97	34.03	35.66	37.70	40.12	43.80	48.84	50.29	48.07	41.55	36.96	35.86	34.98	29.11	27.62	32 / 38
BGE	27.018	23.721	18.605	15.461	17.302	24.187	27.167	30.182	31.209	34.239	37.419	39.898	41.784	44.078	51.366	59.266	62.579	60.64	48.88	41.519	40.441	38.321	32.048	29.773	37 / 43
COMED	20.937	19.683	15.819	13.008	14.576	18.007	21.351	24.341	25.945	27.728	29.518	32.17	36.723	38.726	41.968	44.954	43.368	41.803	37.218	34.745	31.18	30.903	27.79	24.471	29 / 34
DOM	26.037	23.213	18.295	15.191	17.007	23.376	26.131	29.156	30.345	33.363	36.389	39.361	40.893	42.855	48.551	55.742	61.356	59.454	47.852	40.898	39.813	37.679	31.464	29.06	36 / 42
NEW JERSEY HUB	27.26	23.80	18.79	15.67	17.54	24.20	27.28	30.54	31.32	33.86	37.08	39.16	41.61	44.08	44.82	47.92	49.35	46.72	42.35	39.62	38.45	37.10	31.91	29.94	34 / 40
DA Forecast	67.6	63.5	61.2	60.0	60.3	63.5	68.0	74.6	80.6	85.6	90.3	93.9	96.7	99.2	100.7	101.9	102.3	101.4	98.9	95.8	94.0	91.9	85.7	77.7	84 / 93



Preliminary Real-Time Prices with Forecasted and Actual System Load

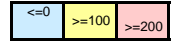
	HE1	HE2	HE3	HE4	HE5	HE6	HE7	HE8	HE9	HE10	HE11	HE12	HE13	HE14	HE15	HE16	HE17	HE18	HE19	HE20	HE21	HE22	HE23	HE24	avg all/peak
WESTERN HUB	27.17	26.09	15.64	22.28	23.37	23.79	26.41	30.91	31.76	36.03	44.35	36.77	34.33	35.56	45.73	47.17	51.31	47.89	41.13	32.80	29.02	34.47	30.41	28.45	33 / 38
BGE	28.159	27.094	18.5	25.448	25.375	26.048	27.472	32.256	33.364	38.126	47.119	38.74	36.23	37.631	49.096	50.827	55.62	53.284	44.208	34.926	30.73	36.555	32.073	29.972	36 / 41
COMED	26.468	24.793	-26.94	-23.97	-2.082	-5.998	24.578	28.694	27.359	27.645	29.223	30.628	30.583	31.576	30.265	30.708	30.296	30.071	28.132	26.739	25.199	27.132	28.625	25.008	21 / 29
DOM	26.949	26.494	12.211	18.63	21.592	21.623	26.968	31.547	32.367	36.497	44.341	37.507	35.57	36.866	46.748	48.311	52.958	55.837	42.273	33.95	29.83	35.253	31.426	29.047	34 / 39
NEW JERSEY HUB	29.15	27.62	15.22	21.98	23.68	23.98	27.57	32.40	33.48	38.00	46.63	38.93	36.37	37.87	48.37	50.11	54.42	50.50	43.47	34.70	30.85	36.45	32.10	30.13	35 / 40
Percent Forecast	0.72	0.67	0.28	0.07	-0.19	-1.32	-1.96	-1.59	-0.67	-0.32	-0.29	-0.37	-0.91	-1.32	-1.54	-1.78	-1.72	-1.30	-1.16	-1.82	-2.76	-2.00	-1.54	-1.68	
RTLload	68.054	63.959	61.37	60.089	60.201	62.669	66.709	73.478	80.086	85.355	90.039	93.6	95.868	97.876	99.173	100.16	100.62	100.12	97.799	94.121	91.464	90.082	84.409	76.43	



PJM Daily Report

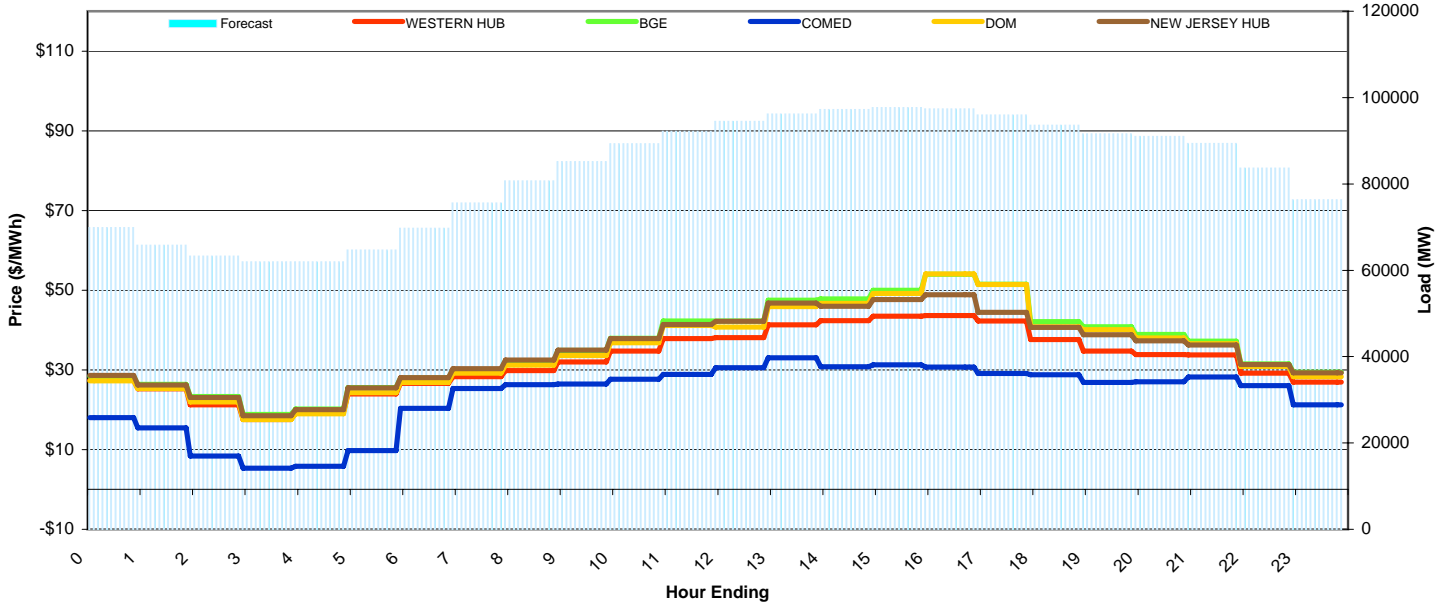
Tuesday June 30, 2009

Price Color Codes:



Day-Ahead Prices and Forecast Load

	HE1	HE2	HE3	HE4	HE5	HE6	HE7	HE8	HE9	HE10	HE11	HE12	HE13	HE14	HE15	HE16	HE17	HE18	HE19	HE20	HE21	HE22	HE23	HE24	avg all/peak
WESTERN HUB	27.42	25.24	21.20	17.54	19.44	23.95	26.59	28.28	29.86	32.00	34.71	37.85	38.13	41.35	42.34	43.50	43.65	42.27	37.64	34.70	33.81	33.74	29.19	26.96	32 / 36
BGE	28.417	26.407	23.348	18.809	20.196	25.567	27.996	30.076	32.238	34.862	37.958	42.235	42.286	47.509	47.797	49.961	54.033	51.505	42.094	40.866	38.872	37.19	31.499	29.417	36 / 41
COMED	18.035	15.42	8.4182	5.3513	5.7987	9.7806	20.341	25.311	26.318	26.428	27.636	28.844	30.574	33.018	30.755	31.236	30.713	29.114	28.753	26.832	27.014	28.258	26.043	21.262	23 / 29
DOM	27.253	25.365	21.984	17.548	18.955	24.248	26.887	29.183	31.222	33.566	36.837	41.119	40.778	45.863	46.653	49.164	54.054	51.43	40.81	40.065	38	36.537	30.871	28.307	35 / 40
NEW JERSEY HUB	28.59	26.24	23.09	18.54	20.01	25.46	28.06	30.29	32.44	34.95	37.89	41.41	42.23	46.77	45.95	47.66	48.88	44.41	40.70	38.79	37.33	36.26	31.34	29.25	35 / 40
DA Forecast	69.9	65.8	63.3	62.0	62.0	64.7	69.7	75.6	80.7	85.2	89.3	92.2	94.5	96.2	97.3	97.7	97.4	96.0	93.6	91.6	91.0	89.4	83.7	76.3	83 / 91



Preliminary Real-Time Prices with Forecasted and Actual System Load

	HE1	HE2	HE3	HE4	HE5	HE6	HE7	HE8	HE9	HE10	HE11	HE12	HE13	HE14	HE15	HE16	HE17	HE18	HE19	HE20	HE21	HE22	HE23	HE24	avg all/peak
WESTERN HUB	26.19	28.43	26.50	24.35	25.58	26.39	28.30	29.28	36.21	50.55	52.88	62.39	68.65	42.05	59.34	46.71	63.51	39.05	34.51	31.46	32.18	35.63	29.99	27.11	39 / 46
BGE	27.515	37.383	28.031	25.787	27.198	27.488	29.426	30.774	40.5	54.586	55.988	89.172	74.344	44.779	63.252	49.598	79.021	50.027	44.543	36.193	35.675	38.348	32.057	28.877	44 / 51
COMED	21.93	3.0684	23.857	21.667	22.282	24.304	-1.922	24.987	25.469	26.479	13.866	23.626	27.118	29.511	33.148	28.496	24.239	25.552	25.524	25.275	26.053	26.612	24.161	21.881	23 / 26
DOM	26.532	43.656	28.137	25.855	27.327	26.982	28.03	29.775	38.089	50.316	51.93	80.205	67.493	42.642	59.644	47.525	103.96	42.962	38.309	33.878	34.618	36.999	31.195	27.944	43 / 49
NEW JERSEY HUB	27.64	27.99	27.50	25.18	26.41	27.34	29.29	30.47	39.58	53.07	55.64	85.99	71.42	44.97	63.01	50.07	64.51	33.72	29.24	34.16	34.58	37.44	31.60	28.72	41 / 47
Percent Forecast	-0.23	-0.67	-0.95	-1.34	-1.31	-2.32	-3.53	-2.34	-1.07	-0.15	0.55	1.34	1.01	-0.21	-1.31	-2.27	-2.66	-2.22	-2.29	-3.64	-4.59	-3.64	-3.16	-3.29	
RTLload	69.728	65.389	62.696	61.135	61.193	63.274	67.359	73.849	79.89	85.06	89.782	93.431	95.465	96.021	96.011	95.529	94.845	93.88	91.542	88.409	87.047	86.247	81.106	73.895	

