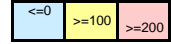


PJM Daily Report

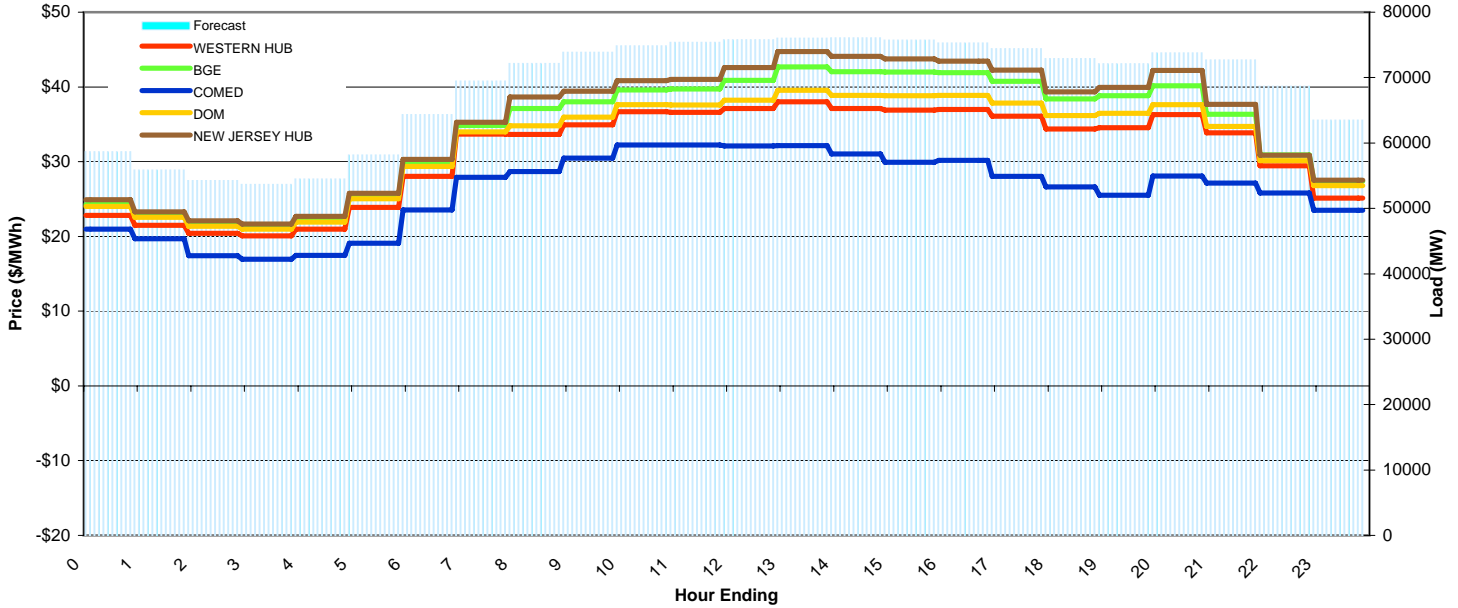
5/1/2009

Price Color Codes:



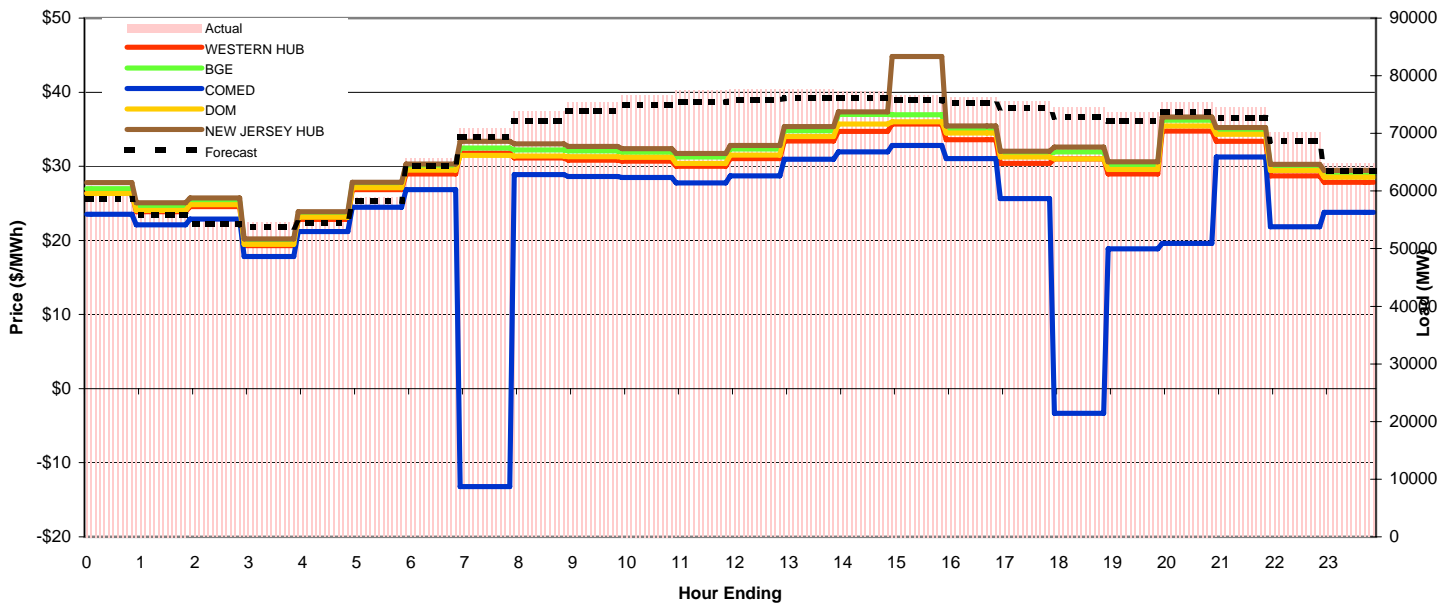
Day-Ahead Prices and Forecast Load

	HE1	HE2	HE3	HE4	HE5	HE6	HE7	HE8	HE9	HE10	HE11	HE12	HE13	HE14	HE15	HE16	HE17	HE18	HE19	HE20	HE21	HE22	HE23	HE24	avg all/peak
WESTERN HUB	22.83	21.50	20.44	20.09	20.99	23.89	28.06	33.67	33.64	34.93	36.69	36.58	37.10	38.03	37.10	36.90	36.98	36.07	34.36	34.56	36.29	33.88	29.45	25.12	31 / 35
BGE	24.282	22.769	21.539	21.111	22.133	25.388	29.83	34.856	37.128	38.033	39.586	39.723	40.888	42.663	42.03	41.99	41.901	40.768	38.387	38.838	40.165	36.35	30.911	27.374	34 / 39
COMED	20.956	19.703	17.429	16.945	17.467	19.078	23.556	27.895	28.661	30.458	32.226	32.249	32.099	32.129	31.054	29.931	30.167	28.025	26.623	25.509	28.074	27.123	25.817	23.518	26 / 29
DOM	24.016	22.55	21.363	20.96	21.899	25.042	29.377	33.987	34.787	35.94	37.629	37.582	38.231	39.548	38.877	38.825	38.849	37.838	36.175	36.467	37.646	34.699	30.136	26.798	32 / 37
NEW JERSEY HUB	24.92	23.29	22.09	21.64	22.70	25.77	30.30	35.26	38.64	39.41	40.84	41.01	42.59	44.73	44.08	43.75	43.46	42.25	39.36	39.95	42.19	37.66	30.87	27.54	35 / 40
DA Forecast	58.7	55.9	54.3	53.7	54.5	58.2	64.3	69.5	72.2	73.9	74.9	75.4	75.8	76.0	76.1	75.7	75.3	74.4	72.9	72.1	73.8	72.7	68.7	63.5	68 / 74



Preliminary Real-Time Prices with Forecasted and Actual System Load

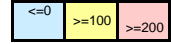
	HE1	HE2	HE3	HE4	HE5	HE6	HE7	HE8	HE9	HE10	HE11	HE12	HE13	HE14	HE15	HE16	HE17	HE18	HE19	HE20	HE21	HE22	HE23	HE24	avg all/peak
WESTERN HUB	26.36	23.85	24.58	19.31	22.86	26.84	28.99	31.77	31.12	30.84	30.69	30.00	31.03	33.40	34.72	35.70	33.61	30.41	31.00	28.95	34.75	33.36	28.72	27.87	30 / 32
BGE	26.986	24.468	25.184	19.788	23.461	27.576	30.025	32.463	32.225	32.09	31.924	31.244	32.347	34.785	36.986	36.956	34.998	31.743	31.939	30.184	36.229	34.821	29.969	29.045	31 / 33
COMED	23.532	22.094	22.875	17.829	21.208	24.475	26.838	-13.23	28.869	28.639	28.51	27.741	28.694	30.97	31.93	32.825	31.049	25.638	-3.327	18.883	19.614	31.25	21.845	23.788	23 / 23
DOM	26.335	24.055	24.804	19.484	23.119	27.128	29.473	31.47	31.375	31.3	31.207	30.382	31.516	34.001	35.727	36.017	34.509	31.265	31.018	29.595	35.444	34.308	29.446	28.538	30 / 32
NEW JERSEY HUB	27.82	25.08	25.75	20.22	23.87	27.85	30.31	33.38	33.03	32.66	32.38	31.73	32.81	35.34	37.33	44.80	35.45	32.02	32.61	30.62	36.64	35.21	30.28	29.44	32 / 34
Percent Forecast	1.05	1.42	1.67	1.60	1.24	1.17	1.97	1.96	2.23	1.96	2.35	2.60	2.31	1.94	1.58	1.24	1.28	1.60	2.19	2.22	2.16	2.36	2.03	1.94	
RTLoad	59.293	56.666	55.183	54.536	55.178	58.867	65.636	70.855	73.802	75.359	76.684	77.423	77.589	77.553	77.288	76.676	76.288	75.643	74.539	73.733	75.439	74.49	70.143	64.787	



PJM Daily Report

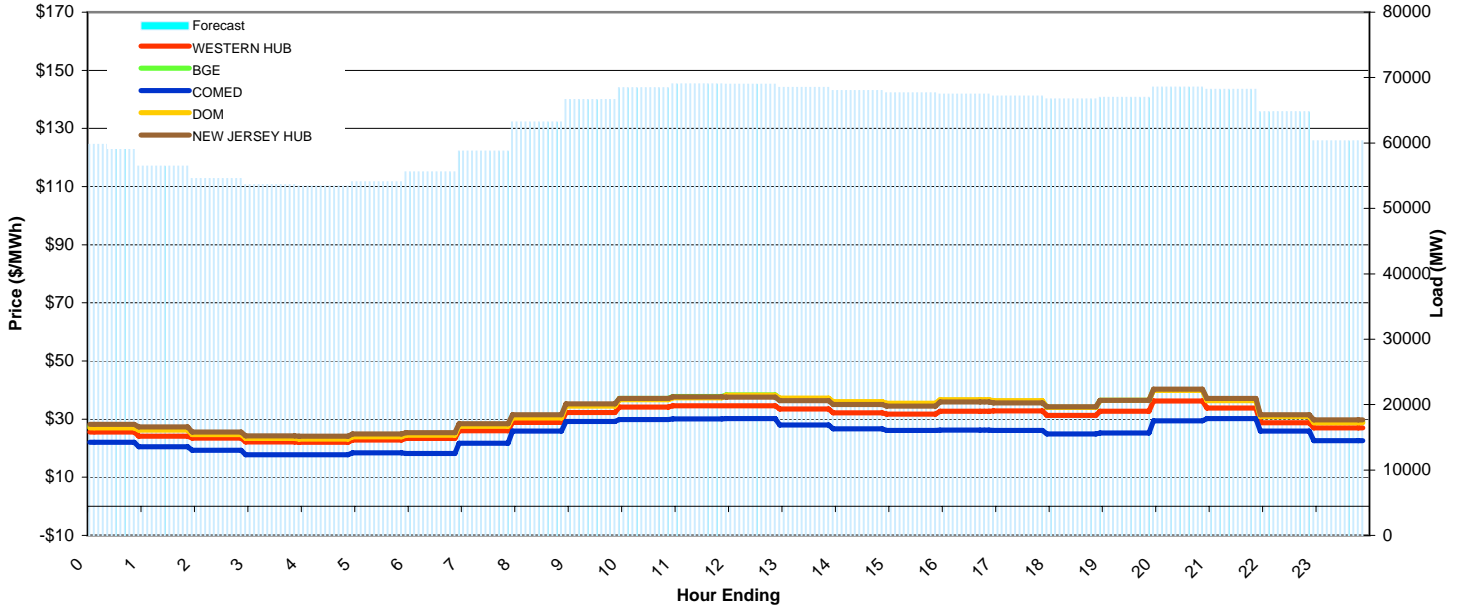
5/2/2009

Price Color Codes:



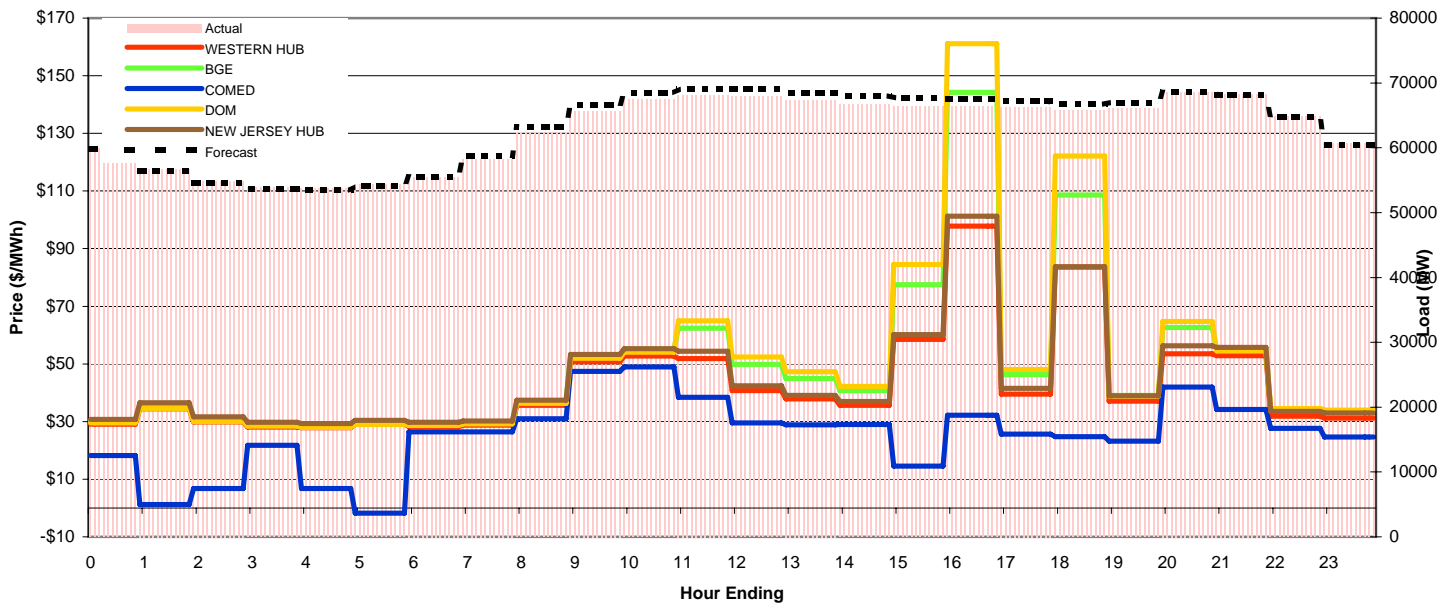
Day-Ahead Prices and Forecast Load

	HE1	HE2	HE3	HE4	HE5	HE6	HE7	HE8	HE9	HE10	HE11	HE12	HE13	HE14	HE15	HE16	HE17	HE18	HE19	HE20	HE21	HE22	HE23	HE24	avg all/peak
WESTERN HUB	25.57	24.10	23.42	22.14	21.99	22.78	23.31	25.99	28.81	32.32	34.15	34.60	34.63	33.51	32.18	31.78	32.73	32.88	31.24	32.77	36.21	33.80	28.79	26.99	29 / 32
BGE	27.62	26.752	25.119	23.747	23.572	24.312	24.814	28.001	30.958	34.921	37.066	37.744	38.279	37.051	35.727	35.19	36.454	36.183	33.998	36.45	40.089	36.54	31.221	29.045	32 / 35
COMED	22.031	20.54	19.321	17.745	17.695	18.423	18.171	21.696	25.837	29.161	29.808	30.082	30.14	28.033	26.678	26.133	26.208	26.134	24.895	25.206	29.37	30.171	25.897	22.572	25 / 27
DOM	26.995	26.188	24.652	23.35	23.17	23.874	24.502	27.558	30.405	34.436	36.626	37.342	38.237	37.204	35.975	35.428	36.664	36.358	34.011	36.484	39.863	36.328	30.846	28.703	32 / 35
NEW JERSEY HUB	28.22	27.29	25.59	24.23	24.08	24.85	25.34	28.46	31.50	35.29	37.10	37.68	37.53	36.31	35.05	34.52	35.96	35.63	34.25	36.41	40.32	37.16	31.55	29.76	32 / 35
DA Forecast	59.8	56.5	54.6	53.6	53.4	54.1	55.6	58.8	63.2	66.6	68.4	69.0	69.0	68.5	68.0	67.7	67.5	67.2	66.7	67.0	68.5	68.2	64.8	60.3	63 / 67



Preliminary Real-Time Prices with Forecasted and Actual System Load

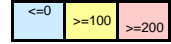
	HE1	HE2	HE3	HE4	HE5	HE6	HE7	HE8	HE9	HE10	HE11	HE12	HE13	HE14	HE15	HE16	HE17	HE18	HE19	HE20	HE21	HE22	HE23	HE24	avg all/peak
WESTERN HUB	29.13	34.46	29.86	28.03	27.90	29.06	28.23	28.72	35.59	50.78	52.71	51.87	40.74	37.90	35.58	58.50	97.80	39.55	83.66	37.04	53.51	52.80	31.86	31.23	43 / 49
BGE	30.214	35.403	30.693	28.932	28.624	29.715	29.226	29.745	36.968	52.881	55.108	62.398	49.829	45.008	40.742	77.526	144.23	46.278	108.56	39.055	62.63	55.173	34.246	33.639	49 / 59
COMED	18.224	1.269	6.7895	21.716	6.7392	-1.817	26.464	26.409	31.021	47.369	48.991	38.41	29.485	28.865	28.934	14.525	32.18	25.692	24.739	23.177	41.972	34.235	27.654	24.657	25 / 31
DOM	29.537	34.522	29.977	28.394	27.957	28.929	28.694	29.244	36.291	52.002	54.12	64.914	52.35	47.247	42.153	84.475	161.16	48.031	122.12	38.818	64.728	54.499	34.5	34.008	51 / 62
NEW JERSEY HUB	30.77	36.49	31.60	29.71	29.32	30.47	29.77	30.18	37.44	53.25	55.30	54.44	42.39	39.13	36.97	60.16	101.23	41.49	83.70	39.00	56.31	55.71	33.57	32.96	45 / 51
Percent Forecast	0.18	0.47	0.53	0.53	0.61	-0.15	-0.83	-1.33	-1.46	-1.47	-1.29	-1.57	-1.68	-2.00	-2.00	-1.70	-1.40	-1.45	-1.33	0.05	0.17	0.12	0.55		
RTLoad	59.926	56.729	54.858	53.9	53.718	54.399	55.488	58.301	62.386	65.669	67.453	68.15	67.92	67.355	66.675	66.363	66.33	66.263	65.771	66.104	68.577	68.314	64.848	60.685	



PJM Daily Report

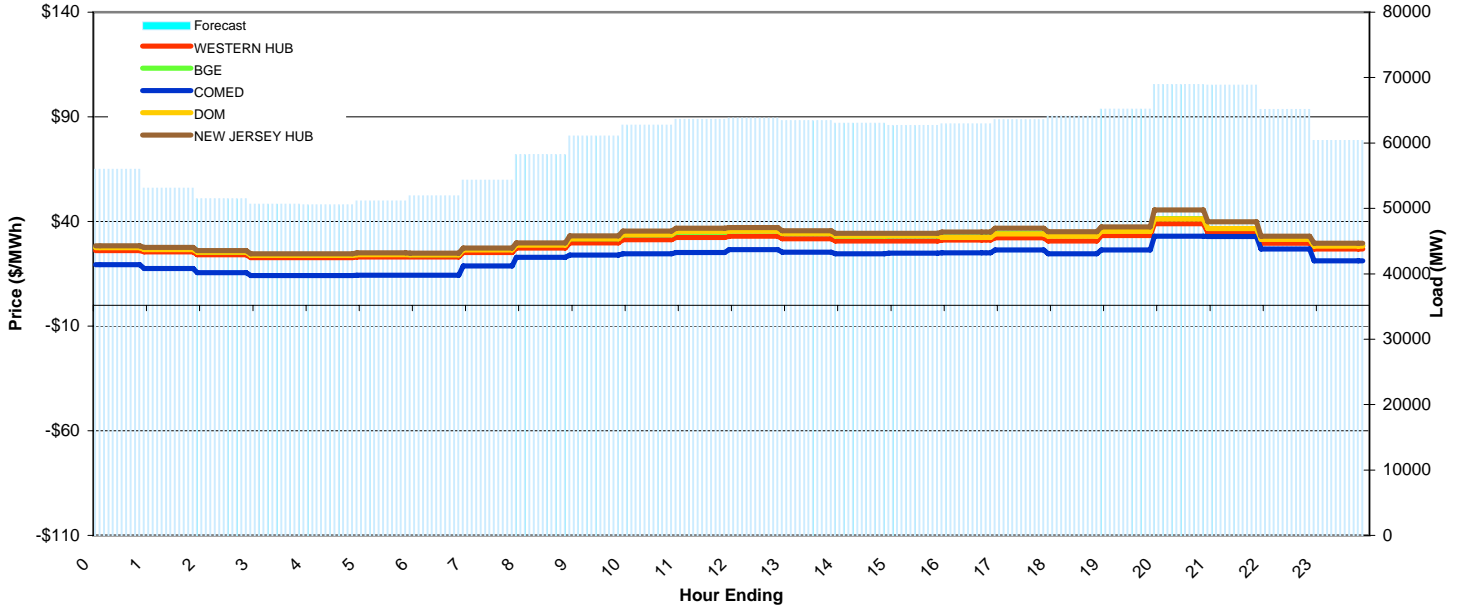
5/3/2009

Price Color Codes:



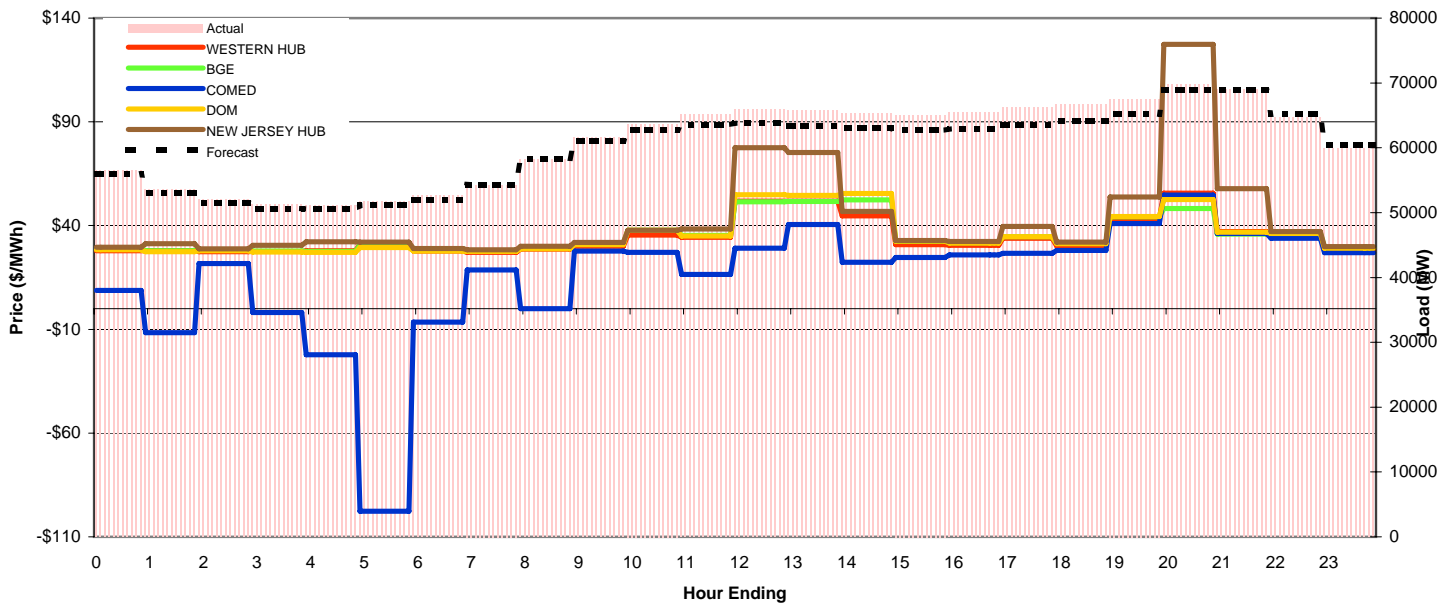
Day-Ahead Prices and Forecast Load

	HE1	HE2	HE3	HE4	HE5	HE6	HE7	HE8	HE9	HE10	HE11	HE12	HE13	HE14	HE15	HE16	HE17	HE18	HE19	HE20	HE21	HE22	HE23	HE24	avg all/peak
WESTERN HUB	26.14	25.51	24.04	22.76	22.72	23.06	23.03	25.14	27.28	29.75	31.31	32.38	32.92	31.74	30.60	30.62	31.09	32.18	30.73	33.34	38.98	34.61	29.65	26.85	29 / 31
BGE	27.728	26.837	25.343	23.997	23.824	24.176	24.076	26.666	28.999	31.78	33.53	34.854	35.407	34.24	33.03	33.097	32.707	34.372	33.334	35.747	41.401	36.611	31.74	28.56	31 / 34
COMED	19.341	17.474	15.492	14.144	14.114	14.321	14.348	18.783	22.94	24.001	24.547	25.176	26.601	25.273	24.591	24.862	24.97	26.334	24.493	26.417	33.041	32.854	26.856	21.179	23 / 26
DOM	27.437	26.597	25.276	23.857	23.748	24.074	24.053	26.443	28.705	31.755	33.773	35.229	35.455	34.302	33.068	33.227	32.32	34.054	32.953	35.263	41.151	36.645	31.506	28.187	31 / 33
NEW JERSEY HUB	28.45	27.64	26.07	24.63	24.62	24.95	24.90	27.29	29.83	33.12	35.39	36.82	37.13	35.51	34.32	34.31	35.01	36.72	35.10	37.42	45.48	39.78	33.03	29.62	32 / 35
DA Forecast	56.0	53.1	51.5	50.6	50.6	51.1	51.9	54.3	58.2	61.1	62.7	63.6	63.8	63.4	63.0	62.7	62.9	63.5	64.1	65.2	69.0	68.8	65.1	60.4	60 / 63



Preliminary Real-Time Prices with Forecasted and Actual System Load

	HE1	HE2	HE3	HE4	HE5	HE6	HE7	HE8	HE9	HE10	HE11	HE12	HE13	HE14	HE15	HE16	HE17	HE18	HE19	HE20	HE21	HE22	HE23	HE24	avg all/peak
WESTERN HUB	27.94	27.84	27.40	27.58	27.95	31.16	27.74	27.15	28.65	29.97	35.47	34.32	51.72	51.84	44.76	30.84	30.53	33.82	30.15	43.42	55.71	37.13	35.27	28.41	34 / 38
BGE	28.859	27.861	28.234	27.674	27.538	30.795	28.228	27.889	29.377	31.294	37.792	35.311	51.534	51.636	52.334	32.498	31.775	34.667	31.477	44.228	48.291	35.872	36.458	29.433	35 / 38
COMED	8.7693	-11.65	21.753	-1.816	-22.23	-97.7	-6.529	18.613	-0.106	27.713	27.167	16.461	29.13	40.457	22.38	24.566	25.803	26.611	28.092	40.958	54.716	36.253	33.913	27.001	15 / 28
DOM	28.269	27.432	27.855	27.32	27.171	29.412	27.66	27.496	28.754	30.842	37.798	34.949	54.824	54.492	55.468	32.522	31.571	34.698	31.197	44.379	52.591	36.814	36.211	29.138	35 / 39
NEW JERSEY HUB	29.52	31.32	28.79	30.54	32.21	32.08	28.90	28.38	30.05	31.88	37.75	38.40	77.49	75.30	46.85	32.81	32.42	39.58	32.02	53.80	127.39	57.77	37.18	29.94	43 / 49
Percent Forecast	0.96	0.91	1.12	1.22	1.01	1.05	1.28	-0.16	-0.11	0.77	1.50	2.35	3.17	3.50	3.48	3.67	3.89	4.05	3.93	3.48	1.16	0.16	-0.75	-0.77	
RTLoad	56.497	53.58	52.042	51.275	51.068	51.686	52.592	54.239	58.181	61.56	63.677	65.114	65.911	65.721	65.275	65.064	65.481	66.221	66.72	67.515	69.762	68.935	64.661	59.929	



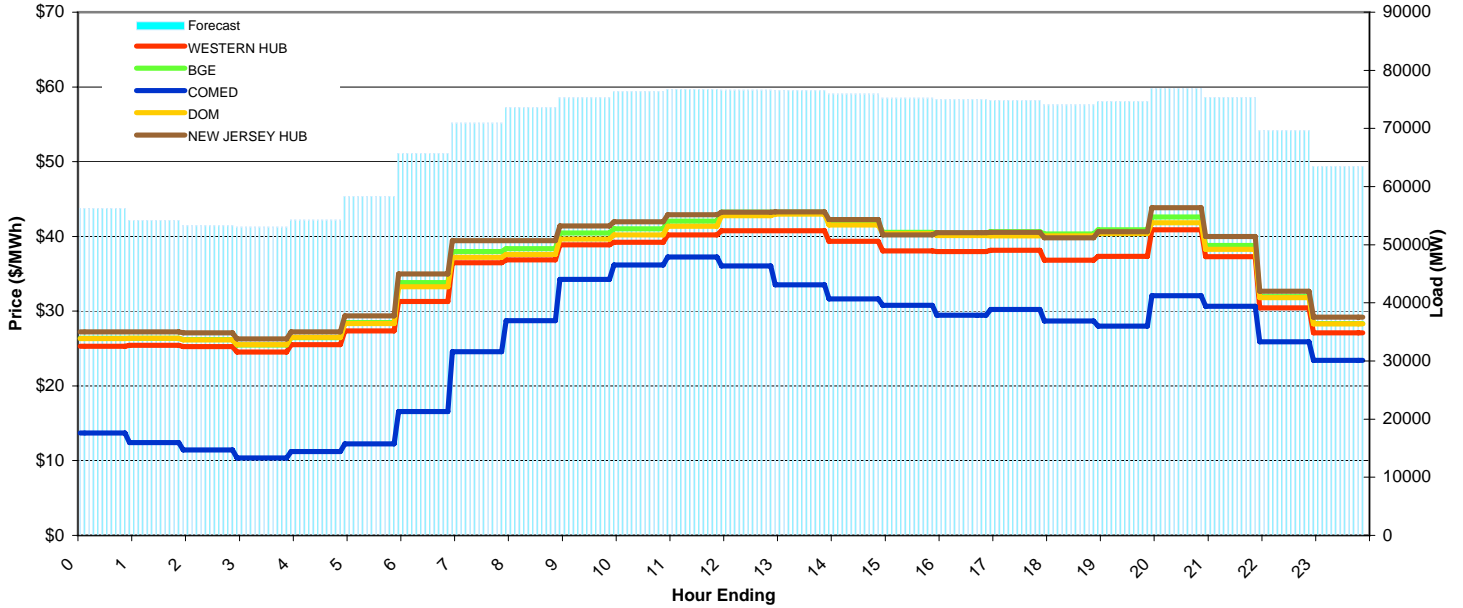
PJM Daily Report

5/4/2009

Price Color Codes: <=0 >=100 >=200

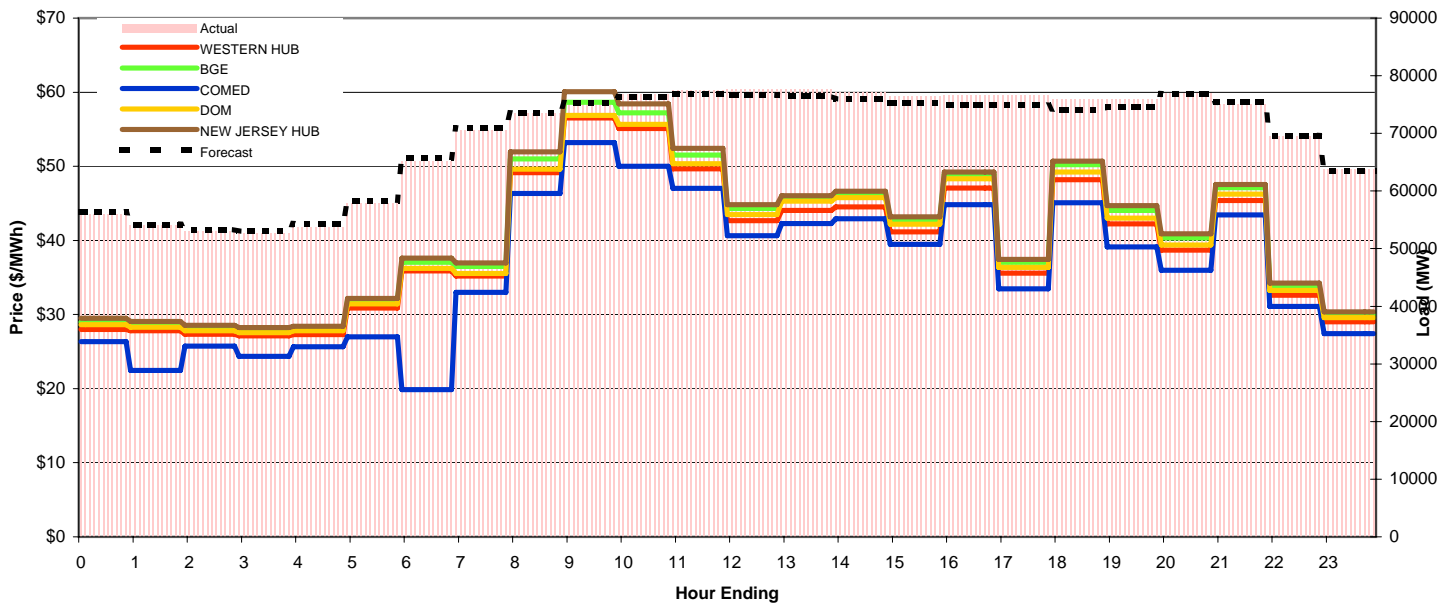
Day-Ahead Prices and Forecast Load

	HE1	HE2	HE3	HE4	HE5	HE6	HE7	HE8	HE9	HE10	HE11	HE12	HE13	HE14	HE15	HE16	HE17	HE18	HE19	HE20	HE21	HE22	HE23	HE24	avg all/peak
WESTERN HUB	25.30	25.42	25.26	24.54	25.51	27.34	31.31	36.46	36.88	38.89	39.23	40.22	40.74	40.77	39.33	38.08	37.98	38.17	36.82	37.35	40.87	37.30	30.44	27.10	34 / 38
BGE	26.374	26.357	26.181	25.456	26.472	28.473	33.812	37.959	38.364	40.468	41.018	42.034	43.221	43.248	41.865	40.525	40.464	40.609	40.337	40.891	42.615	38.808	31.956	28.327	36 / 40
COMED	13.696	12.43	11.437	10.343	11.2	12.262	16.572	24.586	28.728	34.238	36.165	37.264	36.043	33.542	31.642	30.788	29.447	30.243	28.666	28.011	32.075	30.641	25.908	23.424	25 / 31
DOM	26.311	26.36	26.164	25.507	26.484	28.36	33.287	37.185	37.589	39.634	40.181	41.352	42.763	42.998	41.537	40.381	40.098	40.091	40.07	40.359	41.809	38.293	31.809	28.313	36 / 40
NEW JERSEY HUB	27.25	27.21	27.12	26.27	27.23	29.38	34.99	39.43	39.41	41.40	41.95	42.90	43.22	43.28	42.24	40.20	40.50	40.55	39.82	40.62	43.84	40.00	32.65	29.19	37 / 41
DA Forecast	56.3	54.2	53.3	53.1	54.3	58.4	65.8	70.9	73.6	75.3	76.4	76.8	76.6	76.5	76.0	75.2	75.0	74.8	74.1	74.6	76.9	75.4	69.6	63.5	69 / 75



Preliminary Real-Time Prices with Forecasted and Actual System Load

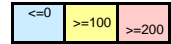
	HE1	HE2	HE3	HE4	HE5	HE6	HE7	HE8	HE9	HE10	HE11	HE12	HE13	HE14	HE15	HE16	HE17	HE18	HE19	HE20	HE21	HE22	HE23	HE24	avg all/peak
WESTERN HUB	28.00	27.80	27.33	27.13	27.30	30.88	35.87	35.18	49.13	56.52	55.09	49.66	42.69	44.03	44.54	41.17	47.06	35.59	48.18	42.22	38.71	45.37	32.60	29.01	39 / 44
BGE	28.972	28.587	28.099	27.868	28.109	31.902	37.051	36.503	51.016	58.622	57.233	51.535	44.307	45.795	46.306	42.751	48.925	37.042	50.233	44.048	40.337	47.094	33.743	29.968	41 / 46
COMED	26.33	22.465	25.737	24.36	25.642	26.994	19.864	32.973	46.325	53.204	49.995	47.013	40.637	42.274	42.92	39.476	44.827	33.451	45.078	39.12	35.969	43.457	31.104	27.418	36 / 42
DOM	28.641	28.29	27.815	27.557	27.79	31.448	36.223	35.55	49.597	56.872	55.677	50.353	43.488	45.301	45.756	42.209	48.327	36.374	49.228	42.991	39.391	46.246	33.238	29.595	40 / 45
NEW JERSEY HUB	29.50	29.06	28.54	28.25	28.43	32.19	37.59	36.96	51.94	60.07	58.41	52.43	44.84	46.01	46.62	43.16	49.24	37.44	50.68	44.68	40.88	47.55	34.23	30.35	41 / 47
Percent Forecast	-0.73	-0.44	-0.57	-0.63	-1.01	-0.87	-1.13	-0.52	-0.23	-0.09	0.61	0.95	1.26	1.44	1.59	1.69	2.14	2.27	2.38	1.59	0.03	-0.52	-0.11	0.27	
RTLoad	55.923	53.958	52.995	52.718	53.759	57.85	65.045	70.569	73.423	75.252	76.833	77.526	77.618	77.606	77.188	76.525	76.593	76.557	75.901	75.819	76.946	75.027	69.562	63.689	



PJM Daily Report

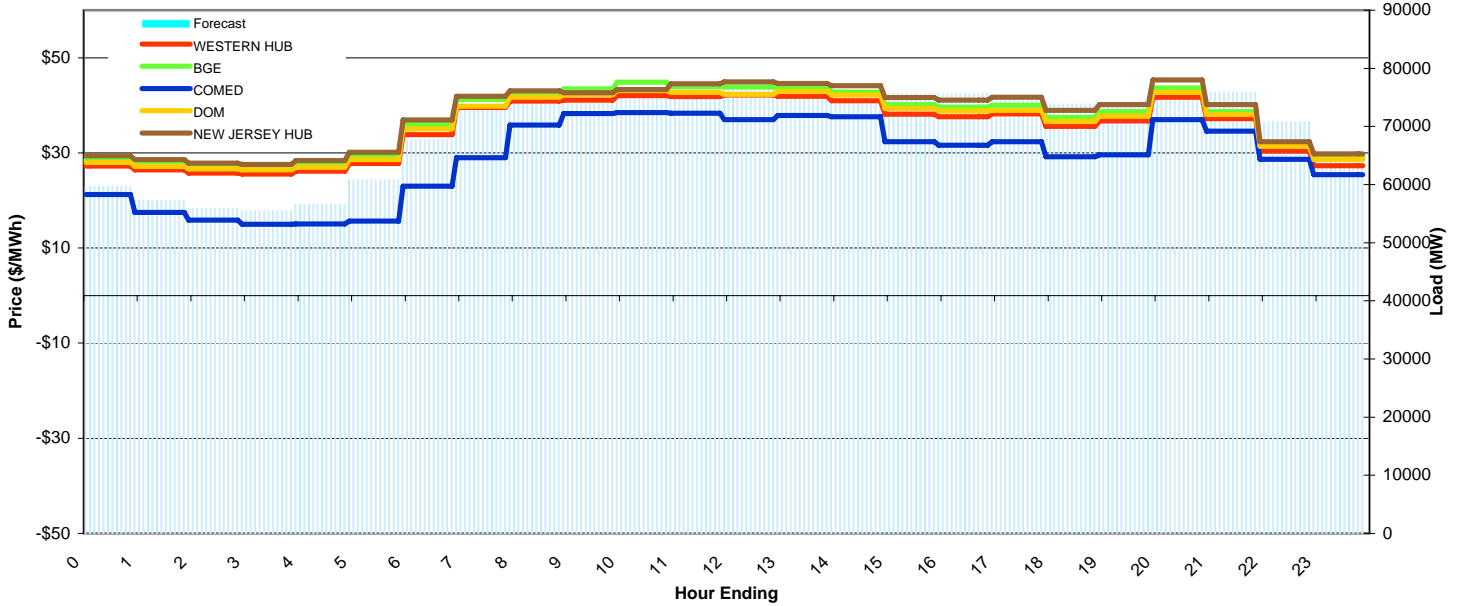
5/5/2009

Price Color Codes:



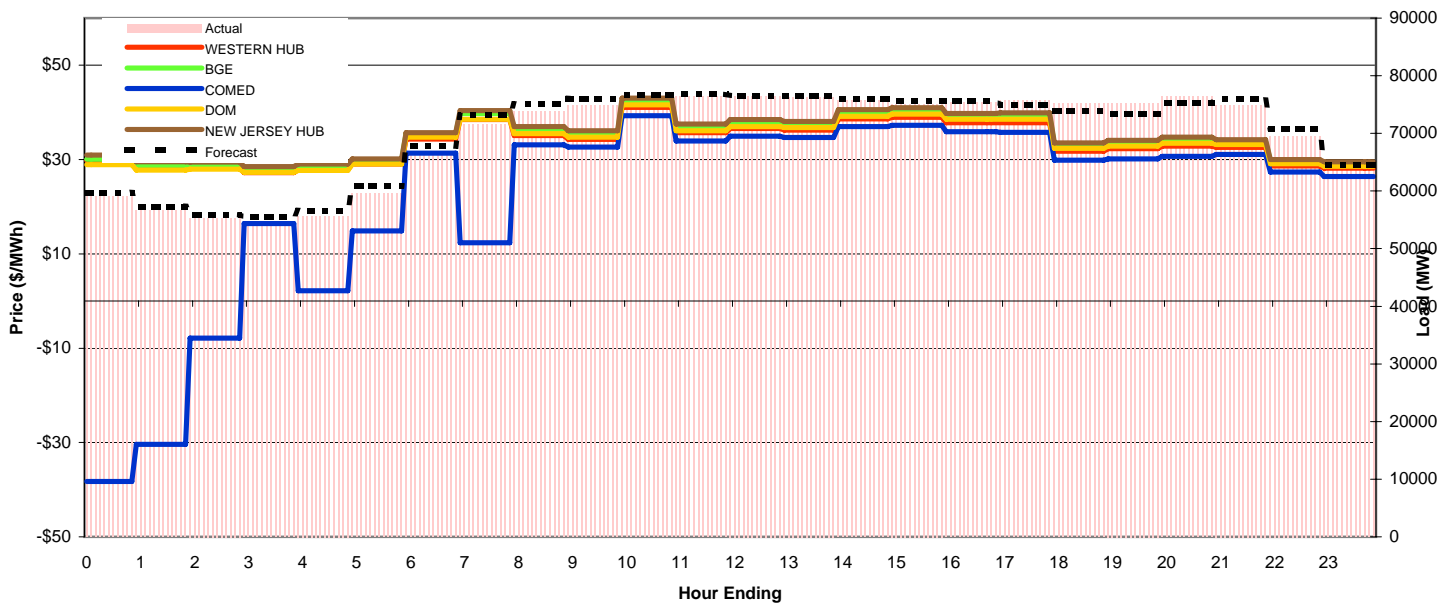
Day-Ahead Prices and Forecast Load

	HE1	HE2	HE3	HE4	HE5	HE6	HE7	HE8	HE9	HE10	HE11	HE12	HE13	HE14	HE15	HE16	HE17	HE18	HE19	HE20	HE21	HE22	HE23	HE24	avg all/peak
WESTERN HUB	27.27	26.40	25.76	25.55	26.14	27.76	33.83	39.53	40.92	41.11	42.01	41.86	42.17	41.92	40.98	38.11	37.57	38.23	35.57	36.74	41.73	37.21	30.39	27.31	35 / 39
BGE	28.518	27.834	27.22	26.997	27.638	29.438	36.011	41.221	42.587	43.439	44.887	43.93	43.866	43.77	42.789	40.145	39.606	40.001	37.445	38.688	43.634	38.64	31.94	29.18	37 / 41
COMED	21.249	17.501	15.895	15.009	15.045	15.689	22.992	28.993	35.836	38.3	38.471	38.369	36.958	37.862	37.579	32.364	31.601	32.38	29.187	29.598	36.983	34.542	28.661	25.394	29 / 34
DOM	27.967	27.174	26.597	26.434	26.966	28.61	35.065	39.849	41.721	42.23	43.139	42.705	42.33	42.919	42.164	39.35	38.837	38.975	36.584	37.761	42.715	38.099	31.396	28.665	36 / 40
NEW JERSEY HUB	29.37	28.56	27.84	27.58	28.35	30.11	36.94	41.93	43.07	42.65	43.34	44.52	44.90	44.59	44.09	41.63	41.11	41.67	38.93	40.18	45.33	40.17	32.35	29.76	38 / 42
DA Forecast	59.7	57.3	55.9	55.5	56.6	60.8	67.7	73.1	75.1	76.0	76.7	76.8	76.5	76.0	75.6	75.6	74.9	73.9	73.3	75.2	75.9	70.8	64.5	70 / 75	



Preliminary Real-Time Prices with Forecasted and Actual System Load

	HE1	HE2	HE3	HE4	HE5	HE6	HE7	HE8	HE9	HE10	HE11	HE12	HE13	HE14	HE15	HE16	HE17	HE18	HE19	HE20	HE21	HE22	HE23	HE24	avg all/peak
WESTERN HUB	29.78	28.41	28.21	27.23	27.87	29.03	34.35	38.51	35.12	34.30	41.09	35.69	36.59	36.26	38.64	38.98	37.84	37.83	31.80	32.29	32.84	32.58	28.63	28.15	33 / 36
BGE	30.065	28.755	28.726	27.932	28.461	29.806	35.526	39.792	36.437	35.579	42.515	36.935	37.855	37.56	39.963	40.36	39.258	39.321	33.106	33.645	34.271	33.811	29.686	29.135	35 / 37
COMED	-38.24	-30.37	-7.859	16.464	2.161	14.903	31.331	12.344	33.124	32.619	39.312	33.939	34.952	34.674	37.007	37.28	35.926	35.806	29.875	30.124	30.664	31.106	27.348	26.391	22 / 32
DOM	28.923	27.738	27.939	27.318	27.684	29.031	34.728	38.563	35.515	34.754	41.64	36.095	36.975	36.796	39.189	39.636	38.562	38.545	32.412	32.89	33.469	33.181	29.106	28.567	34 / 36
NEW JERSEY HUB	30.95	29.55	29.43	28.49	29.05	30.17	35.71	40.41	37.00	36.11	43.04	37.56	38.48	38.07	40.58	41.01	39.80	39.89	33.54	34.09	34.78	34.23	30.00	29.53	35 / 37
Percent Forecast	-1.22	-1.28	-1.19	-1.39	-1.69	-2.13	-1.67	-2.17	-1.83	-1.52	-1.28	-0.47	-0.03	-0.21	-0.50	-0.63	-0.38	0.97	1.73	2.57	1.46	-1.38	-1.74	-1.00	
RTLload	59.013	56.556	55.272	54.746	55.662	59.559	66.629	71.56	73.783	74.85	75.759	76.406	76.517	76.309	75.657	75.139	75.322	75.677	75.201	75.273	76.33	74.872	69.569	63.871	



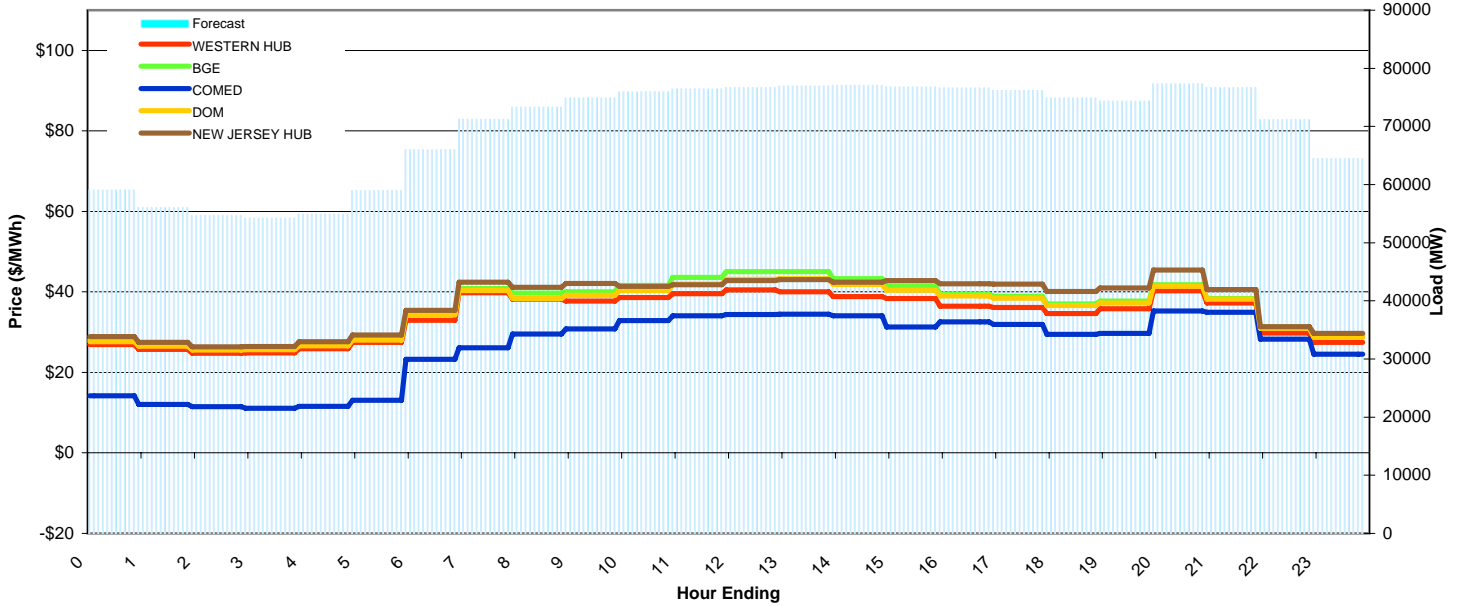
PJM Daily Report

5/6/2009

Price Color Codes: <=0 >=100 >=200

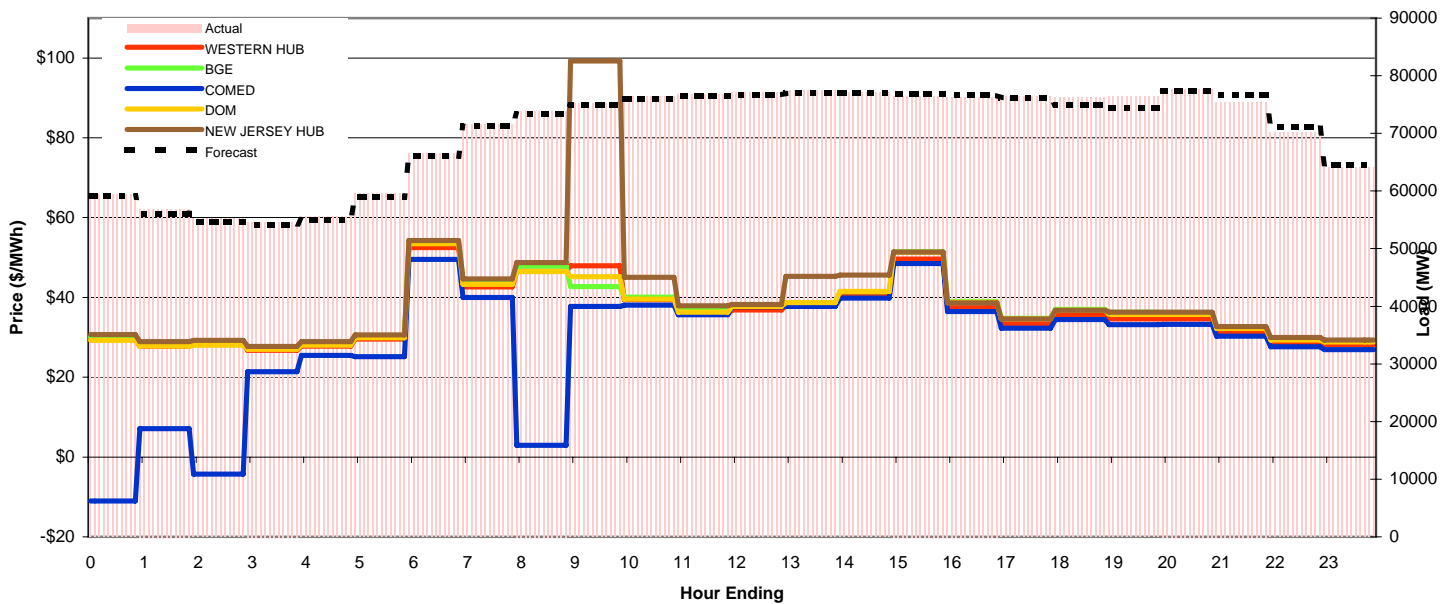
Day-Ahead Prices and Forecast Load

	HE1	HE2	HE3	HE4	HE5	HE6	HE7	HE8	HE9	HE10	HE11	HE12	HE13	HE14	HE15	HE16	HE17	HE18	HE19	HE20	HE21	HE22	HE23	HE24	avg all/peak
WESTERN HUB	26.90	25.73	24.80	24.86	25.92	27.44	32.96	39.83	38.24	37.70	38.58	39.54	40.51	40.07	38.82	38.34	36.49	36.11	34.65	35.83	40.28	37.29	29.75	27.49	34 / 38
BGE	28.205	26.941	25.922	25.971	27.085	28.695	34.819	40.834	39.689	40.016	41.605	43.593	45.002	45.03	43.298	41.486	39.478	38.922	37.02	37.764	41.752	38.378	31.262	29.119	36 / 40
COMED	14.151	12.016	11.466	11.094	11.573	13.044	23.252	26.134	29.526	30.778	32.868	34.105	34.408	34.459	34.036	31.287	32.575	31.924	29.469	29.719	35.256	34.908	28.268	24.488	26 / 32
DOM	27.648	26.486	25.54	25.621	26.625	28.056	34.279	40.327	38.398	39.166	40.349	41.952	43.129	43.291	41.875	40.455	39.014	38.48	36.583	37.267	41.348	38.23	30.999	28.723	36 / 39
NEW JERSEY HUB	28.92	27.44	26.39	26.43	27.59	29.27	35.41	42.43	41.10	42.06	41.42	41.76	42.85	43.06	42.38	42.79	42.05	41.90	40.09	41.01	45.45	40.61	31.37	29.73	37 / 41
DA Forecast	59.1	56.1	54.7	54.2	54.9	58.9	66.0	71.2	73.3	74.9	76.0	76.5	76.7	76.9	77.1	76.8	76.6	76.2	74.9	74.4	77.3	76.7	71.2	64.5	70 / 75



Preliminary Real-Time Prices with Forecasted and Actual System Load

	HE1	HE2	HE3	HE4	HE5	HE6	HE7	HE8	HE9	HE10	HE11	HE12	HE13	HE14	HE15	HE16	HE17	HE18	HE19	HE20	HE21	HE22	HE23	HE24	avg all/peak
WESTERN HUB	29.50	27.76	28.20	26.72	27.81	29.54	52.48	42.64	46.56	47.89	39.39	35.70	36.86	38.08	40.50	49.65	37.43	33.43	35.56	34.63	34.59	31.29	28.64	28.19	36 / 38
BGE	30.026	28.39	28.672	27.398	28.511	30.387	54.227	44.153	47.809	42.722	40.085	36.886	38.239	38.678	41.462	51.491	38.924	34.808	37.047	36.278	36.257	32.553	29.644	29.112	37 / 39
COMED	-11.02	7.1067	-4.309	21.348	25.47	25.113	49.51	39.999	2.9635	37.708	38.046	35.674	37.695	37.749	39.838	48.5	36.454	32.316	34.445	33.183	33.222	30.281	27.67	26.877	29 / 34
DOM	29.263	27.836	28.071	26.973	28.063	29.901	53.435	43.266	46.454	45.168	39.572	36.313	37.728	38.706	41.478	51.323	38.806	34.608	36.807	35.73	35.744	32.236	29.334	28.823	36 / 39
NEW JERSEY HUB	30.70	28.88	29.23	27.73	28.88	30.59	54.25	44.65	48.72	99.29	45.02	37.91	38.22	45.28	45.58	51.36	38.66	34.60	36.74	36.26	36.28	32.69	29.92	29.35	40 / 44
Percent Forecast	0.54	1.37	1.07	0.80	1.01	0.99	0.77	0.49	0.76	0.35	0.52	0.44	0.57	0.59	0.07	-0.39	-0.49	0.31	1.65	2.64	0.47	-1.58	-1.45	-0.61	
RTLload	59.394	56.831	55.258	54.634	55.505	59.536	66.527	71.565	73.903	75.159	76.378	76.811	77.117	77.4	77.118	76.497	76.266	76.412	76.182	76.397	77.7	75.466	70.146	64.066	



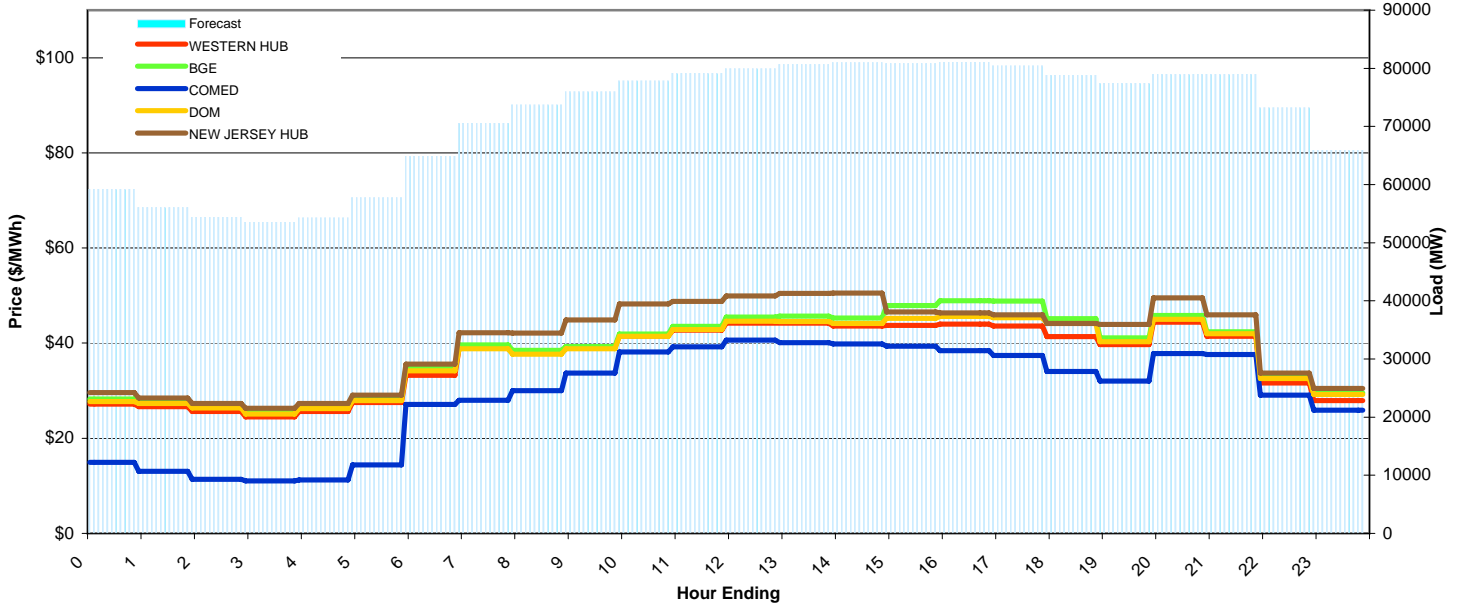
PJM Daily Report

5/7/2009

Price Color Codes: ≤0 ≥100 ≥200

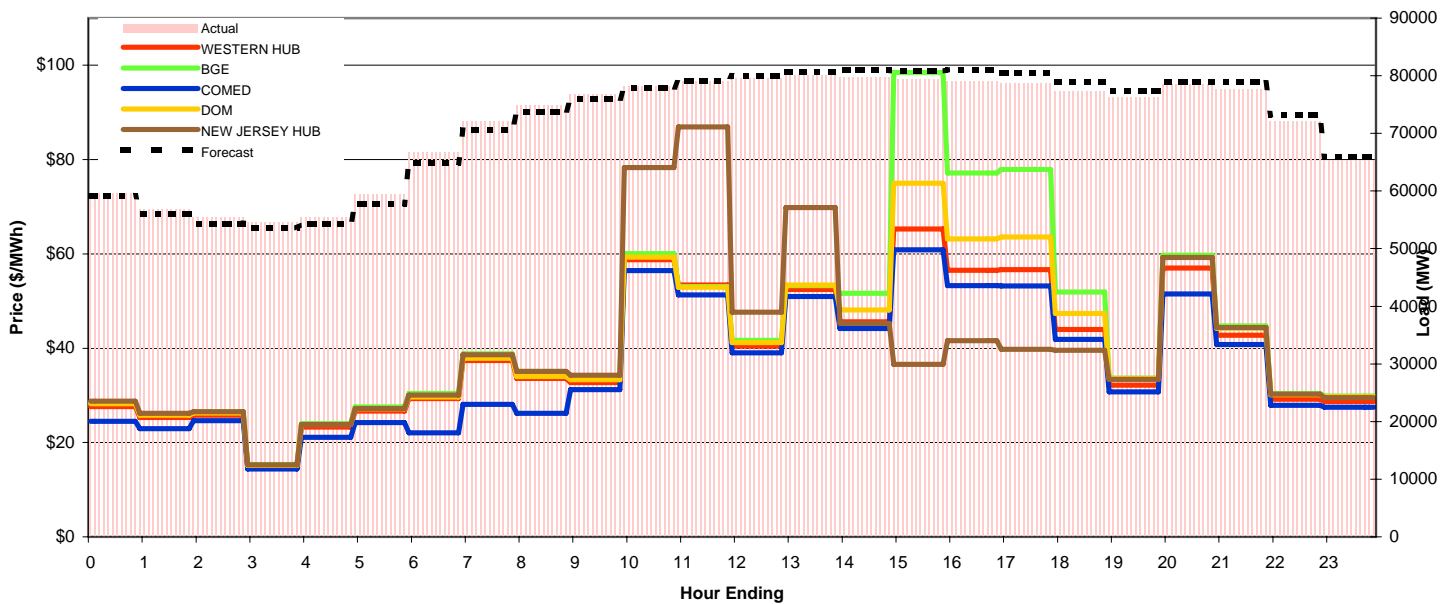
Day-Ahead Prices and Forecast Load

	HE1	HE2	HE3	HE4	HE5	HE6	HE7	HE8	HE9	HE10	HE11	HE12	HE13	HE14	HE15	HE16	HE17	HE18	HE19	HE20	HE21	HE22	HE23	HE24	avg all/peak
WESTERN HUB	27.16	26.66	25.66	24.48	25.66	27.49	33.25	38.89	38.10	39.06	41.52	42.71	44.22	44.17	43.60	43.76	43.97	43.59	41.37	39.71	44.38	41.45	31.65	27.89	37 / 41
BGE	28.229	27.697	26.676	25.413	26.641	28.612	34.733	39.617	38.466	39.316	41.882	43.5	45.477	45.69	45.25	47.93	48.939	48.823	45.15	41.074	45.831	42.38	32.833	29.558	38 / 43
COMED	14.912	13.025	11.398	11.04	11.221	14.366	27.124	28.004	30.028	33.711	38.161	39.192	40.626	40.124	39.855	39.36	38.426	37.385	34.05	32.003	37.837	37.641	29.076	25.911	29 / 36
DOM	27.707	27.321	26.344	25.088	26.263	27.948	34.152	38.792	37.655	38.812	41.469	42.884	44.631	44.543	44.141	45.213	45.583	45.359	44.146	40.327	45.012	41.98	32.565	29.176	37 / 42
NEW JERSEY HUB	29.60	28.44	27.30	26.29	27.29	29.07	35.58	42.16	42.09	44.89	48.24	48.80	49.90	50.49	50.51	46.56	46.33	45.93	44.16	43.92	49.53	45.98	33.72	30.49	40 / 46
DA Forecast	59.2	56.0	54.4	53.6	54.3	57.7	64.9	70.5	73.7	75.9	77.8	79.1	79.9	80.6	81.0	80.8	81.1	80.4	78.8	77.4	79.0	79.0	73.2	65.9	71 / 78



Preliminary Real-Time Prices with Forecasted and Actual System Load

	HE1	HE2	HE3	HE4	HE5	HE6	HE7	HE8	HE9	HE10	HE11	HE12	HE13	HE14	HE15	HE16	HE17	HE18	HE19	HE20	HE21	HE22	HE23	HE24	avg all/peak
WESTERN HUB	27.65	25.29	25.75	14.89	23.29	26.64	29.30	37.37	33.62	32.72	58.79	53.43	40.45	52.44	45.59	65.25	56.53	56.65	43.94	32.14	57.02	42.73	29.18	28.71	39 / 46
BGE	28.507	26.072	26.521	15.35	24.054	27.518	30.427	38.845	35.073	34.197	60.061	53.096	41.646	53.252	51.674	98.447	77.135	77.878	51.926	33.687	59.744	44.695	30.381	29.833	44 / 53
COMED	24.495	22.969	24.653	14.418	21.095	24.236	22.042	28.099	26.186	31.232	56.473	51.272	39.005	50.929	44.153	60.896	53.258	53.169	41.88	30.739	51.537	40.765	27.916	27.482	36 / 43
DOM	28.203	25.802	26.26	15.153	23.792	27.141	29.66	37.834	34.017	33.348	59.298	52.955	41.225	53.406	48.086	74.988	63.145	63.554	47.334	33.578	59.253	44.259	30.099	29.738	41 / 49
NEW JERSEY HUB	28.79	26.18	26.55	15.29	23.84	27.21	30.07	38.62	35.06	34.27	78.32	86.90	47.67	69.80	45.25	36.57	41.59	39.78	39.53	33.40	59.23	44.40	30.28	29.53	40 / 48
Percent Forecast	0.65	1.34	1.90	1.94	2.30	2.93	2.67	2.00	1.57	1.10	0.54	0.02	-0.53	-0.82	-1.44	-1.78	-2.50	-2.18	-1.92	-1.49	-0.60	-1.68	-1.51	-0.76	
RTLoad	59.545	56.776	55.433	54.636	55.543	59.471	66.7	71.985	74.865	76.791	78.237	79.145	79.504	79.99	79.798	79.388	79.082	78.692	77.338	76.233	78.482	77.658	72.137	65.385	



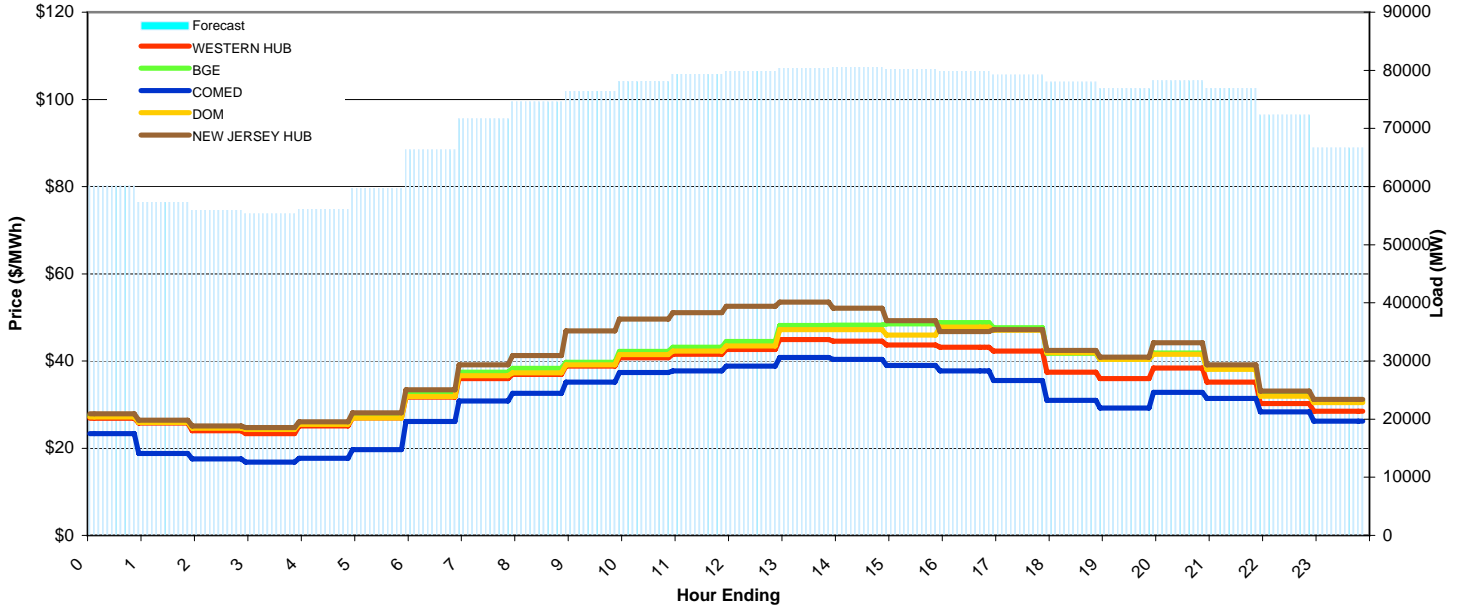
PJM Daily Report

5/8/2009

Price Color Codes: <=0 >=100 >=200

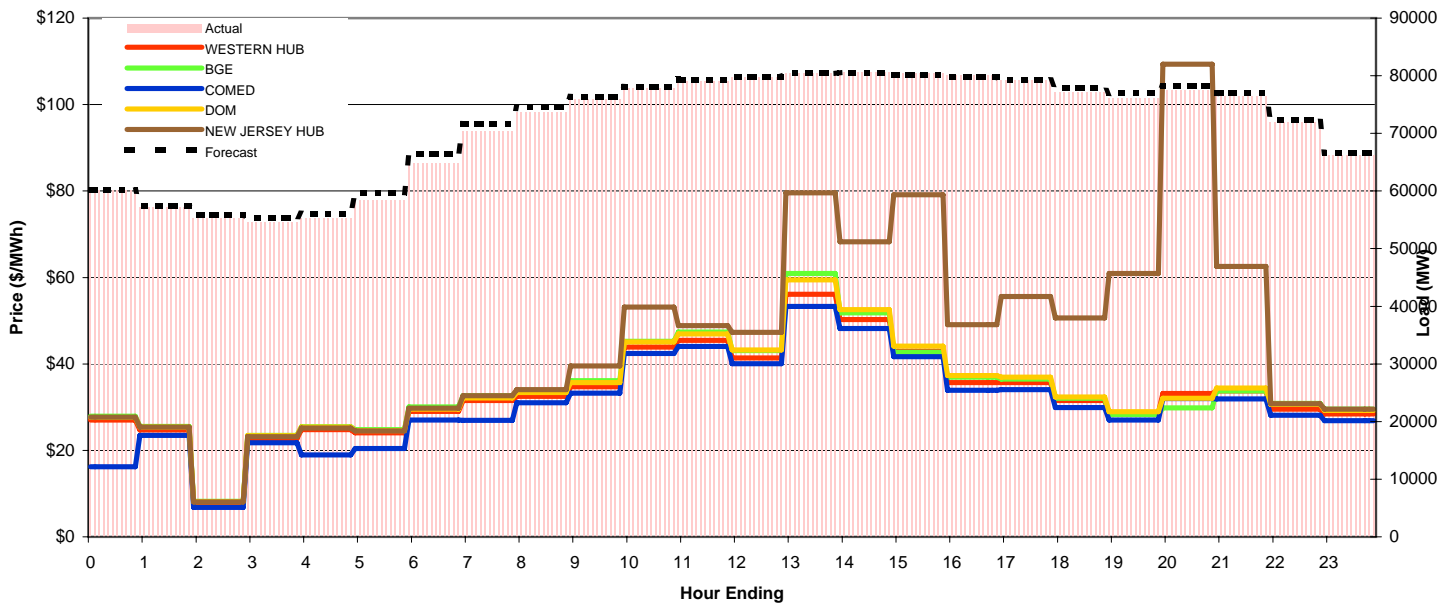
Day-Ahead Prices and Forecast Load

	HE1	HE2	HE3	HE4	HE5	HE6	HE7	HE8	HE9	HE10	HE11	HE12	HE13	HE14	HE15	HE16	HE17	HE18	HE19	HE20	HE21	HE22	HE23	HE24	avg all/peak
WESTERN HUB	26.89	25.79	24.00	23.35	25.07	26.95	31.68	35.99	36.91	38.80	40.75	41.51	42.64	44.89	44.58	43.64	43.14	42.28	37.44	35.96	38.36	35.19	30.23	28.46	35 / 40
BGE	27.609	26.302	24.882	24.511	25.849	27.626	32.673	37.447	38.28	39.731	42.198	43.151	44.471	48.163	48.248	48.53	48.83	47.667	41.76	40.341	41.87	38.26	32.194	30.763	38 / 43
COMED	23.325	18.821	17.572	16.822	17.702	19.692	26.156	30.814	32.571	35.187	37.337	37.721	38.795	40.772	40.387	38.96	37.691	35.51	30.977	29.229	32.815	31.405	28.365	26.221	30 / 35
DOM	27.126	25.926	24.62	24.268	25.489	26.931	31.847	36.614	37.319	39.1	41.456	42.245	43.415	47.172	47.162	45.971	47.809	47.056	41.888	40.394	41.577	38.118	31.896	30.482	37 / 42
NEW JERSEY HUB	27.88	26.45	25.08	24.73	26.09	28.10	33.42	39.09	41.25	46.92	49.64	51.10	52.57	53.53	52.10	49.25	46.76	47.17	42.41	40.87	44.18	39.10	33.09	31.19	40 / 46
DA Forecast	60.1	57.3	55.9	55.3	56.1	59.7	66.3	71.7	74.6	76.4	78.1	79.3	79.8	80.4	80.5	80.1	79.8	79.2	78.0	76.9	78.2	77.0	72.4	66.6	72 / 78



Preliminary Real-Time Prices with Forecasted and Actual System Load


	HE1	HE2	HE3	HE4	HE5	HE6	HE7	HE8	HE9	HE10	HE11	HE12	HE13	HE14	HE15	HE16	HE17	HE18	HE19	HE20	HE21	HE22	HE23	HE24	avg all/peak
WESTERN HUB	27.02	24.74	7.94	22.74	24.77	24.03	29.02	31.52	32.53	34.74	43.93	45.47	41.40	56.10	50.25	42.91	35.69	35.70	31.51	28.75	33.18	33.79	29.56	28.42	33 / 38
BGE	27.902	25.571	8.1903	23.459	25.483	24.813	30.027	32.671	33.935	36.124	45.254	47.353	43.078	60.896	51.8	42.734	36.908	36.469	32.074	28.253	29.843	33.773	30.891	29.574	34 / 39
COMED	16.242	23.485	6.7852	21.762	18.916	20.441	27.017	26.983	31.028	33.21	42.441	44.057	40.045	53.325	48.198	41.664	33.87	34.036	29.916	27.053	31.951	31.942	28.139	26.838	31 / 36
DOM	27.635	25.406	8.1377	23.385	25.36	24.584	29.534	32.141	33.399	35.699	45.05	46.91	43.26	59.424	52.552	44.144	37.29	36.924	32.331	28.919	32.088	34.424	30.635	29.26	34 / 39
NEW JERSEY HUB	27.67	25.35	8.11	23.17	25.15	24.47	29.73	32.61	34.04	39.56	53.17	48.85	47.31	79.60	68.27	79.11	49.08	55.59	50.63	60.93	109.32	62.54	30.83	29.51	46 / 56
Percent Forecast	0.13	-0.29	-1.14	-1.29	-1.58	-2.04	-2.52	-1.85	-1.21	-0.65	-0.35	-0.33	-0.22	0.00	0.04	0.38	0.41	-0.08	-1.05	-1.09	-0.87	-0.67	-0.52	-0.64	
RTLoad	60.184	57.159	55.294	54.608	55.216	58.477	64.714	70.352	73.689	75.929	77.822	79.069	79.674	80.374	80.573	80.436	80.116	79.16	77.165	76.099	77.522	76.449	71.973	66.208	



PJM Daily Report

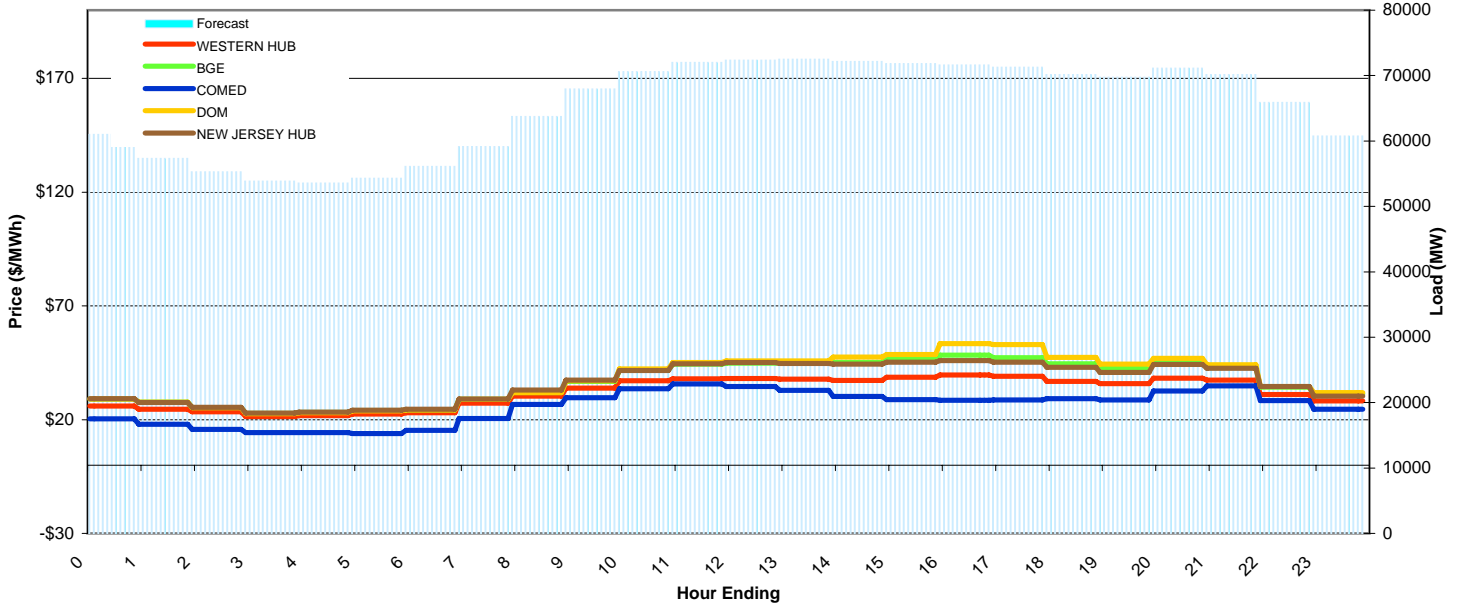
5/9/2009

Price Color Codes:



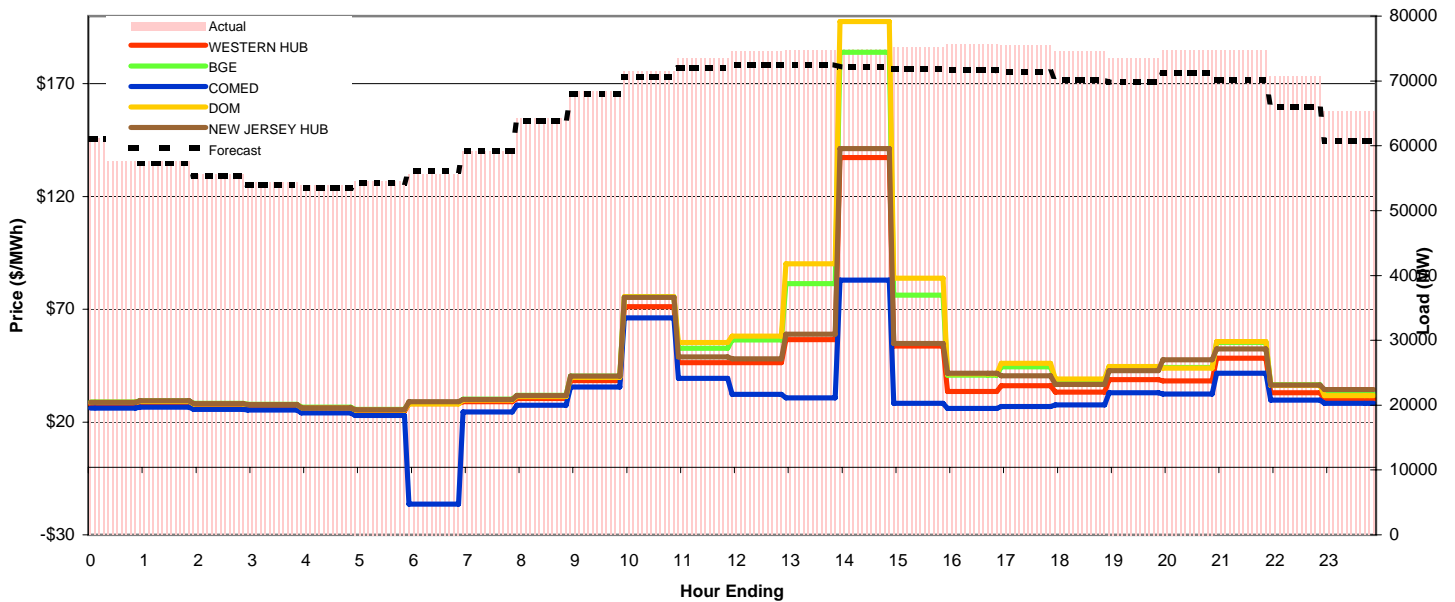
Day-Ahead Prices and Forecast Load

	HE1	HE2	HE3	HE4	HE5	HE6	HE7	HE8	HE9	HE10	HE11	HE12	HE13	HE14	HE15	HE16	HE17	HE18	HE19	HE20	HE21	HE22	HE23	HE24	avg all/peak
WESTERN HUB	25.95	24.60	23.45	21.37	21.83	22.45	22.99	27.27	30.33	33.80	37.03	37.94	38.02	37.85	37.29	38.70	39.66	39.14	36.81	35.82	38.29	37.38	31.06	28.24	32 / 36
BGE	29.044	27.678	25.294	22.728	23.163	23.985	24.338	28.941	31.847	36.75	41.783	44.418	44.803	44.78	45.177	46.69	48.36	47.3	44.601	42.69	45.5	43.112	34.249	31.339	37 / 42
COMED	20.369	17.955	15.685	14.28	14.314	13.952	15.237	20.441	26.676	29.661	33.639	35.727	34.562	32.924	30.226	28.817	28.564	28.591	29.221	28.707	32.645	34.798	28.359	24.546	26 / 30
DOM	29.012	27.744	25.257	22.665	23.097	23.886	24.266	28.936	31.833	37.153	42.305	45.156	45.836	45.869	47.517	48.636	53.407	53.02	47.315	44.405	46.914	44.18	34.508	31.855	38 / 44
NEW JERSEY HUB	29.18	27.47	25.35	22.93	23.38	24.12	24.62	29.10	33.03	37.33	41.65	44.53	45.15	44.72	44.44	45.32	45.97	45.21	42.97	40.80	44.32	42.57	34.62	30.38	36 / 41
DA Forecast	61.0	57.3	55.3	53.9	53.6	54.3	56.1	59.2	63.8	68.0	70.6	72.0	72.4	72.5	72.2	71.9	71.7	71.3	70.2	69.8	71.2	70.2	65.9	60.8	65 / 70



Preliminary Real-Time Prices with Forecasted and Actual System Load

	HE1	HE2	HE3	HE4	HE5	HE6	HE7	HE8	HE9	HE10	HE11	HE12	HE13	HE14	HE15	HE16	HE17	HE18	HE19	HE20	HE21	HE22	HE23	HE24	avg all/peak
WESTERN HUB	27.83	28.33	27.33	26.93	25.72	24.79	28.16	28.97	30.41	38.36	71.23	46.30	46.32	56.55	137.22	53.73	33.59	36.09	33.28	38.87	38.24	48.37	33.00	30.21	41 / 48
BGE	28.936	29.398	28.31	27.881	26.604	25.645	28.717	30.103	31.811	40.4	75.57	52.657	56.383	81.393	184.03	76.217	40.749	44.427	38.523	44.448	44.271	55.345	36.482	32.33	48 / 58
COMED	26.213	26.609	25.595	25.266	23.999	22.989	-16.38	24.481	27.477	35.554	66.233	39.452	32.322	30.683	82.918	28.348	26.027	26.845	27.602	32.973	32.424	41.621	29.79	28.302	31 / 37
DOM	28.678	29.167	28.101	27.704	26.387	25.4	28.02	29.737	31.342	39.745	75.622	55.225	58.051	90.119	197.62	83.725	41.431	46.034	39.17	44.669	43.959	55.756	36.319	31.666	50 / 61
NEW JERSEY HUB	28.79	29.40	28.23	27.68	26.39	25.46	28.99	29.98	31.73	40.31	75.22	48.87	48.03	59.02	141.27	54.89	41.60	40.52	36.74	42.81	47.64	52.39	36.42	34.44	44 / 52
Percent Forecast	0.20	0.87	0.60	0.83	0.48	0.48	-0.87	-0.09	0.70	0.57	1.21	1.94	2.88	2.90	3.66	4.41	5.20	5.51	5.86	5.10	4.83	6.01	6.68	6.82	
RTLload	61.151	57.833	55.618	54.33	53.823	54.583	55.656	59.121	64.202	68.371	71.469	73.448	74.52	74.656	74.891	75.168	75.589	75.472	74.54	73.526	74.768	74.661	70.652	65.243	



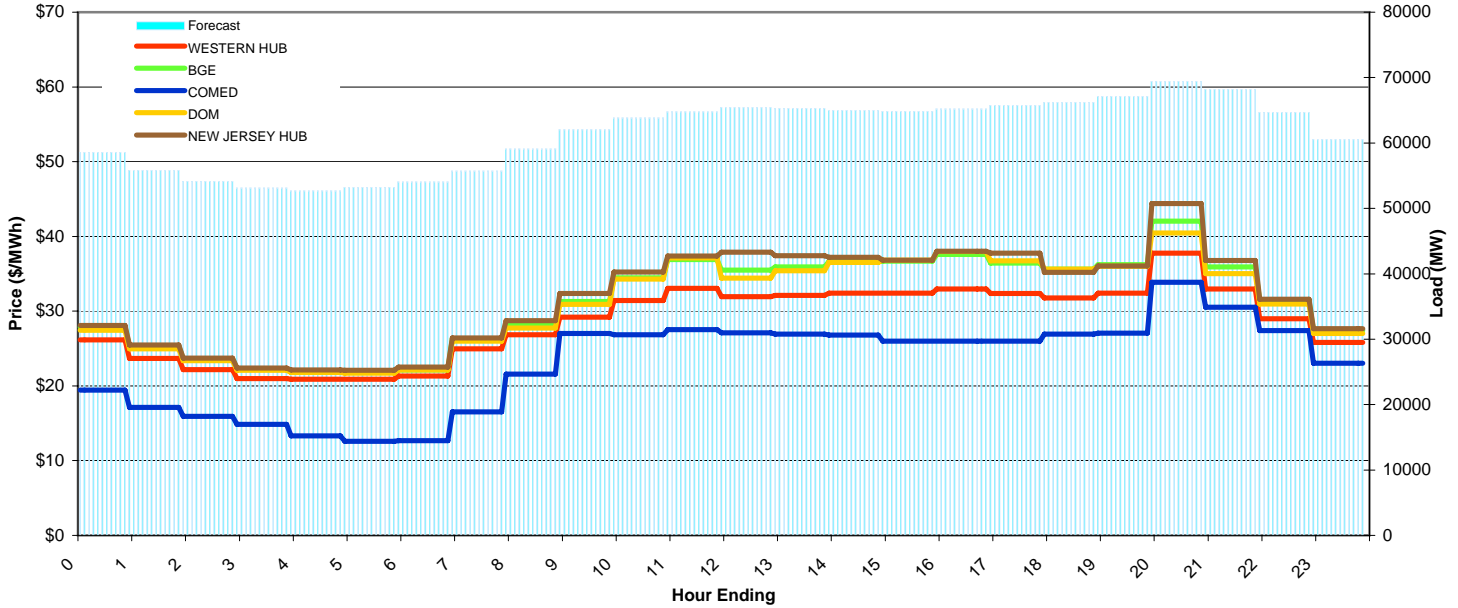
PJM Daily Report

5/10/2009

Price Color Codes: <=0 >=100 >=200

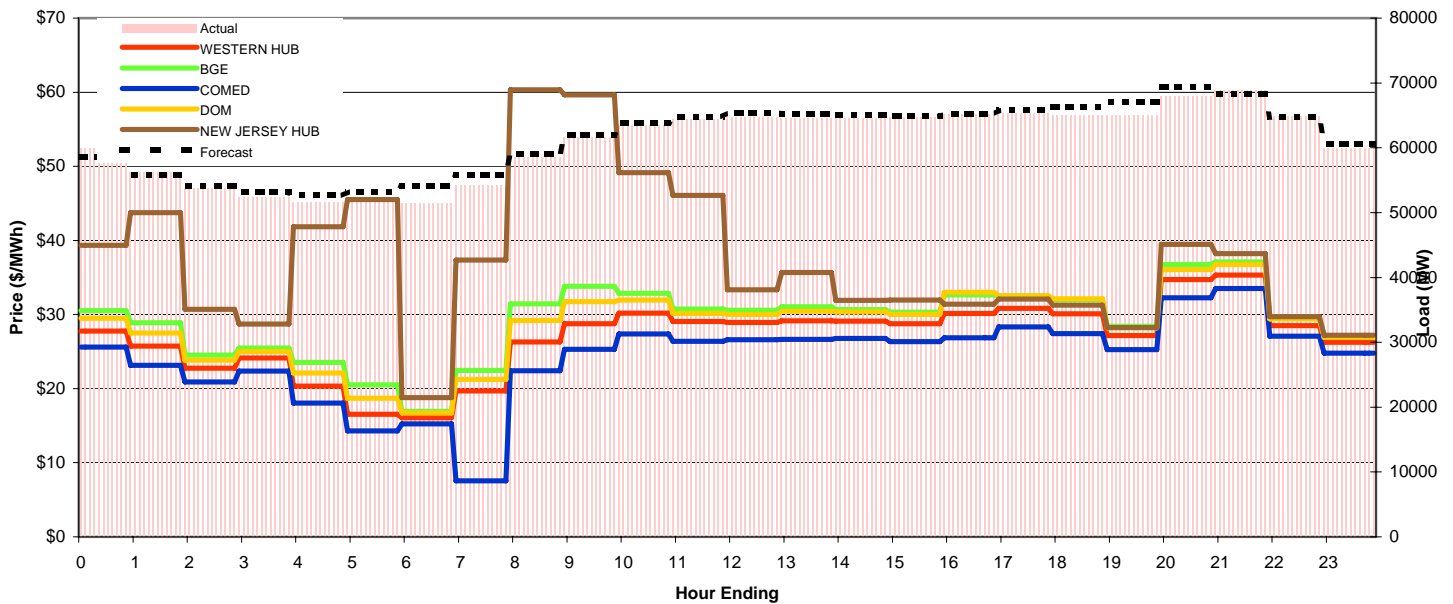
Day-Ahead Prices and Forecast Load

	HE1	HE2	HE3	HE4	HE5	HE6	HE7	HE8	HE9	HE10	HE11	HE12	HE13	HE14	HE15	HE16	HE17	HE18	HE19	HE20	HE21	HE22	HE23	HE24	avg all/peak
WESTERN HUB	26.16	23.69	22.18	20.97	20.91	20.88	21.30	24.94	26.82	29.19	31.43	33.06	31.93	32.11	32.41	32.42	32.97	32.38	31.78	32.40	37.75	32.98	28.97	25.80	29 / 31
BGE	27.88	25.321	23.649	22.314	22.048	21.901	22.14	26.344	28.298	31.311	34.445	36.923	35.498	35.932	36.657	36.674	37.586	36.436	35.613	36.207	42.035	35.912	31.35	27.462	31 / 35
COMED	19.451	17.13	15.944	14.864	13.3	12.567	12.656	16.527	21.566	26.996	26.827	27.516	27.111	26.943	26.785	26	26	26	26.941	27.047	33.883	30.522	27.407	23.021	23 / 27
DOM	27.458	24.952	23.368	22.097	21.788	21.694	22.143	25.978	27.744	30.905	34.277	37.123	34.416	35.425	36.519	36.808	37.956	36.718	35.642	36.006	40.468	35.009	30.935	27.029	31 / 34
NEW JERSEY HUB	28.09	25.46	23.72	22.39	22.13	22.10	22.53	26.43	28.71	32.36	35.25	37.37	37.90	37.43	37.22	36.80	38.02	37.74	35.19	36.07	44.38	36.78	31.61	27.64	32 / 36
DA Forecast	58.6	55.8	54.1	53.1	52.7	53.2	54.1	55.8	59.1	62.0	63.9	64.8	65.4	65.3	65.0	64.8	65.2	65.8	66.2	67.1	69.4	68.3	64.7	60.5	61 / 65



Preliminary Real-Time Prices with Forecasted and Actual System Load


	HE1	HE2	HE3	HE4	HE5	HE6	HE7	HE8	HE9	HE10	HE11	HE12	HE13	HE14	HE15	HE16	HE17	HE18	HE19	HE20	HE21	HE22	HE23	HE24	avg all/peak
WESTERN HUB	27.79	25.73	22.74	24.14	20.34	16.55	16.08	19.70	26.29	28.78	30.19	29.07	28.93	29.16	29.10	28.75	30.16	30.84	30.08	27.16	34.72	35.32	28.50	26.25	27 / 29
BGE	30.527	28.907	24.534	25.481	23.551	20.529	16.947	22.441	31.417	33.817	32.872	30.757	30.585	31.062	30.652	30.332	32.642	32.519	32.006	28.431	36.733	37.106	29.674	27.13	29 / 31
COMED	25.589	23.167	20.887	22.367	18.035	14.281	15.244	7.5573	22.396	25.307	27.391	26.391	26.58	26.638	26.754	26.357	26.842	28.319	27.416	25.241	32.252	33.5	27.069	24.766	24 / 26
DOM	29.489	27.522	23.827	25.002	22.106	18.712	16.726	21.235	29.21	31.723	31.94	30.134	30.027	30.446	30.347	30.029	32.991	32.502	32.111	28.188	36.074	36.731	29.424	26.888	28 / 31
NEW JERSEY HUB	39.35	43.73	30.69	28.70	41.86	45.50	18.77	37.37	60.35	59.64	49.15	46.08	33.35	35.65	31.92	31.97	31.38	32.10	31.26	28.24	39.49	38.23	29.73	27.21	37 / 38
Percent Forecast	2.05	0.62	-0.58	-1.58	-2.17	-3.30	-5.01	-2.96	-1.02	-0.57	-0.62	-0.64	-1.15	-1.11	-0.70	-0.21	-0.19	-0.55	-1.82	-3.23	-2.09	0.80	0.20	-0.96	
RTLoad	59.865	56.194	53.802	52.309	51.556	51.517	51.488	54.153	58.501	61.695	63.462	64.365	64.661	64.548	64.527	64.703	65.096	65.41	65.058	65.023	67.994	68.805	64.844	59.956	



PJM Daily Report

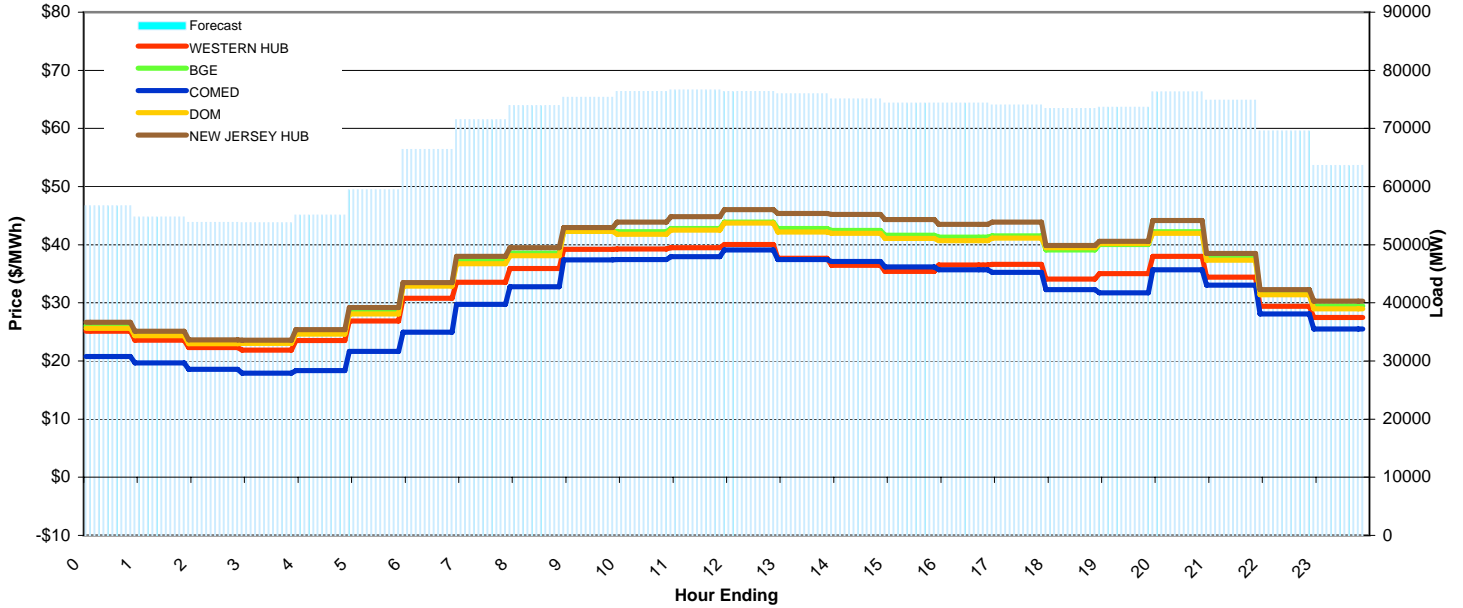
5/11/2009

Price Color Codes:



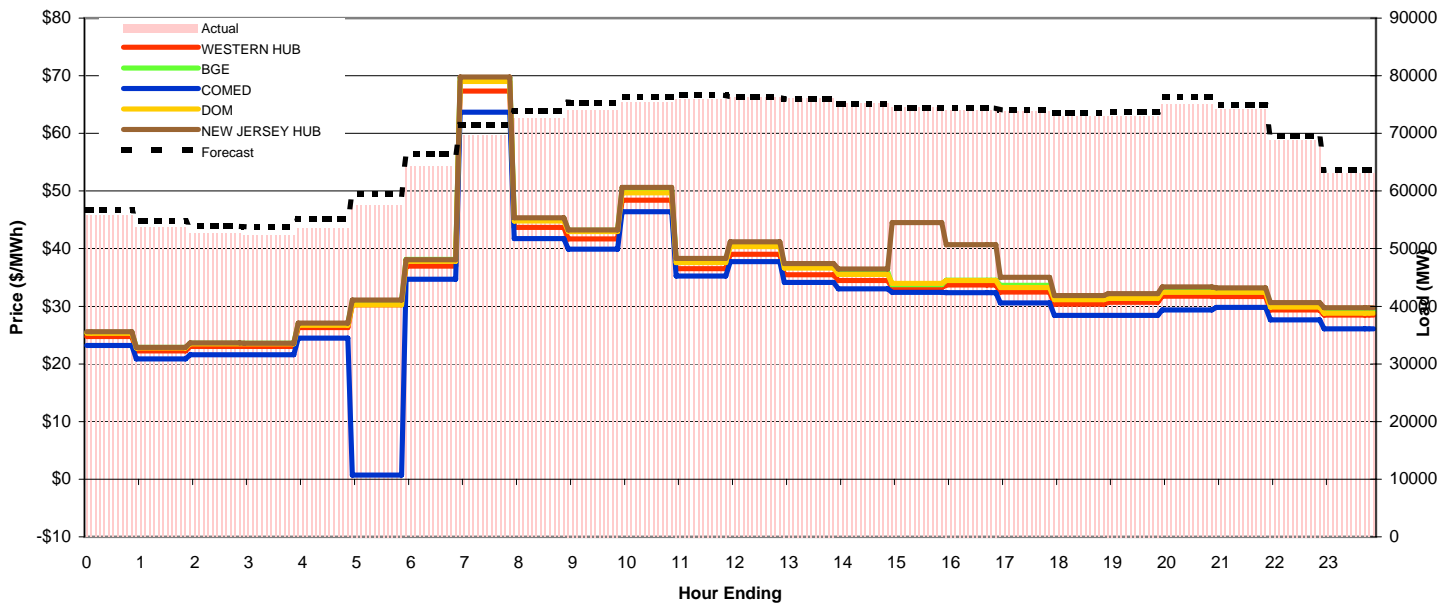
Day-Ahead Prices and Forecast Load

	HE1	HE2	HE3	HE4	HE5	HE6	HE7	HE8	HE9	HE10	HE11	HE12	HE13	HE14	HE15	HE16	HE17	HE18	HE19	HE20	HE21	HE22	HE23	HE24	avg all/peak
WESTERN HUB	25.13	23.59	22.29	21.86	23.50	26.86	30.77	33.53	35.92	39.23	39.29	39.46	40.05	37.65	36.48	35.42	36.53	36.62	34.10	35.02	37.98	34.43	29.44	27.50	35 / 36
BGE	26.04	24.636	23.235	23.211	24.951	28.689	33.241	37.218	38.568	42.346	42.239	42.781	43.901	42.786	42.445	41.608	41.299	41.544	39.085	40.042	42.242	37.596	31.496	29.444	36 / 40
COMED	20.784	19.647	18.565	17.929	18.34	21.67	24.931	29.75	32.778	37.391	37.437	37.934	39.128	37.452	37.104	36.177	35.673	35.275	32.278	31.735	35.678	33.041	28.11	25.498	30 / 35
DOM	25.609	24.322	22.99	23.003	24.642	28.118	32.882	36.717	38.135	42.269	41.799	42.5	43.746	42.191	41.946	41.062	40.72	41.162	39.465	40.193	41.99	37.334	31.422	28.969	36 / 40
NEW JERSEY HUB	26.68	25.11	23.61	23.61	25.40	29.18	33.50	38.01	39.50	42.96	43.90	44.83	46.03	45.35	45.22	44.32	43.50	43.89	39.84	40.58	44.16	38.52	32.30	30.27	37 / 42
DA Forecast	56.7	54.7	53.8	53.8	55.1	59.4	66.4	71.5	73.9	75.3	76.3	76.6	76.3	76.0	75.1	74.4	74.4	74.0	73.4	73.7	76.3	74.9	69.6	63.6	69 / 74



Preliminary Real-Time Prices with Forecasted and Actual System Load

	HE1	HE2	HE3	HE4	HE5	HE6	HE7	HE8	HE9	HE10	HE11	HE12	HE13	HE14	HE15	HE16	HE17	HE18	HE19	HE20	HE21	HE22	HE23	HE24	avg all/peak
WESTERN HUB	24.77	22.28	23.02	23.01	26.29	30.27	36.95	67.35	43.69	41.70	48.42	36.55	39.03	35.46	34.46	33.26	33.69	32.47	30.39	30.70	31.77	31.69	29.36	28.49	34 / 37
BGE	25.504	22.891	23.613	23.592	26.962	30.812	38.124	69.613	45.165	43.175	50.17	37.973	40.806	36.985	35.946	33.763	34.55	33.626	31.581	31.9	33.022	32.859	30.301	29.25	35 / 39
COMED	23.18	20.854	21.604	21.603	24.483	0.7009	34.715	63.701	41.722	39.901	46.42	35.273	37.753	34.117	33.011	32.393	32.341	30.574	28.41	28.434	29.341	29.831	27.653	26.087	31 / 36
DOM	25.296	22.739	23.469	23.48	26.724	30.231	37.777	69.028	44.808	42.953	49.674	37.599	40.359	36.611	35.548	33.965	34.488	33.269	31.154	31.364	32.421	32.429	29.888	28.802	35 / 38
NEW JERSEY HUB	25.57	22.89	23.63	23.62	27.10	31.10	38.07	69.79	45.33	43.25	50.64	38.33	41.21	37.41	36.44	44.54	40.71	35.05	31.87	32.17	33.35	33.19	30.67	29.78	36 / 40
Percent Forecast	-1.72	-2.01	-2.35	-2.77	-3.11	-3.23	-3.24	-2.69	-1.84	-1.73	-1.33	-0.88	-0.19	0.20	0.12	0.14	-0.39	-0.36	-0.74	-0.91	-1.71	-0.92	-1.02	-0.95	
RTLload	55.741	53.666	52.596	52.328	53.444	57.566	64.277	69.644	72.582	74.069	75.34	75.951	76.189	76.111	75.195	74.485	74.085	73.772	72.905	73.003	75.003	74.188	68.861	63.009	



PJM Daily Report

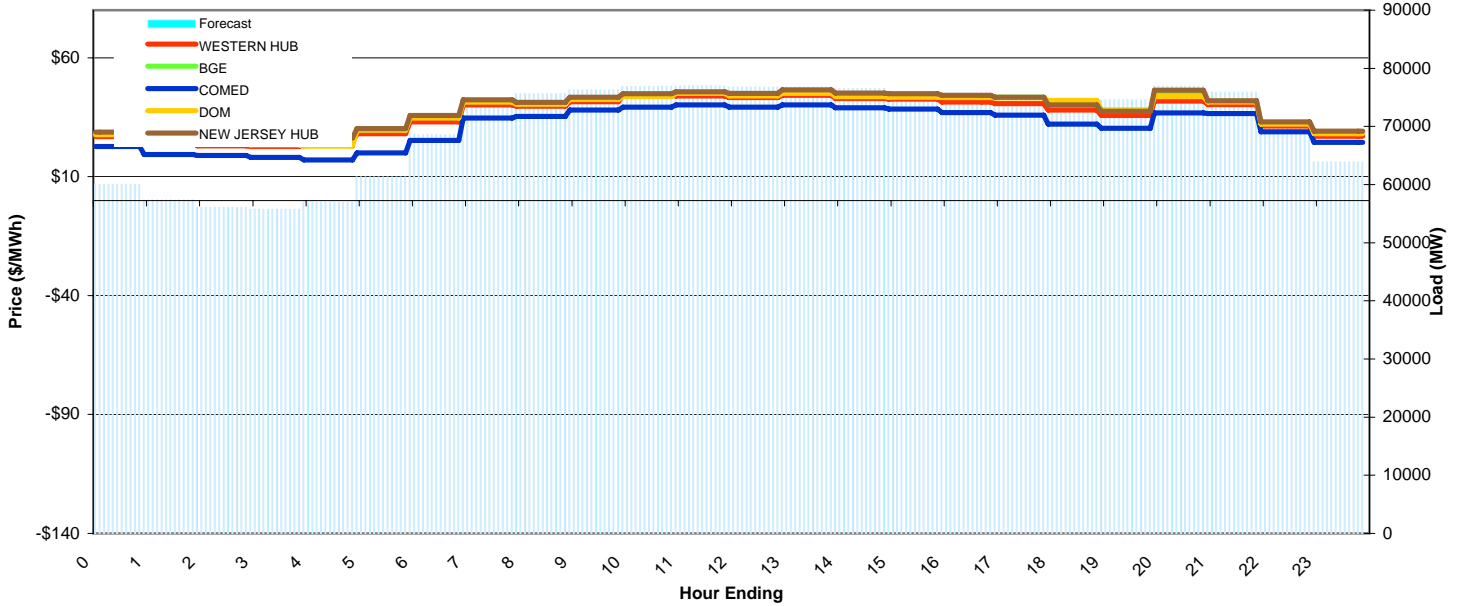
5/12/2009

Price Color Codes:

≤0	≥100	≥200
----	------	------

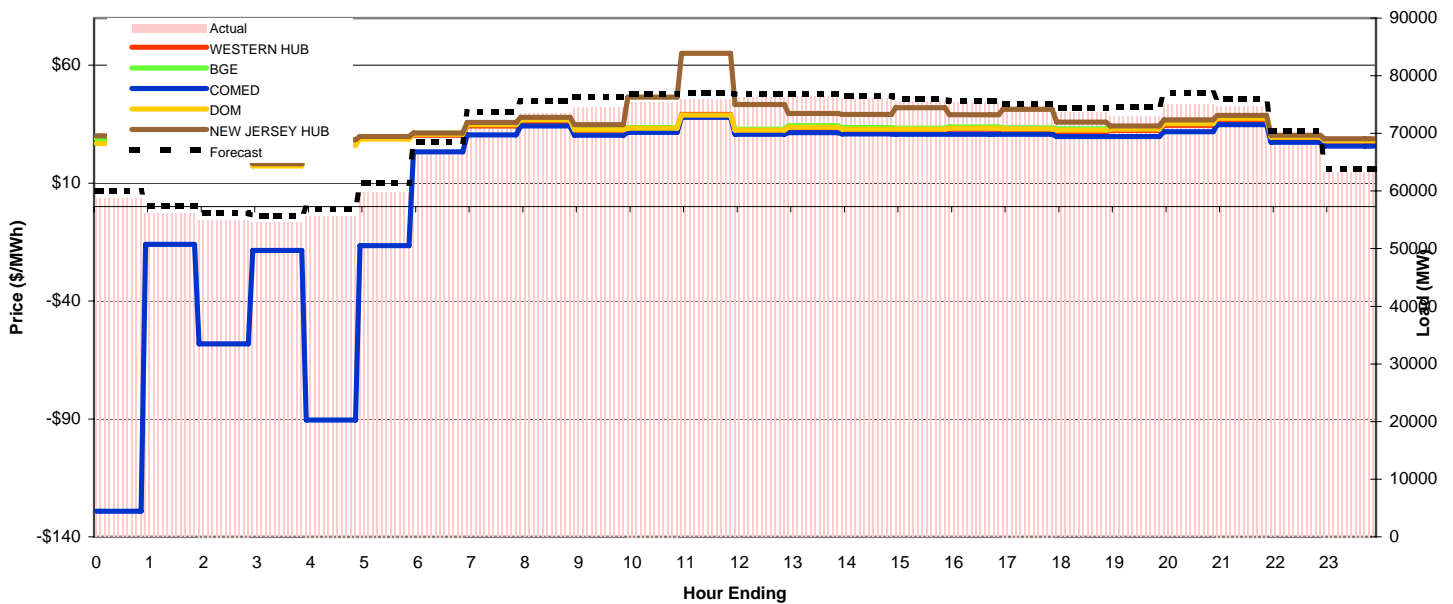
Day-Ahead Prices and Forecast Load

	HE1	HE2	HE3	HE4	HE5	HE6	HE7	HE8	HE9	HE10	HE11	HE12	HE13	HE14	HE15	HE16	HE17	HE18	HE19	HE20	HE21	HE22	HE23	HE24	avg all/peak
WESTERN HUB	26.83	24.53	22.91	22.62	24.41	28.01	33.00	40.22	39.68	41.58	44.21	43.99	43.33	44.25	42.81	42.62	41.37	40.71	38.00	35.79	41.84	40.28	31.30	26.94	36 / 41
BGE	28.092	25.178	24.059	23.694	24.862	29.657	35.034	41.46	40.688	42.769	44.348	45.433	44.611	45.768	44.332	44.095	43.877	43.443	41.53	37.972	44.83	41.682	32.531	28.588	37 / 42
COMED	22.63	19.327	18.852	18.051	16.999	19.955	25.223	34.608	35.394	37.961	39.201	40.184	39.286	40.137	38.989	38.484	36.893	35.827	32.066	30.409	36.774	36.567	28.855	24.489	31 / 36
DOM	27.68	24.117	23.735	23.308	22.864	29.541	34.624	41.341	40.41	42.423	43.695	44.95	43.992	45.071	43.729	43.441	43.31	43.113	42.007	37.732	43.677	41.394	32.093	28.049	37 / 42
NEW JERSEY HUB	28.80	26.15	24.55	24.22	26.37	30.15	35.68	42.36	41.27	43.34	44.93	45.75	44.96	46.47	45.15	44.87	44.18	43.44	40.14	37.49	46.33	41.86	33.10	29.17	38 / 43
DA Forecast	60.0	57.3	56.1	55.7	56.9	61.3	68.6	73.7	75.6	76.3	76.9	77.0	76.8	76.8	76.5	75.9	75.7	75.2	74.4	74.6	77.0	75.9	70.4	63.9	70 / 76



Preliminary Real-Time Prices with Forecasted and Actual System Load

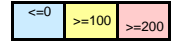
	HE1	HE2	HE3	HE4	HE5	HE6	HE7	HE8	HE9	HE10	HE11	HE12	HE13	HE14	HE15	HE16	HE17	HE18	HE19	HE20	HE21	HE22	HE23	HE24	avg all/peak
WESTERN HUB	29.37	28.08	25.83	17.72	27.82	29.03	30.35	34.32	36.22	32.18	33.25	39.16	32.30	33.37	32.64	32.58	32.92	32.75	32.01	32.31	34.60	36.86	29.07	27.75	31 / 34
BGE	28.7	28.281	25.609	17.8	27.482	29.399	31.157	35.33	37.318	33.093	33.529	38.634	32.884	34.375	33.552	33.262	33.918	33.435	33.055	33.559	35.948	38.13	30.009	28.465	32 / 34
COMED	-129.2	-15.95	-58.1	-18.59	-90.45	-16.54	23.31	30.42	34.317	30.297	31.584	37.951	30.789	31.424	30.912	30.773	30.758	30.753	29.809	29.831	31.838	34.753	27.301	25.77	9 / 31
DOM	26.85	27.456	24.326	17.3	26.08	28.72	30.787	34.856	36.799	32.633	33.248	38.899	32.512	33.74	32.968	32.877	33.372	33.091	32.531	32.969	35.165	37.58	29.56	28.052	31 / 34
NEW JERSEY HUB	30.03	29.01	26.56	18.19	28.47	29.80	31.30	35.69	37.91	34.79	46.47	65.08	43.32	39.58	39.09	41.98	38.98	41.28	35.88	34.22	36.81	38.73	30.34	28.79	36 / 40
Percent Forecast	-2.32	-2.16	-2.09	-2.18	-2.25	-2.50	-3.53	-3.47	-3.01	-2.43	-1.94	-1.51	-0.83	-0.49	-0.58	-0.57	-0.45	-0.59	-1.03	-2.22	-2.70	-1.56	-1.69	-0.93	
RTLload	58.675	56.118	54.966	54.551	55.692	59.845	66.246	71.236	73.413	74.473	75.449	75.878	76.177	76.391	76.057	75.502	75.333	74.744	73.625	72.955	74.96	74.737	69.222	63.317	



PJM Daily Report

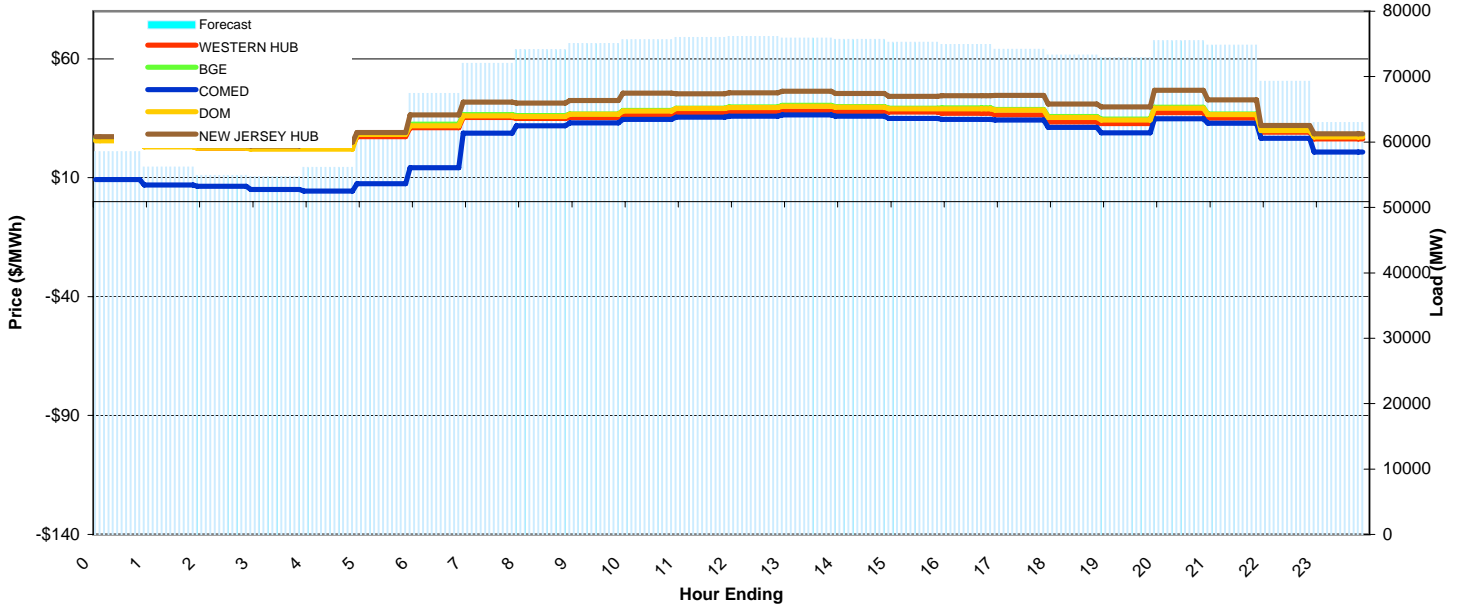
5/13/2009

Price Color Codes:



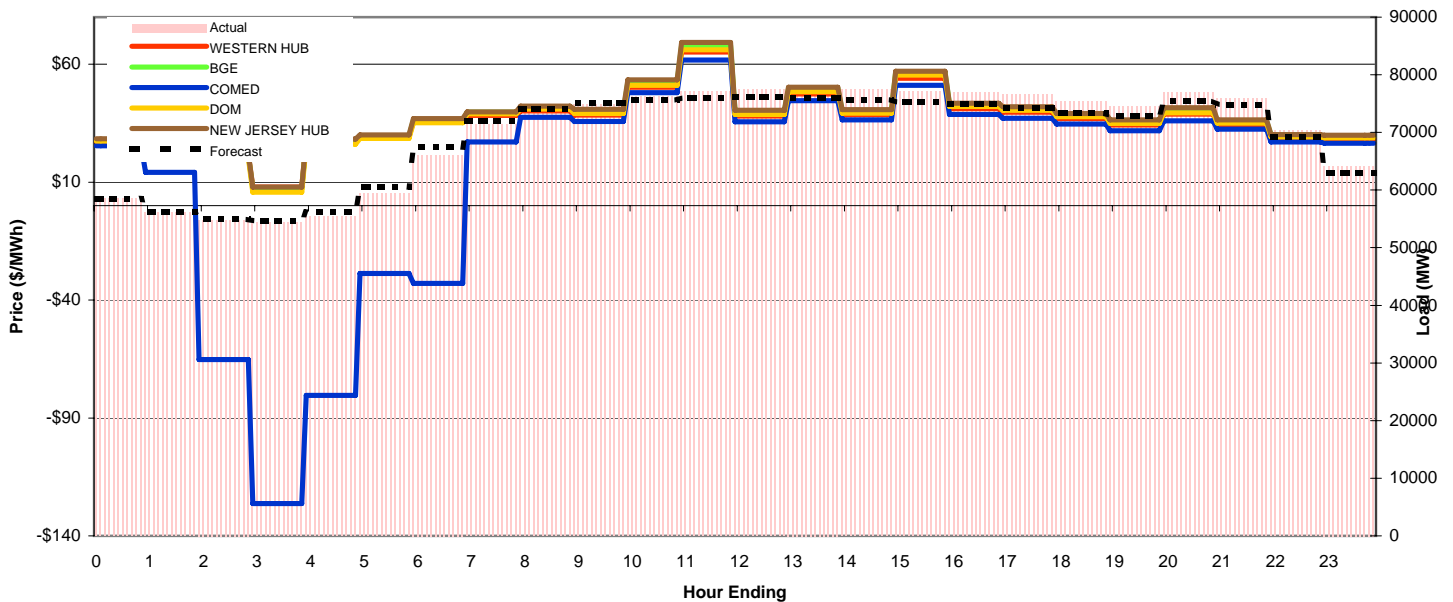
Day-Ahead Prices and Forecast Load

	HE1	HE2	HE3	HE4	HE5	HE6	HE7	HE8	HE9	HE10	HE11	HE12	HE13	HE14	HE15	HE16	HE17	HE18	HE19	HE20	HE21	HE22	HE23	HE24	avg all/peak
WESTERN HUB	26.26	23.68	22.42	22.24	23.33	27.22	31.04	35.34	34.95	35.15	36.35	37.26	37.67	38.07	37.77	37.55	37.05	36.47	33.51	32.75	37.32	35.02	29.11	26.31	32 / 36
BGE	26.486	23.745	22.916	22.763	23.743	28.538	32.48	36.479	36.074	36.778	38.223	39.251	39.831	40.427	39.939	39.166	39.356	38.678	35.695	34.701	39.626	36.802	30.293	27.78	34 / 38
COMED	9.2825	6.9686	6.4399	5.0949	4.3731	7.4209	14.253	28.732	31.851	33.069	34.579	35.457	35.885	36.353	35.874	34.917	34.587	34.209	31.158	28.807	34.76	32.882	26.616	20.843	25 / 33
DOM	25.561	22.966	22.425	22.025	21.945	28.154	31.887	36.027	35.769	36.612	37.996	39.051	39.482	39.983	39.65	38.941	39	38.48	35.375	34.213	39.184	36.58	29.858	27.063	33 / 37
NEW JERSEY HUB	27.27	24.39	23.47	23.40	24.94	29.04	36.46	41.81	41.37	42.41	45.60	45.26	45.65	46.33	45.46	44.28	44.43	44.64	41.04	39.80	46.83	42.75	31.92	28.52	38 / 43
DA Forecast	58.5	56.2	54.9	54.7	56.1	60.5	67.4	72.0	74.1	75.1	75.6	76.0	76.1	75.9	75.7	75.3	74.9	74.2	73.3	72.9	75.5	74.8	69.3	63.0	69 / 74



Preliminary Real-Time Prices with Forecasted and Actual System Load

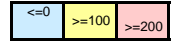
	HE1	HE2	HE3	HE4	HE5	HE6	HE7	HE8	HE9	HE10	HE11	HE12	HE13	HE14	HE15	HE16	HE17	HE18	HE19	HE20	HE21	HE22	HE23	HE24	avg all/peak
WESTERN HUB	27.35	24.57	21.69	7.97	27.63	29.23	35.76	38.32	40.25	38.53	50.29	65.15	38.10	47.45	38.54	54.11	41.22	39.69	36.97	34.24	38.90	34.43	28.72	28.48	36 / 42
BGE	27.963	25.032	21.478	7.0861	27.361	29.483	36.313	39.639	41.766	40.07	52.304	67.889	39.768	49.588	40.298	56.595	43.145	41.464	38.618	35.758	40.624	35.936	29.906	29.452	37 / 43
COMED	25.461	14.201	-65.23	-126.3	-80.41	-28.67	-32.97	27.126	37.508	35.723	47.986	61.826	35.567	44.634	36.37	51.077	38.702	37.086	34.699	31.877	36.034	32.481	27.078	26.485	15 / 38
DOM	27.536	24.638	20.491	5.7733	26.07	28.563	35.193	39.006	41.011	39.142	51.122	66.161	38.739	48.419	39.349	55.41	42.186	40.557	37.827	34.913	39.473	35.095	29.255	28.833	36 / 42
NEW JERSEY HUB	28.39	25.42	22.20	7.90	28.26	30.05	36.92	39.88	42.26	40.91	53.36	69.28	40.54	50.32	40.81	57.07	43.54	41.93	39.08	36.40	41.55	36.43	30.23	29.87	38 / 44
Percent Forecast	0.08	-0.22	-0.22	-0.66	-1.33	-1.87	-2.04	-0.94	-0.70	-0.20	0.79	1.47	1.64	2.39	2.22	2.33	2.61	3.20	2.69	2.15	1.90	1.38	1.45	1.91	
RTLload	58.576	56.059	54.774	54.332	55.386	59.36	66.076	71.367	73.606	74.902	76.245	77.138	77.399	77.737	77.396	77.046	76.897	76.629	75.334	74.52	76.936	75.87	70.325	64.209	



PJM Daily Report

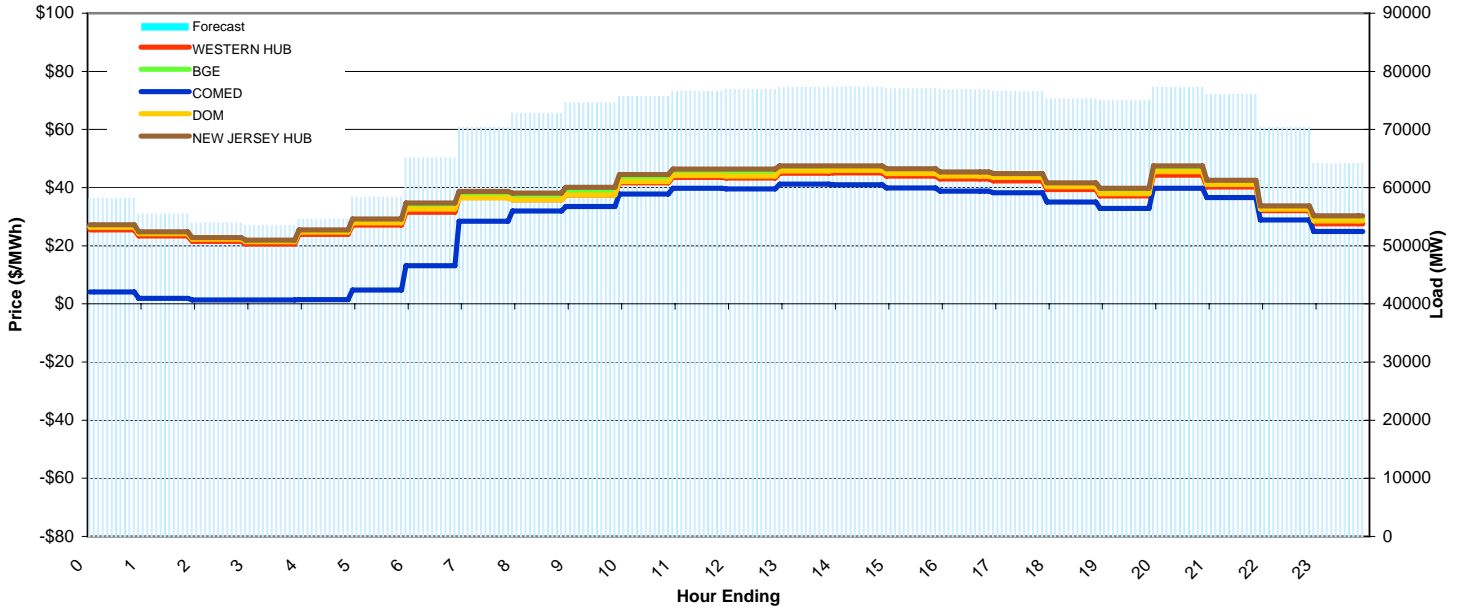
5/14/2009

Price Color Codes:



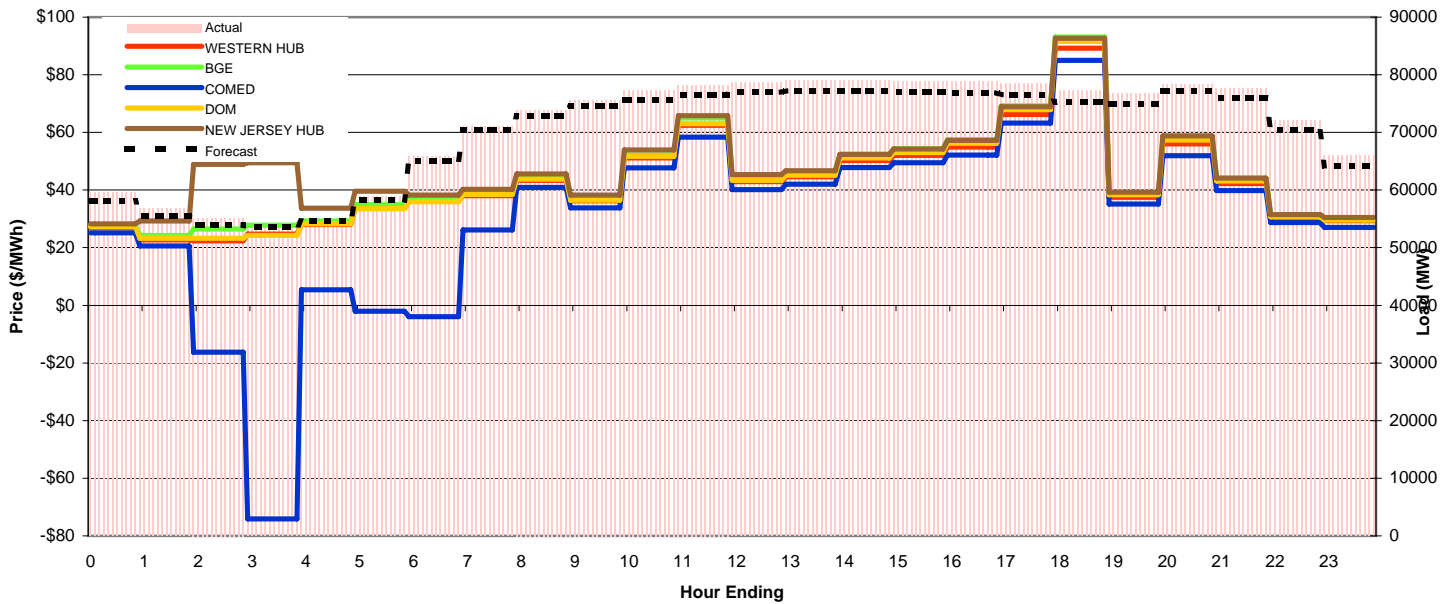
Day-Ahead Prices and Forecast Load

	HE1	HE2	HE3	HE4	HE5	HE6	HE7	HE8	HE9	HE10	HE11	HE12	HE13	HE14	HE15	HE16	HE17	HE18	HE19	HE20	HE21	HE22	HE23	HE24	avg all/peak
WESTERN HUB	25.51	23.36	21.45	20.59	23.92	27.13	31.51	36.58	35.78	37.42	41.65	43.48	43.27	44.90	45.06	44.01	42.93	42.36	39.31	37.11	44.26	40.25	32.03	27.52	35 / 41
BGE	26.759	24.477	22.502	21.639	24.976	28.469	33.346	37.631	36.918	38.599	43.19	45.291	45.234	46.839	46.965	45.99	44.97	44.385	40.96	38.923	46.486	41.751	33.166	29.367	37 / 42
COMED	4.1596	1.8685	1.3939	1.3787	1.4317	4.8102	13.188	28.448	31.983	33.555	37.834	39.747	39.586	41.159	41.038	39.872	38.778	38.192	35.072	32.843	39.728	36.552	28.887	24.972	27 / 36
DOM	26.335	24.172	22.275	21.437	24.671	27.843	32.671	36.53	35.844	37.424	42.058	44.178	43.954	45.673	45.944	44.896	43.982	43.501	40.284	37.956	45.5	41.144	32.614	28.521	36 / 41
NEW JERSEY HUB	27.25	24.84	22.85	21.98	25.42	29.16	34.67	38.72	38.16	40.09	44.56	46.37	46.36	47.47	47.44	46.50	45.44	44.87	41.61	39.82	47.48	42.51	33.78	30.34	38 / 43
DA Forecast	58.1	55.5	53.9	53.5	54.6	58.3	65.1	70.3	72.8	74.6	75.7	76.6	76.9	77.2	77.3	77.0	76.9	76.5	75.3	75.0	77.2	76.0	70.4	64.2	70 / 75



Preliminary Real-Time Prices with Forecasted and Actual System Load

	HE1	HE2	HE3	HE4	HE5	HE6	HE7	HE8	HE9	HE10	HE11	HE12	HE13	HE14	HE15	HE16	HE17	HE18	HE19	HE20	HE21	HE22	HE23	HE24	avg all/peak
WESTERN HUB	26.97	22.69	22.42	24.72	27.99	33.58	36.35	38.09	43.37	36.26	51.18	62.44	42.96	44.59	50.21	52.05	54.94	66.25	69.23	37.46	56.02	42.30	30.24	29.34	43 / 50
BGE	27.796	24.225	26.48	27.791	29.281	34.972	37.214	39.474	44.982	37.618	52.142	64.984	44.818	46.492	52.42	54.326	57.423	69.228	93.158	39.192	58.736	44.111	31.391	30.327	45 / 52
COMED	25.135	20.555	-16.28	-74.06	5.3547	-2.032	-3.942	26.173	40.898	33.848	47.746	58.379	40.135	42.006	47.793	49.5	52.098	63.255	84.971	35.16	51.906	39.783	28.757	27.084	30 / 46
DOM	27.304	23.264	23.31	24.296	28.258	33.651	35.982	38.465	43.866	36.537	51.688	62.976	43.332	45.139	51.171	53.062	56.196	67.918	91.547	38.359	57.396	43.129	30.732	29.598	43 / 51
NEW JERSEY HUB	28.27	29.31	48.88	49.44	33.76	39.57	38.22	40.29	45.62	38.28	53.92	65.84	45.39	46.72	52.36	54.28	57.30	68.93	92.69	39.22	58.79	44.19	31.51	30.53	47 / 52
Percent Forecast	2.46	2.34	2.19	1.36	0.79	0.90	1.08	0.98	1.51	1.41	2.15	2.15	2.12	2.24	2.27	2.31	2.52	2.53	2.54	2.34	1.42	2.18	2.34	2.79	
RTLoad	59.572	56.828	55.154	54.257	55.001	58.852	65.828	71.019	73.895	75.64	77.349	78.231	78.596	79.004	79.052	78.854	78.856	78.518	77.222	76.764	78.317	77.699	72.042	65.997	



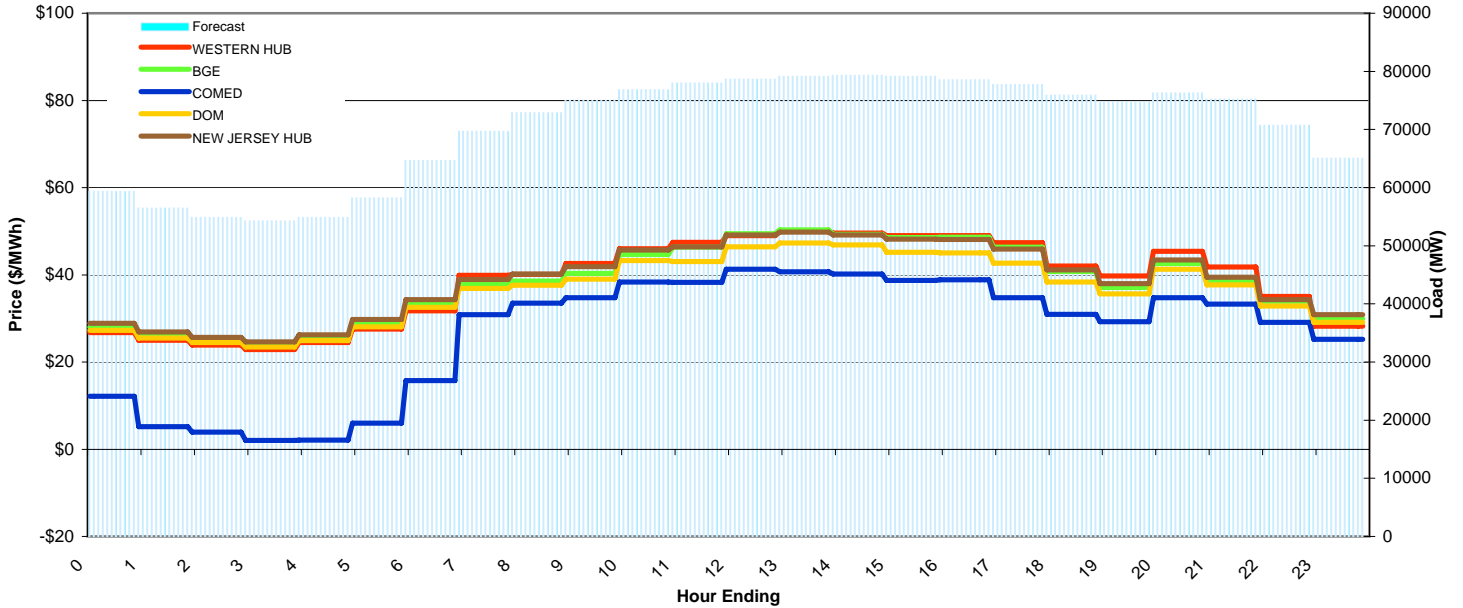
PJM Daily Report

5/15/2009

Price Color Codes: ≤0 ≥100 ≥200

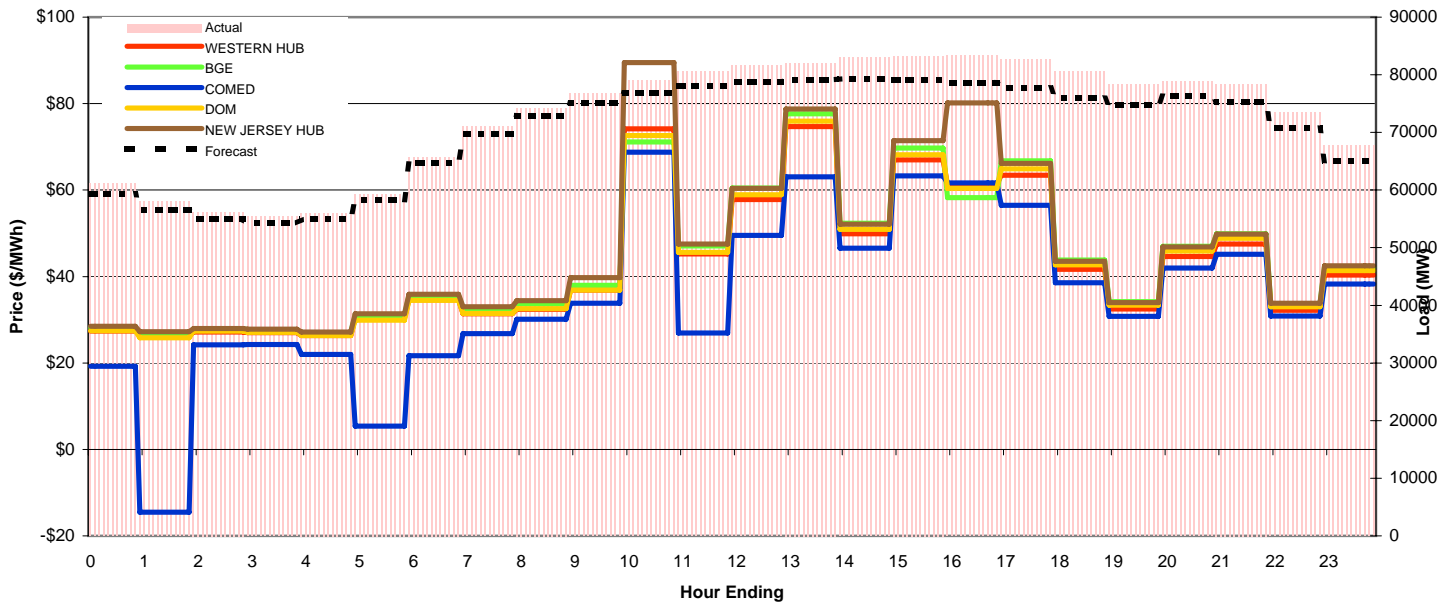
Day-Ahead Prices and Forecast Load

	HE1	HE2	HE3	HE4	HE5	HE6	HE7	HE8	HE9	HE10	HE11	HE12	HE13	HE14	HE15	HE16	HE17	HE18	HE19	HE20	HE21	HE22	HE23	HE24	avg all/peak
WESTERN HUB	26.74	24.98	23.89	22.88	24.49	27.59	31.77	39.86	40.10	42.63	45.95	47.46	49.00	49.91	49.58	49.00	49.00	47.36	41.99	39.74	45.39	41.79	35.07	28.24	39 / 45
BGE	27.973	26.105	24.98	23.896	25.448	28.796	33.351	37.909	38.577	40.313	44.625	46.319	49.406	50.29	49.274	48.539	48.615	46.324	40.78	37.118	42.584	38.702	33.915	29.89	38 / 43
COMED	12.127	5.1978	3.8977	2.0073	2.1206	5.9564	15.762	30.826	33.493	34.776	38.351	38.306	41.252	40.698	40.203	38.729	38.858	34.787	30.969	29.253	34.729	33.248	29.09	25.23	27 / 35
DOM	27.251	25.515	24.503	23.474	24.916	28.069	32.582	36.882	37.611	39.016	43.287	43.016	46.439	47.297	46.859	45.154	45.001	42.669	38.343	35.656	41.287	37.677	32.869	29.125	36 / 41
NEW JERSEY HUB	28.87	26.89	25.64	24.61	26.25	29.74	34.34	38.93	40.15	41.86	45.68	46.40	49.12	49.78	49.16	48.16	48.13	45.94	41.12	37.98	43.44	39.46	34.35	30.88	39 / 44
DA Forecast	59.3	56.5	54.9	54.3	54.9	58.2	64.7	69.7	72.9	75.0	76.8	78.0	78.7	79.2	79.3	79.1	78.6	77.7	75.9	74.8	76.3	75.3	70.8	65.1	70 / 76



Preliminary Real-Time Prices with Forecasted and Actual System Load

	HE1	HE2	HE3	HE4	HE5	HE6	HE7	HE8	HE9	HE10	HE11	HE12	HE13	HE14	HE15	HE16	HE17	HE18	HE19	HE20	HE21	HE22	HE23	HE24	avg all/peak
WESTERN HUB	27.41	26.36	27.18	26.97	26.34	30.35	34.60	31.37	32.43	36.84	74.17	45.22	57.83	74.69	49.86	66.95	61.31	63.46	41.67	32.48	44.63	47.52	32.19	40.31	43 / 50
BGE	28.184	26.75	27.904	27.657	26.98	30.965	35.564	32.503	33.717	37.974	71.14	47.067	60.445	77.67	52.345	69.709	58.273	66.792	43.826	34.188	46.962	49.902	33.681	42.181	44 / 51
COMED	19.211	-14.52	24.231	24.287	21.982	5.3681	21.645	26.762	30.143	33.83	68.793	26.929	49.498	63.047	46.582	63.306	61.645	56.452	38.576	30.765	41.952	45.123	30.868	38.272	36 / 45
DOM	27.486	25.86	27.358	27.062	26.346	29.865	34.45	31.46	32.584	36.833	72.598	45.579	58.881	75.958	50.938	68.194	60.36	64.94	42.692	33.363	45.879	48.813	33.003	41.336	43 / 50
NEW JERSEY HUB	28.46	27.19	28.00	27.82	27.14	31.34	35.90	33.00	34.44	39.75	89.52	47.51	60.37	78.78	52.08	71.46	80.13	66.19	43.52	33.94	46.88	49.83	33.82	42.49	46 / 54
Percent Forecast	3.01	2.64	2.35	2.08	1.97	1.78	1.63	1.85	1.82	2.28	2.78	3.26	3.55	3.51	4.37	4.95	5.69	5.89	5.72	4.51	3.20	4.04	3.71	3.93	
RTLLoad	61.174	58.001	56.209	55.423	56	59.275	65.726	70.993	74.244	76.794	79.033	80.606	81.546	82.045	82.939	83.267	83.314	82.606	80.538	78.327	78.803	78.422	73.483	67.739	



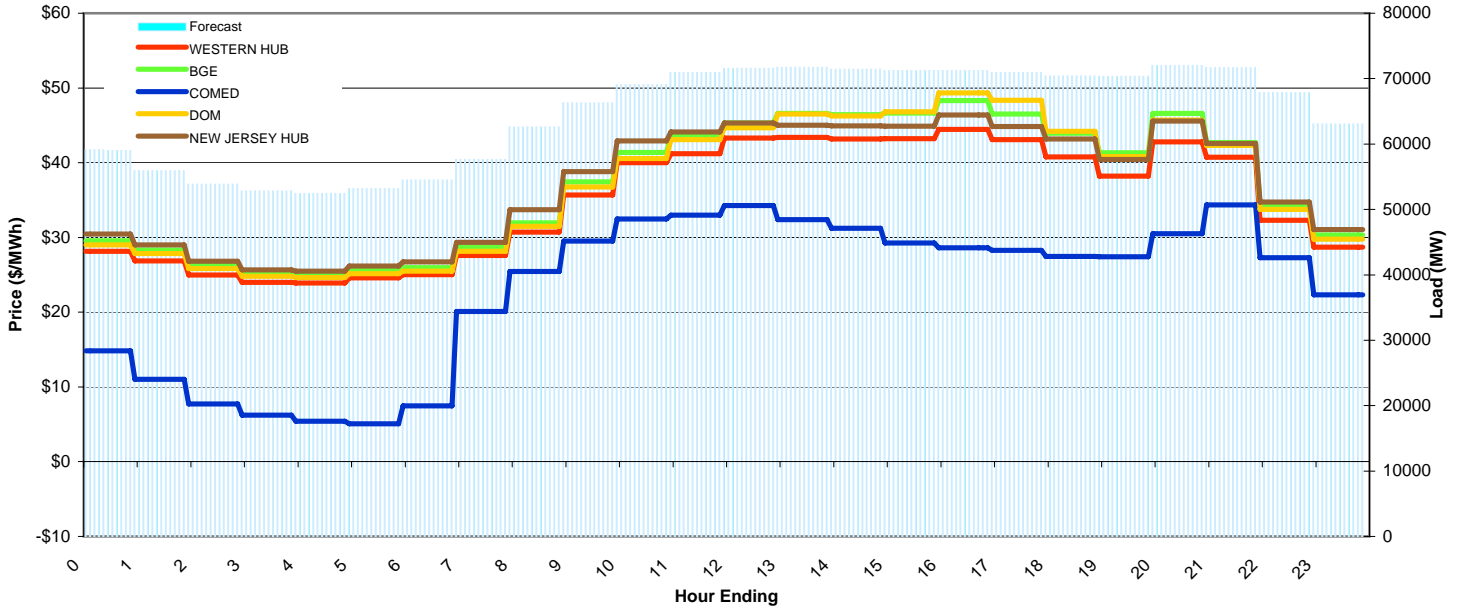
PJM Daily Report

5/16/2009

Price Color Codes: ≤0 ≥100 ≥200

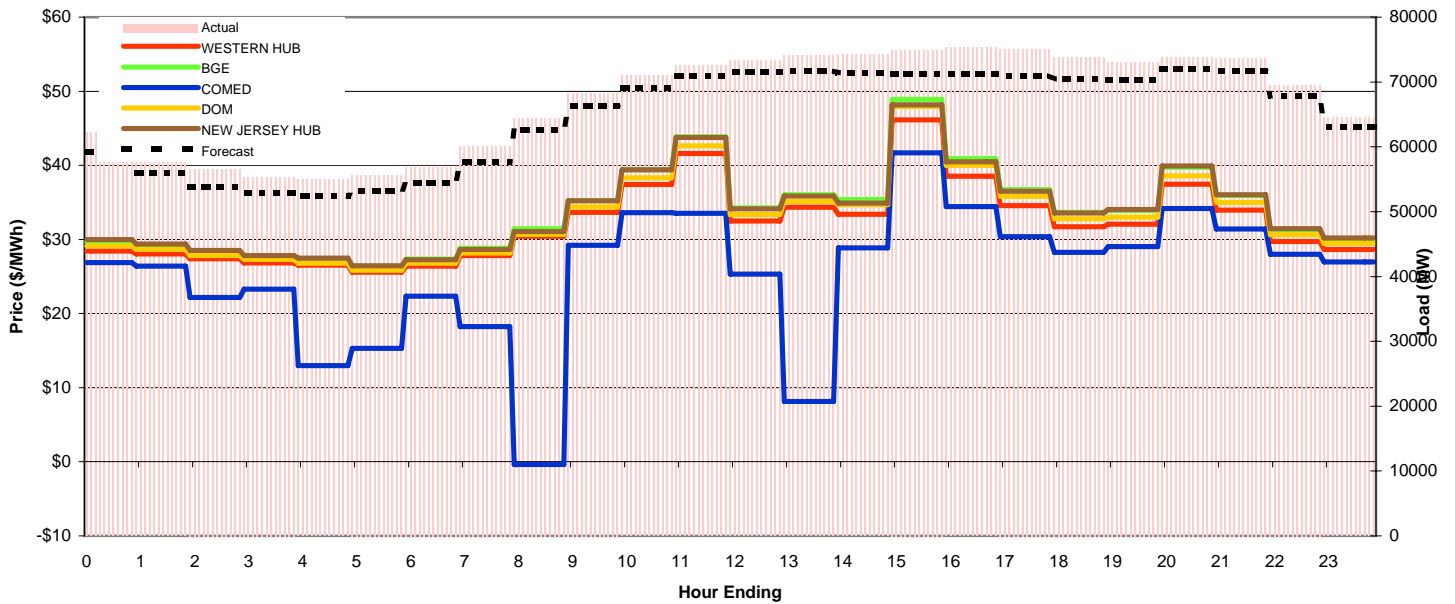
Day-Ahead Prices and Forecast Load

	HE1	HE2	HE3	HE4	HE5	HE6	HE7	HE8	HE9	HE10	HE11	HE12	HE13	HE14	HE15	HE16	HE17	HE18	HE19	HE20	HE21	HE22	HE23	HE24	avg all/peak
WESTERN HUB	28.15	26.85	24.96	23.99	23.92	24.58	25.03	27.60	30.72	35.68	40.00	41.22	43.32	43.40	43.16	43.24	44.47	43.10	40.76	38.21	42.81	40.72	32.28	28.70	35 / 39
BGE	29.573	28.336	26.247	25.17	25.01	25.615	25.96	28.698	31.944	37.455	41.368	43.579	45.329	46.615	46.431	46.641	48.327	46.515	43.964	41.312	46.594	42.72	34.312	30.336	37 / 42
COMED	14.84	11.04	7.724	6.2359	5.4294	5.0643	7.4612	20.117	25.47	29.521	32.469	32.997	34.271	32.388	31.231	29.278	28.615	28.256	27.454	27.422	30.507	34.37	27.306	22.308	23 / 29
DOM	29.008	27.855	25.828	24.827	24.656	25.158	25.505	28.145	31.473	36.763	40.573	43.086	44.668	46.5	46.267	46.801	49.351	48.349	44.21	40.813	45.706	42.334	33.763	29.764	37 / 42
NEW JERSEY HUB	30.45	28.98	26.81	25.67	25.48	26.19	26.72	29.34	33.73	38.80	42.93	44.13	45.32	45.01	44.92	44.90	46.37	44.84	43.15	40.43	45.58	42.58	34.73	31.04	37 / 42
DA Forecast	59.2	55.9	53.9	52.8	52.5	53.2	54.5	57.7	62.6	66.3	69.1	70.9	71.6	71.7	71.4	71.3	71.3	71.0	70.4	70.3	72.0	71.7	67.9	63.1	65 / 69



Preliminary Real-Time Prices with Forecasted and Actual System Load

	HE1	HE2	HE3	HE4	HE5	HE6	HE7	HE8	HE9	HE10	HE11	HE12	HE13	HE14	HE15	HE16	HE17	HE18	HE19	HE20	HE21	HE22	HE23	HE24	avg all/peak
WESTERN HUB	28.45	28.05	27.39	26.82	26.52	25.56	26.41	27.83	30.41	33.64	37.44	41.60	32.47	34.33	33.39	46.14	38.53	34.55	31.72	32.04	37.47	33.97	29.71	28.66	32 / 35
BGE	29.692	29.186	28.353	27.787	27.373	26.4	27.346	28.82	31.464	35.236	39.4	43.831	34.243	36.022	35.4	48.921	40.893	36.712	33.645	33.907	39.728	35.931	31.301	30.023	34 / 37
COMED	26.863	26.413	22.189	23.301	12.989	15.305	22.332	18.243	-0.377	29.223	33.601	33.509	25.329	8.1351	28.86	41.689	34.445	30.382	28.247	29.051	34.19	31.406	28.012	26.958	25 / 27
DOM	29.105	28.642	27.817	27.307	26.813	25.854	26.774	28.178	30.679	34.372	38.317	42.654	33.36	35.109	34.679	47.964	39.986	35.814	32.799	33.003	38.599	35.005	30.643	29.488	33 / 36
NEW JERSEY HUB	29.99	29.37	28.50	27.81	27.49	26.46	27.29	28.67	31.08	35.22	39.40	43.75	34.13	35.84	34.90	48.18	40.46	36.49	33.59	34.05	39.90	36.05	31.44	30.19	34 / 36
Percent Forecast	4.87	4.62	4.74	4.47	4.48	4.41	4.20	4.12	2.88	2.94	2.64	2.17	2.41	3.17	3.78	4.87	5.37	5.45	4.61	3.72	2.56	2.72	2.41	2.21	
RTLload	62.188	58.619	56.536	55.312	54.927	55.652	56.887	60.132	64.466	68.293	70.954	72.501	73.352	74.058	74.225	74.91	75.308	75.059	73.823	73.068	73.904	73.678	69.562	64.514	



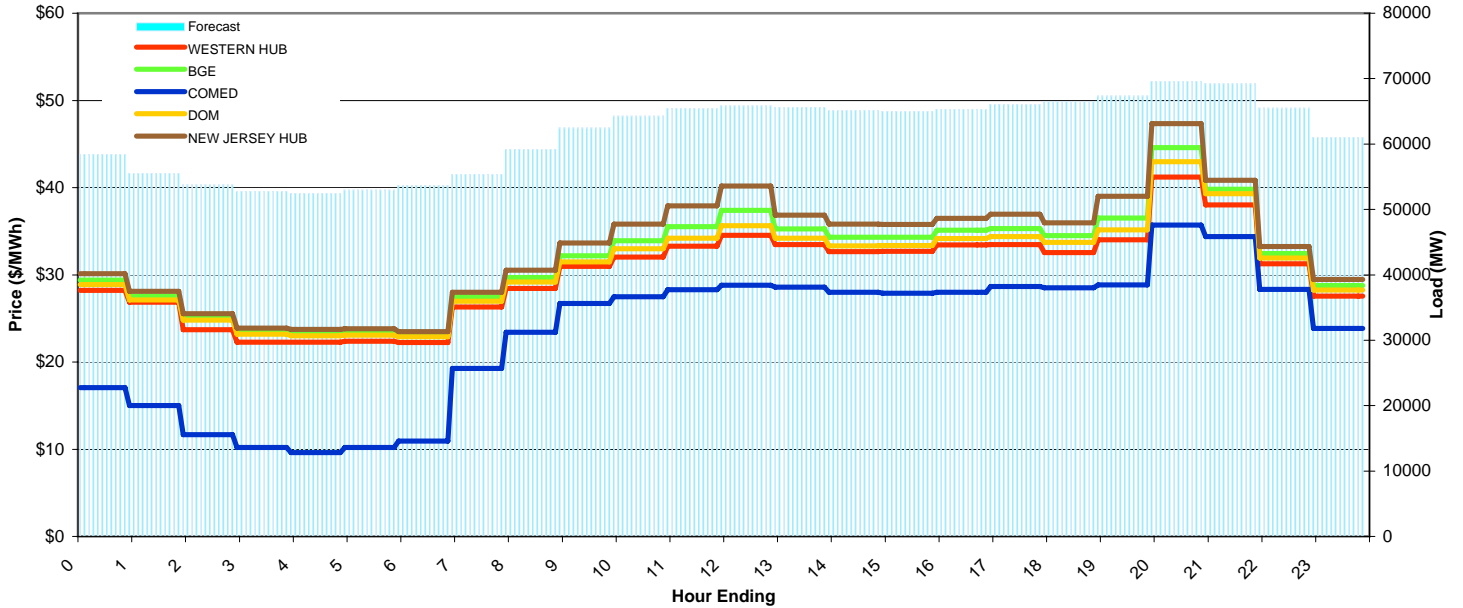
PJM Daily Report

5/17/2009

Price Color Codes: ≤0 ≥100 ≥200

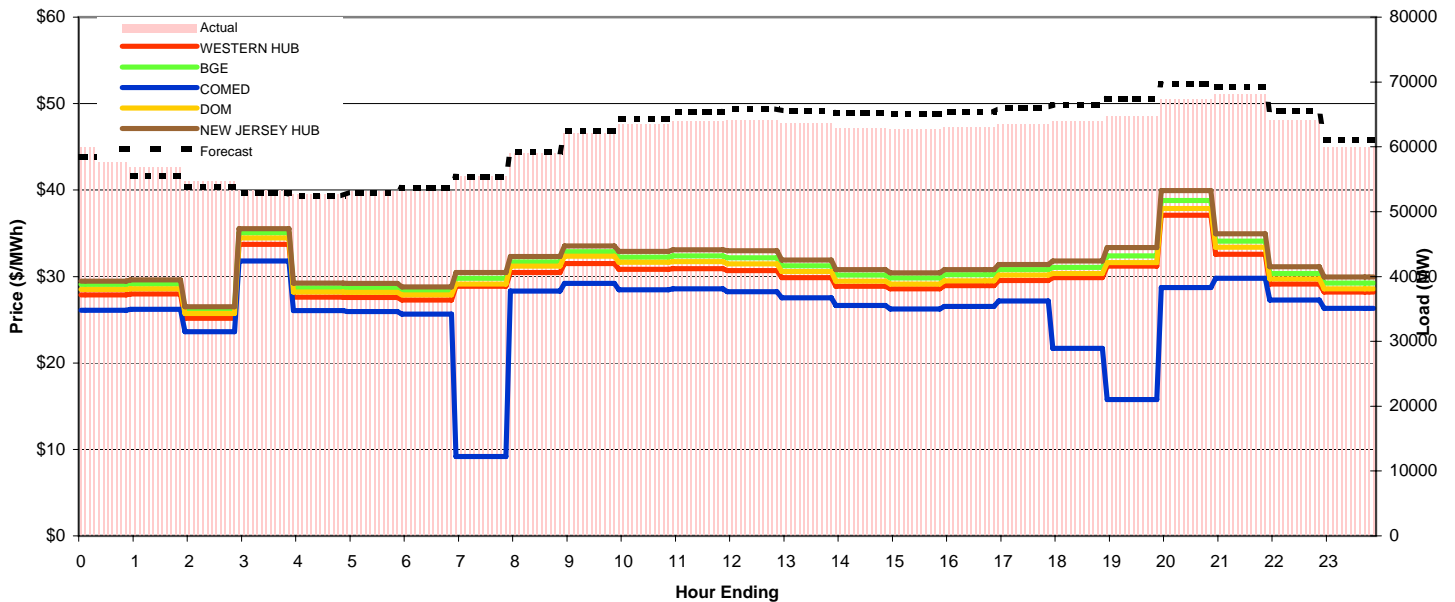
Day-Ahead Prices and Forecast Load

	HE1	HE2	HE3	HE4	HE5	HE6	HE7	HE8	HE9	HE10	HE11	HE12	HE13	HE14	HE15	HE16	HE17	HE18	HE19	HE20	HE21	HE22	HE23	HE24	avg all/peak
WESTERN HUB	28.24	26.87	23.72	22.29	22.27	22.38	22.22	26.32	28.44	30.98	32.03	33.30	34.52	33.45	32.67	32.68	33.45	33.48	32.57	34.00	41.22	38.03	31.27	27.56	30 / 33
BGE	29.382	27.548	25.058	23.443	23.255	23.363	23.068	27.496	29.677	32.183	33.926	35.525	37.406	35.276	34.319	34.319	35.123	35.309	34.478	36.52	44.583	39.806	32.439	28.788	32 / 35
COMED	17.057	15.004	11.656	10.202	9.6147	10.192	10.938	19.27	23.424	26.714	27.5	28.291	28.816	28.594	27.999	27.908	27.997	28.672	28.525	28.838	35.708	34.398	28.345	23.86	23 / 28
DOM	28.873	27.127	24.792	23.207	23.008	23.079	22.891	26.982	29.156	31.483	32.974	34.217	35.646	34.196	33.325	33.359	34.162	34.39	33.723	35.158	42.969	39.293	31.934	28.258	31 / 34
NEW JERSEY HUB	30.12	28.12	25.54	23.91	23.74	23.83	23.50	27.99	30.53	33.66	35.83	37.90	40.18	36.84	35.80	35.79	36.47	36.96	35.95	39.01	47.34	40.86	33.25	29.46	33 / 37
DA Forecast	58.4	55.5	53.8	52.8	52.5	53.0	53.7	55.4	59.2	62.5	64.3	65.4	65.9	65.6	65.2	65.0	65.3	66.0	66.5	67.4	69.6	69.3	65.5	61.1	62 / 65



Preliminary Real-Time Prices with Forecasted and Actual System Load

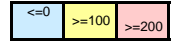
	HE1	HE2	HE3	HE4	HE5	HE6	HE7	HE8	HE9	HE10	HE11	HE12	HE13	HE14	HE15	HE16	HE17	HE18	HE19	HE20	HE21	HE22	HE23	HE24	avg all/peak
WESTERN HUB	27.88	27.96	25.16	33.70	27.61	27.59	27.28	28.89	30.48	31.52	30.82	30.90	30.70	29.86	28.88	28.57	28.93	29.52	29.86	31.21	37.09	32.58	29.13	28.22	30 / 31
BGE	29.091	29.122	26.171	35.044	28.681	28.664	28.336	29.786	31.683	32.877	32.257	32.37	32.174	31.237	30.176	29.835	30.188	30.801	31.053	32.402	38.794	34.089	30.337	29.23	31 / 32
COMED	26.093	26.192	23.628	31.786	26.074	25.937	25.659	9.1897	28.332	29.199	28.472	28.586	28.236	27.538	26.637	26.259	26.547	27.182	21.68	15.778	28.711	29.78	27.263	26.306	26 / 26
DOM	28.495	28.586	25.727	34.46	28.192	28.171	27.886	29.113	31.186	32.361	31.63	31.722	31.469	30.563	29.478	29.118	29.497	30.148	30.346	31.606	37.878	33.392	29.711	28.578	30 / 31
NEW JERSEY HUB	29.45	29.59	26.52	35.52	29.24	29.22	28.79	30.46	32.32	33.54	32.91	33.07	32.97	31.89	30.80	30.43	30.80	31.39	31.78	33.34	39.95	34.93	31.11	29.96	32 / 33
Percent Forecast	2.52	2.37	1.70	1.06	0.41	0.24	-0.86	0.14	-0.49	-0.62	-1.37	-2.27	-2.70	-3.04	-3.55	-3.63	-3.76	-4.08	-4.10	-4.02	-3.35	-1.63	-2.11	-1.96	
RTLload	59.919	56.877	54.697	53.355	52.676	53.096	53.202	55.48	58.94	62.084	63.439	63.957	64.124	63.668	62.94	62.705	62.961	63.453	63.854	64.751	67.369	68.14	64.165	59.883	



PJM Daily Report

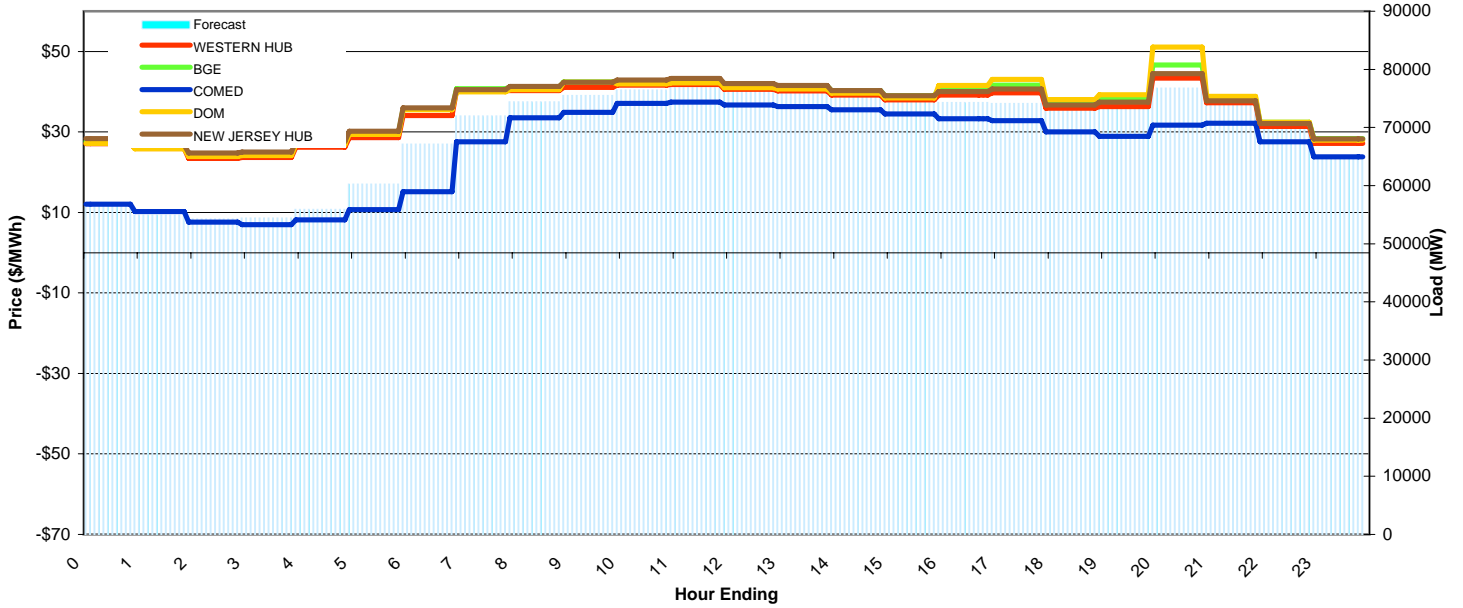
5/18/2009

Price Color Codes:



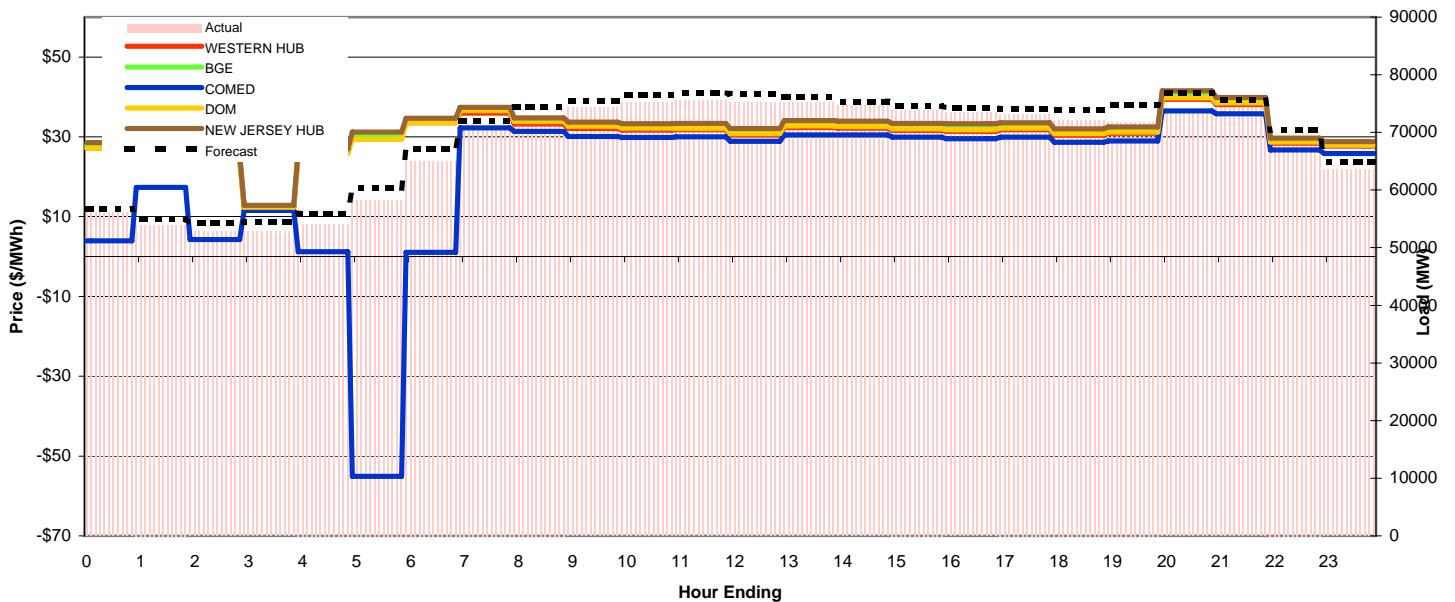
Day-Ahead Prices and Forecast Load

	HE1	HE2	HE3	HE4	HE5	HE6	HE7	HE8	HE9	HE10	HE11	HE12	HE13	HE14	HE15	HE16	HE17	HE18	HE19	HE20	HE21	HE22	HE23	HE24	avg all/peak
WESTERN HUB	27.04	25.87	23.42	23.64	26.21	28.62	34.10	40.27	40.29	41.08	41.63	41.83	40.60	40.20	39.15	38.01	39.20	39.76	35.88	36.33	43.40	37.23	31.39	27.16	35 / 39
BGE	27.659	26.159	24.165	24.378	27.226	29.768	35.709	40.738	41.144	42.432	42.764	43.05	41.798	41.462	40.25	39.003	40.735	41.618	37.264	38.078	46.64	38.49	32.383	28.331	36 / 40
COMED	12.034	10.255	7.6288	6.9755	8.1353	10.737	15.193	27.546	33.509	34.89	37.132	37.421	36.694	36.329	35.5	34.499	33.263	32.82	30.039	28.883	31.712	32.163	27.531	23.788	26 / 33
DOM	27.195	25.786	23.881	24.12	26.856	29.369	35.503	39.967	40.532	42.37	41.985	42.194	40.996	40.699	39.667	38.448	41.593	43.04	38.026	39.264	51.11	38.862	32.431	27.959	36 / 41
NEW JERSEY HUB	28.37	26.77	24.77	24.99	27.66	30.19	35.99	40.48	41.28	42.38	42.93	43.26	42.03	41.55	40.26	38.97	40.06	40.64	36.68	37.41	44.52	37.73	32.05	28.28	36 / 40
DA Forecast	56.7	55.0	54.3	54.4	55.9	60.3	67.1	72.0	74.4	75.5	76.5	76.8	76.7	76.2	75.4	74.6	74.3	74.1	73.9	74.8	76.8	75.6	70.4	64.9	69 / 75



Preliminary Real-Time Prices with Forecasted and Actual System Load

	HE1	HE2	HE3	HE4	HE5	HE6	HE7	HE8	HE9	HE10	HE11	HE12	HE13	HE14	HE15	HE16	HE17	HE18	HE19	HE20	HE21	HE22	HE23	HE24	avg all/peak
WESTERN HUB	27.18	24.94	24.49	12.26	25.98	30.32	33.56	35.95	33.21	32.12	31.71	31.77	30.52	32.35	32.14	31.65	31.39	31.77	30.41	30.91	39.41	38.10	28.43	27.71	30 / 33
BGE	27.874	25.666	25.031	12.614	26.551	30.598	34.492	37.408	34.662	33.508	33.057	33.124	31.829	33.756	33.528	33.039	32.845	33.207	31.666	32.066	40.882	39.463	29.364	28.573	31 / 34
COMED	3.9683	17.311	4.3018	11.589	1.199	-55.08	1.0842	32.245	31.371	30.047	29.83	29.967	28.849	30.505	30.462	29.889	29.515	29.931	28.624	28.929	36.505	35.801	26.708	25.856	21 / 31
DOM	27.105	25.101	24.408	12.394	25.859	29.335	33.508	36.598	33.859	32.622	32.137	32.119	30.821	32.76	32.576	32.045	31.795	32.205	30.799	31.223	39.786	38.508	28.694	27.912	31 / 33
NEW JERSEY HUB	28.60	26.10	25.58	12.82	26.96	31.24	34.66	37.37	34.78	33.71	33.31	33.41	32.10	34.13	33.91	33.39	33.28	33.57	32.03	32.50	41.57	39.88	29.69	28.84	32 / 34
Percent Forecast	-1.12	-1.92	-2.62	-3.06	-3.32	-3.42	-3.18	-1.95	-1.93	-1.68	-1.66	-1.73	-2.06	-1.34	-0.97	-0.90	-1.11	-1.32	-2.40	-4.23	-3.80	-1.62	-1.60	-2.16	
RTLload	56.082	53.925	52.881	52.806	54.118	58.299	65.079	70.624	73.006	74.275	75.228	75.532	75.184	75.229	74.633	73.9	73.48	73.163	72.203	71.814	73.964	74.362	69.256	63.529	



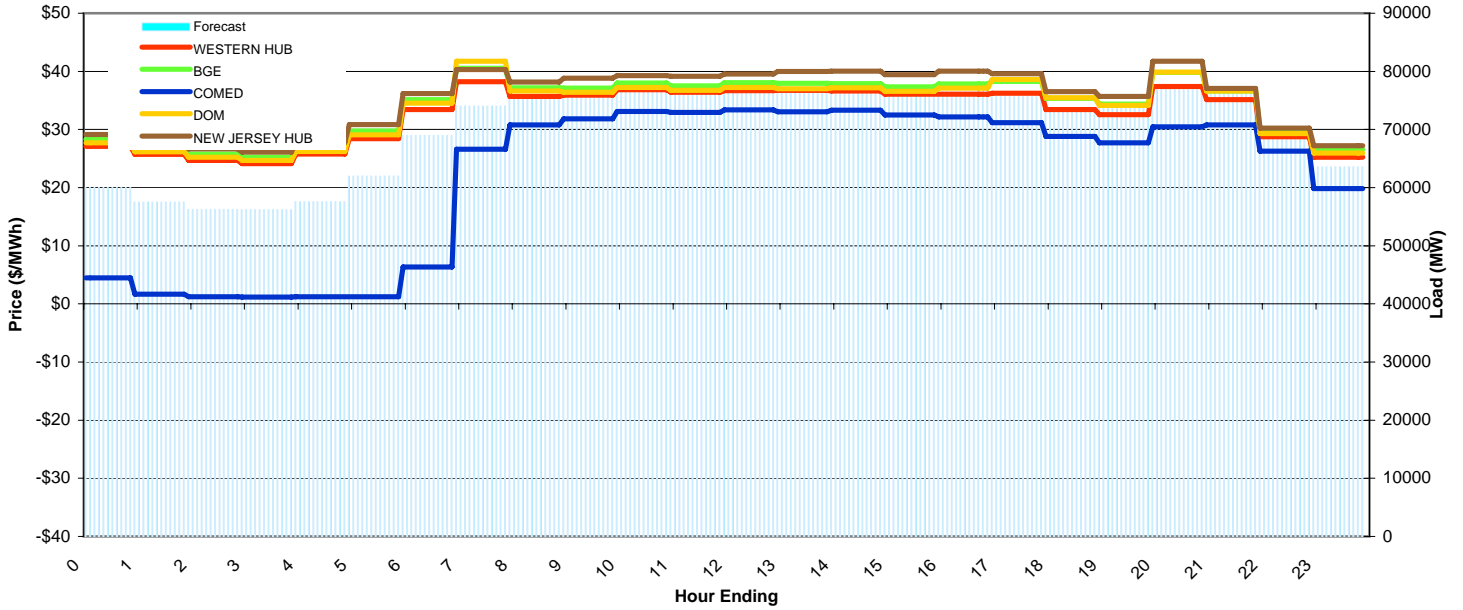
PJM Daily Report

5/19/2009

Price Color Codes: ≤0 ≥100 ≥200

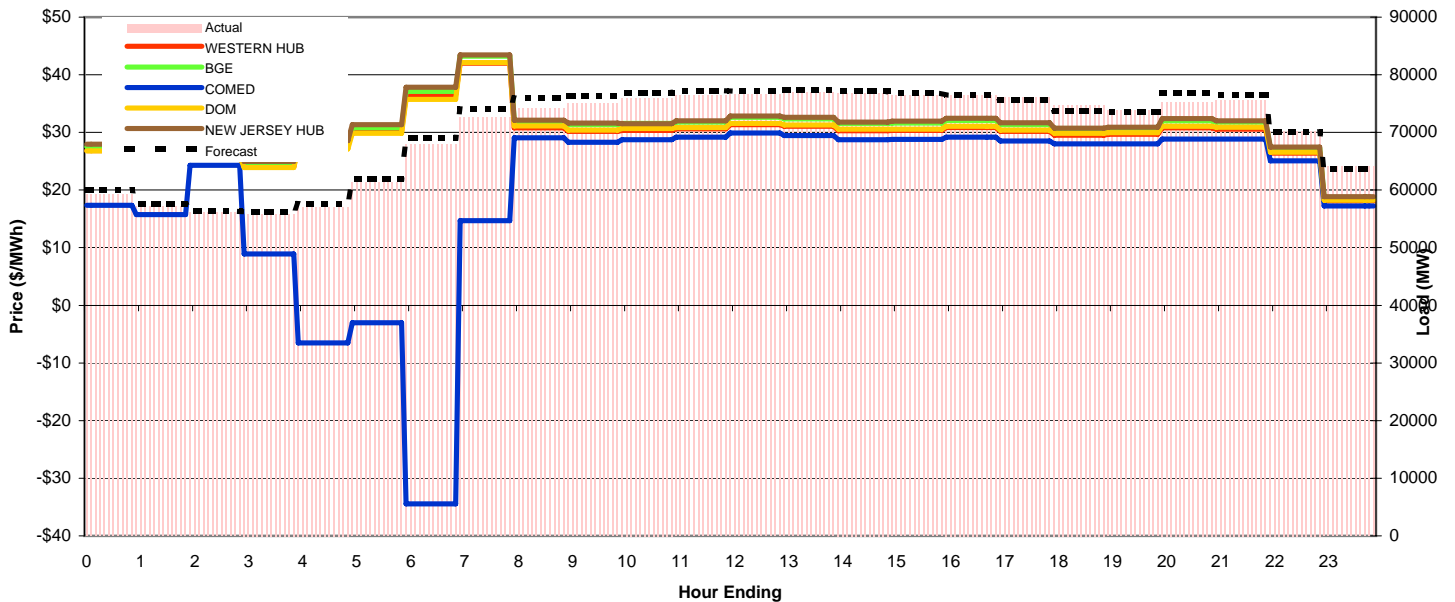
Day-Ahead Prices and Forecast Load

	HE1	HE2	HE3	HE4	HE5	HE6	HE7	HE8	HE9	HE10	HE11	HE12	HE13	HE14	HE15	HE16	HE17	HE18	HE19	HE20	HE21	HE22	HE23	HE24	avg all/peak
WESTERN HUB	27.10	25.71	24.70	24.12	25.77	28.40	33.45	38.23	35.67	35.93	36.84	36.41	36.69	36.74	36.61	36.06	36.10	36.23	33.43	32.53	37.40	35.15	28.74	25.24	33 / 36
BGE	28.31	26.76	25.767	25.203	26.839	29.761	35.151	40.533	37.177	37.123	38.02	37.531	38.044	37.961	37.917	37.364	37.828	38.299	35.352	34.372	39.803	36.621	29.887	26.548	34 / 37
COMED	4.4677	1.6927	1.2278	1.1925	1.2124	1.2136	6.3415	26.597	30.789	31.813	33.104	32.925	33.402	33.023	33.343	32.486	32.176	31.164	28.813	27.699	30.463	30.794	26.288	19.809	22 / 31
DOM	27.7	26.185	25.254	24.694	26.224	29.097	34.525	41.724	36.634	36.382	37.25	36.746	37.243	37.026	37.163	36.555	37.12	38.612	35.451	34.173	39.868	36.602	29.319	25.962	34 / 37
NEW JERSEY HUB	29.16	27.55	26.67	26.13	27.74	30.87	36.19	40.32	38.14	38.85	39.27	39.14	39.54	39.99	40.06	39.41	40.04	39.61	36.49	35.66	41.73	37.05	30.22	27.20	35 / 38
DA Forecast	60.0	57.5	56.3	56.2	57.6	62.0	69.0	74.0	75.9	76.3	76.9	77.2	77.2	77.3	77.1	76.8	76.4	75.6	73.7	73.6	76.8	76.4	70.1	63.6	71 / 76



Preliminary Real-Time Prices with Forecasted and Actual System Load

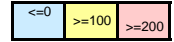
	HE1	HE2	HE3	HE4	HE5	HE6	HE7	HE8	HE9	HE10	HE11	HE12	HE13	HE14	HE15	HE16	HE17	HE18	HE19	HE20	HE21	HE22	HE23	HE24	avg all/peak
WESTERN HUB	26.86	26.97	25.81	24.08	27.58	30.23	36.58	42.00	30.79	30.17	30.32	30.62	31.33	31.04	30.29	30.36	30.83	30.15	29.53	29.66	30.80	30.58	26.38	18.14	30 / 31
BGE	27.537	27.592	26.457	24.55	28.01	30.785	37.113	43.243	31.924	31.318	31.552	31.8	32.613	32.321	31.567	31.6	32.082	31.369	30.66	30.758	32.028	31.794	27.252	18.662	31 / 32
COMED	17.364	15.744	24.288	8.896	-6.499	-3	-34.44	14.707	29.09	28.318	28.734	29.189	29.879	29.436	28.708	28.774	29.199	28.519	28.014	28.036	28.839	28.823	25.094	17.267	20 / 28
DOM	26.801	26.856	25.876	23.89	27.128	29.872	35.729	42.131	31.13	30.391	30.685	30.84	31.574	31.269	30.552	30.561	31.045	30.414	29.861	29.961	31.048	30.907	26.564	18.268	30 / 31
NEW JERSEY HUB	27.96	28.03	26.74	24.98	28.59	31.33	37.85	43.45	32.12	31.63	31.50	32.03	32.84	32.65	31.78	31.95	32.43	31.67	30.76	30.92	32.40	32.00	27.48	18.85	31 / 32
Percent Forecast	-1.28	-0.69	-0.40	-0.67	-0.83	-1.03	-1.58	-2.00	-2.42	-1.57	-1.17	-1.07	-0.73	-0.57	-0.37	-0.51	0.11	0.66	1.48	0.34	-2.02	-1.10	0.24	0.85	
RTLoad	59.235	57.128	56.055	55.849	57.092	61.33	67.923	72.594	74.153	75.087	75.98	76.412	76.601	76.903	76.818	76.4	76.532	76.114	74.769	73.83	75.31	75.596	70.236	64.139	



PJM Daily Report

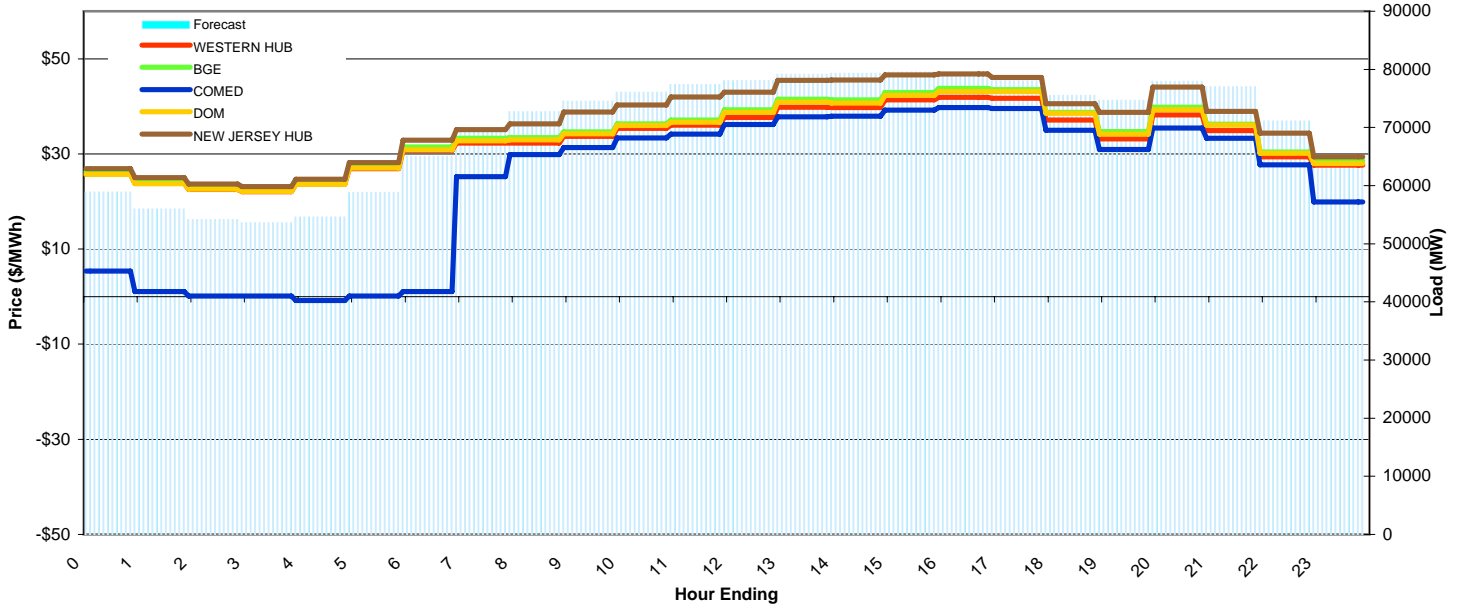
5/20/2009

Price Color Codes:



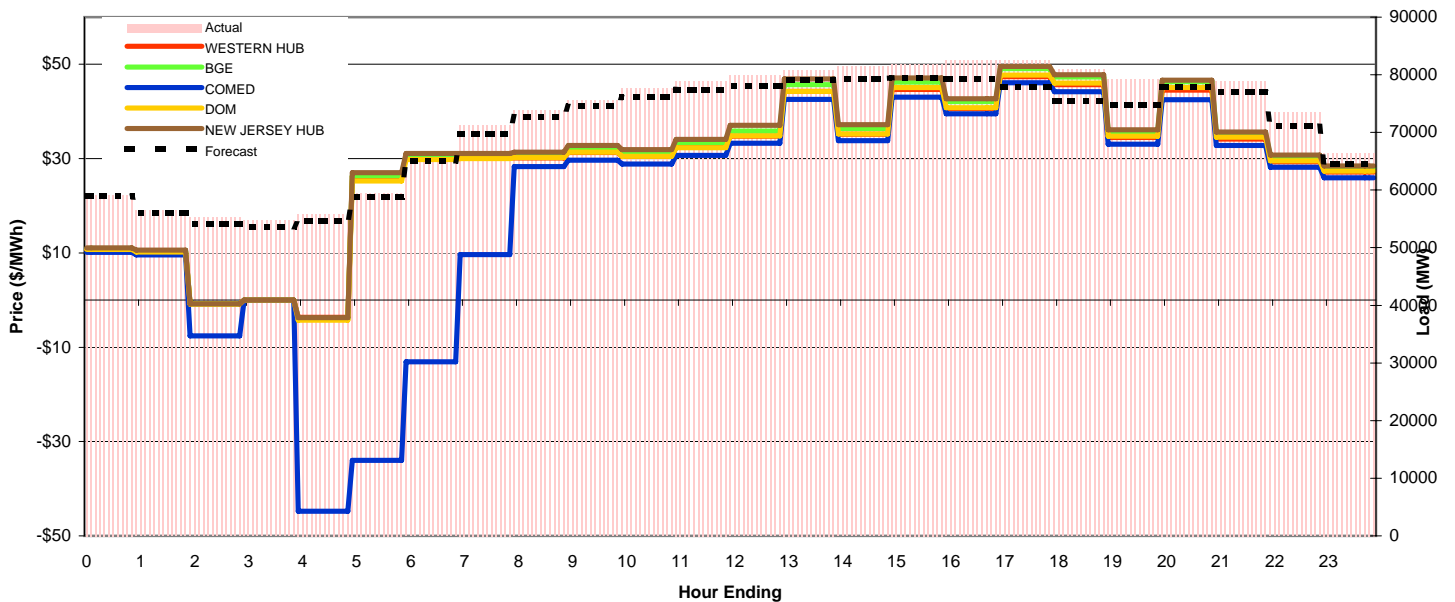
Day-Ahead Prices and Forecast Load

	HE1	HE2	HE3	HE4	HE5	HE6	HE7	HE8	HE9	HE10	HE11	HE12	HE13	HE14	HE15	HE16	HE17	HE18	HE19	HE20	HE21	HE22	HE23	HE24	avg all/peak
WESTERN HUB	25.68	23.82	22.56	22.09	23.66	26.88	30.76	32.27	32.30	33.70	35.37	36.03	37.69	39.80	39.73	41.36	41.91	41.72	37.14	33.13	38.17	34.91	29.40	27.63	33 / 37
BGE	26.23	24.321	23.069	22.595	24.09	27.648	31.483	33.314	33.434	34.634	36.292	37.138	39.246	41.512	41.331	42.927	43.76	43.498	38.738	34.704	39.85	36.253	30.426	28.579	34 / 38
COMED	5.4012	1.0519	0.1175	0.095	-0.795	0.1352	1.0859	25.229	29.827	31.372	33.336	34.153	36.211	37.804	37.904	39.209	39.73	39.52	34.958	30.904	35.473	33.28	27.736	19.889	24 / 34
DOM	25.687	23.745	22.62	22.153	23.58	27.051	30.869	32.758	32.984	34.238	35.965	36.683	38.768	40.86	40.687	42.329	43.128	43.128	38.536	34.173	39.303	36.022	30.106	27.983	33 / 37
NEW JERSEY HUB	26.89	25.03	23.65	23.13	24.65	28.16	32.86	35.11	36.35	38.83	40.31	41.95	42.95	45.46	45.57	46.61	46.80	46.10	40.58	38.74	44.04	38.98	34.38	29.39	37 / 41
DA Forecast	58.9	56.0	54.2	53.6	54.6	58.8	65.0	69.7	72.7	74.5	76.1	77.4	78.1	79.2	79.3	79.5	79.3	78.0	75.5	74.7	77.9	77.0	71.1	64.5	70 / 76



Preliminary Real-Time Prices with Forecasted and Actual System Load

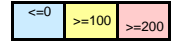
	HE1	HE2	HE3	HE4	HE5	HE6	HE7	HE8	HE9	HE10	HE11	HE12	HE13	HE14	HE15	HE16	HE17	HE18	HE19	HE20	HE21	HE22	HE23	HE24	avg all/peak
WESTERN HUB	10.66	10.22	-0.74	0.00	-3.62	26.19	30.27	30.13	30.11	31.28	30.45	32.36	34.77	44.29	35.20	44.67	40.59	47.40	45.65	34.47	44.52	34.17	29.30	27.18	29 / 37
BGE	10.924	10.417	-0.806	0	-3.977	26.322	30.759	30.899	31.075	32.268	31.407	33.406	35.829	45.692	36.385	46.226	42.059	49.085	47.294	35.715	46.261	35.372	30.261	28.062	30 / 38
COMED	10.144	9.6107	-7.592	0	-44.74	-33.96	-13.08	9.6565	28.313	29.679	28.861	30.666	33.263	42.544	33.773	43.054	39.49	46.113	44.209	33.08	42.468	32.807	28.158	25.925	21 / 34
DOM	10.71	10.207	-0.848	0	-4.247	25.267	29.773	30.021	30.229	31.334	30.451	32.325	34.792	44.27	35.237	45.057	40.784	47.742	46.04	34.753	45.079	34.524	29.503	27.365	29 / 37
NEW JERSEY HUB	11.07	10.59	-0.77	0.00	-3.75	27.00	31.10	31.08	31.33	32.81	31.92	34.10	37.09	46.88	37.17	47.08	42.66	49.58	47.76	36.14	46.62	35.67	30.77	28.47	30 / 39
Percent Forecast	0.40	0.83	1.79	1.99	2.26	1.18	1.24	2.22	1.41	1.32	2.02	1.86	2.18	2.10	2.53	2.92	3.85	5.44	6.72	5.73	1.90	2.45	3.21	2.90	
RTLoad	59.155	56.435	55.165	54.725	55.854	59.532	65.856	71.268	73.764	75.531	77.628	78.878	79.821	80.866	81.405	81.911	82.445	82.463	80.972	79.25	79.44	78.954	73.485	66.43	



PJM Daily Report

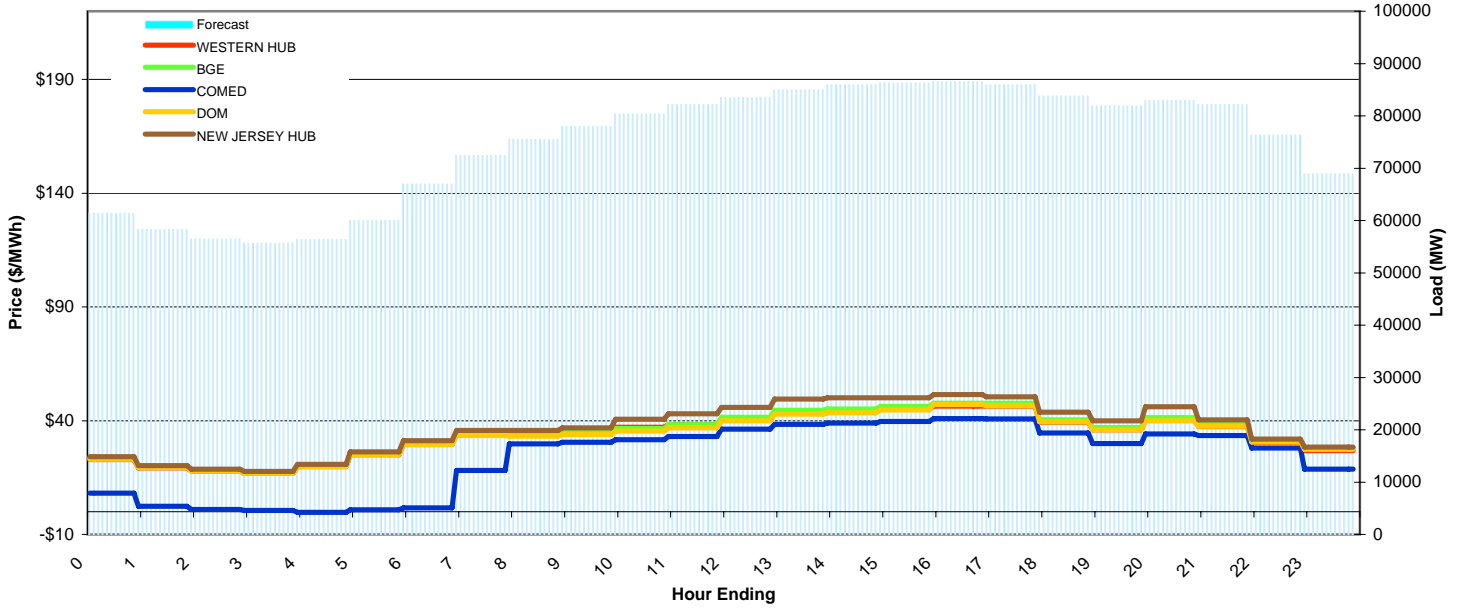
5/21/2009

Price Color Codes:



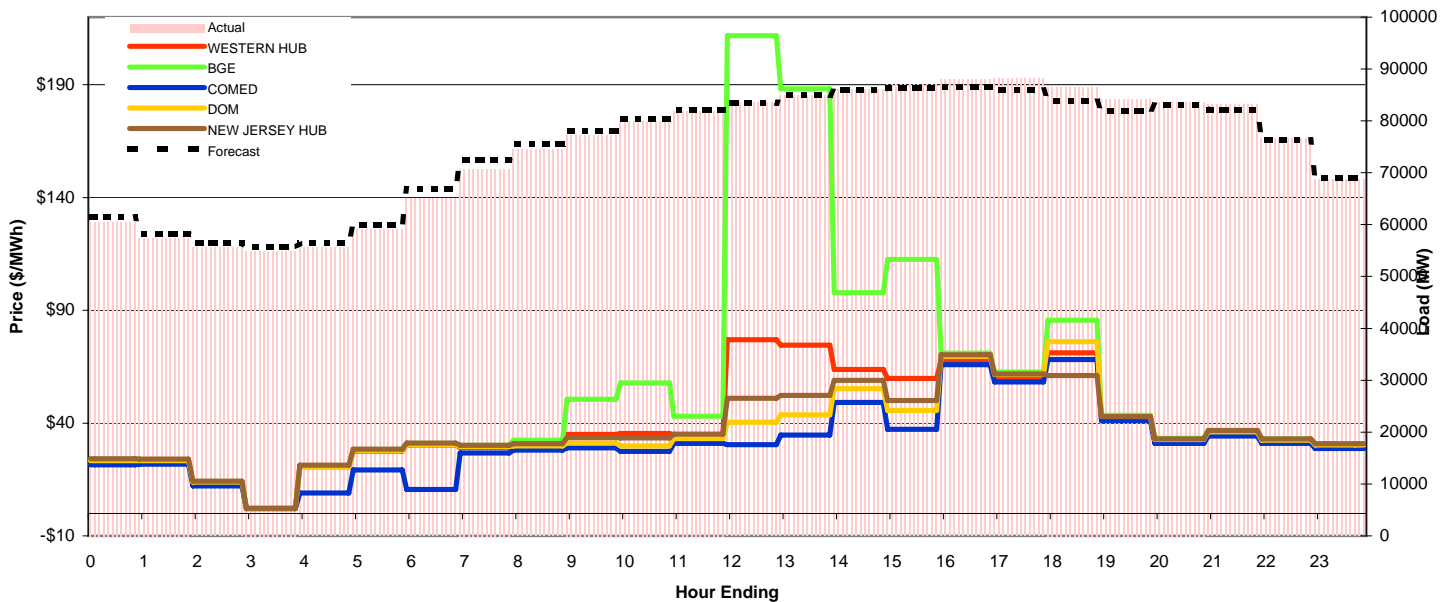
Day-Ahead Prices and Forecast Load

	HE1	HE2	HE3	HE4	HE5	HE6	HE7	HE8	HE9	HE10	HE11	HE12	HE13	HE14	HE15	HE16	HE17	HE18	HE19	HE20	HE21	HE22	HE23	HE24	avg all/peak
WESTERN HUB	22.88	19.25	17.84	16.89	19.78	25.07	29.53	34.23	34.09	34.95	37.08	38.29	40.56	43.65	44.12	45.06	46.42	46.37	39.41	36.01	40.79	37.46	30.49	26.90	34 / 39
BGE	23.624	19.761	18.291	17.277	20.28	25.792	30.446	34.508	34.191	34.967	36.533	38.193	41.459	44.553	45.208	46.27	47.729	47.655	40.35	36.965	41.397	38.431	31.355	28.093	34 / 40
COMED	8.1519	2.3123	0.9565	0.589	-0.293	0.8129	1.6942	18.172	29.881	30.448	31.681	33.105	36.255	38.418	38.943	39.715	40.921	40.717	34.542	29.987	34.194	33.491	28.007	18.633	24 / 34
DOM	23.108	19.334	17.92	16.913	19.787	25.13	29.53	33.508	33.239	33.846	35.426	36.861	39.985	42.831	43.52	44.753	47.065	46.526	39.453	35.967	39.873	37.554	30.709	27.428	33 / 39
NEW JERSEY HUB	24.15	20.24	18.75	17.72	20.82	26.24	31.21	35.65	35.73	36.87	40.65	43.04	45.83	49.51	50.09	50.07	51.46	50.50	43.74	40.00	46.20	40.40	31.90	28.47	37 / 43
DA Forecast	61.4	58.3	56.4	55.7	56.4	60.0	67.0	72.4	75.5	78.0	80.4	82.2	83.5	85.0	85.9	86.3	86.5	85.9	83.8	81.9	83.0	82.2	76.3	68.9	75 / 82



Preliminary Real-Time Prices with Forecasted and Actual System Load

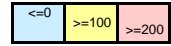
	HE1	HE2	HE3	HE4	HE5	HE6	HE7	HE8	HE9	HE10	HE11	HE12	HE13	HE14	HE15	HE16	HE17	HE18	HE19	HE20	HE21	HE22	HE23	HE24	avg all/peak
WESTERN HUB	23.18	23.21	13.77	2.18	20.66	27.63	30.32	29.18	29.85	34.95	35.40	34.64	77.00	74.58	63.84	59.75	67.96	59.93	71.10	41.70	31.87	35.35	31.82	29.73	40 / 49
BGE	23.875	23.807	14.119	2.2307	21.048	28.305	31.02	30.177	32.431	50.585	57.755	43.09	211.7	188.2	97.828	112.6	70.948	62.622	85.637	43.476	33.256	36.822	33.048	30.812	57 / 74
COMED	21.464	21.729	12.145	2.0744	8.9836	19.194	10.575	26.751	28.003	29.013	27.518	31.038	30.391	34.633	49.1	37.232	65.96	58.273	68.116	41.024	30.965	34.275	30.995	28.737	31 / 39
DOM	23.331	23.408	13.893	2.2032	20.696	27.863	30.394	29.616	29.804	31.147	29.925	33.085	40.337	43.663	55.272	45.566	69.563	61.542	76.119	42.887	32.663	36.09	32.442	30.285	36 / 43
NEW JERSEY HUB	24.14	24.05	14.30	2.25	21.32	28.38	31.17	30.18	30.90	33.53	33.39	35.10	50.98	52.25	58.96	50.06	70.33	61.74	61.12	42.92	33.03	36.64	33.00	30.89	37 / 45
Percent Forecast	-1.46	-1.48	-1.43	-1.34	-1.48	-1.66	-2.94	-2.38	-1.27	-0.86	-0.54	-0.28	0.07	0.00	0.17	0.78	1.63	2.48	3.21	2.72	0.87	1.17	0.34	-0.22	
RTLoad	60.532	57.417	55.644	54.923	55.571	59.008	65.045	70.759	74.541	77.31	79.932	81.932	83.535	84.953	86.082	86.974	87.97	88.127	86.575	84.185	83.683	83.14	76.583	68.751	



PJM Daily Report

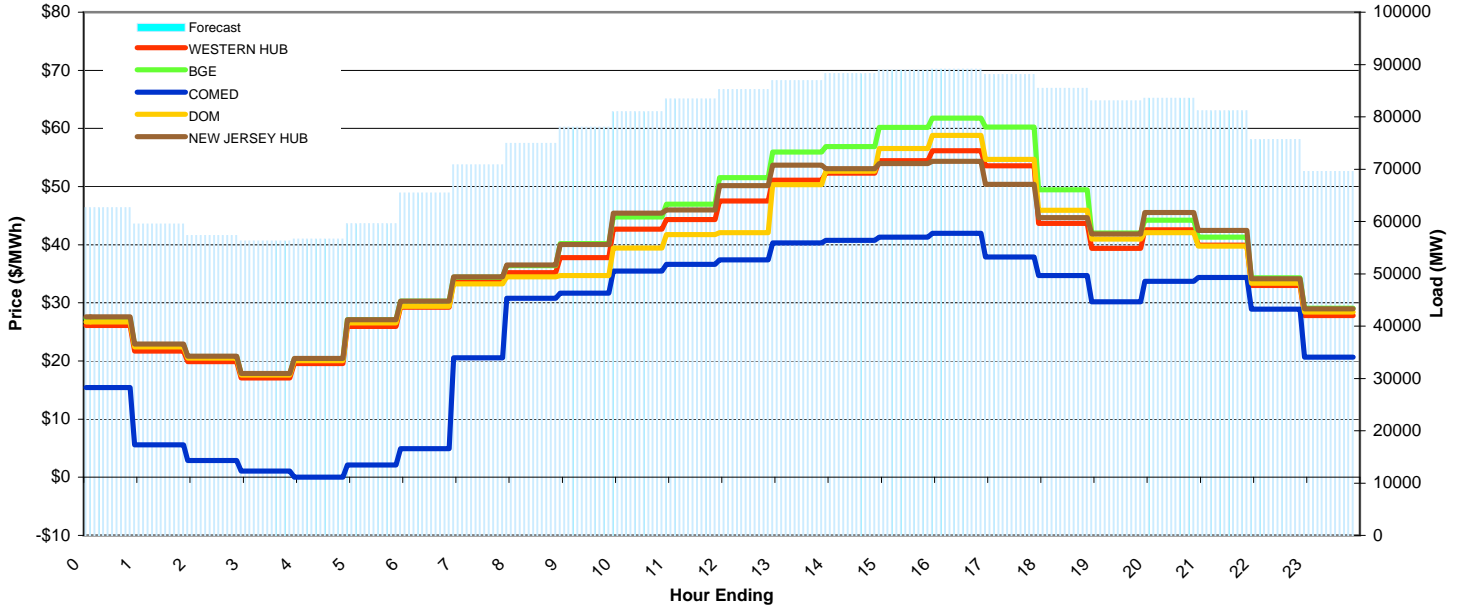
5/22/2009

Price Color Codes:



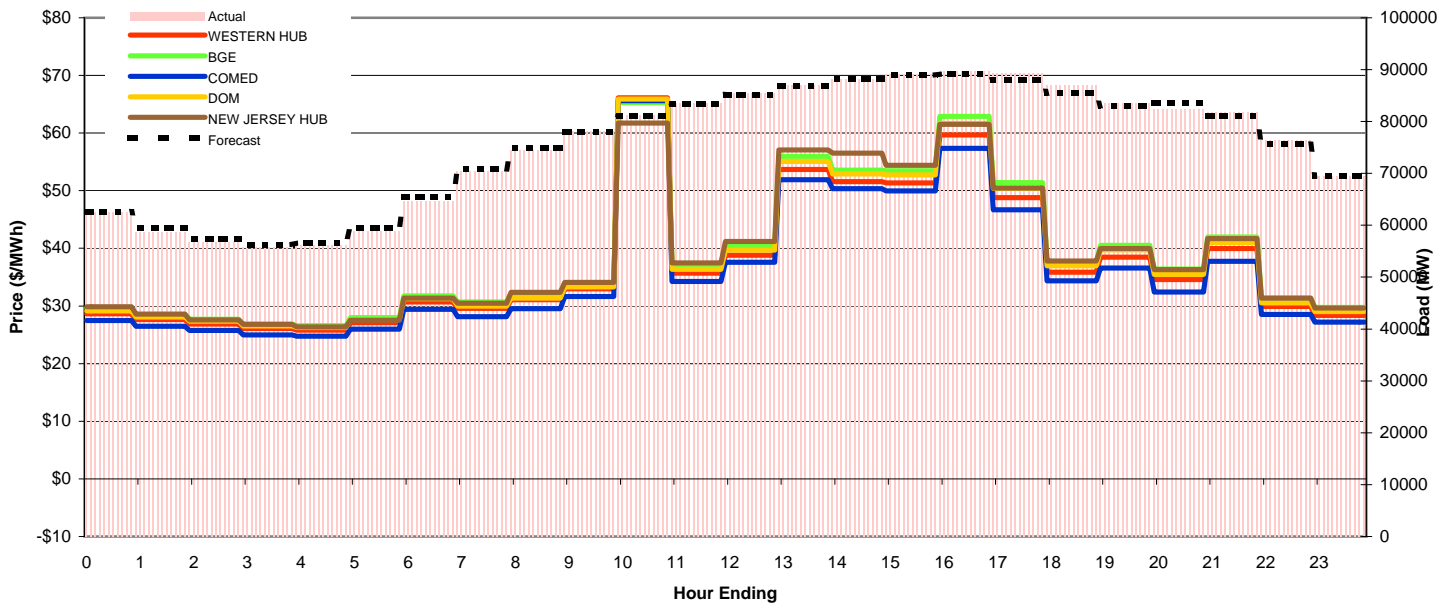
Day-Ahead Prices and Forecast Load

	HE1	HE2	HE3	HE4	HE5	HE6	HE7	HE8	HE9	HE10	HE11	HE12	HE13	HE14	HE15	HE16	HE17	HE18	HE19	HE20	HE21	HE22	HE23	HE24	avg all/peak
WESTERN HUB	26.12	21.70	19.88	17.10	19.54	25.94	29.22	33.84	35.20	37.79	42.67	44.31	47.54	51.12	52.33	54.43	56.15	53.56	43.70	39.35	42.55	39.93	32.99	27.83	37 / 44
BGE	27.34	22.749	20.77	17.787	20.347	27.106	30.306	34.436	36.384	40.206	44.771	46.968	51.55	55.931	56.88	60.2	61.786	60.239	49.441	42.041	44.22	41.277	34.288	29.06	40 / 48
COMED	15.411	5.5517	2.8986	1.0767	0.0286	2.0942	4.9204	20.543	30.803	31.651	35.486	36.628	37.411	40.328	40.745	41.28	41.937	37.867	34.713	30.191	33.694	34.371	28.901	20.685	25 / 35
DOM	26.742	22.412	20.52	17.557	20.029	26.549	29.419	33.267	34.497	34.709	39.435	41.758	42.096	50.345	52.618	56.56	58.789	54.679	45.949	40.953	42.098	39.774	33.403	28.445	37 / 44
NEW JERSEY HUB	27.58	22.89	20.84	17.86	20.43	27.10	30.32	34.48	36.54	40.04	45.44	45.98	50.16	53.71	53.11	53.96	54.37	50.40	44.66	41.86	45.53	42.47	34.16	28.95	38 / 45
DA Forecast	62.6	59.5	57.3	56.3	56.6	59.6	65.5	70.8	74.9	78.1	81.0	83.4	85.2	86.9	88.3	88.9	89.1	88.1	85.4	83.0	83.5	81.1	75.7	69.6	75 / 83



Preliminary Real-Time Prices with Forecasted and Actual System Load

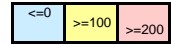
	HE1	HE2	HE3	HE4	HE5	HE6	HE7	HE8	HE9	HE10	HE11	HE12	HE13	HE14	HE15	HE16	HE17	HE18	HE19	HE20	HE21	HE22	HE23	HE24	avg all/peak
WESTERN HUB	28.67	27.63	26.87	26.11	25.82	27.08	30.69	29.58	31.07	32.97	66.14	35.72	38.80	53.68	51.59	51.33	59.70	48.82	35.87	38.47	34.59	39.97	29.92	28.39	37 / 42
BGE	29.639	28.504	27.692	26.889	26.597	28	31.75	30.687	32.195	34.093	65.293	37.22	40.285	55.944	53.556	53.48	62.905	51.413	37.582	40.544	36.41	41.987	31.343	29.736	39 / 44
COMED	27.484	26.504	25.758	24.984	24.753	25.998	29.427	28.144	29.531	31.635	65.622	34.239	37.567	51.904	50.369	49.943	57.368	46.677	34.366	36.584	32.423	37.751	28.513	27.206	36 / 41
DOM	29.129	28.098	27.36	26.554	26.266	27.665	31.262	29.968	31.35	33.331	65.899	36.358	39.676	55.054	52.894	52.72	61.671	50.424	36.947	39.747	35.486	41	30.546	29.038	38 / 43
NEW JERSEY HUB	29.88	28.59	27.59	26.81	26.39	27.54	31.38	30.48	32.34	34.09	61.75	37.49	41.19	57.06	56.51	54.43	61.53	50.49	37.81	39.98	36.29	41.68	31.36	29.64	39 / 44
Percent Forecast	-0.27	-1.44	-1.14	-1.02	-0.95	-1.17	-1.45	-0.69	-0.49	0.03	0.22	0.19	0.35	0.07	-0.20	0.08	0.67	1.33	1.73	0.67	-1.37	0.80	1.02	-0.02	
RTLoad	62.448	58.64	56.658	55.692	56.11	58.87	64.519	70.322	74.537	78.079	81.166	83.572	85.503	86.996	88.08	89.018	89.724	89.267	86.932	83.602	82.42	81.8	76.465	69.538	



PJM Daily Report

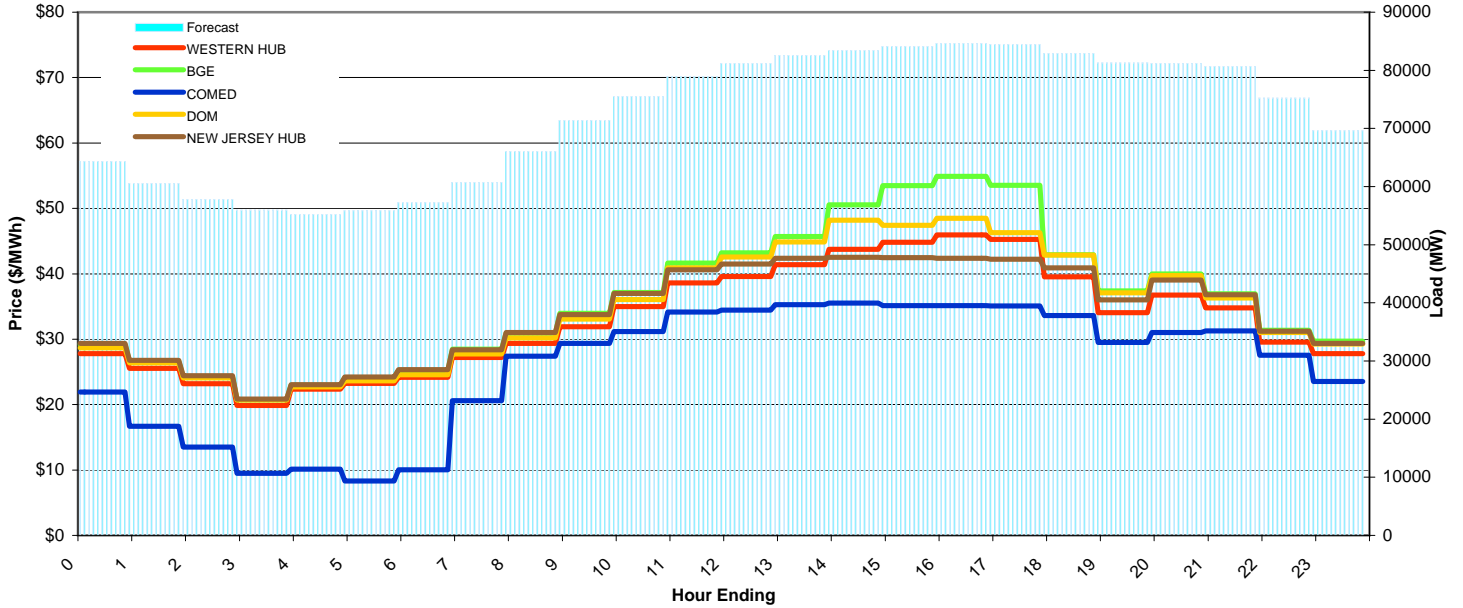
5/23/2009

Price Color Codes:



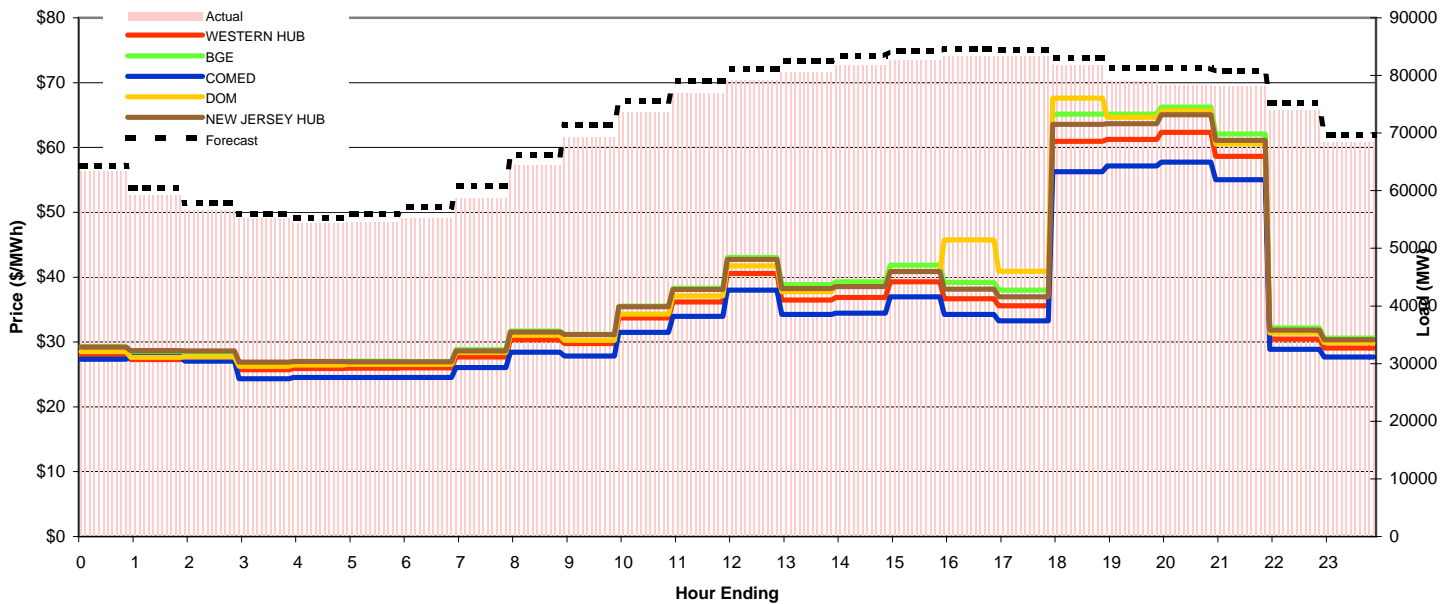
Day-Ahead Prices and Forecast Load

	HE1	HE2	HE3	HE4	HE5	HE6	HE7	HE8	HE9	HE10	HE11	HE12	HE13	HE14	HE15	HE16	HE17	HE18	HE19	HE20	HE21	HE22	HE23	HE24	avg all/peak
WESTERN HUB	27.77	25.55	23.19	19.88	22.37	23.27	24.16	27.21	29.34	31.92	34.98	38.59	39.58	41.38	43.76	44.81	45.96	45.26	39.51	34.07	36.77	34.81	29.56	27.79	33 / 37
BGE	29.231	26.599	24.236	20.75	22.958	24.112	25.213	28.483	30.918	33.946	37.145	41.663	43.216	45.693	50.53	53.48	54.89	53.511	42.932	37.367	39.99	36.964	31.354	29.678	36 / 41
COMED	21.926	16.663	13.52	9.4901	10.11	8.3175	10.034	20.583	27.414	29.345	31.156	34.149	34.455	35.264	35.511	35.11	35.126	35.084	33.603	29.498	31.033	31.244	27.571	23.539	26 / 32
DOM	28.654	26.377	24.06	20.686	22.726	23.631	24.539	27.765	30.178	33.099	36.046	40.883	42.578	44.854	48.202	47.426	48.474	46.284	42.88	37.106	39.727	36.313	31.001	29.255	35 / 40
NEW JERSEY HUB	29.33	26.77	24.43	20.85	23.05	24.22	25.33	28.38	31.02	33.77	36.99	40.62	41.47	42.35	42.53	42.45	42.40	42.22	40.93	36.04	39.02	36.82	31.20	29.37	34 / 38
DA Forecast	64.3	60.5	57.8	56.0	55.3	55.9	57.3	60.7	66.1	71.5	75.5	78.9	81.2	82.6	83.4	84.1	84.7	84.5	82.9	81.3	81.2	80.7	75.3	69.6	72 / 78



Preliminary Real-Time Prices with Forecasted and Actual System Load


	HE1	HE2	HE3	HE4	HE5	HE6	HE7	HE8	HE9	HE10	HE11	HE12	HE13	HE14	HE15	HE16	HE17	HE18	HE19	HE20	HE21	HE22	HE23	HE24	avg all/peak
WESTERN HUB	27.99	27.29	27.27	25.73	25.90	25.94	26.01	27.67	30.33	29.73	33.69	36.16	40.56	36.50	36.89	39.30	36.69	35.56	60.97	61.22	62.33	58.63	30.44	29.06	36 / 41
BGE	29.242	28.455	28.416	26.822	26.965	27.021	27.018	28.814	31.678	31.204	35.516	38.294	43.053	38.844	39.306	41.866	39.204	38.002	65.156	65.156	66.207	62.076	32.17	30.607	38 / 44
COMED	27.32	27.792	27.03	24.34	24.537	24.523	24.522	26.065	28.437	27.812	31.481	33.948	38.003	34.274	34.453	36.954	34.257	33.261	56.259	57.173	57.766	55.029	28.877	27.682	34 / 38
DOM	28.508	27.628	27.702	26.264	26.441	26.552	26.553	28.36	31.022	30.241	34.31	37.121	41.744	37.748	38.617	40.905	45.726	40.91	67.621	64.648	65.632	60.551	31.391	29.892	38 / 44
NEW JERSEY HUB	29.24	28.65	28.62	26.90	27.00	26.95	26.96	28.63	31.53	31.13	35.46	38.09	42.76	38.26	38.56	40.86	38.17	36.98	63.56	63.65	65.07	61.11	31.82	30.35	38 / 43
Percent Forecast	-1.47	-2.22	-1.97	-1.41	-1.66	-2.37	-3.76	-3.26	-2.53	-3.14	-2.44	-2.57	-2.54	-2.40	-2.11	-1.78	-1.56	-1.34	-1.45	-2.75	-3.60	-3.20	-1.80	-1.83	
RTLoad	63.411	59.225	56.673	55.206	54.391	54.59	55.179	58.816	64.474	69.292	73.71	76.962	79.183	80.622	81.719	82.676	83.355	83.341	81.755	79.14	78.415	78.221	73.942	68.384	



PJM Daily Report

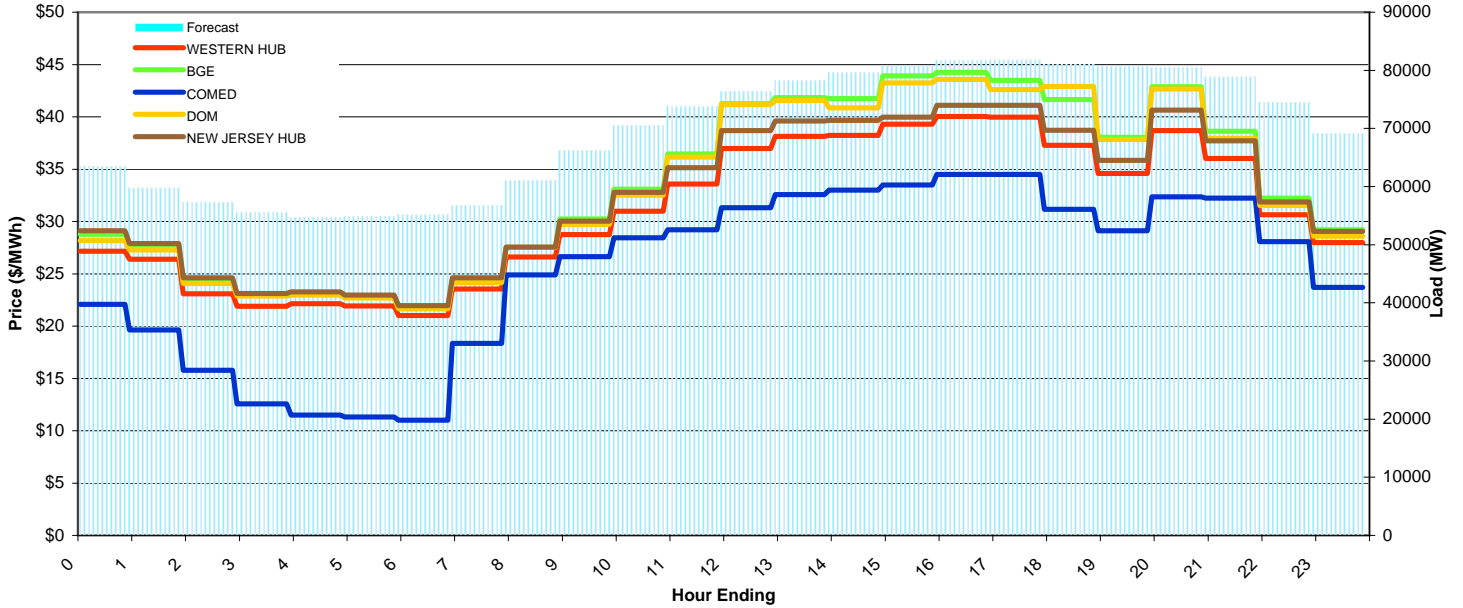
5/24/2009

Price Color Codes:



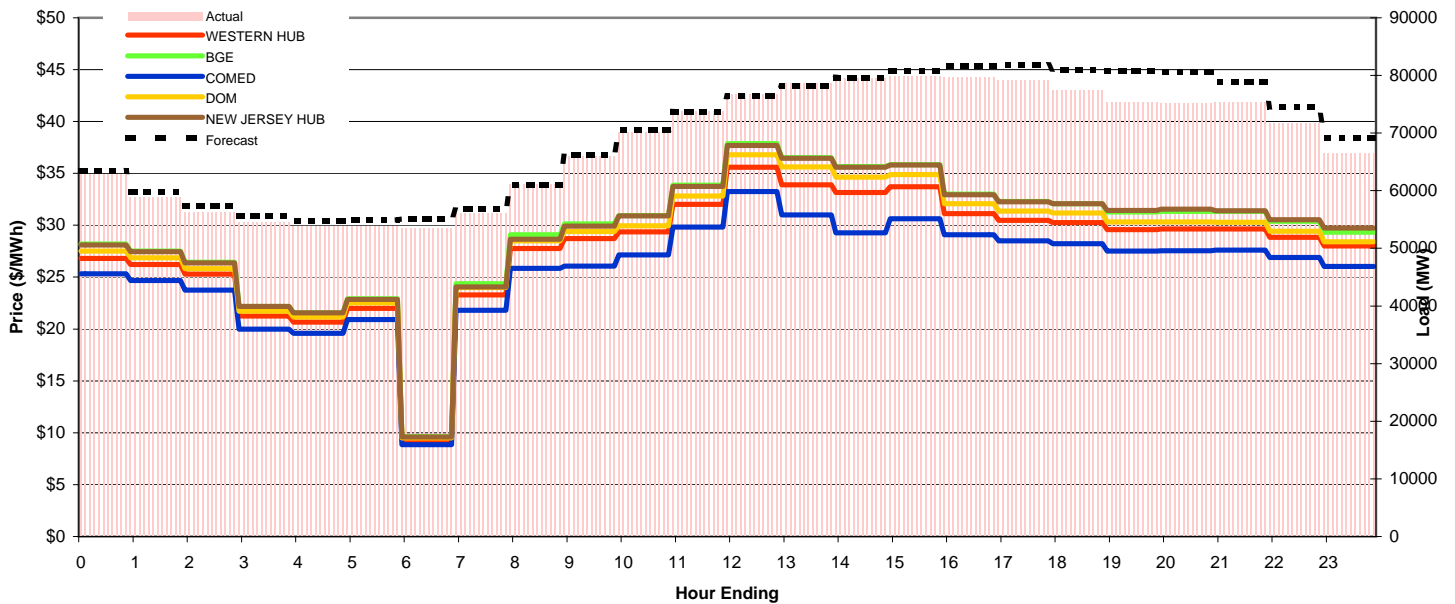
Day-Ahead Prices and Forecast Load

	HE1	HE2	HE3	HE4	HE5	HE6	HE7	HE8	HE9	HE10	HE11	HE12	HE13	HE14	HE15	HE16	HE17	HE18	HE19	HE20	HE21	HE22	HE23	HE24	avg all/peak
WESTERN HUB	27.16	26.40	23.10	21.89	22.14	21.94	21.02	23.56	26.61	28.76	30.96	33.58	36.97	38.13	38.24	39.29	40.04	39.96	37.28	34.57	38.69	36.03	30.64	27.97	31 / 35
BGE	28.765	27.751	24.448	23.084	23.178	22.92	21.885	24.49	27.53	30.235	33.09	36.465	41.244	41.835	41.742	43.924	44.258	43.473	41.652	38.043	42.865	38.634	32.218	29.219	33 / 38
COMED	22.073	19.618	15.782	12.579	11.485	11.32	11.017	18.362	24.882	26.634	28.439	29.216	31.302	32.557	33.001	33.487	34.495	34.493	31.173	29.119	32.368	32.239	28.074	23.714	25 / 30
DOM	28.15	27.291	24.081	22.868	22.973	22.679	21.638	24.158	27.528	29.727	32.513	36.152	41.171	41.566	40.858	43.238	43.584	42.594	42.918	37.82	42.647	37.957	31.534	28.604	33 / 37
NEW JERSEY HUB	29.12	27.89	24.63	23.13	23.27	22.98	21.96	24.61	27.55	30.03	32.79	35.14	38.68	39.62	39.67	39.96	41.10	41.11	38.71	35.84	40.66	37.70	31.86	29.05	32 / 36
DA Forecast	63.5	59.8	57.3	55.6	54.8	54.9	55.2	56.8	61.1	66.3	70.5	73.7	76.4	78.2	79.6	80.8	81.7	81.8	81.0	80.7	80.6	78.9	74.5	69.2	70 / 75



Preliminary Real-Time Prices with Forecasted and Actual System Load

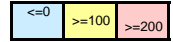
	HE1	HE2	HE3	HE4	HE5	HE6	HE7	HE8	HE9	HE10	HE11	HE12	HE13	HE14	HE15	HE16	HE17	HE18	HE19	HE20	HE21	HE22	HE23	HE24	avg all/peak
WESTERN HUB	26.80	26.21	25.30	21.25	20.66	21.99	9.25	23.30	27.78	28.71	29.36	32.02	35.61	33.91	33.71	31.11	30.49	30.27	29.57	29.63	29.64	28.85	28.00	28 / 30	
BGE	28.199	27.517	26.444	22.179	21.567	22.915	9.6329	24.38	29.09	30.142	30.935	33.875	37.88	36.532	35.65	35.833	33.002	32.289	32.07	31.263	31.333	31.336	30.373	29.342	29 / 32
COMED	25.312	24.667	23.739	19.995	19.573	20.918	8.846	21.813	25.842	26.079	27.129	29.839	33.253	30.993	29.28	30.644	29.08	28.493	28.235	27.524	27.549	27.599	26.908	26.046	26 / 28
DOM	27.509	26.878	25.826	21.7	21.145	22.516	9.4868	23.992	28.511	29.393	29.946	32.826	36.788	35.638	34.643	34.877	32.078	31.376	31.189	30.327	30.314	30.284	29.427	28.41	29 / 31
NEW JERSEY HUB	28.11	27.44	26.38	22.17	21.55	22.86	9.59	24.06	28.65	29.93	30.90	33.76	37.69	36.45	35.58	35.82	32.95	32.28	32.08	31.42	31.55	31.39	30.53	29.75	29 / 32
Percent Forecast	-0.89	-1.62	-1.77	-1.64	-1.63	-2.05	-3.03	-1.06	0.07	-0.37	-0.60	0.04	0.54	0.63	-0.02	-1.11	-2.50	-3.30	-4.70	-7.17	-7.09	-4.74	-3.90	-3.87	
RTLload	62.898	58.847	56.283	54.659	53.874	53.783	53.531	56.204	61.13	66.008	70.112	73.775	76.808	78.694	79.578	79.935	79.701	79.177	77.378	75.338	75.223	75.319	71.729	66.589	



PJM Daily Report

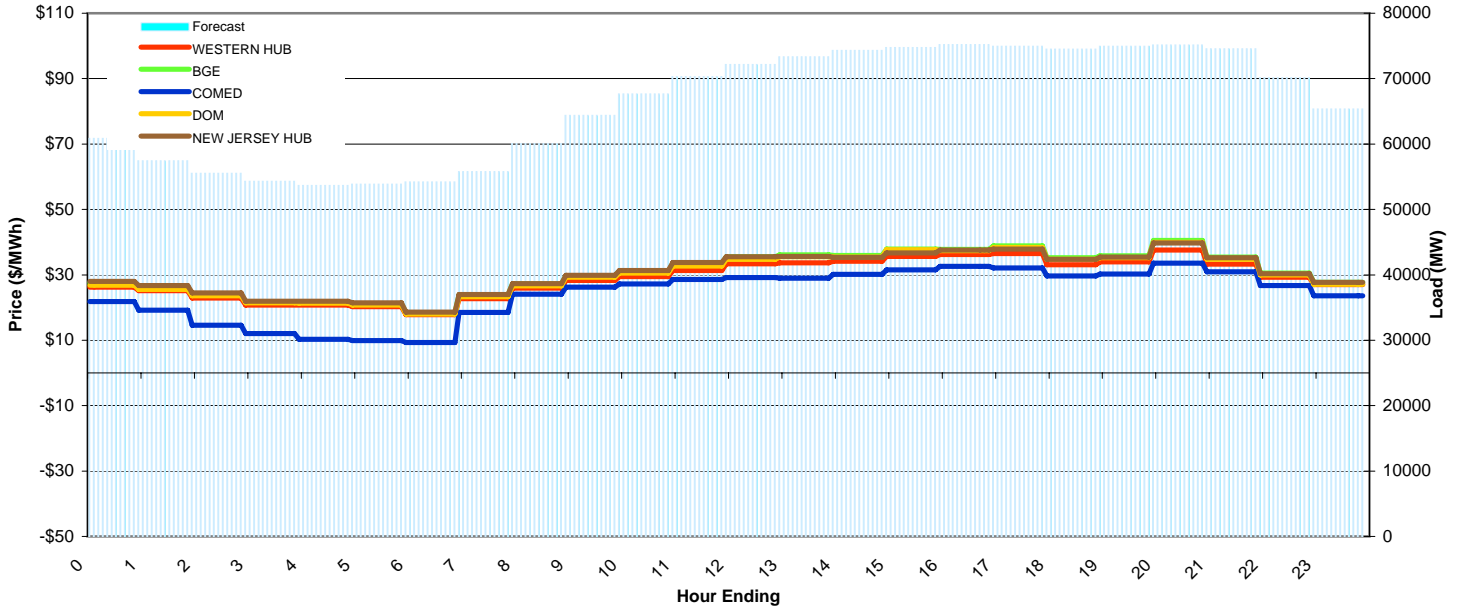
5/25/2009

Price Color Codes:



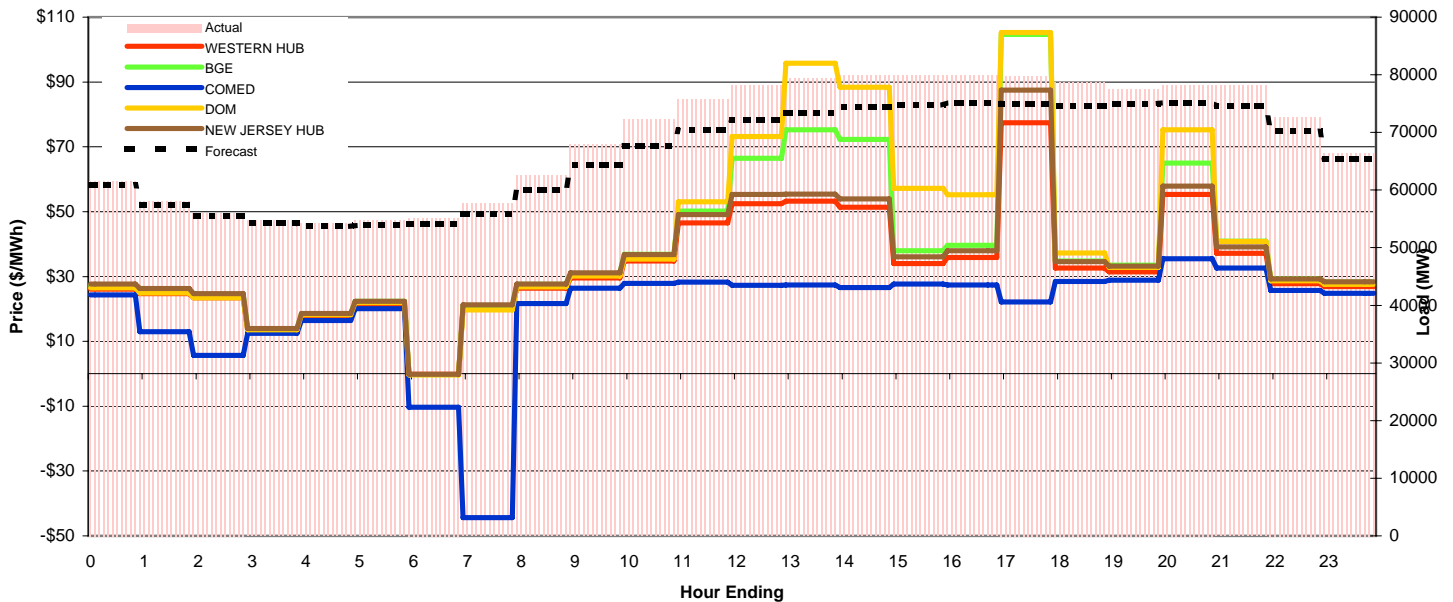
Day-Ahead Prices and Forecast Load

	HE1	HE2	HE3	HE4	HE5	HE6	HE7	HE8	HE9	HE10	HE11	HE12	HE13	HE14	HE15	HE16	HE17	HE18	HE19	HE20	HE21	HE22	HE23	HE24	avg all/peak
WESTERN HUB	26.23	25.14	22.90	20.73	20.76	20.29	17.84	22.73	25.94	28.25	29.43	31.30	33.40	33.67	34.18	35.59	36.18	36.46	33.12	33.97	37.55	33.29	29.26	27.05	29 / 32
BGE	27.608	26.288	24.106	21.797	21.714	21.173	18.417	23.872	27.177	29.743	31.133	33.432	35.574	36.127	35.91	37.867	37.803	38.848	35.273	35.858	40.542	35.438	30.544	27.7	31 / 34
COMED	21.794	19.162	14.581	12.077	10.271	9.8788	9.3371	18.53	24.074	26.251	27.248	28.554	29.142	28.928	30.118	31.537	32.569	32.076	29.699	30.2	33.524	30.9	26.734	23.561	24 / 29
DOM	26.846	25.592	23.606	21.442	21.359	20.771	18.056	23.292	26.66	29.225	30.555	32.653	34.718	35.513	35.391	37.675	37.342	38.321	34.753	35.262	39.919	34.734	29.923	27.13	30 / 33
NEW JERSEY HUB	28.02	26.74	24.42	21.97	21.90	21.39	18.59	24.02	27.27	29.83	31.34	33.72	35.56	35.66	35.31	36.68	37.58	37.91	34.79	35.45	39.77	35.24	30.31	27.70	30 / 34
DA Forecast	60.9	57.5	55.6	54.3	53.7	53.9	54.2	55.8	60.1	64.4	67.7	70.3	72.2	73.3	74.3	74.8	75.2	75.0	74.5	75.0	75.2	74.6	70.2	65.4	66 / 71



Preliminary Real-Time Prices with Forecasted and Actual System Load

	HE1	HE2	HE3	HE4	HE5	HE6	HE7	HE8	HE9	HE10	HE11	HE12	HE13	HE14	HE15	HE16	HE17	HE18	HE19	HE20	HE21	HE22	HE23	HE24	avg all/peak
WESTERN HUB	26.10	24.73	23.39	13.31	17.77	21.41	-0.16	20.47	26.41	29.55	34.79	46.50	52.46	53.26	51.32	34.04	35.87	77.43	32.62	31.46	55.27	37.17	27.73	26.85	33 / 40
BGE	27.338	25.72	24.204	13.873	18.535	22.326	-0.272	20.704	27.559	30.976	36.899	50.218	66.433	75.217	72.292	37.971	39.642	104.64	34.83	33.5	64.975	40.911	29.304	28.264	39 / 48
COMED	24.287	12.992	5.6599	12.444	16.419	20.035	-10.3	-44.33	21.671	26.433	27.83	28.263	27.261	27.432	26.573	27.68	27.387	22.137	28.488	28.816	35.459	32.649	25.745	24.837	20 / 23
DOM	26.52	24.88	23.476	13.588	18.243	21.974	-0.362	19.724	26.833	30.141	35.387	53.006	73.134	95.76	88.351	57.182	55.212	105.23	37.228	32.857	75.282	40.806	28.656	27.541	42 / 53
NEW JERSEY HUB	27.71	26.27	24.70	13.99	18.61	22.39	-0.18	21.28	27.69	31.15	36.74	49.11	55.31	55.47	53.93	36.03	37.94	87.49	34.57	33.25	57.88	39.13	29.31	28.40	35 / 43
Percent Forecast	1.12	1.15	0.80	0.70	1.04	1.64	1.64	3.28	3.98	5.16	6.27	7.16	7.68	7.62	6.96	6.42	5.84	6.01	5.35	3.29	3.95	4.59	3.49	1.59	
RTLoad	61.573	58.133	56.001	54.698	54.252	54.764	55.108	57.692	62.574	67.875	72.224	75.758	78.158	79.376	79.887	79.889	79.852	79.773	78.735	77.536	78.254	78.152	72.693	66.446	



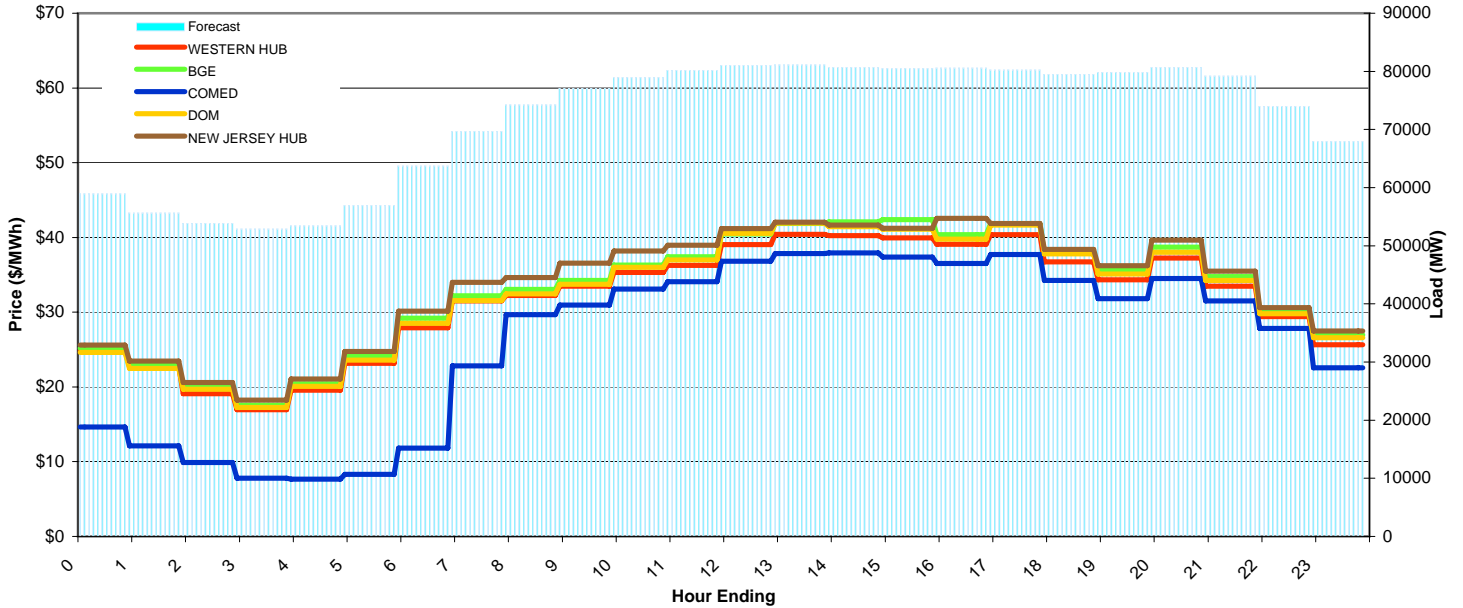
PJM Daily Report

5/26/2009

Price Color Codes: ≤0 ≥100 ≥200

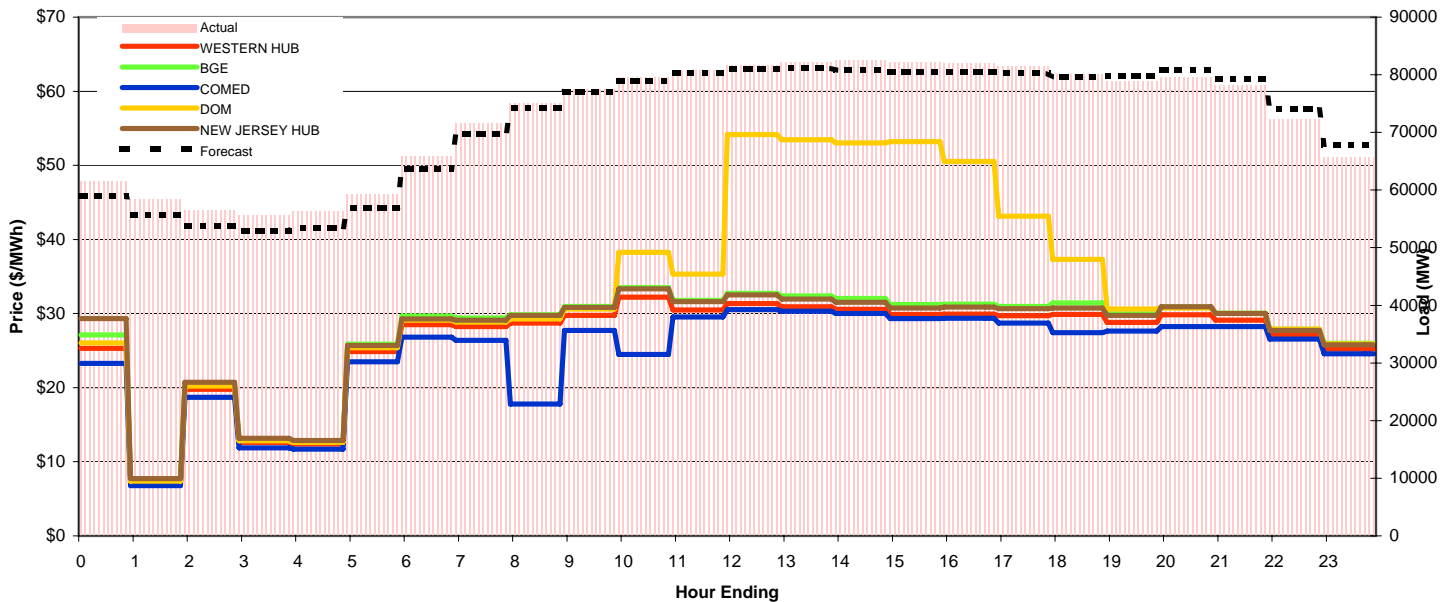
Day-Ahead Prices and Forecast Load

	HE1	HE2	HE3	HE4	HE5	HE6	HE7	HE8	HE9	HE10	HE11	HE12	HE13	HE14	HE15	HE16	HE17	HE18	HE19	HE20	HE21	HE22	HE23	HE24	avg all/peak
WESTERN HUB	24.87	22.72	19.11	16.97	19.58	23.14	27.90	31.49	32.23	33.47	35.33	36.28	39.05	40.40	40.24	39.94	39.07	40.39	36.73	34.35	37.26	33.50	29.40	25.63	32 / 36
BGE	25.175	22.975	19.996	17.548	20.416	24.177	29.208	32.212	33.069	34.255	36.298	37.414	40.467	41.866	42.091	42.37	40.376	41.836	37.99	35.677	38.705	34.753	30.199	26.969	33 / 37
COMED	14.628	12.097	9.9083	7.7846	7.6699	8.3103	11.806	22.803	29.677	30.94	33.099	34.072	36.812	37.848	37.935	37.394	36.536	37.728	34.251	31.819	34.519	31.53	27.832	22.544	26 / 33
DOM	24.604	22.479	19.693	17.267	20.061	23.583	28.493	31.552	32.448	33.724	36.002	36.975	40.557	41.921	41.434	41.12	39.786	41.654	37.816	35.109	38.037	34.272	29.802	26.584	32 / 37
NEW JERSEY HUB	25.62	23.44	20.60	18.25	21.04	24.77	30.12	34.00	34.64	36.54	38.18	38.96	41.19	42.06	41.67	41.24	42.57	41.89	38.42	36.21	39.64	35.50	30.61	27.49	34 / 38
DA Forecast	58.9	55.7	53.8	52.9	53.5	56.9	63.7	69.7	74.2	77.0	79.0	80.2	81.0	81.1	80.8	80.5	80.6	80.2	79.5	79.8	80.8	79.2	74.0	67.9	72 / 79



Preliminary Real-Time Prices with Forecasted and Actual System Load

	HE1	HE2	HE3	HE4	HE5	HE6	HE7	HE8	HE9	HE10	HE11	HE12	HE13	HE14	HE15	HE16	HE17	HE18	HE19	HE20	HE21	HE22	HE23	HE24	avg all/peak
WESTERN HUB	25.29	7.27	19.79	12.59	12.38	24.86	28.49	28.23	28.71	29.74	32.20	30.48	31.36	30.93	30.59	29.87	29.93	29.70	29.89	28.82	29.83	29.10	27.05	25.21	26 / 30
BGE	27.118	7.6117	20.643	13.103	12.862	25.865	29.662	29.424	29.841	30.953	33.506	31.793	32.726	32.366	32.022	31.23	31.253	30.979	31.452	29.975	30.924	30.05	27.908	26.015	27 / 31
COMED	23.274	6.797	18.708	11.897	11.7	23.494	26.808	26.403	17.807	27.706	24.495	29.521	30.542	30.319	30.007	29.307	29.348	28.71	27.421	27.646	28.235	28.237	26.578	24.584	25 / 28
DOM	26.028	7.401	20.229	12.844	12.628	25.382	29.12	28.867	29.293	30.638	38.261	35.341	54.154	53.44	53.039	53.222	50.538	43.14	37.326	30.613	30.768	30.011	27.899	25.921	33 / 39
NEW JERSEY HUB	29.34	7.71	20.74	13.16	12.88	25.70	29.29	29.10	29.75	30.84	33.35	31.63	32.51	31.94	31.51	30.77	30.90	30.66	30.75	29.73	30.92	30.02	27.71	25.80	27 / 31
Percent Forecast	4.09	4.61	4.65	5.04	4.90	4.04	3.13	2.67	1.04	0.53	0.67	0.74	0.79	1.31	2.05	2.00	1.69	1.50	0.71	-1.14	-1.53	-1.43	-2.52	-3.31	
RTLoad	61.455	58.365	56.45	55.691	56.223	59.301	65.806	71.574	75.015	77.456	79.488	80.826	81.654	82.184	82.448	82.149	81.946	81.469	80.121	78.912	79.557	78.115	72.218	65.726	



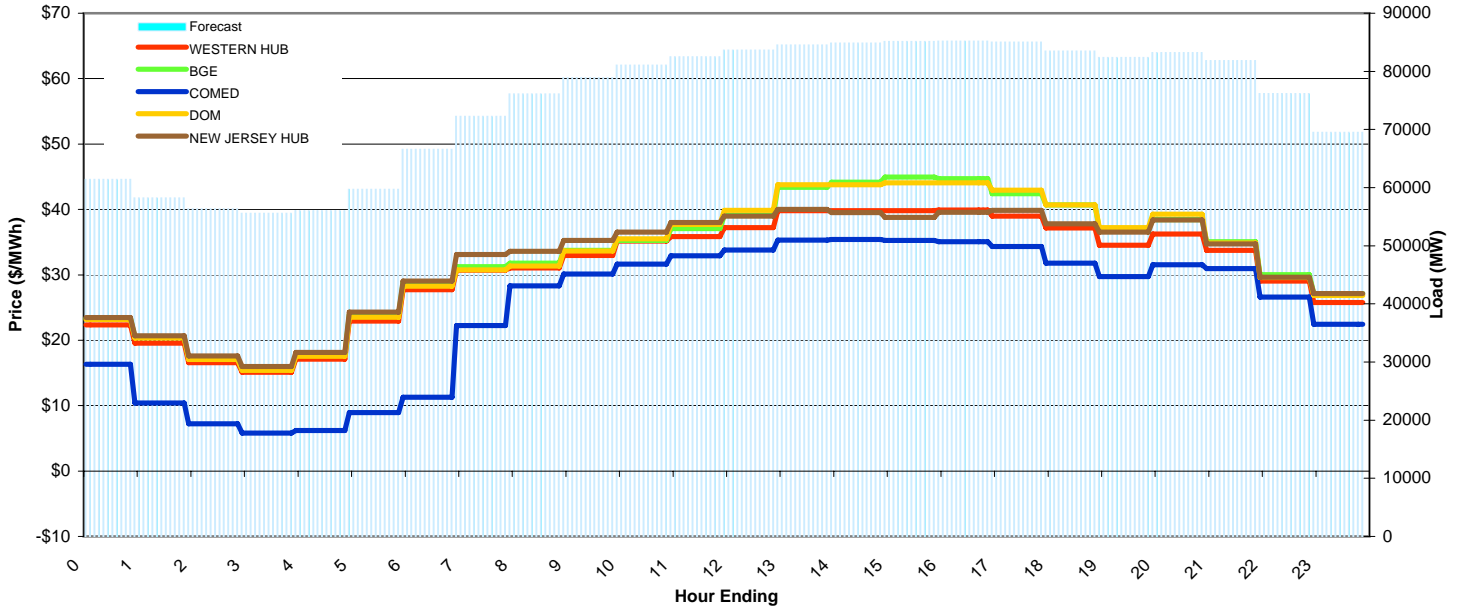
PJM Daily Report

5/27/2009

Price Color Codes: ≤0 ≥100 ≥200

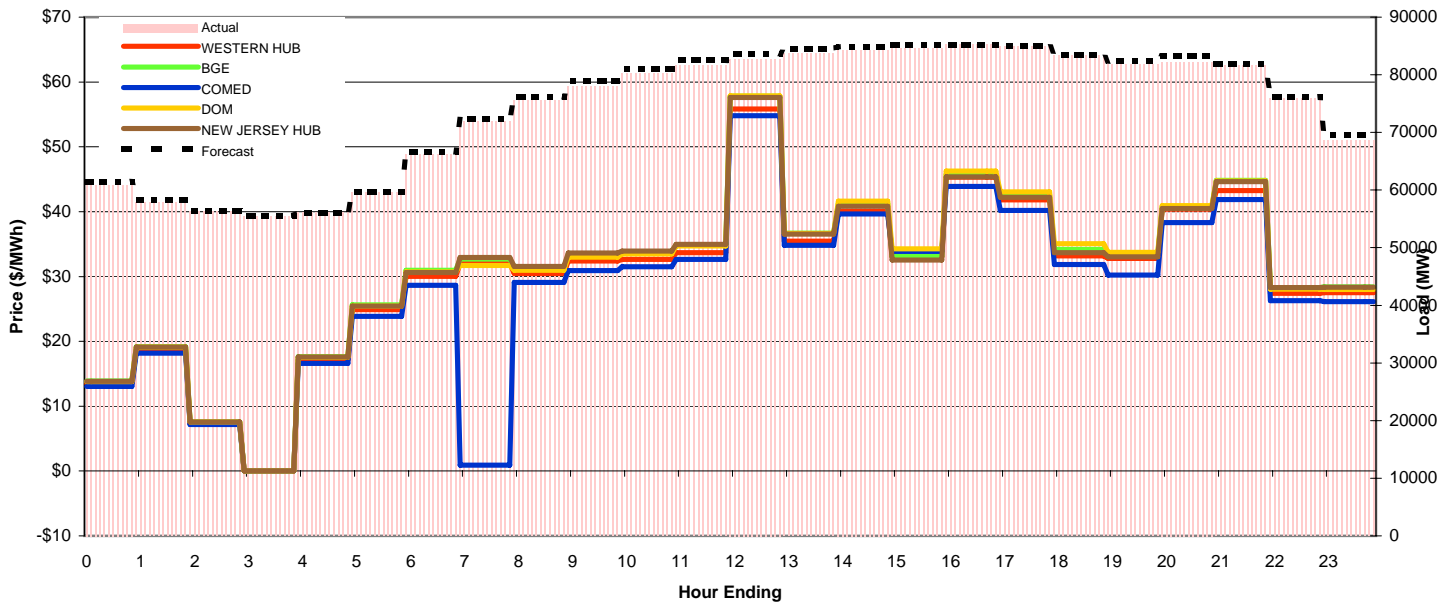
Day-Ahead Prices and Forecast Load

	HE1	HE2	HE3	HE4	HE5	HE6	HE7	HE8	HE9	HE10	HE11	HE12	HE13	HE14	HE15	HE16	HE17	HE18	HE19	HE20	HE21	HE22	HE23	HE24	avg all/peak
WESTERN HUB	22.33	19.55	16.58	15.12	17.10	22.93	27.71	30.70	31.07	32.95	35.17	35.85	37.20	39.83	39.82	39.79	39.93	38.99	37.15	34.54	36.25	33.75	29.05	25.75	31 / 36
BGE	23.389	20.447	17.188	15.508	17.703	23.931	28.8	31.241	31.805	33.73	35.26	37.069	39.088	43.406	44.181	44.929	44.718	42.409	40.69	36.907	38.435	35.084	30.022	27.161	33 / 38
COMED	16.321	10.394	7.2308	5.7905	6.1726	8.9553	11.303	22.252	28.316	30.115	31.633	32.897	33.808	35.328	35.418	35.245	35.08	34.345	31.768	29.729	31.523	30.942	26.609	22.423	25 / 32
DOM	23.16	20.349	17.079	15.392	17.526	23.539	28.283	30.767	31.356	33.626	35.503	37.697	39.848	43.752	43.761	44.069	44.074	42.919	40.684	37.232	39.272	34.892	29.596	26.84	33 / 38
NEW JERSEY HUB	23.45	20.66	17.58	15.97	18.13	24.31	29.05	33.09	33.58	35.28	36.55	38.00	38.96	40.03	39.50	38.77	39.55	39.85	37.82	36.55	38.40	34.70	29.64	27.14	32 / 37
DA Forecast	61.5	58.2	56.4	55.6	56.1	59.7	66.6	72.3	76.1	79.0	81.1	82.5	83.6	84.6	84.9	85.2	85.2	85.1	83.5	82.4	83.2	81.8	76.2	69.5	75 / 82



Preliminary Real-Time Prices with Forecasted and Actual System Load

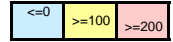
	HE1	HE2	HE3	HE4	HE5	HE6	HE7	HE8	HE9	HE10	HE11	HE12	HE13	HE14	HE15	HE16	HE17	HE18	HE19	HE20	HE21	HE22	HE23	HE24	avg all/peak
WESTERN HUB	13.48	18.60	7.36	0.00	17.15	24.87	30.00	32.04	30.45	32.42	32.64	33.65	55.82	35.43	40.04	33.03	45.32	41.81	33.19	32.78	40.39	43.27	27.39	27.50	30 / 37
BGE	13.908	19.18	7.5771	0	17.64	25.626	30.954	32.696	31.402	33.399	33.763	34.913	57.805	36.679	41.271	33.136	45.77	42.54	34.184	33.422	40.732	44.807	28.278	28.379	31 / 38
COMED	13.066	18.165	7.176	0	16.611	23.839	28.667	0.9303	29.073	30.891	31.511	32.665	54.802	34.801	39.638	33.893	43.908	40.171	31.855	30.225	38.308	41.879	26.286	26.133	28 / 34
DOM	13.806	19.11	7.5527	0	17.551	25.416	30.716	31.713	30.969	32.963	33.467	34.734	57.846	36.657	41.618	34.267	46.283	43.047	35.077	33.722	40.933	44.708	28.056	28.019	31 / 38
NEW JERSEY HUB	13.85	19.10	7.56	0.00	17.58	25.45	30.62	32.92	31.53	33.65	33.92	34.97	57.61	36.55	40.85	32.56	45.35	42.20	33.68	33.04	40.50	44.61	28.28	28.36	31 / 38
Percent Forecast	-1.04	-0.60	-0.23	-0.35	0.02	-0.12	-0.75	-0.49	-0.84	-1.31	-1.10	-1.11	-1.11	-1.00	-0.70	-0.63	-0.01	-0.20	-0.15	-0.79	-1.21	-0.26	-0.44	-1.32	
RTLLoad	60.824	57.88	56.254	55.397	56.07	59.639	66.1	71.923	75.51	77.937	80.187	81.599	82.731	83.728	84.278	84.627	85.218	84.894	83.362	81.758	82.24	81.623	75.829	68.611	



PJM Daily Report

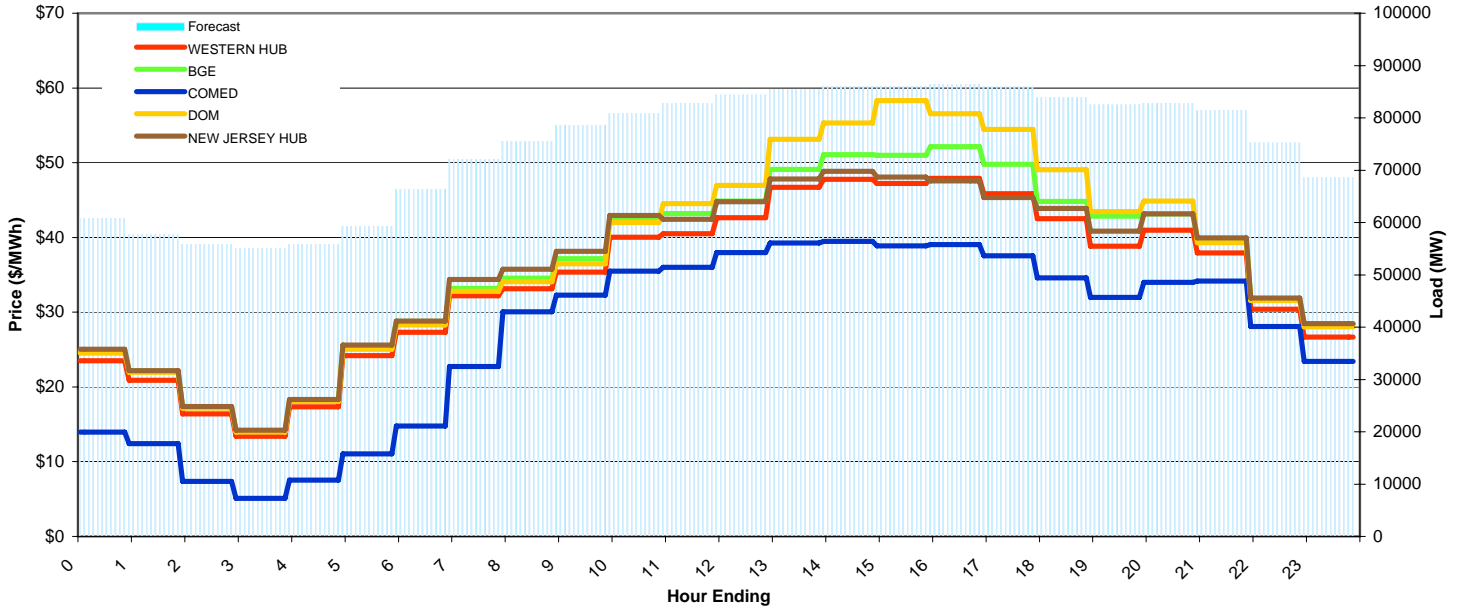
5/28/2009

Price Color Codes:



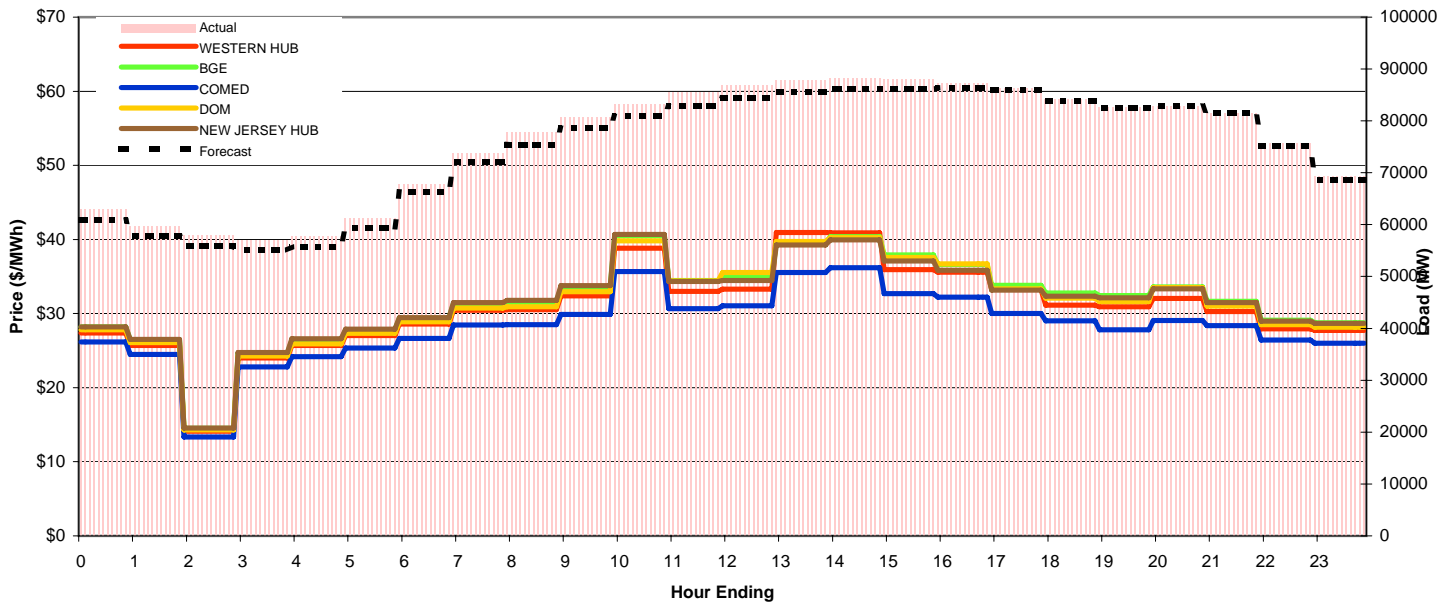
Day-Ahead Prices and Forecast Load

	HE1	HE2	HE3	HE4	HE5	HE6	HE7	HE8	HE9	HE10	HE11	HE12	HE13	HE14	HE15	HE16	HE17	HE18	HE19	HE20	HE21	HE22	HE23	HE24	avg all/peak
WESTERN HUB	23.52	20.91	16.42	13.41	17.33	24.19	27.31	32.21	33.14	35.38	40.04	40.50	42.64	46.69	47.80	47.22	47.92	45.85	42.51	38.84	40.98	37.93	30.40	26.65	34 / 41
BGE	24.859	22.12	17.284	14.087	18.206	25.463	28.779	33.181	34.546	37.154	42.54	43.219	44.863	49.104	51.076	51	52.159	49.796	44.81	42.854	43.147	39.804	31.814	28.424	36 / 43
COMED	13.951	12.401	7.3813	5.0971	7.5243	11.042	14.771	22.737	30.064	32.28	35.492	36.015	37.956	39.263	39.492	38.867	39.028	37.54	34.599	31.979	34.015	34.144	28.075	23.419	27 / 34
DOM	24.541	21.981	17.189	13.973	18.07	25.064	28.316	32.807	34.084	36.488	41.996	44.51	46.974	53.112	55.3	58.292	56.572	54.464	49.086	43.448	44.861	39.301	31.541	28.06	38 / 45
NEW JERSEY HUB	25.05	22.16	17.40	14.23	18.33	25.59	28.83	34.39	35.73	38.14	42.93	42.41	44.80	47.83	48.87	48.10	47.57	45.33	43.89	40.83	43.14	39.93	31.89	28.48	36 / 42
DA Forecast	60.9	57.8	55.8	55.1	55.8	59.3	66.3	72.0	75.5	78.6	80.9	82.8	84.4	85.5	86.1	86.1	86.4	85.9	83.9	82.5	82.8	81.4	75.2	68.5	75 / 82



Preliminary Real-Time Prices with Forecasted and Actual System Load

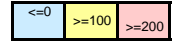
	HE1	HE2	HE3	HE4	HE5	HE6	HE7	HE8	HE9	HE10	HE11	HE12	HE13	HE14	HE15	HE16	HE17	HE18	HE19	HE20	HE21	HE22	HE23	HE24	avg all/peak
WESTERN HUB	27.39	25.69	14.11	23.99	25.71	27.04	28.60	30.46	30.54	32.39	38.83	32.97	33.30	40.96	40.89	35.93	35.57	33.25	31.12	30.91	32.04	30.26	27.94	27.70	31 / 34
BGE	28.203	26.44	14.492	24.624	26.396	27.791	29.376	31.353	31.538	33.562	40.5	34.459	34.883	39.544	40.358	37.928	36.611	33.823	32.796	32.41	33.615	31.647	29.12	28.766	32 / 35
COMED	26.166	24.486	13.362	22.805	24.172	25.337	26.665	28.436	28.483	29.901	35.68	30.646	31.035	35.52	36.177	32.71	32.209	30.003	29.024	27.829	29.057	28.371	26.419	26.012	28 / 31
DOM	27.826	26.088	14.279	24.259	25.909	27.321	28.889	30.762	30.908	32.938	39.827	34.409	35.545	39.736	40.256	37.589	36.691	33.326	32.074	31.613	33.528	31.016	28.509	28.171	31 / 34
NEW JERSEY HUB	28.20	26.50	14.57	24.75	26.59	27.88	29.47	31.49	31.79	33.77	40.67	34.33	34.46	39.25	39.93	37.09	35.85	33.18	32.34	32.11	33.36	31.48	28.98	28.67	32 / 34
Percent Forecast	3.42	3.13	3.49	3.42	3.32	3.14	1.99	2.35	2.89	2.64	2.87	3.19	2.76	2.59	2.38	2.13	0.94	0.35	0.29	0.10	-0.13	0.06	0.70	1.23	
RTLoad	63.007	59.687	57.852	57.054	57.691	61.276	67.684	73.751	77.724	80.697	83.287	85.524	86.784	87.77	88.176	87.945	87.261	86.218	84.142	82.571	82.701	81.497	75.748	69.389	



PJM Daily Report

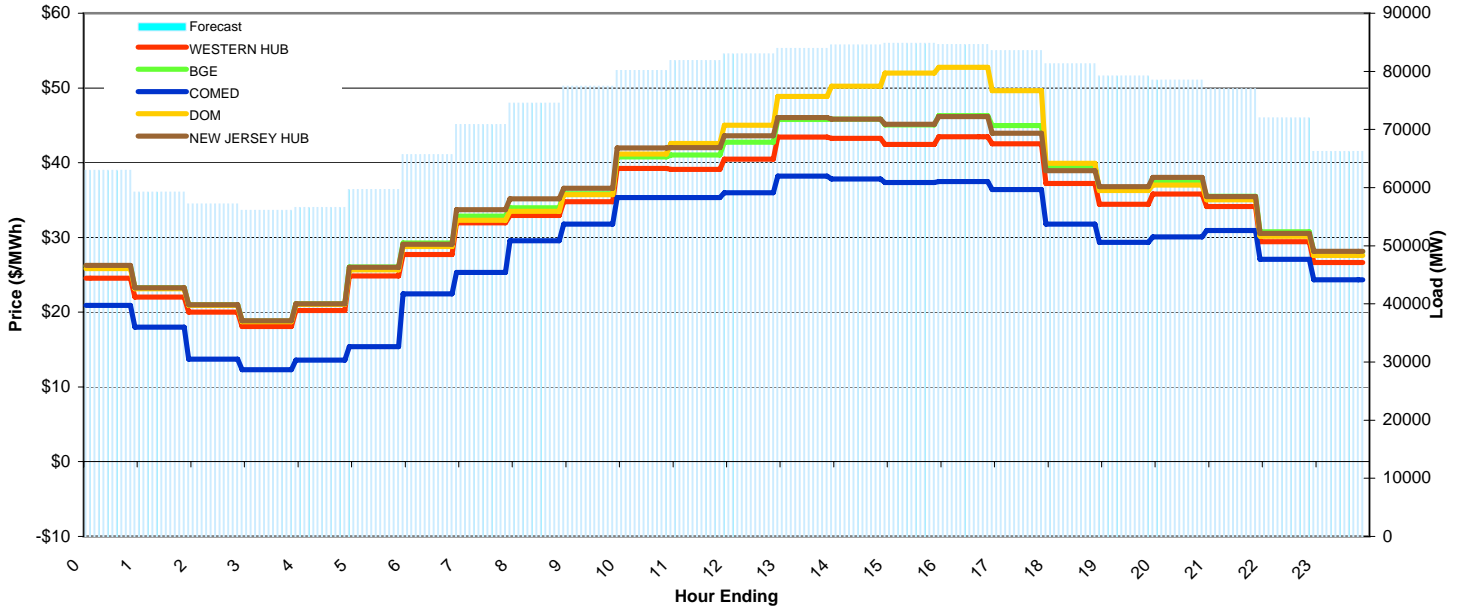
5/29/2009

Price Color Codes:



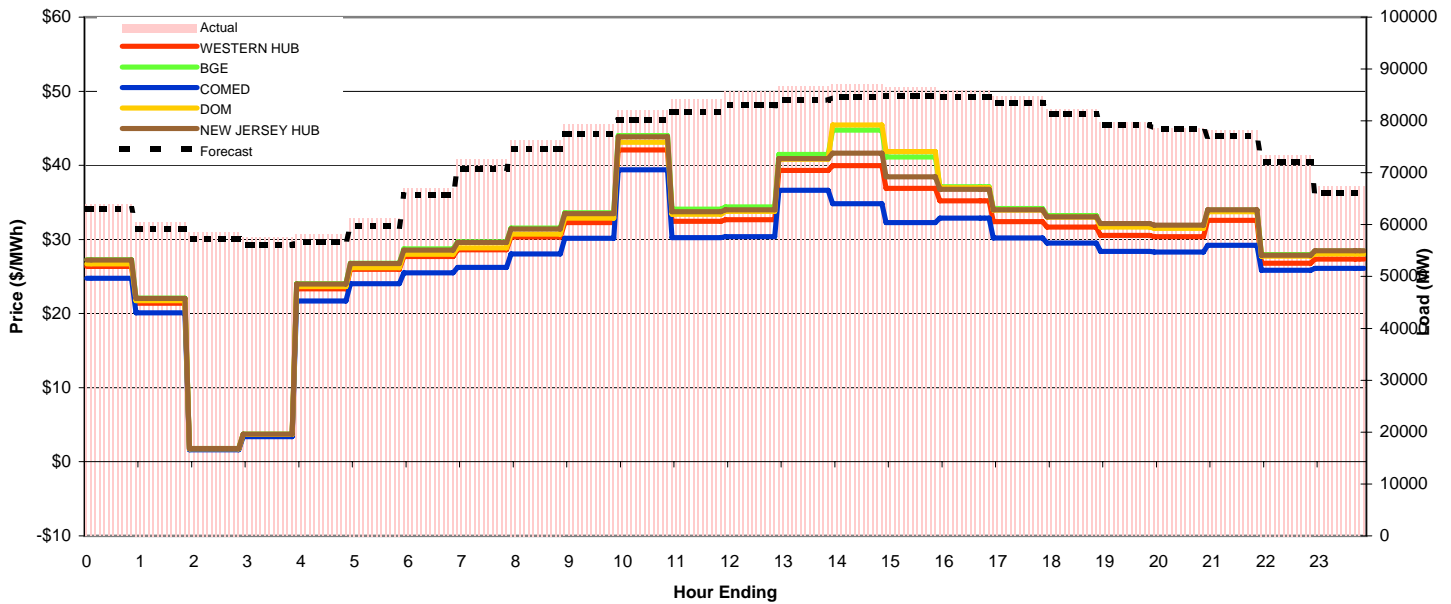
Day-Ahead Prices and Forecast Load

	HE1	HE2	HE3	HE4	HE5	HE6	HE7	HE8	HE9	HE10	HE11	HE12	HE13	HE14	HE15	HE16	HE17	HE18	HE19	HE20	HE21	HE22	HE23	HE24	avg all/peak
WESTERN HUB	24.54	22.01	20.02	18.07	20.22	24.83	27.73	31.95	32.92	34.79	39.23	39.11	40.47	43.45	43.25	42.46	43.47	42.52	37.24	34.45	35.82	34.13	29.42	26.66	33 / 38
BGE	26.16	23.256	20.994	18.826	21.137	26.056	29.252	32.858	33.976	35.864	40.793	41.055	42.736	45.792	45.822	45.049	46.321	44.972	39.551	36.336	37.386	35.491	30.779	28.111	35 / 40
COMED	20.897	18.012	13.705	12.322	13.596	15.377	22.472	25.307	29.549	31.8	35.333	35.349	35.996	38.229	37.842	37.364	37.485	36.425	31.786	29.354	30.09	30.947	27.077	24.341	28 / 33
DOM	25.816	23.143	20.931	18.73	21.043	25.658	28.772	32.29	33.485	35.744	41.162	42.591	45.022	48.853	50.239	51.989	52.777	49.639	39.934	36.27	37.027	35.039	30.149	27.586	36 / 41
NEW JERSEY HUB	26.27	23.25	21.00	18.88	21.12	25.98	29.08	33.71	35.18	36.60	41.96	42.03	43.60	46.02	45.85	45.16	46.15	43.96	38.92	36.80	38.04	35.48	30.54	28.15	35 / 40
DA Forecast	63.0	59.2	57.2	56.1	56.6	59.7	65.7	70.8	74.5	77.4	80.1	81.8	83.0	84.0	84.5	84.8	84.6	83.6	81.3	79.2	78.5	77.0	72.0	66.2	73 / 80



Preliminary Real-Time Prices with Forecasted and Actual System Load

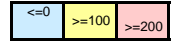
	HE1	HE2	HE3	HE4	HE5	HE6	HE7	HE8	HE9	HE10	HE11	HE12	HE13	HE14	HE15	HE16	HE17	HE18	HE19	HE20	HE21	HE22	HE23	HE24	avg all/peak
WESTERN HUB	26.36	21.41	1.74	3.62	23.34	25.95	27.72	28.61	30.35	32.27	42.08	32.45	32.69	39.33	39.98	36.88	35.21	32.43	31.68	30.55	30.39	32.59	26.78	27.34	29 / 33
BGE	27.264	22.088	1.7893	3.7273	24.007	26.774	28.73	29.707	31.528	33.609	44.019	34.078	34.411	41.457	44.761	41.11	37.133	34.195	33.235	31.903	31.739	33.979	27.952	28.454	30 / 35
COMED	24.77	20.103	1.6254	3.3905	21.714	24.041	25.512	26.216	28.049	30.15	39.414	30.248	30.394	36.636	34.81	32.288	32.884	30.211	29.493	28.387	28.29	29.196	25.847	26.107	27 / 31
DOM	26.697	21.72	1.764	3.6741	23.627	26.204	27.992	28.884	30.733	32.9	43.125	33.419	33.798	40.837	45.446	41.879	36.983	33.944	33.007	31.672	31.49	33.752	27.755	28.032	30 / 35
NEW JERSEY HUB	27.21	22.06	1.79	3.72	24.01	26.73	28.56	29.58	31.42	33.47	43.86	33.76	33.98	40.92	41.64	38.43	36.78	34.01	33.04	32.17	31.93	34.02	27.89	28.48	30 / 35
Percent Forecast	1.47	2.16	2.38	2.62	2.45	2.59	1.98	2.34	2.35	2.35	2.30	2.72	3.12	3.15	2.87	1.89	1.47	1.34	1.04	0.57	0.04	1.38	1.85	1.68	
RTLload	63.91	60.51	58.599	57.575	58.032	61.255	66.999	72.52	76.325	79.294	82.008	84.12	85.653	86.678	87.021	86.479	85.894	84.689	82.184	79.647	78.55	78.1	73.384	67.331	



PJM Daily Report

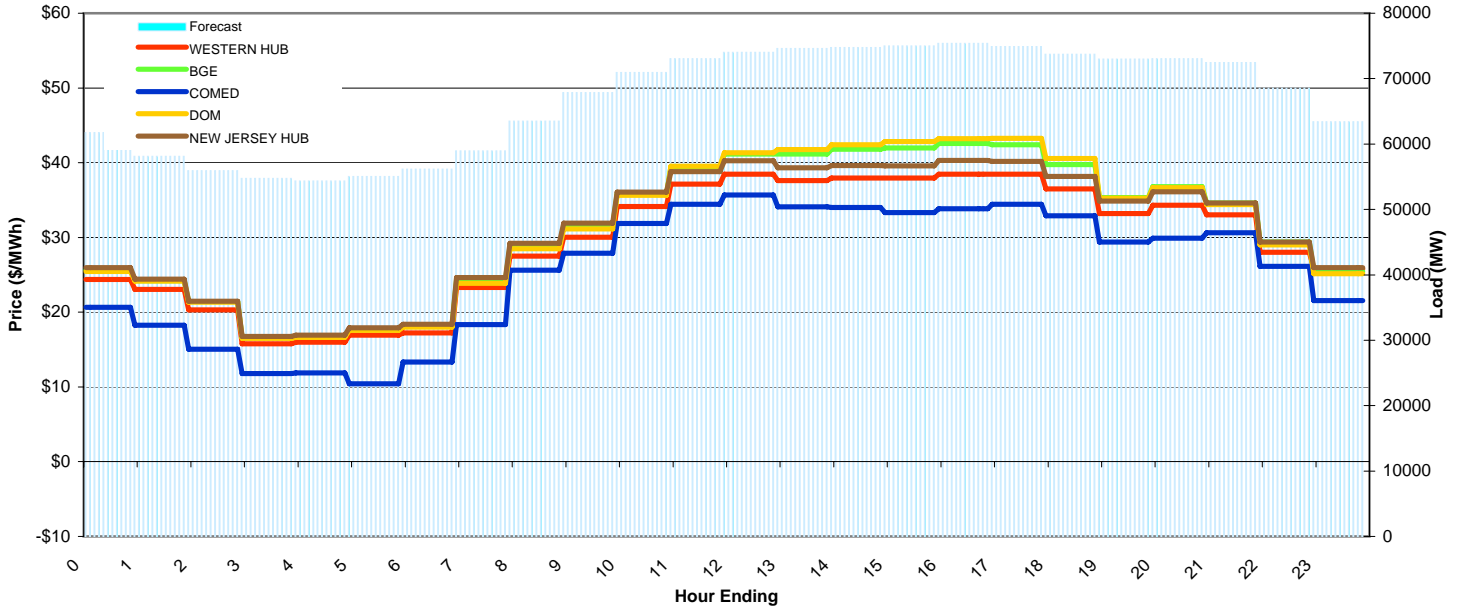
5/30/2009

Price Color Codes:



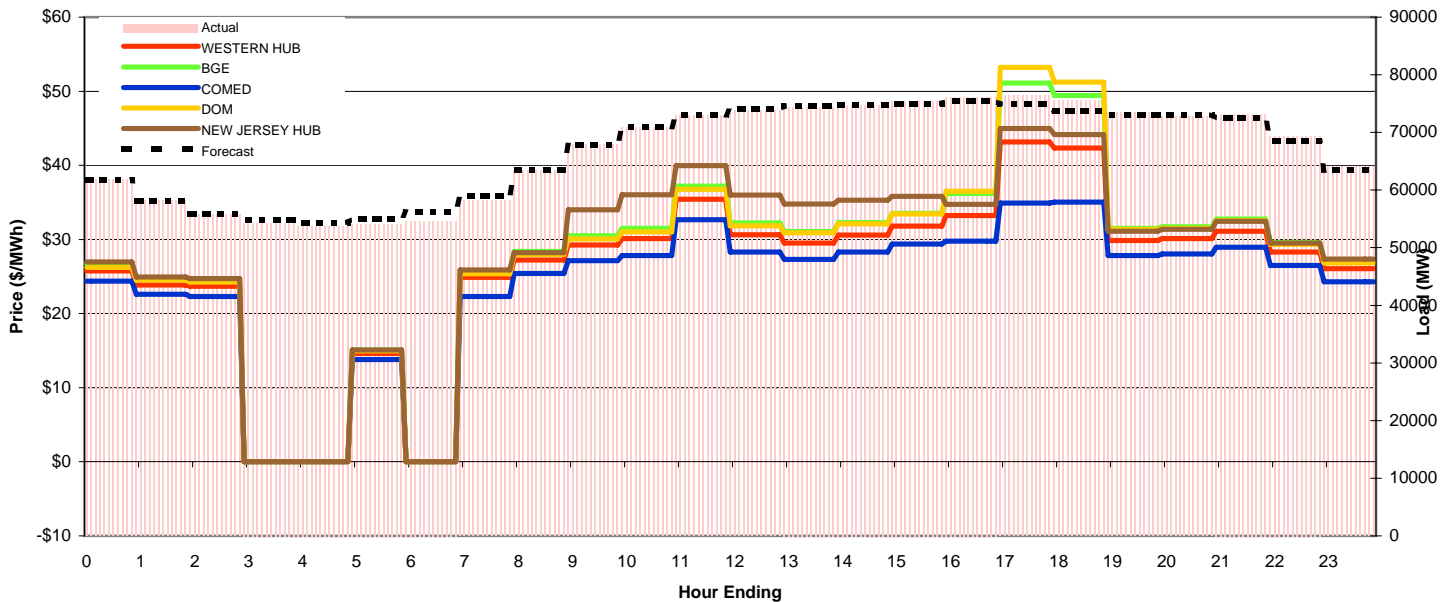
Day-Ahead Prices and Forecast Load

	HE1	HE2	HE3	HE4	HE5	HE6	HE7	HE8	HE9	HE10	HE11	HE12	HE13	HE14	HE15	HE16	HE17	HE18	HE19	HE20	HE21	HE22	HE23	HE24	avg all/peak
WESTERN HUB	24.40	23.04	20.31	15.78	16.00	16.94	17.23	23.31	27.52	30.04	34.15	37.14	38.45	37.61	37.93	37.95	38.44	38.46	36.49	33.21	34.31	33.02	28.01	25.81	29 / 34
BGE	25.668	24.22	21.406	16.584	16.758	17.733	18.199	24.317	28.85	31.571	35.825	39.42	41.16	41.147	41.789	41.978	42.572	42.394	39.738	35.326	36.782	34.613	29.396	25.451	31 / 37
COMED	20.65	18.245	15.037	11.804	11.86	10.41	13.323	18.345	25.613	27.904	31.874	34.437	35.664	34.089	34.005	33.343	33.825	34.444	32.915	29.377	29.909	30.641	26.125	21.573	26 / 31
DOM	25.467	24.164	21.358	16.503	16.65	17.587	17.99	23.865	28.485	31.162	35.644	39.518	41.321	41.747	42.417	42.851	43.217	43.253	40.555	35.247	36.686	34.394	28.999	25.151	31 / 37
NEW JERSEY HUB	25.96	24.43	21.47	16.74	16.92	17.89	18.40	24.63	29.20	31.91	36.07	38.82	40.26	39.33	39.62	39.58	40.31	40.19	38.16	34.85	36.13	34.63	29.38	25.94	31 / 36
DA Forecast	61.8	58.1	55.9	54.8	54.4	55.0	56.2	59.0	63.5	67.8	71.0	73.1	74.0	74.6	74.7	75.0	75.4	74.9	73.8	73.0	73.1	72.4	68.5	63.4	67 / 71



Preliminary Real-Time Prices with Forecasted and Actual System Load

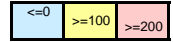
	HE1	HE2	HE3	HE4	HE5	HE6	HE7	HE8	HE9	HE10	HE11	HE12	HE13	HE14	HE15	HE16	HE17	HE18	HE19	HE20	HE21	HE22	HE23	HE24	avg all/peak
WESTERN HUB	25.74	23.87	23.67	0.00	0.00	14.63	0.00	24.88	27.22	29.25	30.12	35.41	30.64	29.51	30.61	31.78	33.23	43.14	42.34	29.88	30.11	31.13	28.30	26.05	26 / 32
BGE	26.7	24.778	24.509	0	0	15.092	0	25.766	28.376	30.518	31.513	37.214	32.223	31.084	32.262	33.55	36.217	51.092	49.418	31.498	31.702	32.739	29.619	27.191	28 / 34
COMED	24.378	22.602	22.317	0	0	13.798	0	22.285	25.41	27.156	27.827	32.645	28.306	27.29	28.313	29.365	29.765	34.922	35.061	27.84	28.039	28.954	26.502	24.278	24 / 29
DOM	26.235	24.482	24.254	0	0	14.976	0	25.379	27.978	30.094	31.042	36.758	31.866	30.895	32.099	33.427	36.493	53.212	51.253	31.39	31.495	32.524	29.347	26.823	28 / 34
NEW JERSEY HUB	26.98	24.95	24.70	0.00	0.00	15.11	0.00	25.88	28.22	34.00	36.02	39.98	35.97	34.79	35.28	35.84	34.74	44.98	44.17	31.11	31.36	32.44	29.51	27.37	28 / 35
Percent Forecast	0.16	0.08	-0.32	-0.91	-1.17	-1.64	-2.82	-1.36	-0.22	0.11	-0.19	-0.22	-0.24	-0.29	0.07	0.60	0.94	1.96	2.31	0.69	-0.35	1.03	1.25	1.05	
RTLLoad	61.854	58.177	55.736	54.273	53.721	54.149	54.616	58.16	63.392	67.922	70.826	72.903	73.858	74.389	74.796	75.435	76.095	76.42	75.501	73.491	72.815	73.198	69.409	64.098	



PJM Daily Report

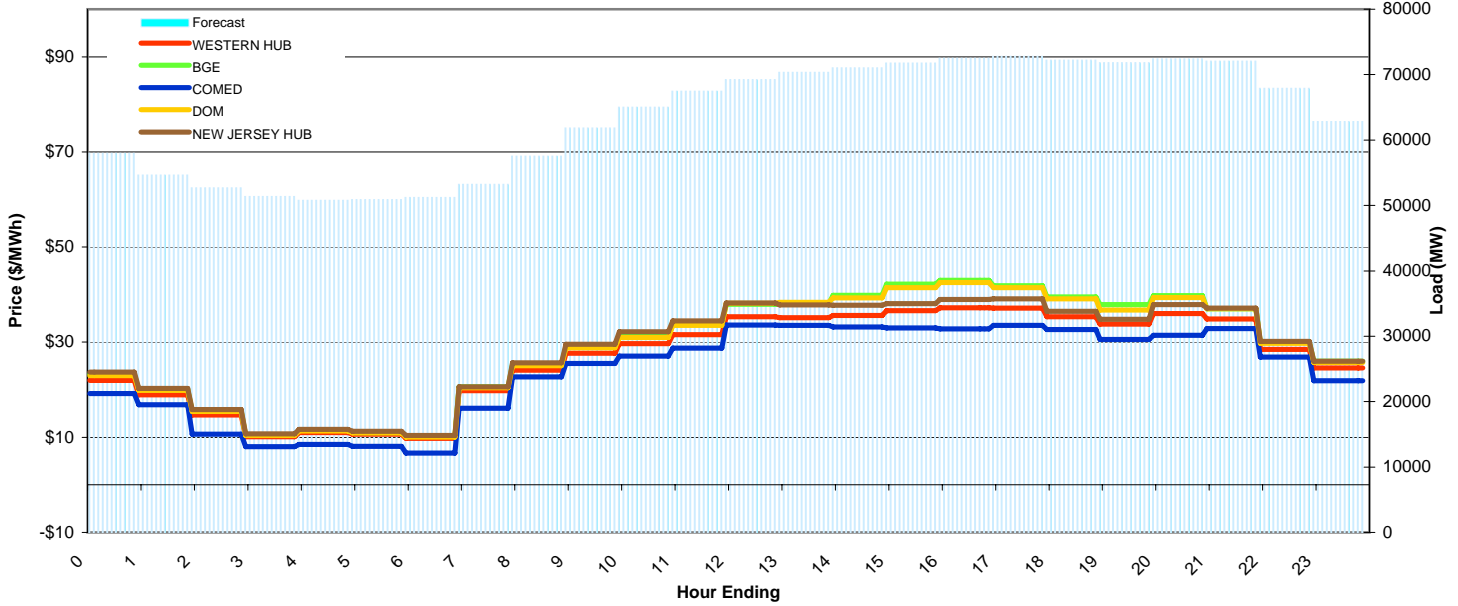
5/31/2009

Price Color Codes:



Day-Ahead Prices and Forecast Load

	HE1	HE2	HE3	HE4	HE5	HE6	HE7	HE8	HE9	HE10	HE11	HE12	HE13	HE14	HE15	HE16	HE17	HE18	HE19	HE20	HE21	HE22	HE23	HE24	avg all/peak
WESTERN HUB	21.98	18.91	14.66	10.10	11.00	10.65	9.77	19.78	24.10	27.70	29.71	31.56	35.34	35.14	35.63	36.63	37.24	37.16	35.37	33.83	36.04	34.89	28.46	24.59	27 / 32
BGE	23.308	20.015	15.529	10.482	11.462	11.024	10.178	20.612	25.259	29.061	31.251	33.728	37.957	38.09	39.823	42.23	43.022	41.857	39.54	37.889	39.797	37	29.971	25.983	29 / 35
COMED	19.221	16.823	10.682	8.0257	8.4866	8.1103	6.6526	16.071	22.678	25.555	27.071	28.723	33.577	33.521	33.191	32.981	32.816	33.519	32.67	30.536	31.413	32.839	26.857	21.916	24 / 30
DOM	22.988	19.858	15.421	10.376	11.349	10.896	10.02	20.392	25.066	28.814	30.975	33.516	38.197	38.376	39.347	41.442	42.512	41.458	39.142	36.743	39.411	37.035	29.739	25.699	29 / 35
NEW JERSEY HUB	23.68	20.27	15.85	10.71	11.69	11.24	10.37	20.62	25.63	29.56	32.16	34.44	38.23	37.84	37.79	38.07	38.96	39.10	36.50	34.81	37.94	37.13	30.17	25.98	28 / 34
DA Forecast	58.0	54.7	52.7	51.4	50.8	50.9	51.2	53.2	57.5	61.8	65.0	67.5	69.2	70.4	71.1	71.8	72.5	72.8	72.2	71.8	72.4	72.1	67.9	62.8	63 / 68



Preliminary Real-Time Prices with Forecasted and Actual System Load

	HE1	HE2	HE3	HE4	HE5	HE6	HE7	HE8	HE9	HE10	HE11	HE12	HE13	HE14	HE15	HE16	HE17	HE18	HE19	HE20	HE21	HE22	HE23	HE24	avg all/peak
WESTERN HUB	19.67	0.00	14.54	8.69	0.00	0.00	3.34	7.28	19.87	27.46	28.37	31.86	34.09	56.74	37.05	33.62	41.03	50.98	34.86	31.04	35.49	35.88	26.45	24.73	25 / 33
BGE	20.463	0	15.058	8.9849	0	0	3.4478	7.5096	20.694	28.629	29.624	33.394	36.018	84.019	45.768	39.486	51.057	74.072	39.601	33.753	42.328	41.713	27.666	25.709	30 / 40
COMED	18.4	0	13.711	8.226	0	0	3.1652	6.856	17.85	25.601	26.308	29.445	30.584	29.149	28.052	27.623	30.929	28.276	30.092	28.081	28.244	29.537	24.784	23.17	20 / 26
DOM	20.163	0	14.997	8.9572	0	0	3.4347	7.4908	20.445	28.451	29.36	33.208	35.819	94.088	48.439	41.157	54.287	82.444	40.867	34.27	44.327	43.224	27.551	25.52	31 / 42
NEW JERSEY HUB	20.63	0.00	15.12	9.02	0.00	0.00	3.44	7.50	20.50	28.48	29.51	33.24	35.63	59.09	38.75	35.18	42.78	52.73	36.24	32.29	36.96	37.43	27.48	25.66	26 / 35
Percent Forecast	1.91	2.07	1.82	1.65	1.53	0.92	0.54	1.72	1.48	1.35	1.49	1.71	2.05	2.36	2.66	3.07	3.62	4.47	4.41	3.00	2.05	3.16	2.38	0.79	
RTLoad	59.133	55.806	53.651	52.243	51.595	51.374	51.488	54.168	58.391	62.679	66.035	68.647	70.673	72.085	72.99	74.034	75.237	76.195	75.573	74.058	73.935	74.408	69.57	63.324	

