

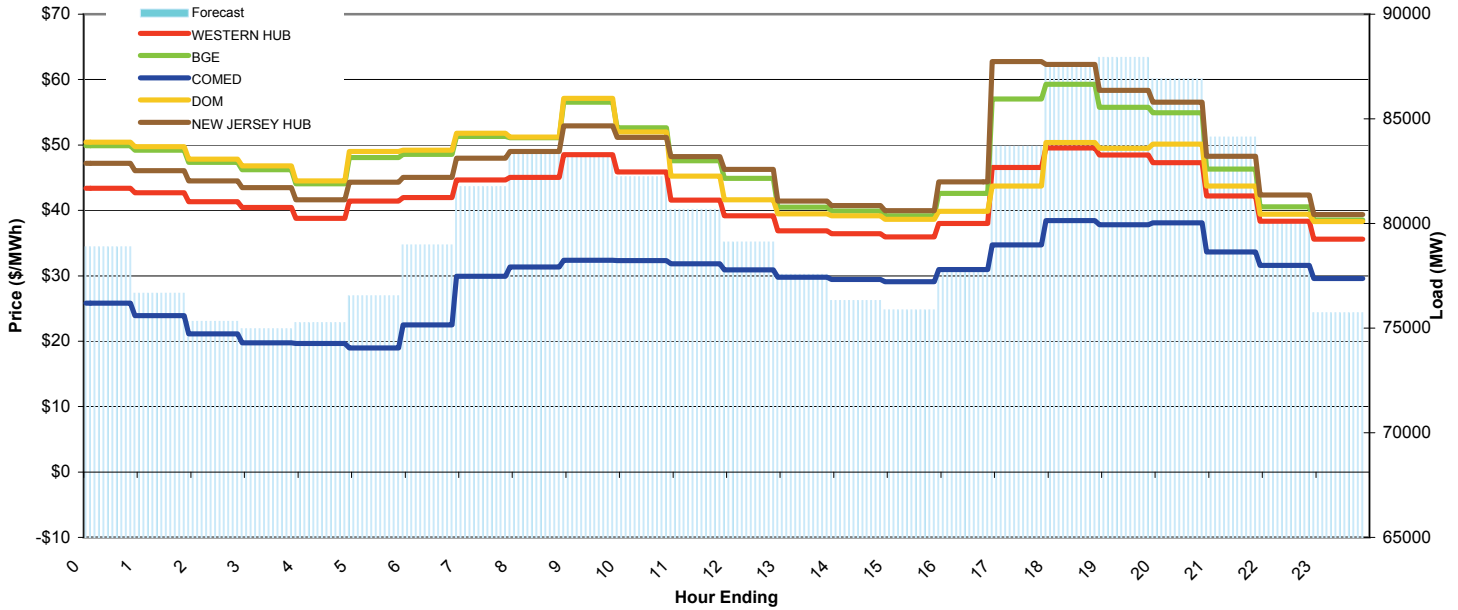
PJM Daily Report

Report for: 2/1/2009

Price Color Codes: <=0 >=100 >=200

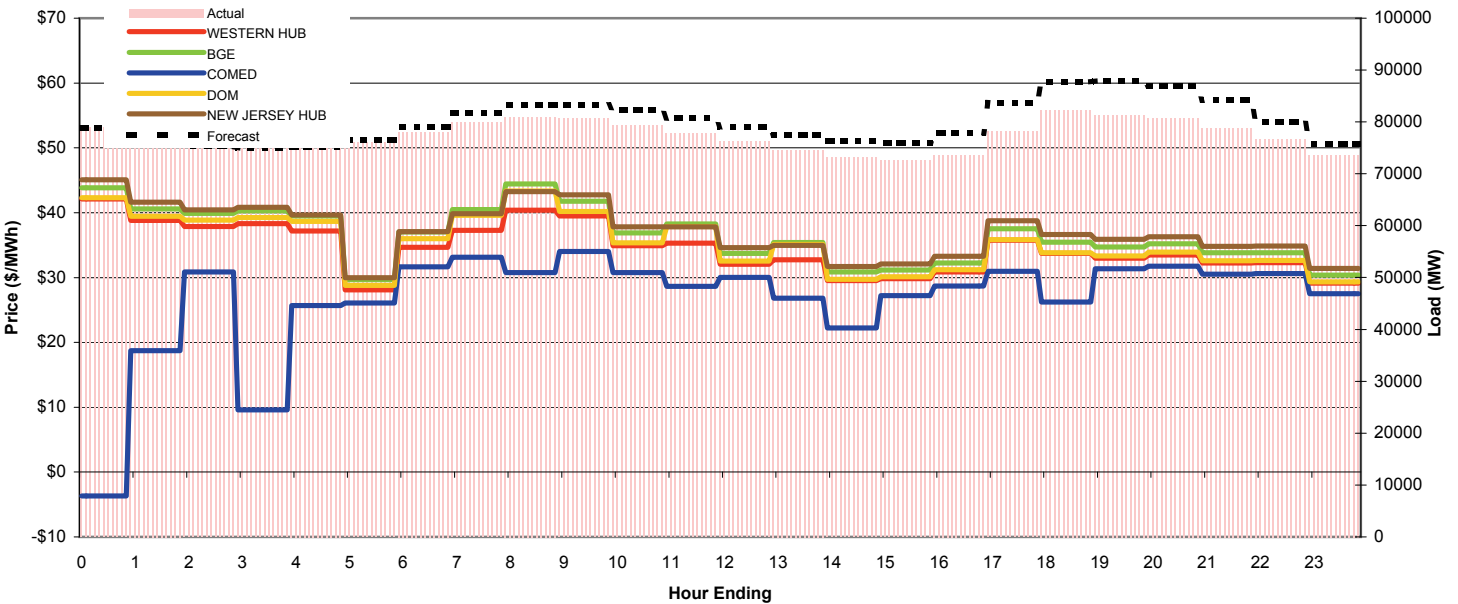
Day-Ahead Prices and Forecast Load

	HE1	HE2	HE3	HE4	HE5	HE6	HE7	HE8	HE9	HE10	HE11	HE12	HE13	HE14	HE15	HE16	HE17	HE18	HE19	HE20	HE21	HE22	HE23	HE24	avg all/peak
WESTERN HUB	43.40	42.70	41.32	40.45	38.80	41.45	41.97	44.63	45.07	48.50	45.86	41.59	39.19	36.89	36.44	35.96	38.00	46.54	49.55	48.45	47.30	42.19	38.34	35.59	42 / 43
BGE	49.875	49.184	47.338	46.231	44.058	48.1	48.582	51.322	51.092	56.553	52.612	47.578	44.896	40.506	39.887	39.175	42.622	57.055	59.269	55.77	54.932	46.319	40.56	38.523	48 / 49
COMED	25.819	23.921	21.11	19.753	19.67	18.97	22.493	29.937	31.323	32.382	32.331	31.839	30.905	29.802	29.439	29.112	30.961	34.704	38.462	37.804	38.106	33.65	31.605	29.598	29 / 33
DOM	50.444	49.748	47.851	46.795	44.521	48.993	49.216	51.808	51.205	57.146	51.995	45.234	41.643	39.486	39.182	38.638	39.855	43.706	50.39	49.522	50.121	43.733	39.414	38.298	46 / 46
NEW JERSEY HUB	47.19	46.08	44.51	43.47	41.62	44.31	45.06	48.00	49.00	52.91	51.17	48.22	46.27	41.44	40.75	39.97	44.34	62.73	62.30	58.36	56.56	48.28	42.35	39.39	48 / 50
DA Forecast	78.9	76.7	75.3	75.0	75.3	76.5	79.0	81.8	83.3	83.2	82.2	80.7	79.1	77.6	76.3	75.9	77.9	83.7	87.7	87.9	86.9	84.1	80.0	75.7	80 / 82



Preliminary Real-Time Prices with Forecasted and Actual System Load

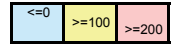
	HE1	HE2	HE3	HE4	HE5	HE6	HE7	HE8	HE9	HE10	HE11	HE12	HE13	HE14	HE15	HE16	HE17	HE18	HE19	HE20	HE21	HE22	HE23	HE24	avg all/peak
WESTERN HUB	42.12	38.81	37.86	38.32	37.20	28.10	34.67	37.29	40.37	39.52	34.92	35.30	32.06	32.72	29.52	29.84	30.87	35.76	33.75	33.00	33.46	32.24	32.29	29.15	35 / 34
BGE	43.838	40.609	39.909	40.294	39.515	29.693	37.048	40.483	44.421	41.751	36.862	38.27	33.705	35.398	30.87	31.181	32.268	37.505	35.441	34.691	35.225	33.821	33.813	30.372	37 / 36
COMED	-3.68	18.739	30.877	9.6116	25.693	26.098	31.634	33.14	30.756	34.022	30.758	28.624	30.014	26.811	22.227	27.208	28.676	30.941	26.227	31.355	31.772	30.51	30.597	27.494	27 / 30
DOM	42.303	39.455	38.88	39.236	38.654	28.772	35.985	39.615	43.344	40.195	35.376	37.895	32.522	35.104	29.731	30.133	31.203	35.83	33.834	33.334	33.939	32.608	32.64	29.335	35 / 35
NEW JERSEY HUB	45.06	41.61	40.46	40.85	39.65	29.96	37.08	39.86	43.26	42.76	37.81	37.80	34.61	34.96	31.69	32.09	33.27	38.75	36.64	35.88	36.28	34.79	34.88	31.41	37 / 37
Percent Forecast	0.12	-0.01	0.17	-0.08	-0.30	-0.69	-1.16	-2.35	-2.95	-3.13	-3.63	-3.81	-3.76	-4.03	-4.28	-4.46	-5.71	-7.06	-6.60	-8.13	-7.61	-6.69	-4.41	-2.90	
RTLoad	78.982	76.662	75.449	74.907	75.028	76.015	78.07	79.876	80.955	80.69	79.352	77.715	76.248	74.57	73.181	72.636	73.671	78.172	82.267	81.322	80.77	78.857	76.666	73.6	



PJM Daily Report

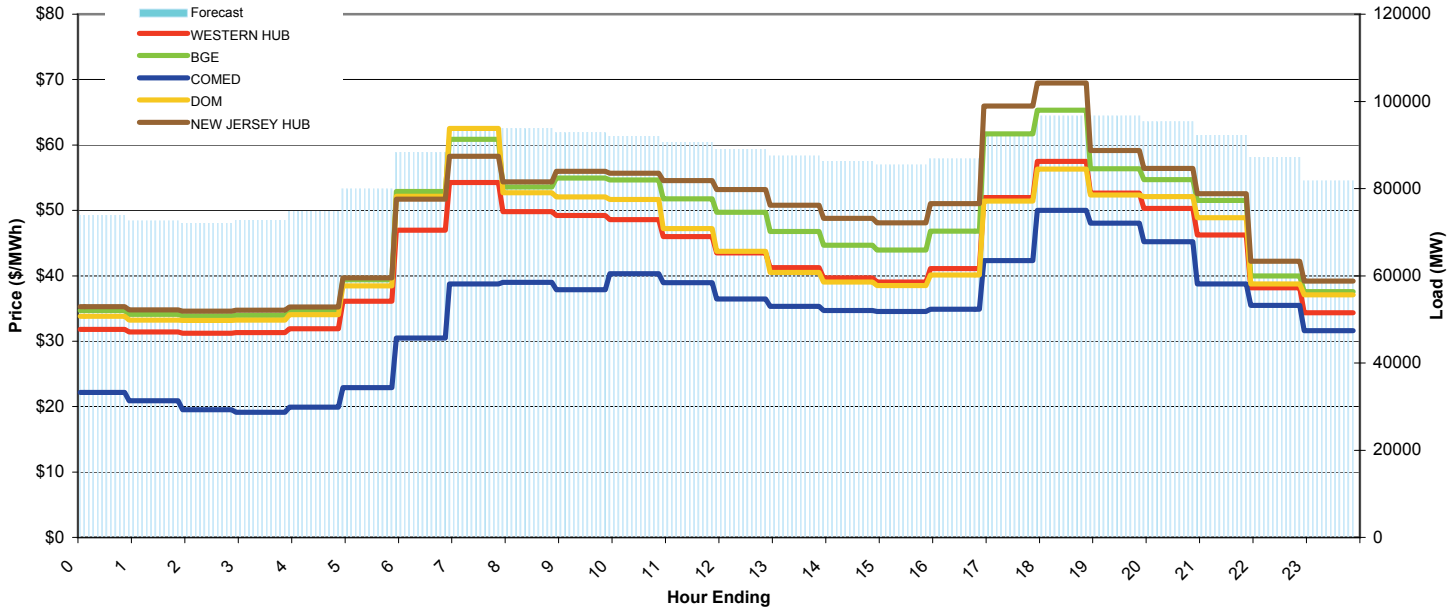
Report for: 2/2/2009

Price Color Codes:



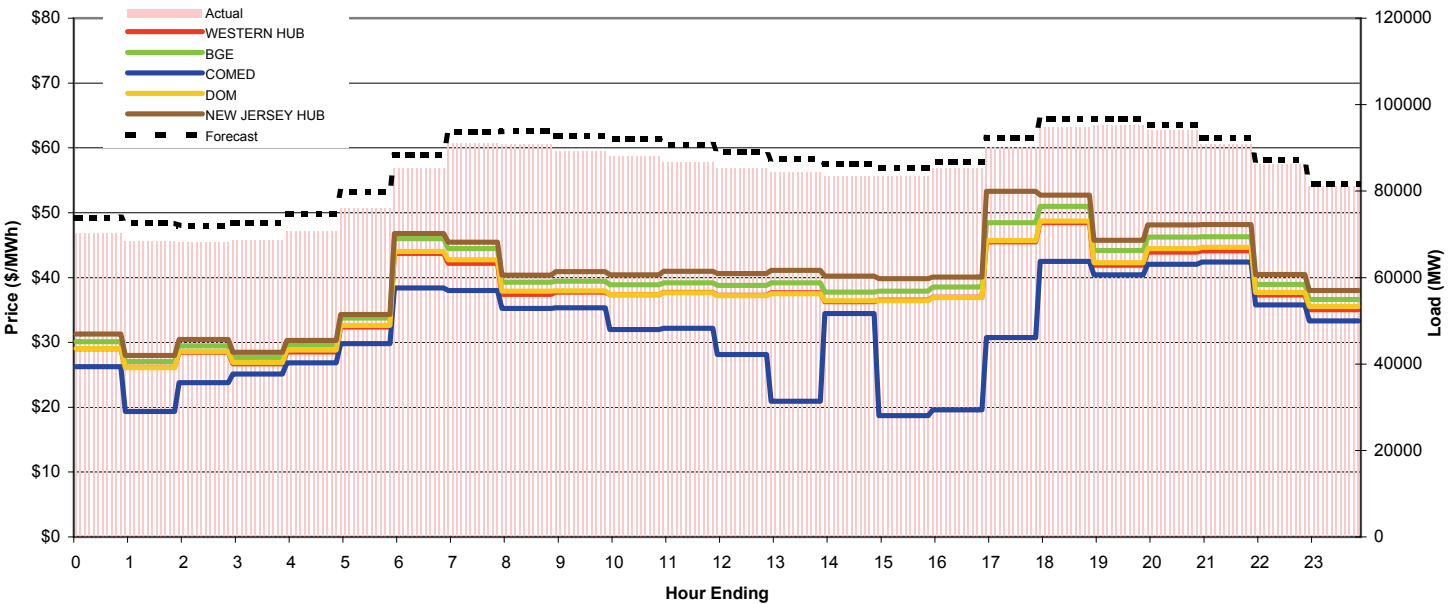
Day-Ahead Prices and Forecast Load

	HE1	HE2	HE3	HE4	HE5	HE6	HE7	HE8	HE9	HE10	HE11	HE12	HE13	HE14	HE15	HE16	HE17	HE18	HE19	HE20	HE21	HE22	HE23	HE24	avg all/peak
WESTERN HUB	31.80	31.40	31.24	31.31	31.91	36.12	46.98	54.28	49.79	49.22	48.58	46.01	43.52	41.25	39.71	39.07	41.11	51.97	57.47	52.64	50.28	46.23	38.14	34.34	43 / 47
BGE	34.706	34.097	33.879	33.978	34.743	39.388	52.914	60.849	53.572	54.928	54.65	51.76	49.707	46.755	44.666	43.924	46.811	61.7	65.305	56.36	54.69	51.519	40	37.586	47 / 52
COMED	22.179	20.903	19.512	19.114	19.925	22.877	30.488	38.776	39.012	37.89	40.307	38.961	36.476	35.317	34.694	34.54	34.867	42.304	49.996	48.034	45.202	38.749	35.476	31.625	34 / 39
DOM	33.828	33.247	33.159	33.222	34.055	38.446	52.15	62.544	52.679	52.038	51.646	47.194	43.751	40.51	39.062	38.5	40.103	51.417	56.301	52.368	52.115	48.903	38.767	37.079	44 / 48
NEW JERSEY HUB	35.28	34.77	34.59	34.73	35.23	39.71	51.72	58.29	54.35	55.95	55.66	54.54	53.17	50.79	48.76	48.11	51.01	65.95	69.50	59.16	56.41	52.57	42.25	39.19	49 / 55
DA Forecast	73.9	72.6	72.1	72.7	74.8	79.9	88.3	93.7	93.8	92.9	91.9	90.7	89.0	87.5	86.3	85.4	86.8	92.4	96.7	96.6	95.4	92.3	87.2	81.7	86 / 91



Preliminary Real-Time Prices with Forecasted and Actual System Load

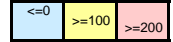
	HE1	HE2	HE3	HE4	HE5	HE6	HE7	HE8	HE9	HE10	HE11	HE12	HE13	HE14	HE15	HE16	HE17	HE18	HE19	HE20	HE21	HE22	HE23	HE24	avg all/peak
WESTERN HUB	29.02	26.15	28.48	26.71	28.55	32.37	43.75	42.21	37.40	37.73	37.34	37.70	37.24	37.67	36.29	36.50	36.98	45.48	48.44	41.91	43.91	44.14	37.29	35.06	37 / 40
BGE	30.099	27.024	29.463	27.665	29.612	33.765	45.999	44.483	39.299	39.445	38.9	39.207	38.793	39.18	37.739	37.888	38.522	48.455	50.961	44.152	46.262	46.275	38.956	36.604	39 / 42
COMED	26.266	19.366	23.809	25.117	26.852	29.787	38.41	38.024	35.243	35.313	31.959	32.181	28.123	20.909	34.435	18.711	19.577	30.771	42.498	40.415	42.035	42.397	35.765	33.328	31 / 33
DOM	29.076	26.106	28.553	26.916	28.817	32.637	44.002	42.722	37.912	37.943	37.34	37.671	37.189	37.505	36.447	36.424	36.896	45.681	48.703	42.28	44.452	44.665	37.707	35.514	37 / 40
NEW JERSEY HUB	31.27	27.98	30.46	28.50	30.32	34.30	46.80	45.46	40.37	40.91	40.42	40.95	40.62	41.11	40.23	39.82	40.07	53.29	52.69	45.74	48.10	48.19	40.45	37.99	40 / 44
Percent Forecast	-5.20	-6.16	-5.70	-5.89	-5.65	-5.12	-3.43	-2.86	-3.31	-4.11	-4.51	-4.63	-4.50	-3.79	-3.38	-2.50	-1.98	-2.45	-1.94	-1.49	-1.47	-1.45	-1.26	-0.89	
RTLoad	70.203	68.407	68.166	68.684	70.762	76.018	85.367	91.079	90.761	89.186	87.967	86.642	85.155	84.296	83.46	83.334	85.126	90.185	94.812	95.226	93.973	90.941	86.071	81.008	



PJM Daily Report

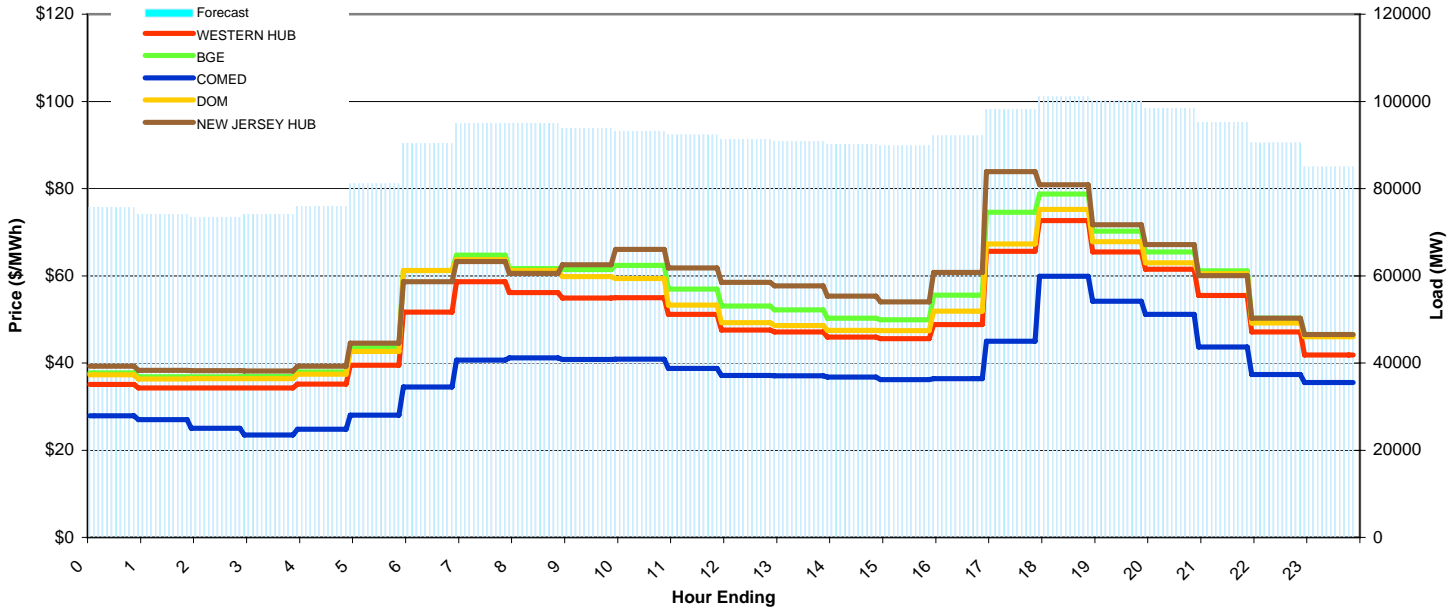
Report for: 2/3/2009

Price Color Codes:



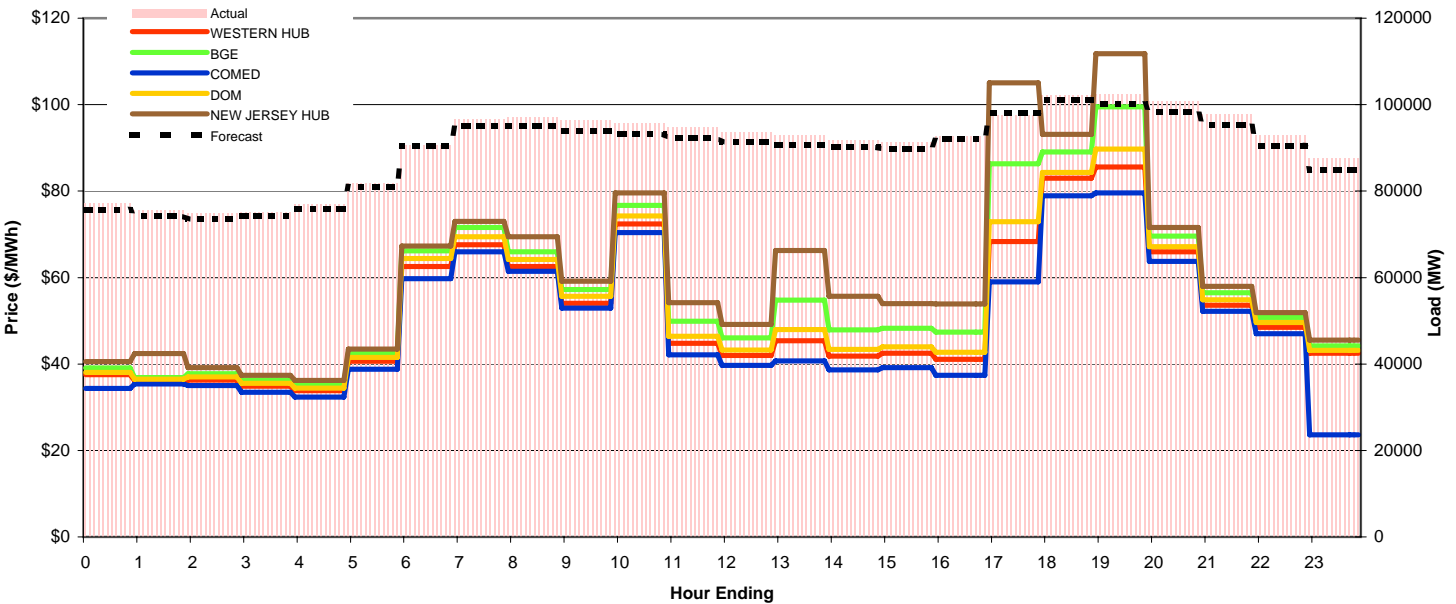
Day-Ahead Prices and Forecast Load

	HE1	HE2	HE3	HE4	HE5	HE6	HE7	HE8	HE9	HE10	HE11	HE12	HE13	HE14	HE15	HE16	HE17	HE18	HE19	HE20	HE21	HE22	HE23	HE24	avg all/peak
WESTERN HUB	35.06	34.30	34.28	34.28	35.19	39.48	51.64	58.63	56.11	54.88	55.00	51.16	47.57	47.08	45.97	45.61	48.84	65.63	72.65	65.50	61.49	55.51	47.10	41.85	49 / 55
BGE	37.726	36.828	36.872	36.912	37.968	43.575	61.221	64.742	61.681	61.401	62.38	56.92	53.065	52.212	50.304	49.88	55.544	74.54	78.747	70.231	65.438	61.163	50.296	46.539	54 / 61
COMED	27.917	26.974	25	23.504	24.81	28	34.479	40.653	41.172	40.797	40.88	38.771	37.122	37.083	36.804	36.177	36.402	44.979	59.856	54.139	51.15	43.64	37.338	35.516	38 / 42
DOM	37.261	36.311	36.396	36.413	37.423	42.653	61.189	63.717	61.197	59.809	59.368	53.293	49.227	48.601	47.476	47.446	51.911	67.326	75.242	67.827	62.985	60.474	49.178	46.052	52 / 58
NEW JERSEY HUB	39.30	38.32	38.20	38.15	39.27	44.53	58.67	63.28	60.57	62.56	66.06	61.79	58.52	57.69	55.32	53.99	60.75	83.89	80.89	71.72	67.16	60.04	50.30	46.57	57 / 63
DA Forecast	75.7	74.2	73.5	74.2	76.0	81.1	90.4	95.0	95.0	93.8	93.1	92.3	91.4	90.8	90.1	89.8	92.1	98.1	101.1	100.1	98.4	95.3	90.5	85.0	89 / 94



Preliminary Real-Time Prices with Forecasted and Actual System Load

	HE1	HE2	HE3	HE4	HE5	HE6	HE7	HE8	HE9	HE10	HE11	HE12	HE13	HE14	HE15	HE16	HE17	HE18	HE19	HE20	HE21	HE22	HE23	HE24	avg all/peak
WESTERN HUB	37.54	36.11	36.31	34.84	33.83	40.62	62.53	67.56	62.55	54.03	72.37	44.80	41.95	45.41	41.85	42.49	41.08	68.33	83.00	85.56	65.97	53.62	48.47	42.47	52 / 57
BGE	39.056	36.887	37.751	36.292	35.294	42.579	66.206	71.621	65.975	57.26	76.727	49.923	46.014	54.756	47.884	48.254	47.403	86.349	89.038	99.491	69.619	56.461	50.753	44.2	56 / 64
COMED	34.368	35.367	34.997	33.437	32.353	38.811	59.707	65.941	61.421	52.945	70.389	42.093	39.684	40.722	38.614	39.171	37.395	59.029	78.929	79.56	63.712	52.179	47.013	23.618	48 / 54
DOM	38.052	36.508	36.98	35.543	34.436	41.521	64.39	69.445	64.197	55.654	74.214	46.424	43.221	47.962	43.406	44.007	42.699	72.915	84.322	89.688	67.112	54.821	49.579	43.129	53 / 59
NEW JERSEY HUB	40.54	42.39	39.17	37.35	36.18	43.42	67.26	73.03	69.44	59.12	79.61	54.22	49.12	66.27	55.67	53.93	53.87	105.08	93.13	111.82	71.60	57.93	51.91	45.51	61 / 69
Percent Forecast	2.00	1.75	1.87	1.05	1.16	0.86	0.30	1.75	2.15	2.66	2.64	2.54	2.43	2.19	1.88	1.57	0.64	-0.66	1.16	2.35	2.35	2.52	2.51	3.03	
RTLoad	77.24	75.474	74.884	74.955	76.844	81.777	90.647	96.692	97.13	96.364	95.67	94.716	93.642	92.802	91.82	91.265	92.698	97.468	102.26	102.48	100.78	97.758	92.848	87.622	



PJM Daily Report

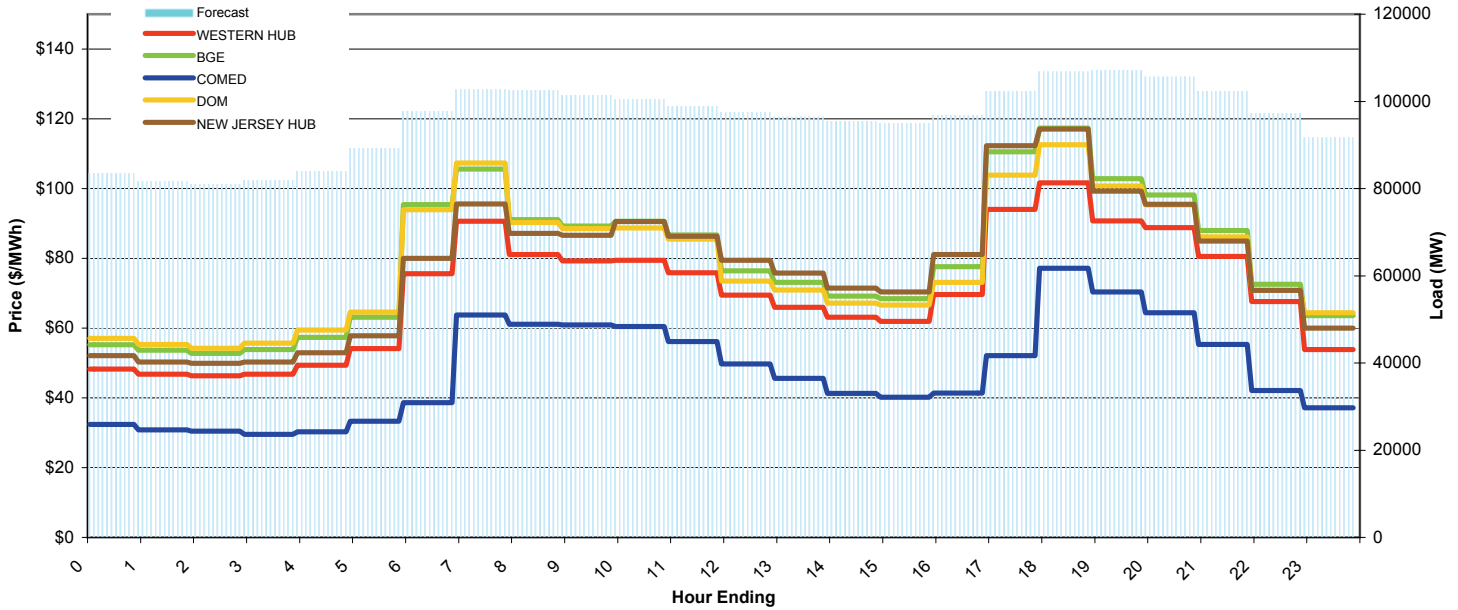
Report for: 2/4/2009

Price Color Codes:

<=0	>=100	>=200
-----	-------	-------

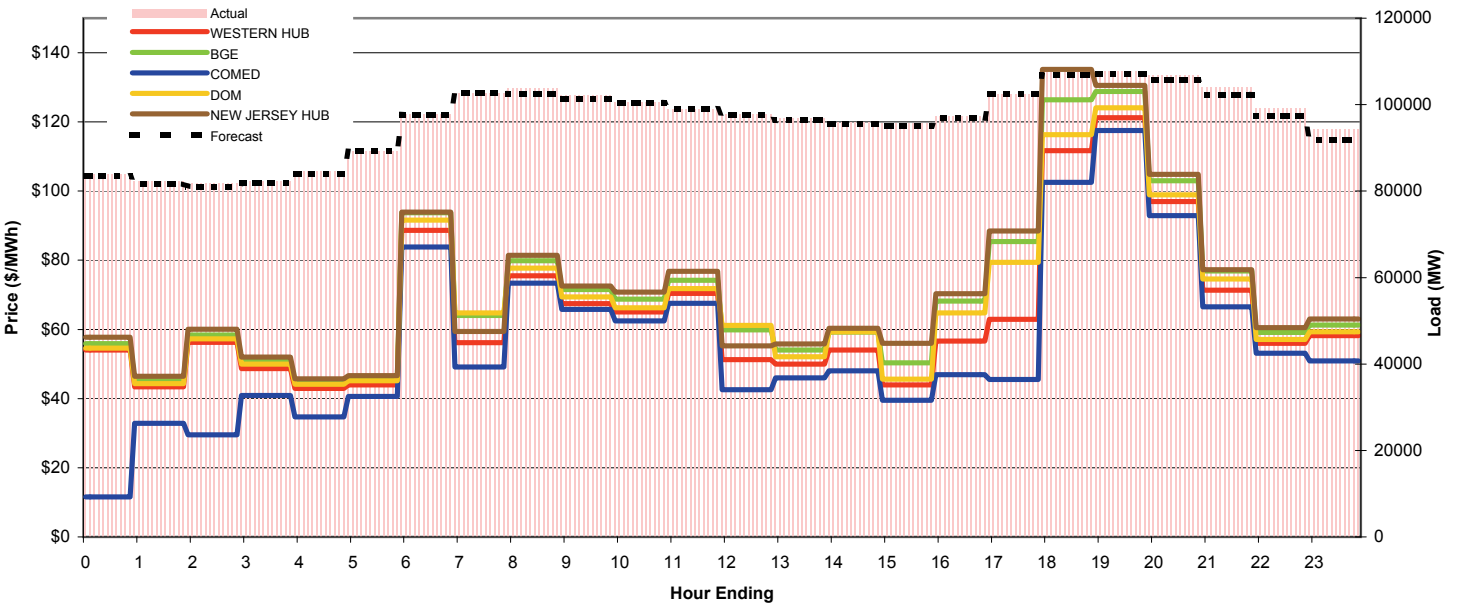
Day-Ahead Prices and Forecast Load

	HE1	HE2	HE3	HE4	HE5	HE6	HE7	HE8	HE9	HE10	HE11	HE12	HE13	HE14	HE15	HE16	HE17	HE18	HE19	HE20	HE21	HE22	HE23	HE24	avg all/peak
WESTERN HUB	48.23	46.81	46.29	46.83	49.39	54.10	75.61	90.68	81.09	79.30	79.49	75.83	69.48	66.00	63.14	61.95	69.61	94.04	101.69	90.71	88.81	80.51	67.60	53.82	70 / 79
BGE	55.272	53.671	52.71	53.835	57.351	63.15	95.38	105.63	91.113	89.291	90.612	86.708	76.381	73.084	69.216	68.402	77.62	110.59	117.31	102.81	98.134	88.008	72.533	63.569	80 / 89
COMED	32.41	30.816	30.481	29.57	30.238	33.345	38.637	63.772	61.07	60.875	60.442	56.171	49.731	45.598	41.306	40.203	41.345	52.132	77.155	70.412	64.398	55.293	42.106	37.179	48 / 55
DOM	57.109	55.34	54.212	55.644	59.446	64.562	93.908	107.32	90.266	88.57	88.689	85.541	73.475	70.874	67.138	66.565	73.123	103.88	112.58	100.71	95.307	86.156	70.804	64.442	79 / 86
NEW JERSEY HUB	52.10	50.27	49.88	50.24	52.95	57.77	79.96	95.56	87.16	86.64	90.52	86.32	79.46	75.76	71.49	70.38	81.11	112.26	117.07	99.28	95.47	84.95	70.79	59.97	77 / 88
DA Forecast	83.4	81.7	81.1	81.8	83.9	89.3	97.7	102.7	102.5	101.4	100.4	99.0	97.5	96.4	95.4	95.1	96.8	102.3	106.8	107.1	105.6	102.3	97.2	91.7	96 / 101



Preliminary Real-Time Prices with Forecasted and Actual System Load

	HE1	HE2	HE3	HE4	HE5	HE6	HE7	HE8	HE9	HE10	HE11	HE12	HE13	HE14	HE15	HE16	HE17	HE18	HE19	HE20	HE21	HE22	HE23	HE24	avg all/peak
WESTERN HUB	54.04	43.36	56.27	48.65	42.89	43.92	88.61	56.16	75.46	67.46	65.04	70.45	51.27	49.97	54.01	43.96	56.65	62.96	111.68	121.21	96.95	71.30	55.97	58.21	64 / 69
BGE	55.878	45.133	58.393	50.745	44.81	46.128	93.736	64.075	79.835	71.524	68.744	74.176	59.828	54.012	59.236	50.316	68.222	85.386	126.36	128.81	103.01	76.876	59.159	61.267	70 / 77
COMED	11.587	32.837	29.555	40.887	34.697	40.591	83.877	49.181	73.356	65.775	62.491	67.535	42.563	46.001	48.048	39.482	46.934	45.561	102.57	117.56	92.863	66.497	53.09	50.913	56 / 64
DOM	54.622	44.365	57.284	49.962	44.113	45.113	91.64	64.798	77.709	69.419	66.237	71.815	61.176	52.12	59.309	45.582	64.747	79.418	116.36	124.08	98.946	74.605	57.135	59.331	68 / 74
NEW JERSEY HUB	57.73	46.45	60.10	52.02	45.70	46.66	93.89	59.44	81.41	72.53	70.78	76.82	55.21	55.78	60.34	55.95	70.36	88.50	135.23	130.53	104.81	77.28	60.50	63.04	72 / 78
Percent Forecast	0.59	0.64	0.83	0.65	0.69	-0.06	0.02	-0.13	1.11	0.66	0.23	-0.04	0.21	0.44	0.43	0.54	0.48	-0.04	0.58	0.51	1.02	1.59	1.82	2.82	
RTLoad	83.916	82.199	81.735	82.336	84.458	89.217	97.734	102.56	103.68	102.1	100.62	98.916	97.731	96.837	95.844	95.575	97.312	102.31	107.38	107.6	106.69	103.99	99.048	94.346	



PJM Daily Report

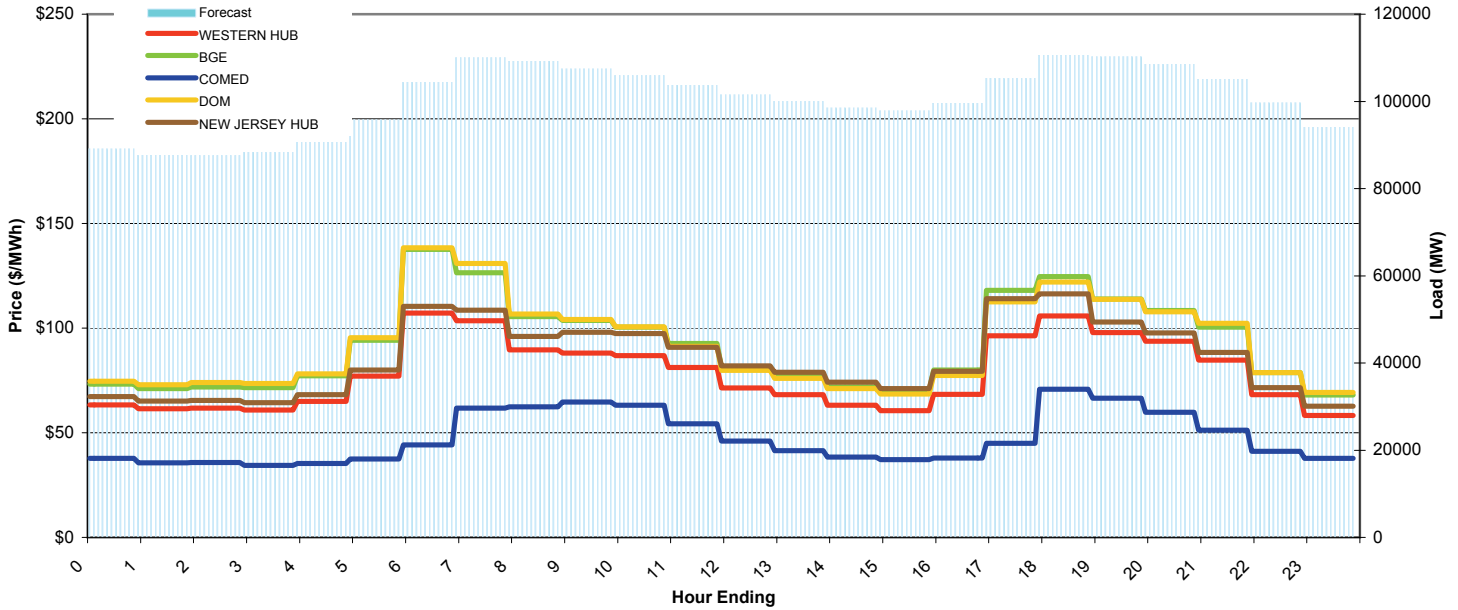
Report for: 2/5/2009

Price Color Codes:

<=0	>=100	>=200
-----	-------	-------

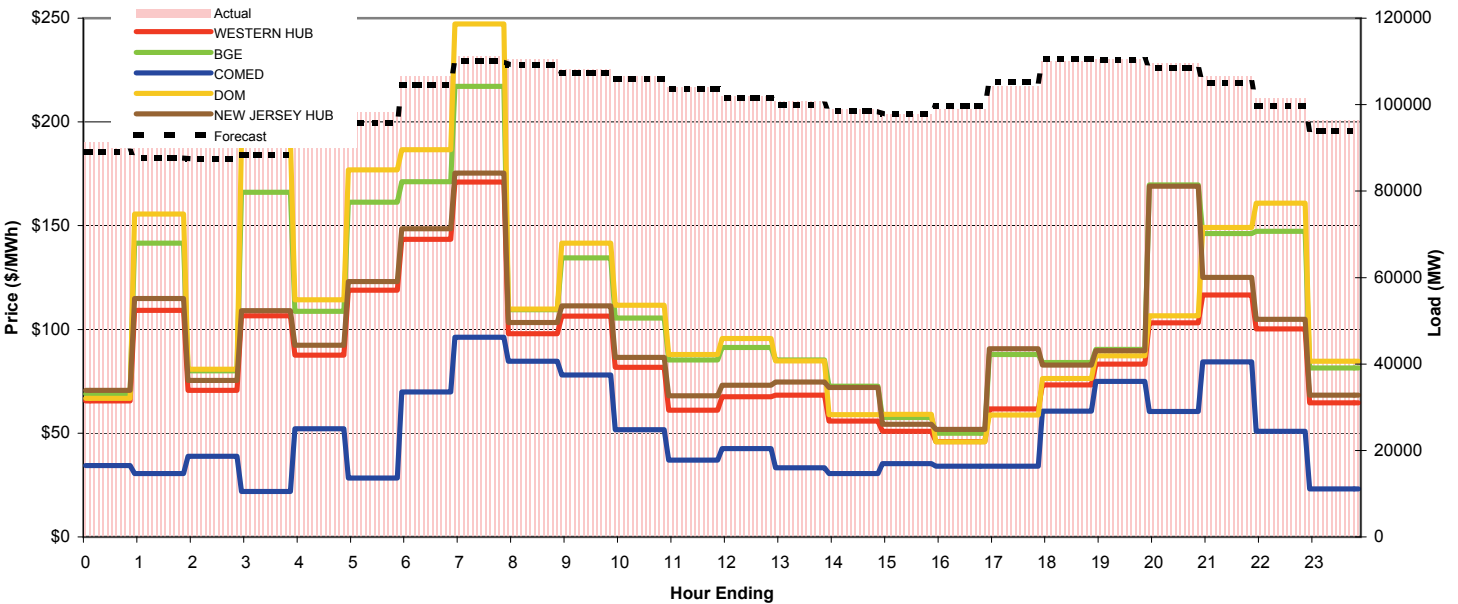
Day-Ahead Prices and Forecast Load

	HE1	HE2	HE3	HE4	HE5	HE6	HE7	HE8	HE9	HE10	HE11	HE12	HE13	HE14	HE15	HE16	HE17	HE18	HE19	HE20	HE21	HE22	HE23	HE24	avg all/peak
WESTERN HUB	63.25	61.41	61.83	60.85	65.00	77.14	107.21	103.48	89.60	88.00	86.82	81.22	71.36	68.20	63.13	60.62	68.38	96.30	105.78	97.92	93.81	84.64	68.14	58.29	78 / 83
BGE	73.26	71.14	71.931	71.528	77.169	94.12	137.62	126.46	105.55	103.67	100.39	92.59	81.536	77.236	71.88	70.393	79.964	118	124.65	113.88	108.37	100.44	78.774	68.003	92 / 97
COMED	37.715	35.661	35.748	34.329	35.362	37.486	44.188	61.802	62.377	64.72	63.107	54.356	46.09	41.475	38.386	37.127	37.856	44.899	70.767	66.457	59.819	51.224	41.107	37.702	47 / 53
DOM	74.58	72.89	73.944	73.547	78.204	95.368	138.4	130.88	106.79	104.2	100.65	91.28	79.751	75.997	71.119	68.504	77.387	112.52	122.05	113.74	107.82	102.32	78.731	69.331	93 / 96
NEW JERSEY HUB	67.27	65.15	65.45	64.33	68.22	80.01	110.46	108.56	95.96	97.99	97.35	90.85	81.96	78.86	74.12	71.09	79.30	114.12	116.40	102.87	97.71	88.32	71.59	62.63	85 / 92
DA Forecast	89.1	87.7	87.5	88.4	90.6	95.8	104.5	110.0	109.2	107.4	105.9	103.7	101.5	100.0	98.5	97.9	99.6	105.3	110.5	110.3	108.5	105.0	99.7	94.0	100 / 105



Preliminary Real-Time Prices with Forecasted and Actual System Load

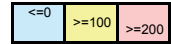
	HE1	HE2	HE3	HE4	HE5	HE6	HE7	HE8	HE9	HE10	HE11	HE12	HE13	HE14	HE15	HE16	HE17	HE18	HE19	HE20	HE21	HE22	HE23	HE24	avg all/peak
WESTERN HUB	65.50	109.15	70.65	106.53	67.66	118.85	143.50	171.06	97.98	106.41	81.73	61.00	67.53	68.35	55.85	50.88	46.01	61.66	73.21	83.23	103.22	116.53	100.30	64.59	88 / 84
BGE	68.958	141.52	80.026	166.14	108.67	161.39	171.14	217.13	109.52	134.43	105.55	85.335	91.25	85.305	72.705	57.488	49.914	87.879	84.034	90.33	169.6	146.14	147.36	81.365	113 / 108
COMED	34.451	30.555	38.887	21.893	52.054	28.45	69.806	96.223	84.683	78.052	51.702	37.049	42.558	33.37	30.587	35.318	34.071	34.048	60.557	75.01	60.394	84.383	50.846	23.196	50 / 56
DOM	66.852	155.68	80.872	190.85	114.23	176.9	186.55	247.21	109.84	141.5	111.68	87.952	95.576	84.833	58.984	59.09	45.868	58.829	76.315	87.342	106.57	149.08	160.92	84.644	114 / 105
NEW JERSEY HUB	70.57	114.96	75.47	109.08	92.41	123.07	148.56	175.30	103.27	111.39	86.47	68.03	73.17	74.61	71.95	54.26	51.87	90.68	82.86	89.76	169.05	125.15	104.81	68.32	97 / 96
Percent Forecast	2.28	2.82	2.79	2.59	2.68	2.33	2.03	1.12	1.01	0.77	0.60	0.29	0.33	0.66	0.40	-0.13	-0.63	-0.99	-0.58	0.20	1.02	1.47	1.72	2.39	
RTLload	91.184	90.225	90.042	90.738	93.075	98.062	106.63	111.23	110.35	108.25	106.51	104.03	101.85	100.66	98.857	97.741	98.998	104.22	109.9	110.5	109.65	106.61	101.4	96.345	



PJM Daily Report

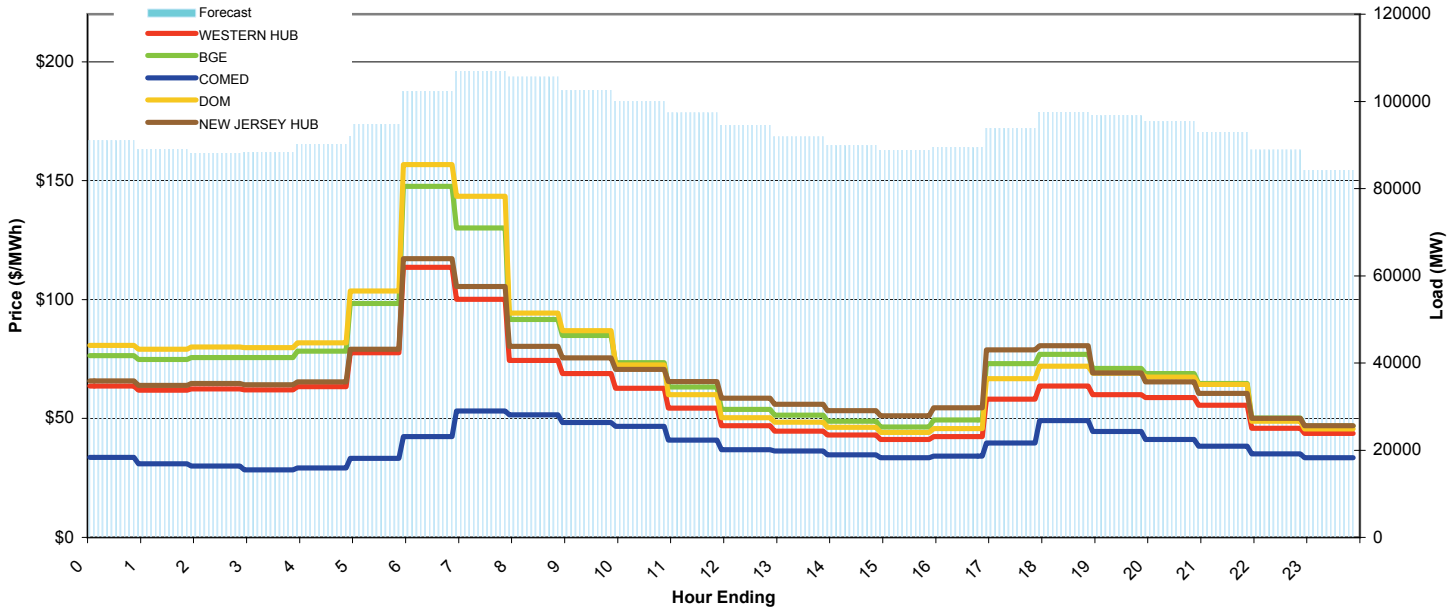
Report for: 2/6/2009

Price Color Codes:



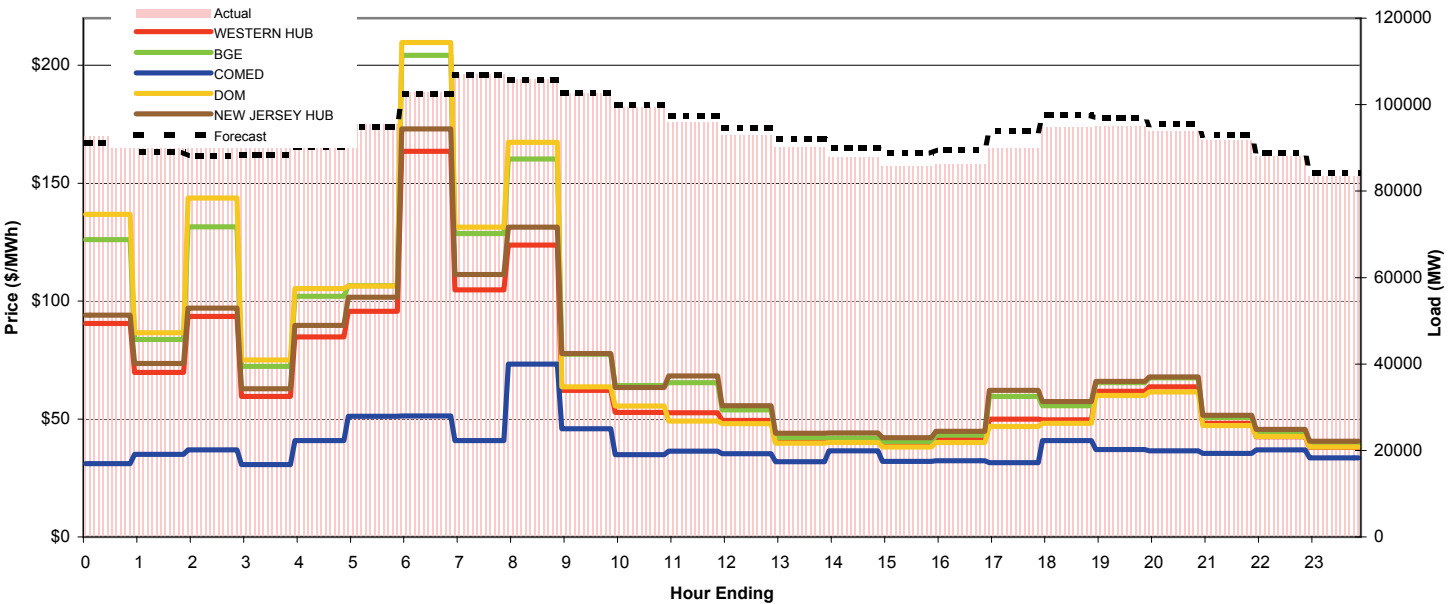
Day-Ahead Prices and Forecast Load

	HE1	HE2	HE3	HE4	HE5	HE6	HE7	HE8	HE9	HE10	HE11	HE12	HE13	HE14	HE15	HE16	HE17	HE18	HE19	HE20	HE21	HE22	HE23	HE24	avg all/peak
WESTERN HUB	63.63	61.86	62.49	61.98	63.39	77.70	113.59	100.06	74.40	68.95	62.77	54.35	46.90	44.71	43.02	41.22	42.41	58.13	63.71	60.00	58.80	55.61	45.89	43.69	61 / 58
BGE	76.487	74.756	75.688	75.595	78.297	98.35	147.63	130.06	91.643	84.868	73.473	63.23	53.8	51.421	48.816	46.425	49.37	73.105	76.993	71.1	68.877	64.775	50.172	46.76	74 / 69
COMED	33.695	30.904	30.029	28.376	29.188	33.265	42.367	53.201	51.515	48.281	46.71	40.915	36.915	36.294	34.74	33.54	34.127	39.679	49.118	44.557	41.159	38.371	35.134	33.497	39 / 42
DOM	80.705	79.183	80.08	79.836	81.862	103.6	156.7	143.39	94.381	86.99	72.479	59.981	50.33	48.439	46.355	44.175	45.731	66.721	71.936	69.03	67.387	64.325	48.79	45.586	74 / 68
NEW JERSEY HUB	65.74	63.94	64.72	64.20	65.37	79.09	117.27	105.47	80.29	75.48	70.67	65.52	58.47	55.98	53.32	51.07	54.56	78.84	80.59	69.12	65.34	60.53	50.10	46.92	68 / 67
DA Forecast	91.0	89.0	88.1	88.4	90.2	94.7	102.4	106.9	105.7	102.6	99.9	97.4	94.6	91.9	89.9	88.7	89.5	93.8	97.5	96.8	95.4	93.0	88.9	84.2	94 / 96



Preliminary Real-Time Prices with Forecasted and Actual System Load

	HE1	HE2	HE3	HE4	HE5	HE6	HE7	HE8	HE9	HE10	HE11	HE12	HE13	HE14	HE15	HE16	HE17	HE18	HE19	HE20	HE21	HE22	HE23	HE24	avg all/peak
WESTERN HUB	90.50	69.80	93.50	59.52	84.87	95.65	163.53	104.80	123.71	62.17	52.82	52.64	49.42	40.16	40.14	38.57	41.25	49.98	49.67	61.74	63.68	48.23	42.46	38.03	67 / 58
BGE	126.14	83.786	131.52	72.312	102.03	106.5	204.24	128.7	160.34	77.442	64.144	65.446	53.937	42.056	41.951	40.381	43.206	59.634	55.606	65.44	67.399	50.609	44.294	39.639	80 / 66
COMED	31.047	34.963	36.894	30.698	40.876	51.115	51.275	40.798	73.25	45.887	34.888	36.411	35.27	31.902	36.468	32.062	32.364	31.532	40.803	37.069	36.546	35.462	36.862	33.465	39 / 39
DOM	136.77	86.542	143.79	75.013	105.33	106.42	209.75	131.34	167.4	63.716	55.554	49.152	48.108	39.748	39.979	38.09	40.043	46.803	48.16	59.989	61.523	47.18	42.558	38.19	78 / 61
NEW JERSEY HUB	94.03	73.51	97.00	62.78	89.72	101.71	173.02	111.27	131.31	77.70	63.36	68.28	55.70	43.94	44.08	42.10	44.84	62.12	57.39	65.92	67.90	51.62	45.56	40.63	74 / 65
Percent Forecast	1.64	2.07	2.24	1.89	1.35	0.64	0.47	0.13	0.21	-0.09	-0.64	-1.46	-1.90	-2.03	-2.48	-3.42	-3.99	-4.40	-2.80	-2.02	-1.72	-1.35	-1.02	-1.01	
RTLload	92.546	90.841	90.127	90.06	91.41	95.332	102.85	107.03	105.88	102.51	99.31	95.966	92.802	90.093	87.718	85.817	86.07	89.885	94.801	94.896	93.821	91.716	88.02	83.306	



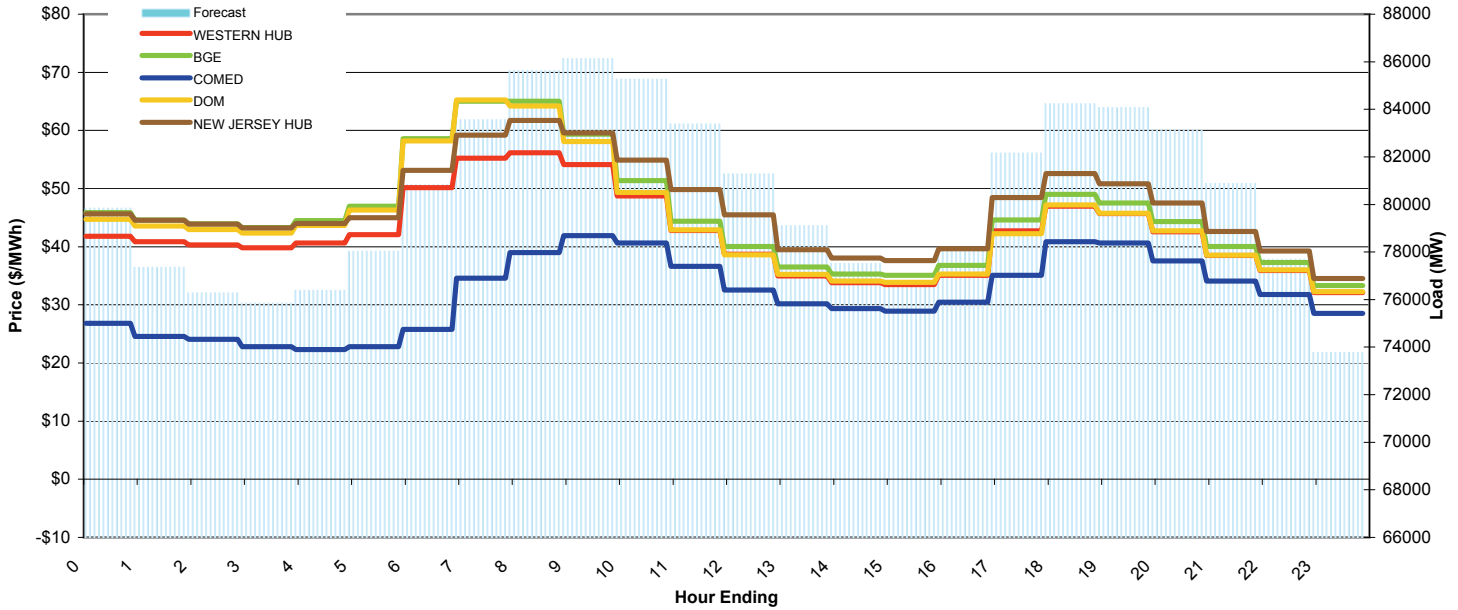
PJM Daily Report

Report for: 2/7/2009

Price Color Codes: <=0 >=100 >=200

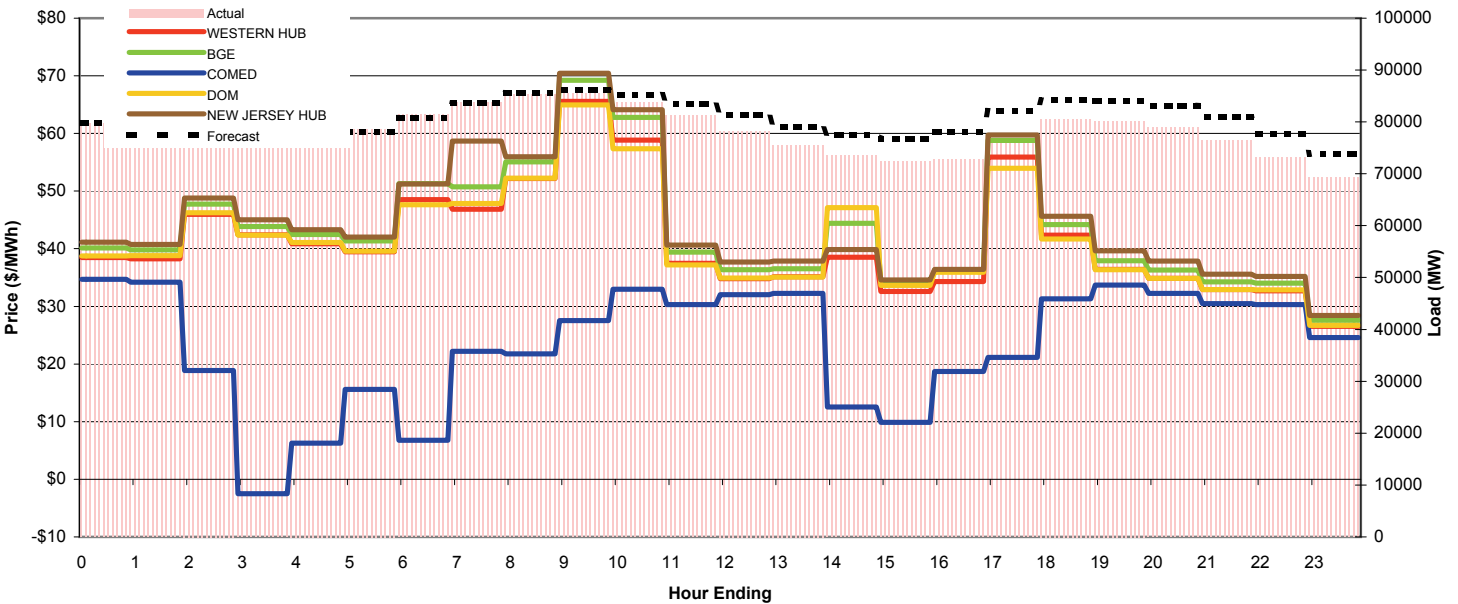
Day-Ahead Prices and Forecast Load

	HE1	HE2	HE3	HE4	HE5	HE6	HE7	HE8	HE9	HE10	HE11	HE12	HE13	HE14	HE15	HE16	HE17	HE18	HE19	HE20	HE21	HE22	HE23	HE24	avg all/peak
WESTERN HUB	41.81	40.84	40.33	39.83	40.64	42.09	50.15	55.23	56.16	54.14	48.74	42.77	38.72	34.97	33.83	33.50	35.10	42.73	46.97	45.68	42.57	38.51	35.89	32.10	42 / 43
BGE	45.884	44.618	43.947	43.306	44.513	46.99	58.563	65	65.016	59.351	51.39	44.389	40.025	36.518	35.318	35.07	36.803	44.584	49.036	47.545	44.353	40.041	37.263	33.321	46 / 46
COMED	26.82	24.577	24.072	22.815	22.289	22.809	25.788	34.58	39.016	41.914	40.627	36.604	32.536	30.179	29.356	28.905	30.453	35.084	40.889	40.658	37.535	34.083	31.806	28.549	32 / 35
DOM	44.74	43.547	42.956	42.339	43.648	46.315	58.212	65.241	64.202	58.096	49.338	42.927	38.585	35.25	34.115	33.893	35.308	42.226	47.179	45.78	42.721	38.537	36.039	32.294	44 / 44
NEW JERSEY HUB	45.67	44.55	43.86	43.22	43.98	44.97	53.15	59.19	61.74	59.55	54.91	49.81	45.49	39.47	38.04	37.62	39.68	48.43	52.56	50.83	47.55	42.63	39.26	34.51	47 / 48
DA Forecast	79.8	77.4	76.3	75.8	76.4	78.0	80.8	83.6	85.6	86.1	85.3	83.4	81.3	79.1	77.5	76.8	78.1	82.2	84.2	84.1	83.1	80.9	77.7	73.8	80 / 82



Preliminary Real-Time Prices with Forecasted and Actual System Load

	HE1	HE2	HE3	HE4	HE5	HE6	HE7	HE8	HE9	HE10	HE11	HE12	HE13	HE14	HE15	HE16	HE17	HE18	HE19	HE20	HE21	HE22	HE23	HE24	avg all/peak
WESTERN HUB	38.49	38.25	45.96	42.43	40.83	39.44	48.50	46.84	52.16	65.55	58.86	37.45	34.79	35.16	38.50	32.80	34.28	55.89	42.36	36.44	34.86	32.90	32.69	26.56	41 / 42
BGE	40.122	39.826	47.737	43.868	42.492	41.357	51.289	50.761	55.065	69.229	62.814	39.395	36.335	36.535	44.433	34.296	36.325	58.79	44.173	37.9	36.287	34.276	34.054	27.591	44 / 44
COMED	34.708	34.197	18.891	-2.498	6.2844	15.605	6.7421	22.21	21.772	27.582	32.981	30.333	32.026	32.241	12.554	9.8617	18.731	21.138	31.301	33.684	32.241	30.449	30.292	24.581	23 / 26
DOM	38.755	38.783	46.265	42.379	41.077	39.585	47.634	47.854	52.237	64.959	57.328	37.192	34.908	35.099	47.159	33.647	35.904	53.937	41.671	36.362	34.835	32.923	32.863	26.707	42 / 42
NEW JERSEY HUB	41.11	40.75	48.80	45.02	43.29	42.00	51.23	58.70	55.95	70.48	64.11	40.63	37.70	37.84	39.88	34.58	36.44	59.72	45.61	39.63	37.84	35.58	35.20	28.42	45 / 46
Percent Forecast	-0.21	0.28	0.48	0.78	0.70	0.77	0.70	0.21	-0.36	-0.81	-1.86	-2.63	-3.90	-4.68	-5.43	-6.01	-7.29	-7.80	-4.52	-4.83	-5.37	-5.81	-6.29	-6.37	
RTLoad	79.679	77.572	76.653	76.447	76.924	78.641	81.404	83.743	85.324	85.438	83.71	81.252	78.231	75.576	73.521	72.441	72.805	76.211	80.594	80.2	78.892	76.439	73.092	69.361	



PJM Daily Report

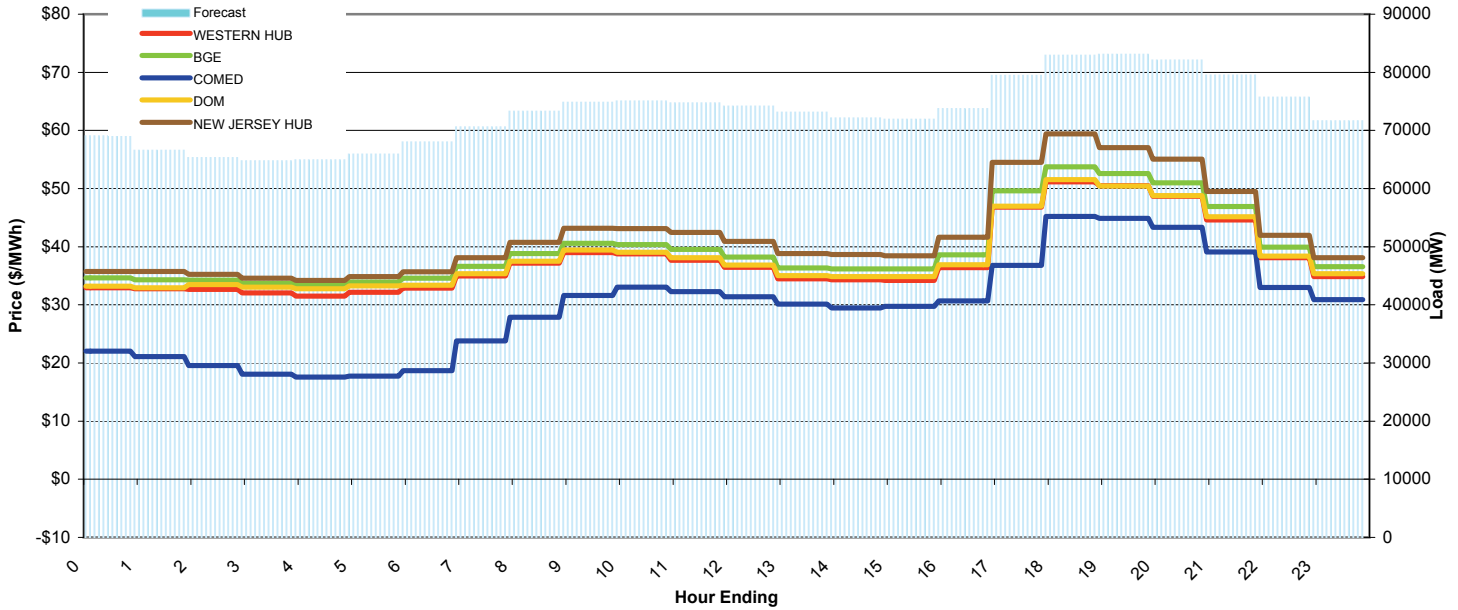
Report for: 2/8/2009

Price Color Codes:

<=0	>=100	>=200
-----	-------	-------

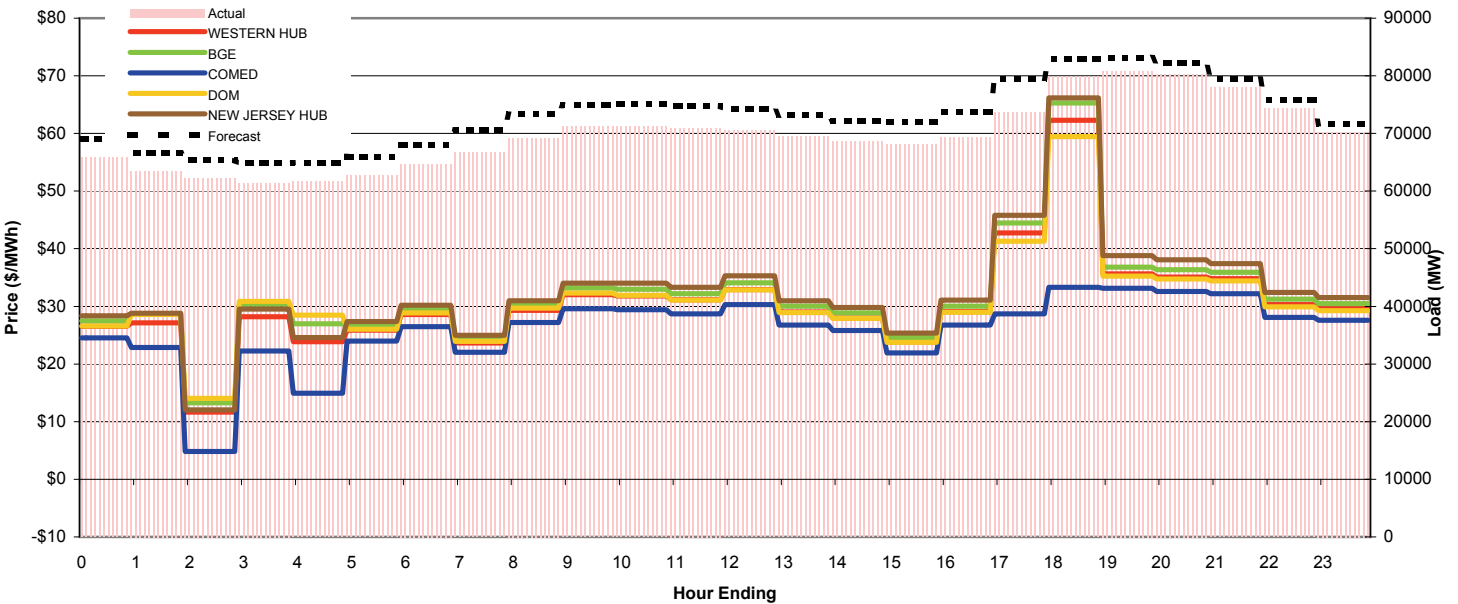
Day-Ahead Prices and Forecast Load

	HE1	HE2	HE3	HE4	HE5	HE6	HE7	HE8	HE9	HE10	HE11	HE12	HE13	HE14	HE15	HE16	HE17	HE18	HE19	HE20	HE21	HE22	HE23	HE24	avg all/peak
WESTERN HUB	32.91	32.75	32.66	32.07	31.52	32.17	32.90	34.99	37.20	38.98	38.78	37.66	36.44	34.46	34.30	34.22	36.41	46.83	51.15	50.48	48.69	44.59	38.12	34.84	38 / 40
BGE	34.619	34.301	34.254	33.722	33.391	33.95	34.581	36.6	38.818	40.592	40.362	39.568	38.227	36.338	36.194	36.172	38.603	49.603	53.728	52.568	50.979	46.893	39.919	36.574	40 / 42
COMED	22.052	21.09	19.57	18.055	17.597	17.741	18.696	23.818	27.863	31.593	33.069	32.288	31.368	30.127	29.471	29.73	30.656	36.774	45.19	44.884	43.349	39.124	32.973	30.884	29 / 34
DOM	33.228	32.958	33.46	33.072	32.783	33.254	33.352	35.333	37.529	39.423	39.054	38.108	36.829	35.04	34.837	34.85	36.879	46.992	51.552	50.433	48.815	45.133	38.366	35.331	38 / 41
NEW JERSEY HUB	35.74	35.72	35.25	34.60	34.22	34.87	35.71	38.11	40.76	43.20	43.12	42.43	40.91	38.83	38.67	38.42	41.63	54.53	59.40	57.03	55.05	49.53	41.99	38.11	42 / 45
DA Forecast	69.1	66.6	65.4	64.8	65.0	66.0	68.0	70.6	73.3	74.9	75.1	74.7	74.2	73.2	72.2	71.9	73.8	79.5	82.9	83.1	82.1	79.5	75.7	71.7	73 / 76



Preliminary Real-Time Prices with Forecasted and Actual System Load

	HE1	HE2	HE3	HE4	HE5	HE6	HE7	HE8	HE9	HE10	HE11	HE12	HE13	HE14	HE15	HE16	HE17	HE18	HE19	HE20	HE21	HE22	HE23	HE24	avg all/peak
WESTERN HUB	26.52	27.14	11.64	28.19	23.87	25.84	28.57	23.66	29.31	32.01	31.83	31.13	32.94	29.01	27.97	23.80	29.11	42.72	62.26	35.63	35.10	34.79	30.32	29.62	31 / 33
BGE	27.481	28.744	13.243	30.373	26.958	26.681	29.596	24.508	30.41	33.205	32.955	32.197	34.089	30.004	28.884	24.587	30.032	44.467	65.301	36.777	36.335	35.911	31.253	30.459	32 / 34
COMED	24.523	22.853	4.8084	22.235	14.902	23.992	26.483	22.018	27.181	29.58	29.435	28.696	30.301	26.756	25.807	21.928	26.755	28.712	33.293	33.122	32.612	32.221	28.093	27.614	26 / 29
DOM	26.615	28.604	14.059	30.836	28.502	26.025	28.847	23.941	29.689	32.296	31.921	31.092	32.856	28.936	27.893	23.763	28.989	41.316	59.442	35.227	34.736	34.43	29.925	29.264	31 / 33
NEW JERSEY HUB	28.36	28.78	12.04	29.55	24.61	27.37	30.20	24.96	30.98	34.04	34.03	33.33	35.29	30.99	29.80	25.37	31.10	45.80	66.19	38.78	38.07	37.41	32.42	31.54	33 / 36
Percent Forecast	-4.95	-4.92	-5.05	-5.53	-5.35	-5.14	-5.18	-5.85	-5.93	-5.22	-5.48	-5.37	-5.21	-5.19	-5.20	-5.57	-6.41	-7.97	-3.85	-2.84	-2.22	-1.92	-1.91	-2.00	
RTLoad	65.813	63.466	62.216	61.419	61.667	62.743	64.673	66.707	69.238	71.171	71.182	70.933	70.515	69.54	68.581	68.138	69.334	73.644	79.867	80.834	80.359	78.021	74.309	70.274	



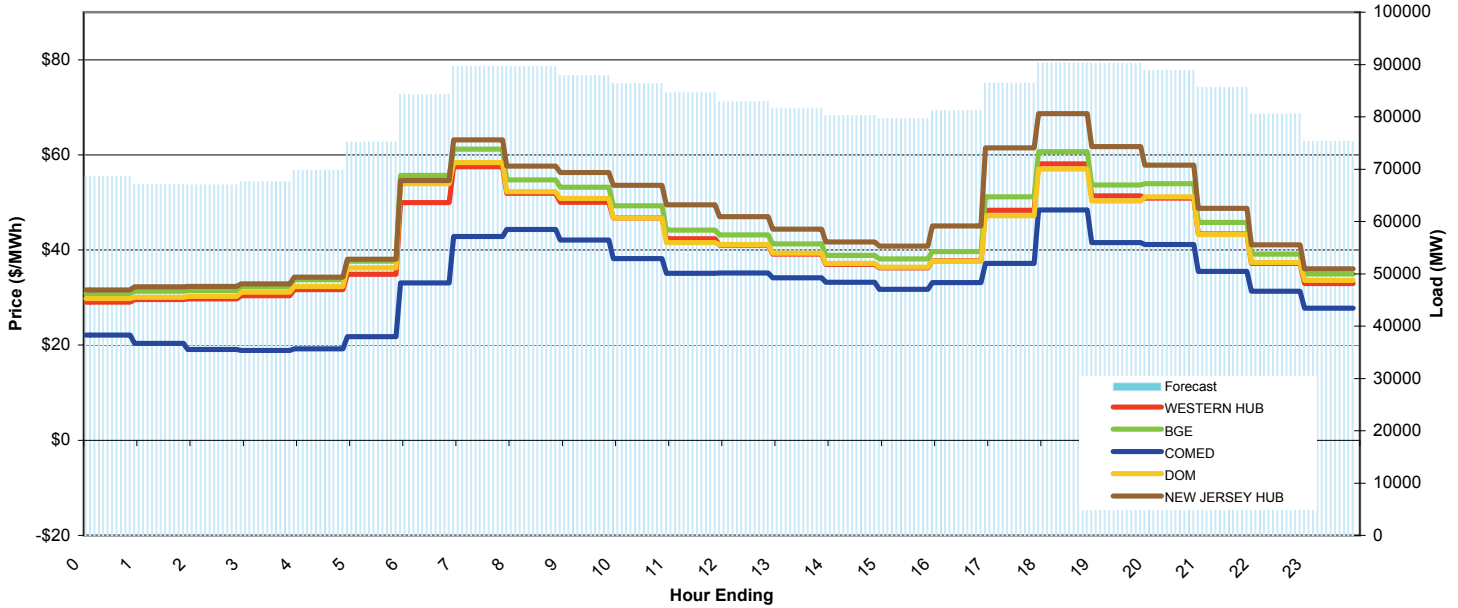
PJM Daily Report

Report for: 2/9/2009

Price Color Codes: <=0 >=100 >=200

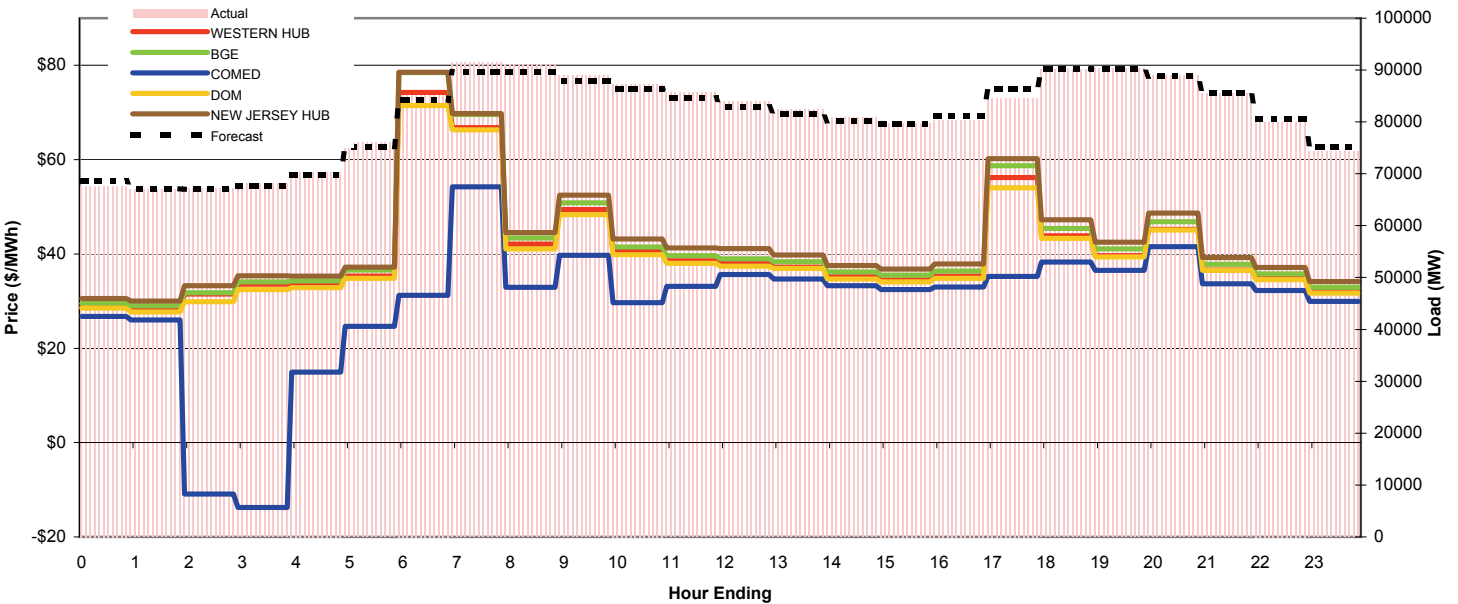
Day-Ahead Prices and Forecast Load

	HE1	HE2	HE3	HE4	HE5	HE6	HE7	HE8	HE9	HE10	HE11	HE12	HE13	HE14	HE15	HE16	HE17	HE18	HE19	HE20	HE21	HE22	HE23	HE24	avg all/peak
WESTERN HUB	29.07	29.57	29.72	30.39	31.67	34.88	49.99	57.49	51.91	50.05	46.71	42.36	40.99	39.15	36.98	36.24	37.75	48.33	58.11	51.40	50.92	43.40	37.18	32.98	42 / 46
BGE	30.856	31.349	31.487	32.308	33.73	37.664	55.656	61.19	54.737	53.186	49.29	44.177	43.155	41.263	38.895	38.113	39.659	51.165	60.677	53.678	53.91	45.769	39.163	35	44 / 48
COMED	22.136	20.389	19.103	18.876	19.231	21.763	33.078	42.846	44.286	42.086	38.208	35.089	35.18	34.152	33.223	31.747	33.143	37.171	48.432	41.586	41.157	35.487	31.305	27.754	33 / 38
DOM	29.815	30.035	30.243	31.13	32.333	36.216	53.969	58.401	52.24	50.857	46.74	41.568	41.162	39.371	37.166	36.373	37.662	47.226	57.017	50.296	51.164	43.218	37.357	33.643	42 / 45
NEW JERSEY HUB	31.57	32.30	32.32	32.87	34.29	38.04	54.63	63.13	57.62	56.27	53.59	49.47	47.04	44.38	41.66	40.79	45.05	61.45	68.68	61.74	57.85	48.76	41.07	36.05	47 / 52
DA Forecast	68.6	67.1	67.0	67.6	69.8	75.2	84.2	89.7	89.6	87.9	86.3	84.6	82.9	81.5	80.3	79.7	81.2	86.5	90.3	90.2	88.9	85.6	80.6	75.3	81 / 85



Preliminary Real-Time Prices with Forecasted and Actual System Load

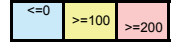
	HE1	HE2	HE3	HE4	HE5	HE6	HE7	HE8	HE9	HE10	HE11	HE12	HE13	HE14	HE15	HE16	HE17	HE18	HE19	HE20	HE21	HE22	HE23	HE24	avg all/peak
WESTERN HUB	28.83	28.36	31.51	33.58	33.39	35.33	74.27	66.78	42.11	49.42	40.52	38.53	37.99	37.20	35.18	34.47	35.31	56.18	43.84	39.62	45.23	36.62	34.73	31.98	40 / 42
BGE	29.569	29.002	31.793	34.084	34.3	36.616	78.433	69.557	43.413	50.813	41.508	39.617	38.964	38.353	36.166	35.518	36.408	58.725	45.396	41.057	46.821	37.84	35.799	32.943	42 / 43
COMED	26.742	26.024	-10.93	-13.74	14.938	24.633	31.202	54.27	32.928	39.691	29.704	33.154	35.62	34.668	33.24	32.469	33.023	35.233	38.283	36.551	41.581	33.671	32.247	29.923	29 / 36
DOM	28.496	27.728	29.865	32.462	32.885	34.826	71.455	66.315	41.061	48.326	39.864	38.025	37.426	36.925	34.724	34.054	34.864	54.018	43.325	39.375	45.065	36.531	34.528	31.709	40 / 42
NEW JERSEY HUB	30.56	30.03	33.25	35.39	35.29	37.24	78.53	69.79	44.56	52.46	43.18	41.31	41.17	39.80	37.55	36.78	37.89	60.24	47.25	42.53	48.64	39.26	37.11	34.13	43 / 45
Percent Forecast	-1.34	-0.10	0.26	0.73	0.84	1.18	2.12	1.94	1.60	1.19	1.19	1.25	1.30	1.07	0.78	0.12	-0.94	-2.18	-0.24	0.14	0.12	-0.20	-0.68	-1.34	
RTLLoad	67.697	67.025	67.143	68.093	70.395	76.07	86.018	91.461	91.042	88.931	87.382	85.64	83.964	82.414	80.882	79.761	80.41	84.603	90.042	90.314	88.964	85.465	80.033	74.27	



PJM Daily Report

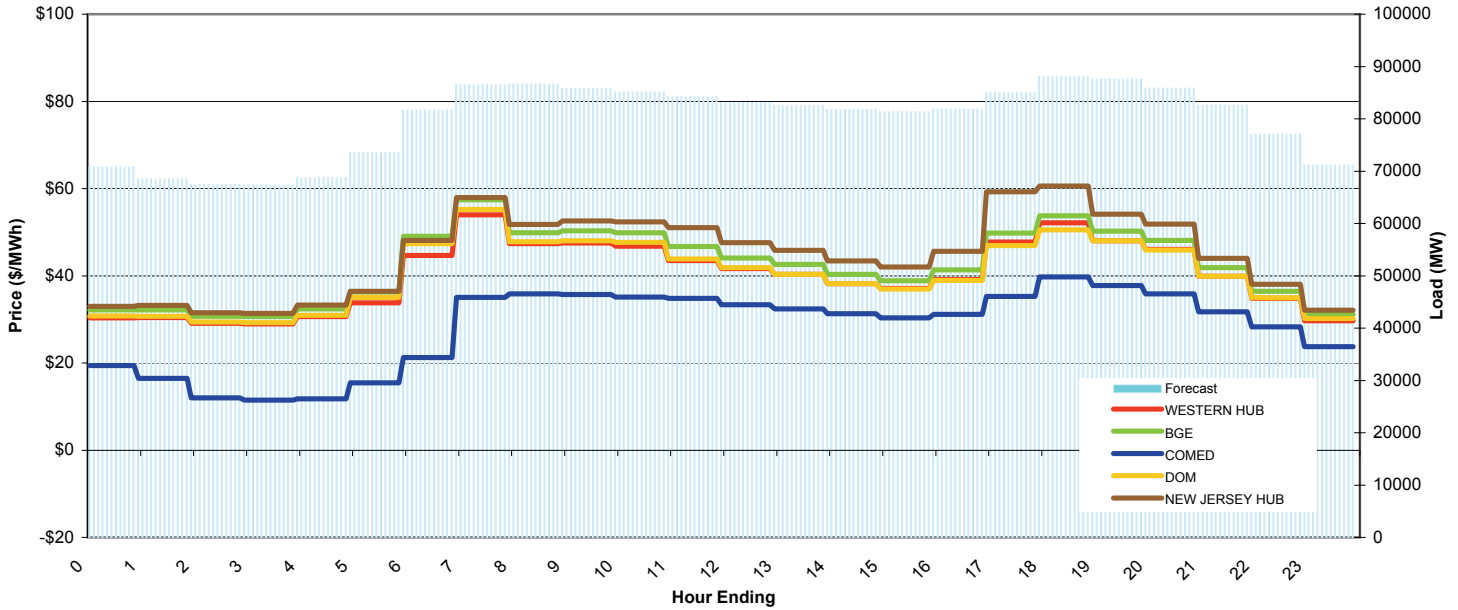
Report for: 2/10/2009

Price Color Codes:



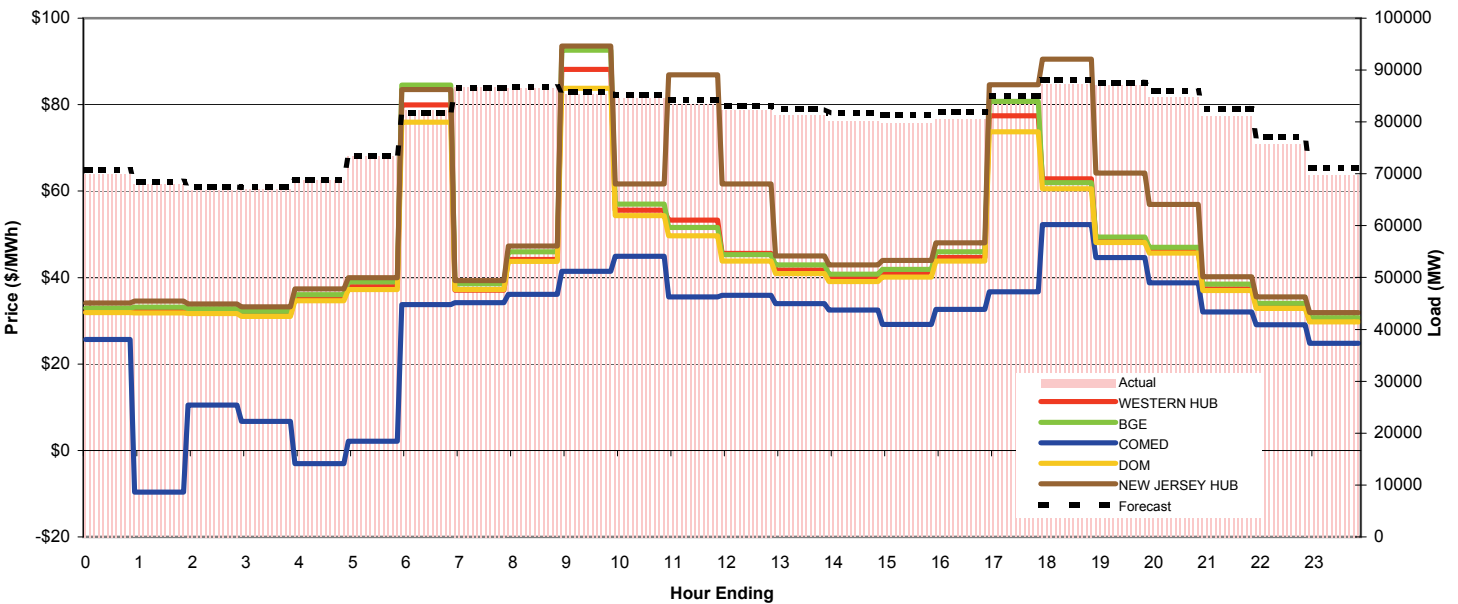
Day-Ahead Prices and Forecast Load

	HE1	HE2	HE3	HE4	HE5	HE6	HE7	HE8	HE9	HE10	HE11	HE12	HE13	HE14	HE15	HE16	HE17	HE18	HE19	HE20	HE21	HE22	HE23	HE24	avg all/peak
WESTERN HUB	30.37	30.40	29.10	28.94	30.66	33.83	44.63	54.00	47.37	47.51	46.79	43.50	41.64	40.34	38.22	37.11	39.13	47.72	52.16	48.07	46.06	39.88	34.82	29.71	40 / 44
BGE	32.196	32.154	30.752	30.65	32.428	36.261	49.075	57.45	49.857	50.297	49.859	46.713	44.098	42.584	40.299	38.887	41.329	49.819	53.761	50.264	48.118	41.905	36.42	31.148	42 / 46
COMED	19.406	16.458	11.989	11.467	11.784	15.433	21.239	35.014	35.837	35.736	35.118	34.826	33.352	32.411	31.275	30.384	31.142	35.29	39.758	37.756	35.82	31.76	28.311	23.764	28 / 34
DOM	30.809	30.708	29.373	29.219	30.952	35.071	47.371	55.205	47.787	48.025	47.676	43.841	41.904	40.366	38.219	36.966	38.901	46.963	50.554	48.037	45.899	39.901	34.994	30.167	40 / 44
NEW JERSEY HUB	33.00	33.20	31.54	31.38	33.26	36.41	48.12	57.91	51.80	52.56	52.38	51.02	47.58	45.83	43.40	42.05	45.64	59.25	60.61	54.12	51.85	43.97	38.04	32.10	45 / 50
DA Forecast	70.8	68.5	67.5	67.4	68.7	73.5	81.7	86.5	86.7	85.8	85.1	84.2	83.1	82.5	81.8	81.3	81.8	85.0	88.1	87.6	85.9	82.6	77.1	71.1	80 / 84



Preliminary Real-Time Prices with Forecasted and Actual System Load

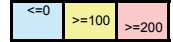
	HE1	HE2	HE3	HE4	HE5	HE6	HE7	HE8	HE9	HE10	HE11	HE12	HE13	HE14	HE15	HE16	HE17	HE18	HE19	HE20	HE21	HE22	HE23	HE24	avg all/peak
WESTERN HUB	32.03	32.60	32.00	31.40	35.26	37.90	79.93	37.11	44.21	88.17	55.58	53.30	45.57	41.73	39.79	41.13	44.62	77.40	62.85	49.09	46.40	37.34	33.44	29.86	46 / 50
BGE	32.955	33.171	32.758	32.196	36.068	39.03	84.507	38.592	45.983	92.597	56.96	51.587	45.28	42.909	40.809	41.874	45.927	80.77	61.97	49.368	46.994	38.481	34.022	30.677	47 / 51
COMED	25.683	-9.623	10.526	6.7046	-3.08	2.1658	33.78	34.192	36.124	41.438	44.909	35.545	35.875	33.936	32.523	29.122	32.599	36.7	52.284	44.591	38.786	32.043	29.096	24.797	28 / 37
DOM	31.899	31.819	31.643	31.032	34.662	37.26	75.966	37.25	43.758	83.802	54.335	49.633	43.839	40.896	39.056	40.118	43.841	73.741	60.534	48.069	45.667	37.026	32.85	29.724	45 / 48
NEW JERSEY HUB	34.10	34.53	33.90	33.26	37.38	39.97	83.48	39.32	47.31	93.59	61.63	86.87	61.65	45.02	42.96	44.00	48.03	84.63	90.54	64.14	56.91	40.22	35.50	31.89	53 / 59
Percent Forecast	-1.18	-0.84	-0.95	-0.50	-0.11	-0.20	0.69	0.25	-0.32	-0.51	-0.62	-0.85	-0.94	-1.59	-2.00	-2.03	-1.71	-1.51	-0.88	-0.63	-1.30	-1.81	-1.94	-1.90	
RTLoad	69.958	67.928	66.847	67.013	68.638	73.34	82.228	86.708	86.412	85.349	84.617	83.498	82.318	81.215	80.144	79.714	80.473	83.718	87.331	87.007	84.783	81.099	75.619	69.794	



PJM Daily Report

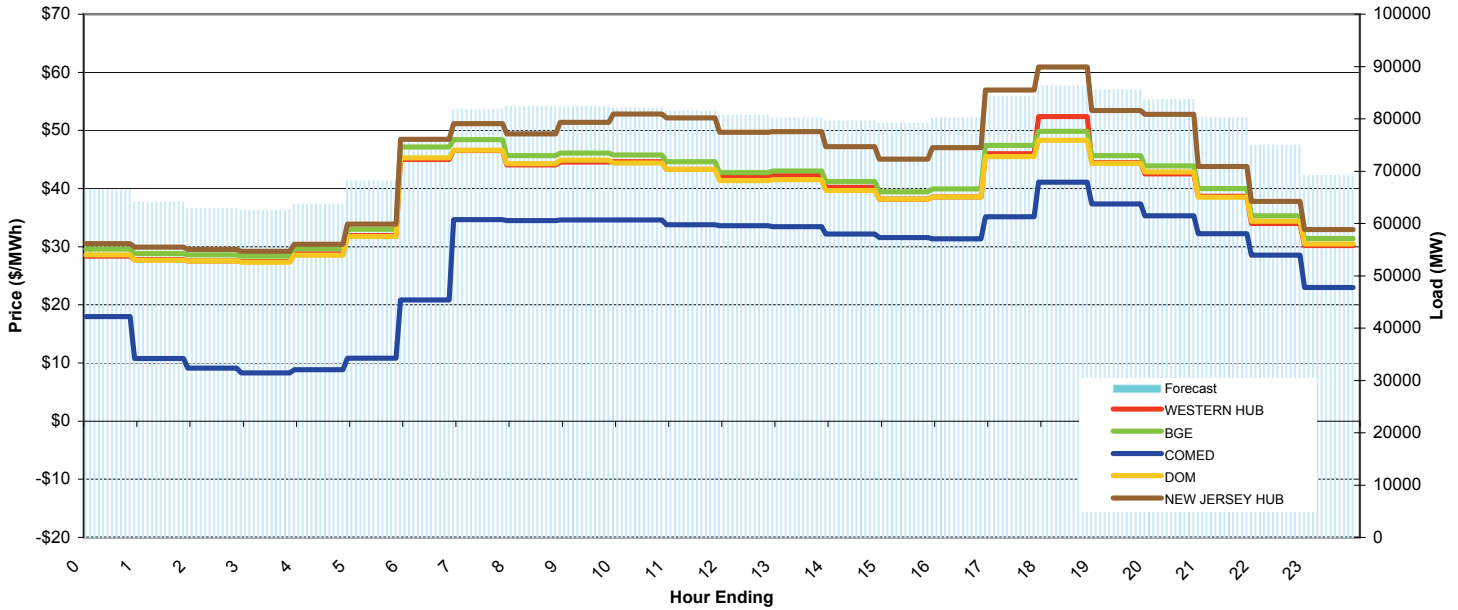
Report for: 2/11/2009

Price Color Codes:



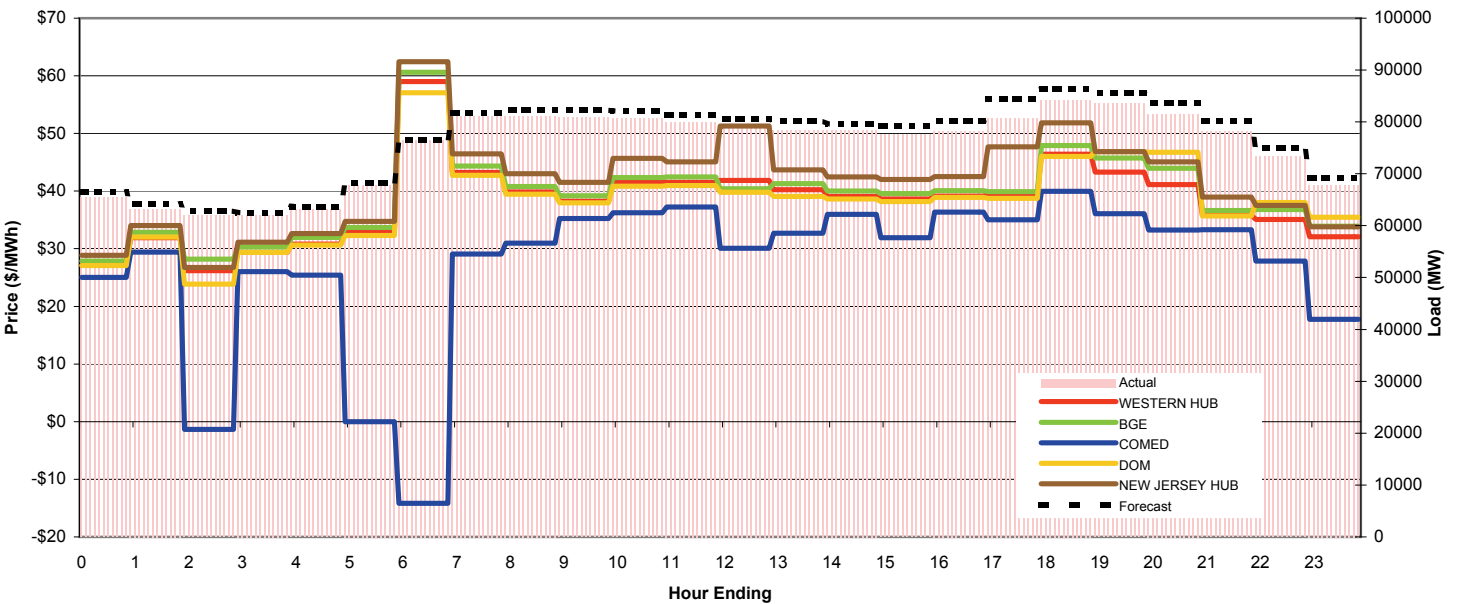
Day-Ahead Prices and Forecast Load

	HE1	HE2	HE3	HE4	HE5	HE6	HE7	HE8	HE9	HE10	HE11	HE12	HE13	HE14	HE15	HE16	HE17	HE18	HE19	HE20	HE21	HE22	HE23	HE24	avg all/peak
WESTERN HUB	28.41	27.77	27.54	27.45	28.77	31.93	45.03	46.53	44.06	44.59	44.61	43.31	42.17	42.33	40.22	38.21	38.58	46.00	52.41	44.49	42.54	38.68	33.97	30.18	39 / 43
BGE	29.623	28.846	28.619	28.369	29.673	33.006	47.148	48.409	45.679	46.126	45.773	44.629	42.777	43.034	41.21	39.456	39.946	47.456	49.858	45.693	43.892	39.996	35.315	31.418	40 / 44
COMED	17.973	10.772	9.1386	8.3063	8.8264	10.846	20.827	34.667	34.505	34.593	34.63	33.777	33.589	33.458	32.158	31.574	31.359	35.147	41.097	37.375	35.322	32.221	28.528	22.974	27 / 34
DOM	28.596	27.671	27.558	27.343	28.555	31.765	45.293	46.604	44.289	44.893	44.408	43.299	41.401	41.559	39.685	38.203	38.552	45.515	48.299	44.361	42.858	38.49	34.378	30.476	39 / 42
NEW JERSEY HUB	30.52	29.92	29.55	29.21	30.44	33.91	48.49	51.17	49.42	51.38	52.84	52.17	49.66	49.82	47.22	45.09	47.07	56.97	60.92	53.45	52.75	43.82	37.83	32.95	44 / 50
DA Forecast	66.4	64.1	62.8	62.5	63.6	68.1	76.4	81.8	82.4	82.3	82.1	81.5	80.7	80.2	79.6	79.2	80.2	84.3	86.3	85.6	83.7	80.3	75.0	69.2	77 / 82



Preliminary Real-Time Prices with Forecasted and Actual System Load

	HE1	HE2	HE3	HE4	HE5	HE6	HE7	HE8	HE9	HE10	HE11	HE12	HE13	HE14	HE15	HE16	HE17	HE18	HE19	HE20	HE21	HE22	HE23	HE24	avg all/peak
WESTERN HUB	27.11	31.92	26.19	29.35	30.80	32.91	58.98	43.23	39.88	38.25	41.61	41.52	41.86	40.27	39.05	38.63	39.11	39.35	46.38	43.31	41.13	35.77	35.05	32.06	38 / 40
BGE	27.885	32.858	28.166	30.311	31.944	33.672	60.597	44.325	40.772	39.165	42.351	42.437	40.409	41.313	40.024	39.593	40.093	39.935	47.906	45.748	43.96	36.657	36.823	33.926	39 / 41
COMED	25.027	29.441	-1.355	26.046	25.422	-0.038	-14.2	29.1	30.96	35.256	36.224	37.223	30.091	32.712	35.959	31.914	36.336	35.007	39.973	36.081	33.262	33.273	27.849	17.781	27 / 34
DOM	27.099	32.008	23.881	29.352	30.624	32.294	57.074	42.759	39.489	37.952	40.864	40.946	39.805	39.091	38.605	38.202	38.909	38.762	46.003	46.825	46.736	35.711	37.995	35.457	38 / 41
NEW JERSEY HUB	28.85	34.00	26.76	31.14	32.61	34.72	62.44	46.46	43.02	41.53	45.70	45.06	51.32	43.67	42.46	42.00	42.49	47.69	51.87	46.87	45.07	38.97	37.51	33.77	41 / 44
Percent Forecast	-1.57	-1.31	-1.35	-0.71	-0.76	-0.37	0.16	-0.71	-1.48	-1.86	-1.81	-1.84	-1.80	-2.19	-1.49	-2.09	-2.38	-4.45	-2.40	-2.39	-2.60	-2.67	-2.23	-1.97	
RTLoad	65.415	63.252	61.997	62.069	63.169	67.885	76.531	81.194	81.173	80.812	80.629	79.984	79.228	78.464	78.393	77.531	78.315	80.737	84.294	83.587	81.546	78.17	73.321	67.829	



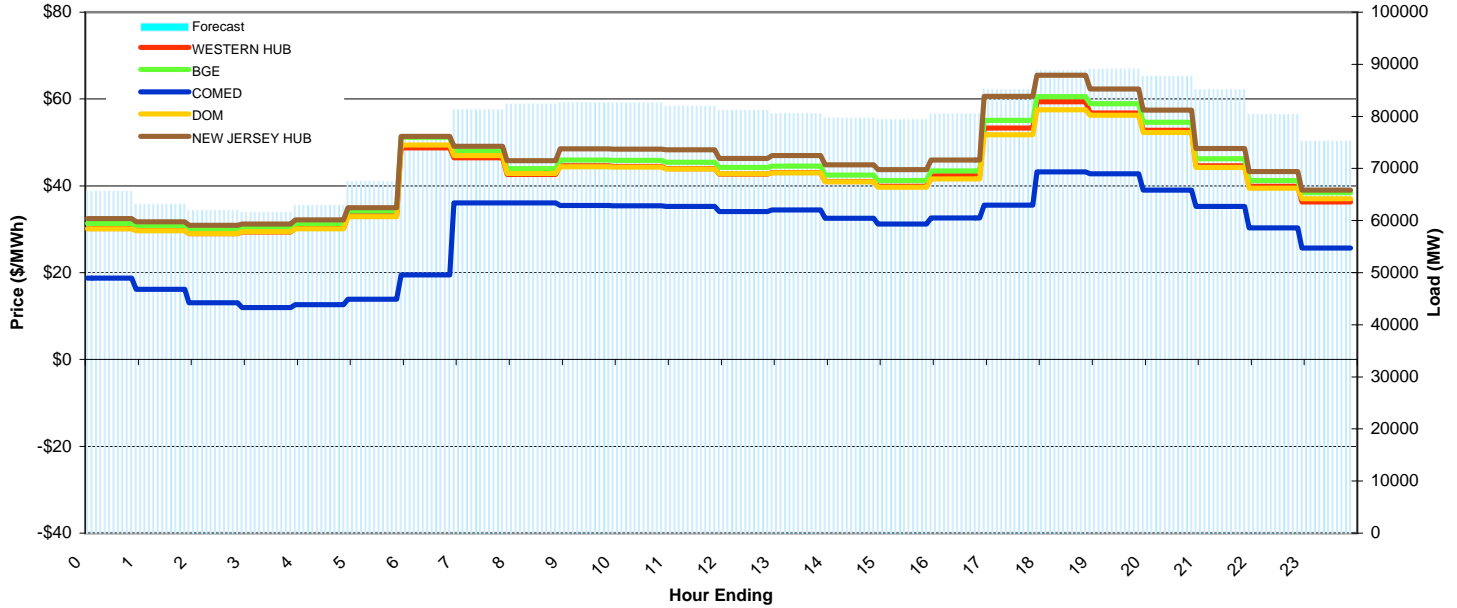
PJM Daily Report

Report for: 2/12/2009

Price Color Codes: ≤0 ≥100 ≥200

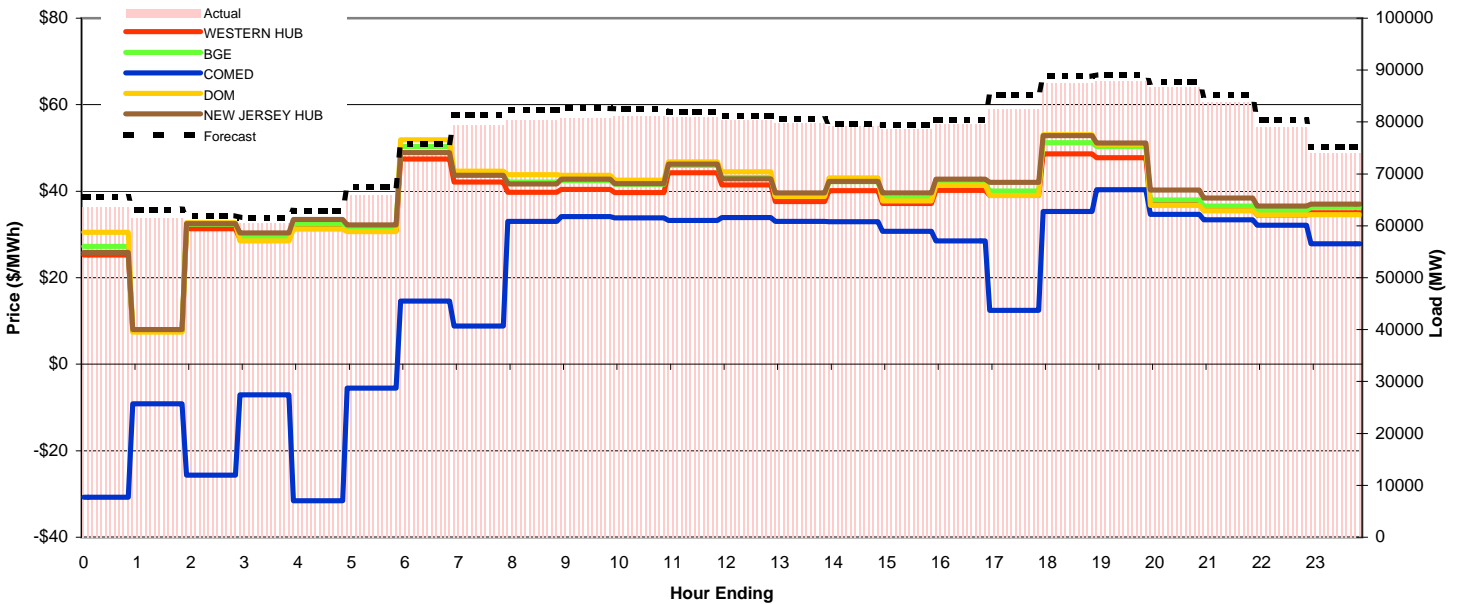
Day-Ahead Prices and Forecast Load

	HE1	HE2	HE3	HE4	HE5	HE6	HE7	HE8	HE9	HE10	HE11	HE12	HE13	HE14	HE15	HE16	HE17	HE18	HE19	HE20	HE21	HE22	HE23	HE24	avg all/peak
WESTERN HUB	30.15	29.71	28.98	29.35	30.22	33.13	48.73	46.44	42.62	44.64	44.46	43.96	42.72	43.04	41.03	39.92	42.34	53.33	59.35	56.80	52.78	44.60	39.91	36.27	42 / 46
BGE	31.317	30.808	30.086	30.444	31.27	34.199	51.2	47.978	43.942	45.931	45.859	45.459	44.278	44.572	42.514	41.263	43.474	55.05	60.558	58.906	54.67	46.218	41.205	38.427	43 / 48
COMED	18.727	16.171	13.051	11.94	12.602	13.916	19.456	36.077	36.061	35.493	35.399	35.29	34.06	34.436	32.522	31.225	32.592	35.518	43.185	42.791	39.003	35.29	30.293	25.648	29 / 36
DOM	30.067	29.674	29.028	29.409	30.132	32.933	49.387	47.004	42.822	44.416	44.352	43.846	42.788	43.031	40.919	39.678	41.624	51.78	57.545	56.255	52.268	44.269	39.464	37.051	42 / 46
NEW JERSEY HUB	32.43	31.73	30.91	31.24	32.20	34.96	51.38	49.13	45.77	48.50	48.43	48.29	46.30	46.95	44.81	43.76	45.93	60.58	65.51	62.28	57.46	48.63	43.32	39.03	45 / 50
DA Forecast	65.6	63.2	61.9	61.6	62.9	67.5	75.8	81.3	82.4	82.6	82.0	81.2	80.5	79.7	79.4	80.5	85.1	88.8	89.1	87.7	85.1	80.3	75.2	78 / 83	



Preliminary Real-Time Prices with Forecasted and Actual System Load

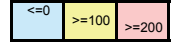
	HE1	HE2	HE3	HE4	HE5	HE6	HE7	HE8	HE9	HE10	HE11	HE12	HE13	HE14	HE15	HE16	HE17	HE18	HE19	HE20	HE21	HE22	HE23	HE24	avg all/peak
WESTERN HUB	25.28	7.62	31.36	28.98	32.04	30.87	47.43	42.13	39.73	40.39	39.64	44.26	41.43	37.59	40.11	37.17	40.20	38.99	48.62	47.78	37.09	35.70	34.50	34.99	37 / 40
BGE	27.226	7.6736	32.345	29.444	32.415	31.559	50.339	44.124	42.088	42.485	41.631	45.976	43.129	38.899	42.224	38.439	41.765	40.078	51.188	50.309	38.002	36.591	35.531	36.276	38 / 42
COMED	-30.76	-9.131	-25.61	-7.062	-31.57	-5.514	14.566	8.8458	32.995	34.123	33.826	33.223	33.938	33.045	32.928	30.761	28.478	12.466	35.29	40.333	34.647	33.354	32.163	27.828	18 / 31
DOM	30.494	7.4342	32.693	28.523	31.239	30.642	51.891	44.638	43.794	43.65	42.573	46.788	44.453	38.808	43.049	37.731	41.413	39.049	53.094	50.846	36.699	35.484	34.476	34.584	39 / 42
NEW JERSEY HUB	25.87	7.99	32.53	30.34	33.46	32.17	48.90	43.68	41.68	42.76	41.75	46.26	42.84	39.58	42.29	39.62	42.79	42.03	52.84	51.14	40.28	38.45	36.59	37.00	39 / 43
Percent Forecast	-3.05	-2.76	-2.31	-1.79	-2.03	-2.25	-1.78	-2.28	-2.50	-2.29	-1.75	-1.17	-0.96	-0.87	-0.47	-0.82	-1.12	-3.18	-1.57	-1.33	-1.05	-1.45	-1.66	-1.51	
RTLLoad	63.668	61.454	60.547	60.495	61.647	65.995	74.513	79.445	80.342	80.775	81.16	81.005	80.378	79.831	79.308	78.716	79.574	82.524	87.408	87.893	86.823	83.918	79.027	74.107	



PJM Daily Report

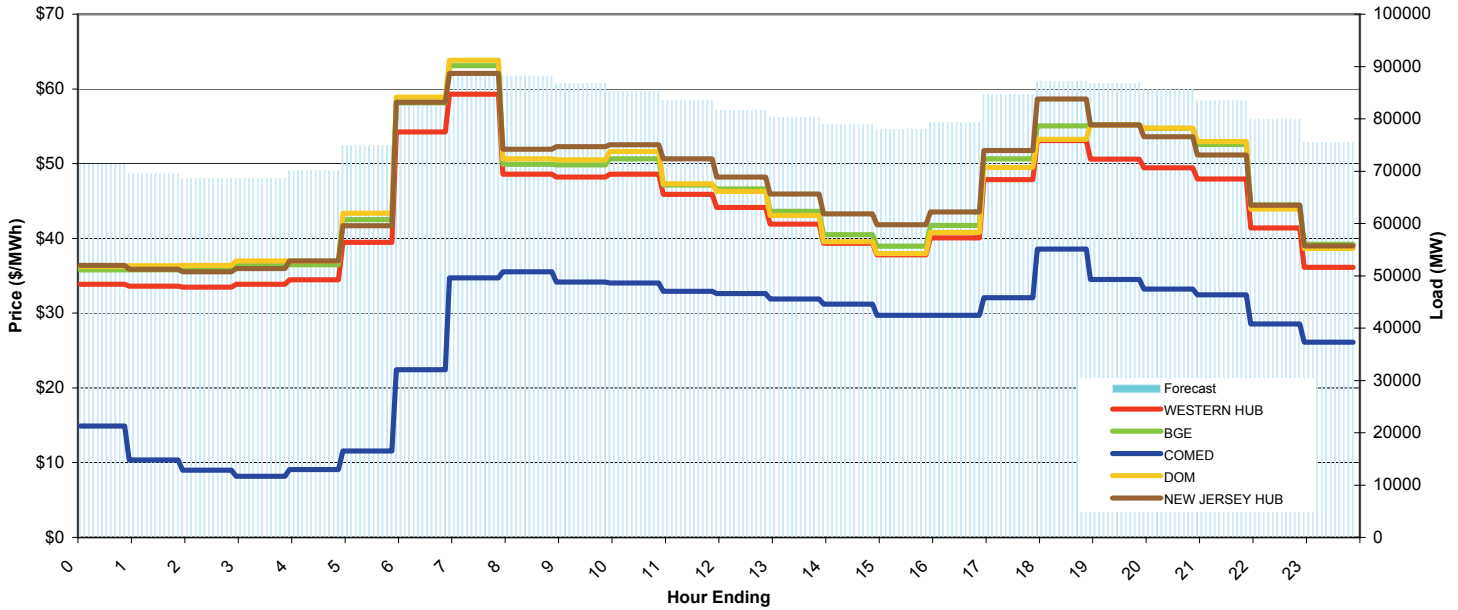
Report for: 2/13/2009

Price Color Codes:



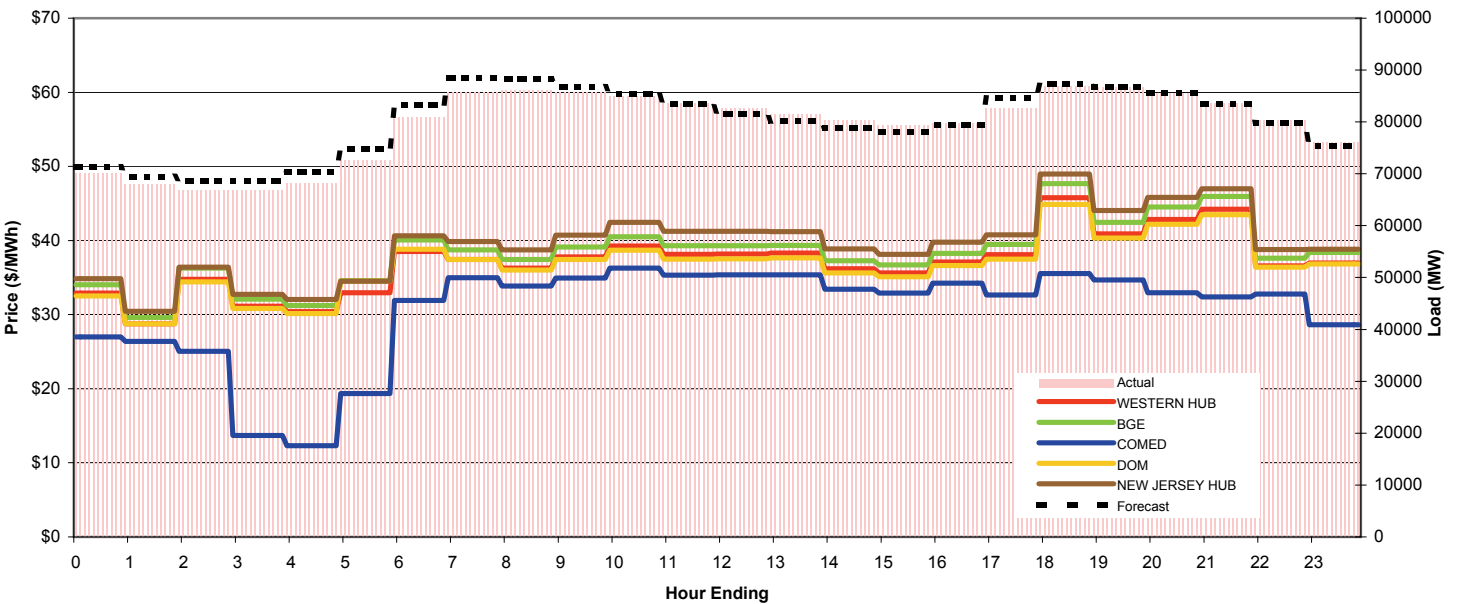
Day-Ahead Prices and Forecast Load

	HE1	HE2	HE3	HE4	HE5	HE6	HE7	HE8	HE9	HE10	HE11	HE12	HE13	HE14	HE15	HE16	HE17	HE18	HE19	HE20	HE21	HE22	HE23	HE24	avg all/peak
WESTERN HUB	33.88	33.62	33.48	33.87	34.46	39.48	54.26	59.28	48.61	48.23	48.59	45.89	44.13	41.91	39.32	37.82	40.05	47.85	53.09	50.63	49.44	47.93	41.38	36.14	43 / 47
BGE	35.778	35.777	35.714	36.35	36.46	42.511	58.13	63.11	49.941	49.856	50.644	47.153	46.629	43.622	40.523	38.955	41.747	50.651	55.059	55.19	54.699	52.564	44.474	39.213	46 / 49
COMED	14.91	10.362	8.9759	8.165	9.0654	11.567	22.441	34.703	35.518	34.172	34.051	32.928	32.619	31.916	31.214	29.709	29.702	32.057	38.561	34.493	33.243	32.456	28.546	26.125	27 / 33
DOM	36.263	36.359	36.381	37.008	36.936	43.352	58.929	63.814	50.662	50.502	51.65	47.323	46.29	43.05	39.551	37.959	40.791	49.5	53.258	55.196	54.76	52.954	43.925	38.657	46 / 49
NEW JERSEY HUB	36.40	35.88	35.53	35.97	37.00	41.68	58.21	62.10	51.93	52.27	52.53	50.63	48.19	45.93	43.29	41.82	43.55	51.77	58.67	55.18	53.61	51.18	44.43	38.99	47 / 50
DA Forecast	71.3	69.5	68.6	68.7	70.2	74.8	83.2	88.4	88.2	86.7	85.3	83.5	81.6	80.2	78.9	78.1	79.4	84.6	87.2	86.7	85.5	83.4	79.9	75.4	80 / 84



Preliminary Real-Time Prices with Forecasted and Actual System Load

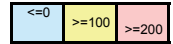
	HE1	HE2	HE3	HE4	HE5	HE6	HE7	HE8	HE9	HE10	HE11	HE12	HE13	HE14	HE15	HE16	HE17	HE18	HE19	HE20	HE21	HE22	HE23	HE24	avg all/peak
WESTERN HUB	32.89	28.75	34.77	31.15	30.40	32.95	38.50	37.46	36.29	37.80	39.26	38.13	38.18	38.28	36.21	35.61	37.09	38.07	45.79	40.91	42.83	44.21	36.80	36.98	37 / 39
BGE	34.043	29.627	36.27	32.084	31.224	34.608	40.063	38.731	37.437	39.106	40.518	39.282	39.3	39.355	37.27	36.713	38.251	39.48	47.661	42.433	44.537	45.938	37.617	38.394	38 / 40
COMED	27.004	26.381	25.03	13.677	12.32	19.35	31.895	34.967	33.852	34.915	36.265	35.339	35.372	35.378	33.408	32.916	34.23	32.664	35.537	34.688	32.951	32.398	32.765	28.645	30 / 34
DOM	32.533	28.74	34.398	30.827	30.136	34.517	38.819	37.423	36.001	37.419	38.688	37.478	37.509	37.656	35.641	35.101	36.605	37.489	44.853	40.326	42.174	43.479	36.385	36.822	37 / 38
NEW JERSEY HUB	34.84	30.44	36.41	32.72	32.04	34.51	40.62	39.85	38.72	40.72	42.45	41.26	41.26	41.20	38.86	38.12	39.76	40.77	48.95	44.03	45.83	46.98	38.80	38.80	39 / 42
Percent Forecast	-1.75	-2.28	-2.55	-2.76	-2.91	-3.02	-2.85	-3.16	-2.41	-1.28	-0.49	0.18	1.13	1.43	1.64	1.52	0.41	-2.56	-0.37	-0.08	-0.05	0.18	0.61	0.82	
RTLoad	70.089	67.917	66.895	66.818	68.25	72.642	80.928	85.738	86.119	85.623	84.898	83.661	82.548	81.389	80.174	79.261	79.702	82.531	86.901	86.676	85.5	83.57	80.369	76.035	



PJM Daily Report

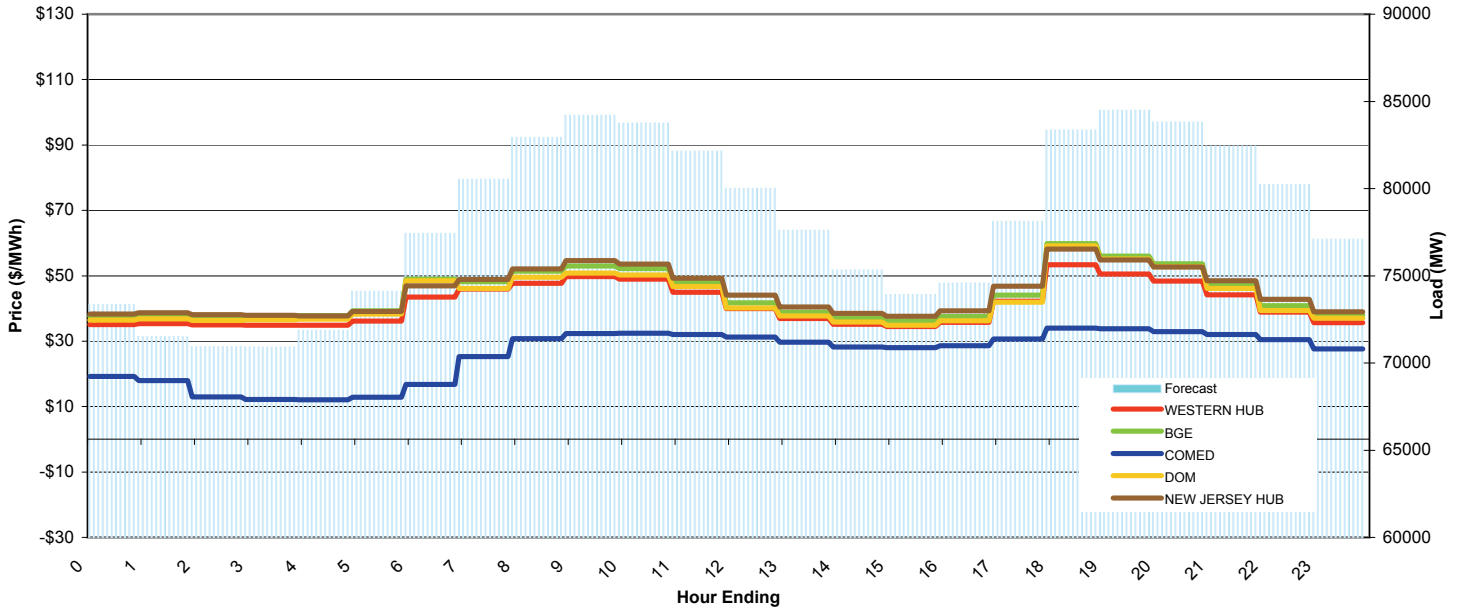
Report for: 2/14/2009

Price Color Codes:



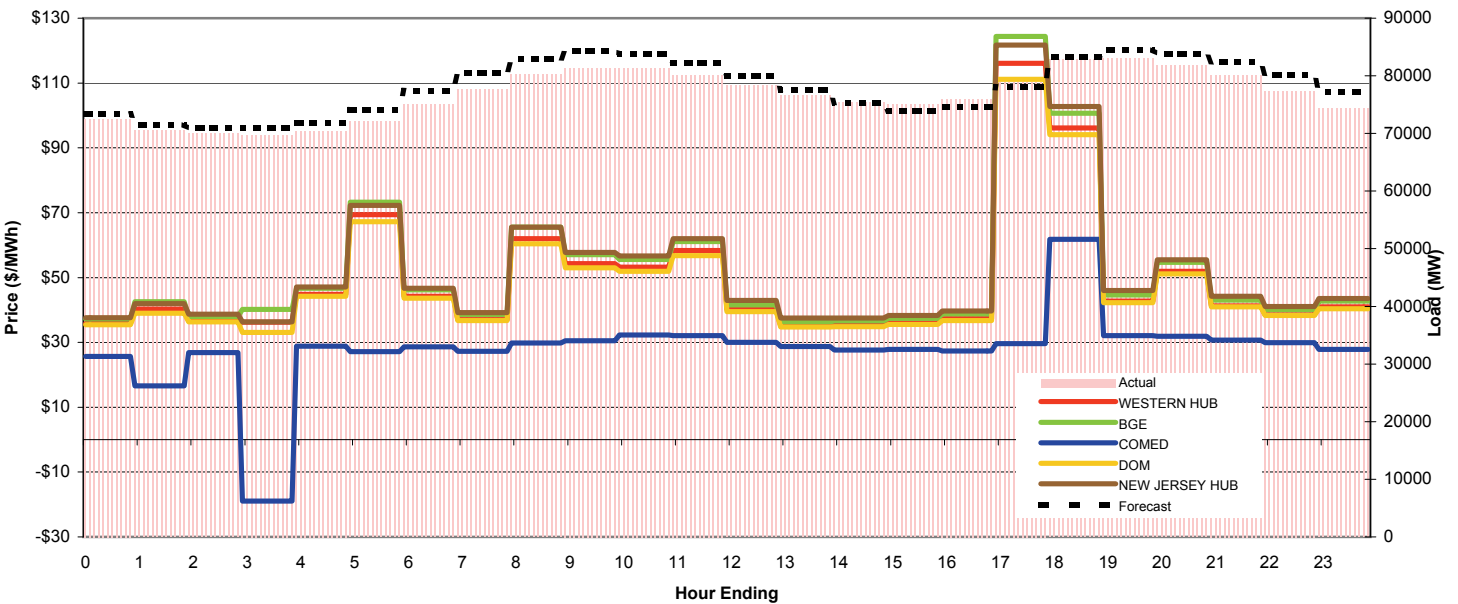
Day-Ahead Prices and Forecast Load

	HE1	HE2	HE3	HE4	HE5	HE6	HE7	HE8	HE9	HE10	HE11	HE12	HE13	HE14	HE15	HE16	HE17	HE18	HE19	HE20	HE21	HE22	HE23	HE24	avg all/peak
WESTERN HUB	35.06	35.42	35.02	34.92	34.87	36.15	43.53	45.95	47.72	49.76	48.95	44.98	39.95	36.95	35.20	34.51	35.80	42.18	53.41	50.53	48.43	44.19	38.86	35.69	41 / 44
BGE	37.666	37.981	37.655	37.762	37.781	39.28	48.978	48.153	51.396	53.016	52.166	48.121	41.712	38.758	36.934	36.125	37.554	44.061	59.787	55.991	53.681	47.597	40.875	38.001	44 / 47
COMED	19.184	17.932	12.923	12.17	12.078	12.863	16.73	25.263	30.796	32.302	32.41	32.04	31.224	29.706	28.23	27.983	28.616	30.679	33.992	33.793	32.943	32	30.438	27.639	26 / 31
DOM	36.49	36.819	36.394	36.539	36.7	38.259	48.483	46.143	49.599	50.853	50.219	46.764	40.184	37.698	35.864	34.863	36.239	41.896	59.118	55.094	52.761	46.123	39.351	36.991	43 / 45
NEW JERSEY HUB	38.28	38.70	38.10	37.92	37.71	39.10	46.88	48.86	52.06	54.70	53.60	49.26	44.09	40.46	38.49	37.60	39.26	46.84	58.20	54.87	52.65	48.44	42.84	39.03	45 / 48
DA Forecast	73.4	71.5	70.9	70.9	71.9	74.1	77.4	80.5	82.9	84.2	83.8	82.1	80.0	77.6	75.3	73.9	74.6	78.1	83.4	84.5	83.8	82.4	80.2	77.1	78 / 80



Preliminary Real-Time Prices with Forecasted and Actual System Load

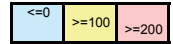
	HE1	HE2	HE3	HE4	HE5	HE6	HE7	HE8	HE9	HE10	HE11	HE12	HE13	HE14	HE15	HE16	HE17	HE18	HE19	HE20	HE21	HE22	HE23	HE24	avg all/peak
WESTERN HUB	35.80	40.25	36.65	36.27	44.85	69.35	44.21	37.03	61.98	54.34	53.17	58.30	40.13	35.18	35.35	36.08	37.31	116.10	96.19	42.78	51.96	41.30	38.52	40.93	49 / 52
BGE	37.215	42.512	37.999	40.228	46.723	73.276	46.173	38.625	65.567	57.097	55.606	61.068	41.541	36.327	36.581	37.391	38.792	124.34	100.73	44.592	54.708	43.074	40.04	42.733	52 / 55
COMED	25.628	16.624	26.871	-18.91	28.831	27.148	28.668	27.283	29.79	30.551	32.264	32.083	29.99	28.695	27.653	27.823	27.396	29.574	61.825	32.037	31.875	30.696	29.925	27.852	28 / 32
DOM	35.402	39.035	36.298	33.054	44.25	67.245	43.627	36.746	60.446	53.034	51.911	56.72	39.524	34.764	34.803	35.523	36.689	111.17	94.097	42.236	51.165	40.971	38.303	40.399	48 / 51
NEW JERSEY HUB	37.64	42.00	38.74	36.36	47.14	72.27	46.67	39.22	65.53	57.79	56.66	62.00	42.93	37.47	37.48	38.27	39.70	121.71	102.73	46.00	55.47	44.27	41.10	43.58	52 / 56
Percent Forecast	-1.13	-1.43	-1.41	-1.70	-2.10	-2.73	-3.17	-3.68	-3.39	-3.44	-2.87	-2.53	-2.10	-1.30	0.09	1.49	1.85	1.01	-0.61	-1.80	-2.45	-2.89	-3.66	-3.78	
RTLoad	72.538	70.511	69.943	69.735	70.387	72.147	75.057	77.675	80.212	81.403	81.415	80.119	78.367	76.616	75.407	75.04	75.993	78.926	82.849	83.012	81.81	80.136	77.404	74.286	



PJM Daily Report

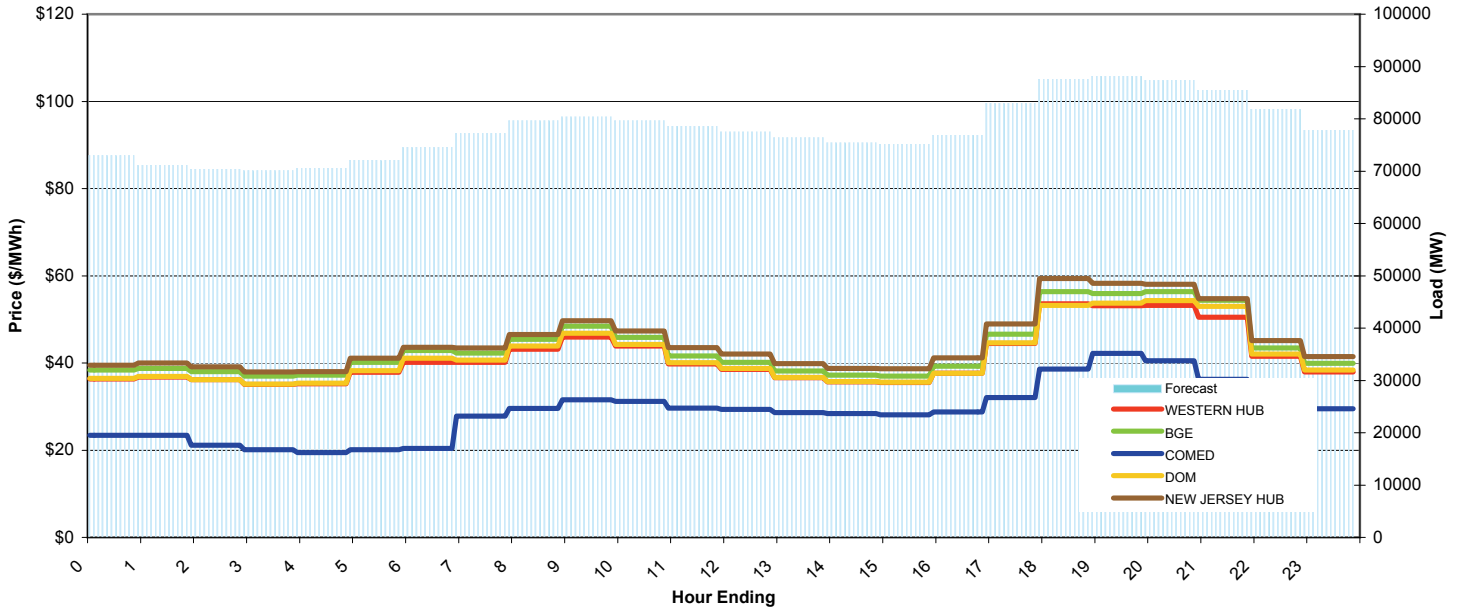
Report for: 2/15/2009

Price Color Codes:



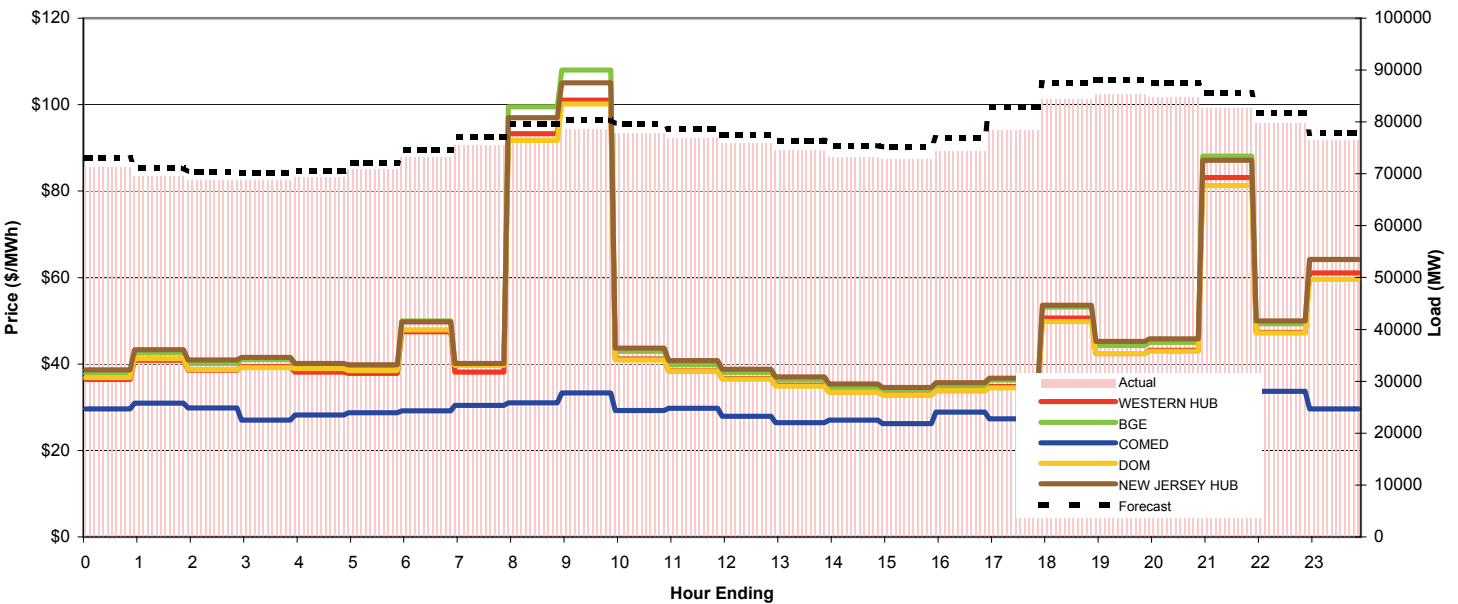
Day-Ahead Prices and Forecast Load

	HE1	HE2	HE3	HE4	HE5	HE6	HE7	HE8	HE9	HE10	HE11	HE12	HE13	HE14	HE15	HE16	HE17	HE18	HE19	HE20	HE21	HE22	HE23	HE24	avg all/peak
WESTERN HUB	36.34	36.79	36.17	35.09	35.26	37.90	40.15	40.11	43.18	45.91	43.90	39.81	38.56	36.64	35.66	35.53	37.68	44.49	53.61	53.10	53.18	50.52	41.54	37.98	41 / 43
BGE	38.356	38.738	38	36.995	37.212	40.167	42.856	42.248	45.44	48.446	45.837	41.65	40.172	38.152	37.179	37.016	39.241	46.642	56.34	55.899	56.394	54.401	43.485	39.936	43 / 46
COMED	23.43	23.433	21.127	20.08	19.436	20.09	20.425	27.785	29.601	31.596	31.175	29.631	29.336	28.588	28.422	28.081	28.774	32.038	38.604	42.169	40.537	36.261	32.824	29.508	29 / 32
DOM	36.464	36.908	36.218	35.192	35.412	38.243	41.122	40.687	43.912	46.846	44.228	40.08	38.757	36.729	35.747	35.591	37.645	44.625	53.22	53.739	54.28	52.998	42.031	38.395	42 / 44
NEW JERSEY HUB	39.45	39.97	39.12	37.94	38.05	41.13	43.63	43.45	46.54	49.67	47.37	43.52	42.06	39.83	38.75	38.65	41.19	48.94	59.34	58.27	58.09	54.74	45.13	41.45	45 / 47
DA Forecast	73.0	71.1	70.3	70.1	70.6	72.0	74.6	77.2	79.6	80.4	79.6	78.6	77.5	76.4	75.4	75.2	76.9	83.0	87.5	88.1	87.4	85.5	81.8	77.8	78 / 81



Preliminary Real-Time Prices with Forecasted and Actual System Load

	HE1	HE2	HE3	HE4	HE5	HE6	HE7	HE8	HE9	HE10	HE11	HE12	HE13	HE14	HE15	HE16	HE17	HE18	HE19	HE20	HE21	HE22	HE23	HE24	avg all/peak
WESTERN HUB	36.41	40.86	38.60	39.36	38.15	37.86	47.47	38.12	93.26	101.08	41.13	38.41	36.64	35.06	33.52	32.89	33.86	34.77	50.62	42.44	43.15	63.14	47.33	61.06	47 / 49
BGE	37.779	42.538	40.094	41.026	39.783	39.486	49.97	39.865	99.513	108	42.916	39.863	38.029	36.324	34.709	34.079	35.03	36.245	53.165	44.277	45.028	88.076	49.289	64.201	49 / 52
COMED	29.616	30.942	29.833	26.991	28.194	28.722	29.171	30.443	30.992	33.34	29.226	29.789	27.891	26.423	27.02	26.243	28.892	27.349	34.784	35.47	32.927	36.183	33.669	29.632	30 / 31
DOM	36.84	41.247	38.727	39.191	38.963	38.512	47.927	39.694	91.728	100.15	40.909	38.341	36.531	34.858	33.431	32.796	33.861	34.509	49.818	42.384	42.963	81.268	47.13	59.589	47 / 49
NEW JERSEY HUB	38.62	43.30	40.91	41.52	40.10	39.82	49.78	40.09	96.99	105.03	43.68	40.81	38.82	37.02	35.37	34.60	35.71	36.74	53.59	45.23	45.83	87.12	50.00	64.15	49 / 52
Percent Forecast	-2.55	-2.33	-2.36	-1.96	-1.82	-1.83	-1.79	-2.31	-2.75	-2.37	-2.25	-2.26	-2.10	-2.50	-2.96	-3.17	-3.42	-5.83	-3.73	-3.16	-3.29	-3.42	-2.59	-1.70	
RTLLoad	71.168	69.507	68.724	68.755	69.337	70.743	73.244	75.452	77.492	78.503	77.878	76.846	75.885	74.537	73.253	72.859	74.32	78.392	84.366	85.409	84.62	82.661	79.764	76.52	



PJM Daily Report

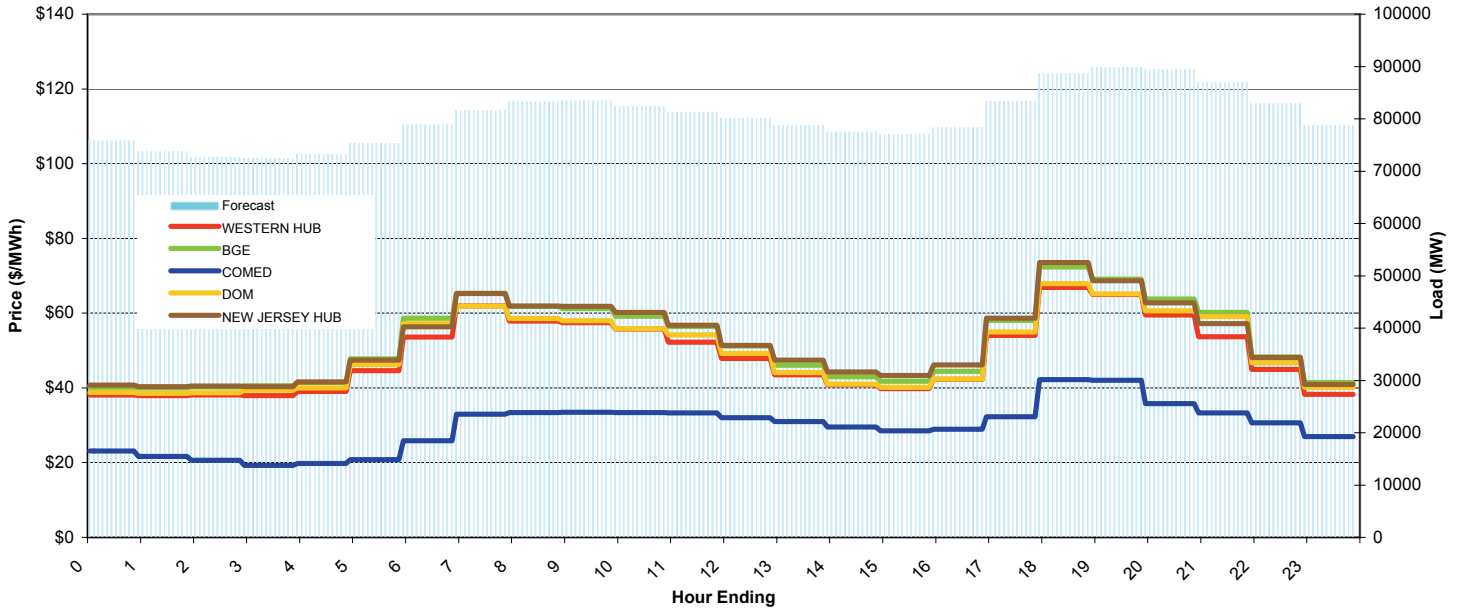
Report for: 2/16/2009

Price Color Codes:

<=0	>=100	>=200
-----	-------	-------

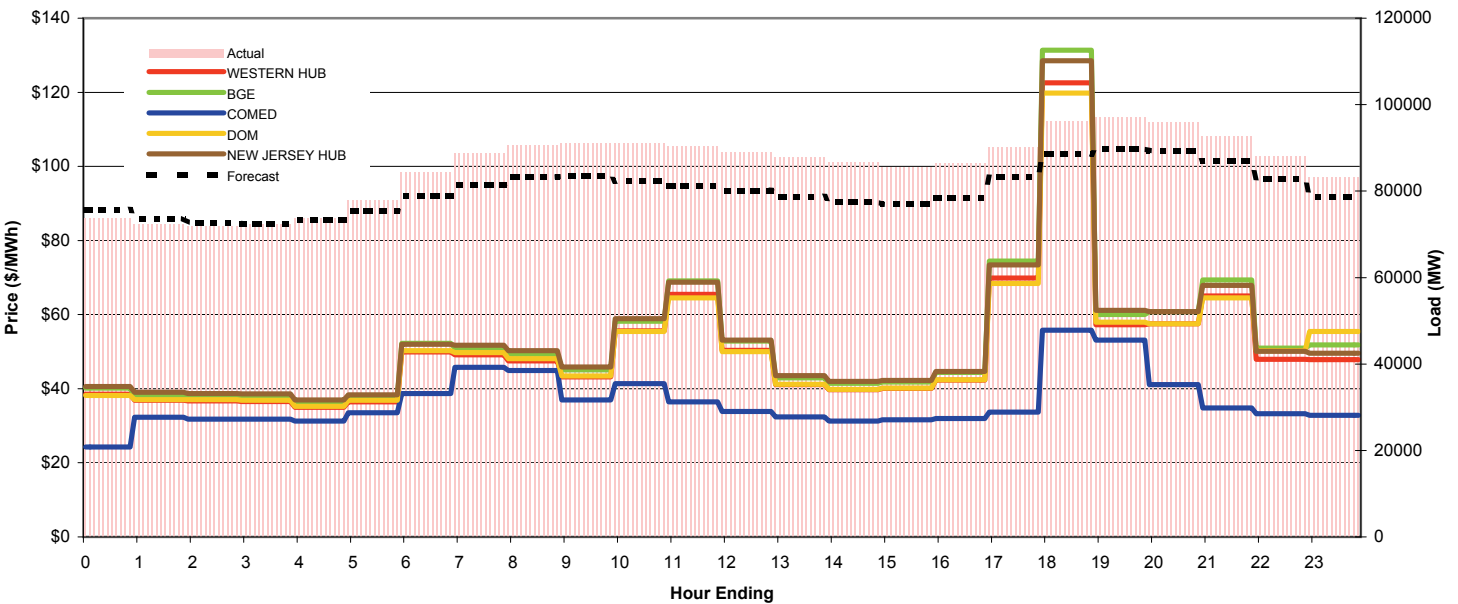
Day-Ahead Prices and Forecast Load

	HE1	HE2	HE3	HE4	HE5	HE6	HE7	HE8	HE9	HE10	HE11	HE12	HE13	HE14	HE15	HE16	HE17	HE18	HE19	HE20	HE21	HE22	HE23	HE24	avg all/peak
WESTERN HUB	38.13	37.89	38.08	37.97	39.02	44.58	53.64	61.93	57.91	57.43	55.71	52.26	47.90	43.53	40.84	39.81	42.31	54.03	66.91	64.99	59.49	53.69	44.98	38.25	49 / 53
BGE	40.2	40	40.221	40.57	41.417	47.814	58.656	65.318	61.844	61.202	59.178	56.39	51.215	46.065	42.947	41.752	44.402	58.07	72.395	69.095	63.783	60.236	48.317	41.426	52 / 56
COMED	23.105	21.662	20.655	19.28	19.75	20.828	25.855	32.985	33.392	33.468	33.419	33.294	32.062	30.97	29.55	28.511	28.97	32.253	42.206	42.044	35.812	33.276	30.647	27.003	30 / 33
DOM	38.807	38.56	38.745	39.359	39.951	46.229	57.167	61.78	58.585	57.986	55.803	54.242	49.274	44.112	41.045	40.155	42.406	55.014	67.871	65.149	60.624	59.061	46.775	40.192	50 / 54
NEW JERSEY HUB	40.74	40.31	40.46	40.32	41.59	47.42	56.39	65.25	61.93	61.80	60.15	56.74	51.38	47.44	44.29	43.31	46.14	58.62	73.60	68.64	62.75	57.21	48.12	40.90	52 / 57
DA Forecast	75.8	73.7	72.7	72.4	73.3	75.3	78.8	81.5	83.3	83.4	82.3	81.2	80.1	78.7	77.5	76.9	78.3	83.4	88.6	89.8	89.4	87.0	82.9	78.7	80 / 83



Preliminary Real-Time Prices with Forecasted and Actual System Load

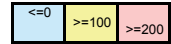
	HE1	HE2	HE3	HE4	HE5	HE6	HE7	HE8	HE9	HE10	HE11	HE12	HE13	HE14	HE15	HE16	HE17	HE18	HE19	HE20	HE21	HE22	HE23	HE24	avg all/peak
WESTERN HUB	38.52	36.86	36.69	36.56	34.99	36.47	49.92	49.13	47.54	43.19	55.65	65.47	50.35	41.15	39.76	40.04	42.36	69.90	122.54	57.29	57.52	65.06	47.97	47.87	51 / 56
BGE	40.164	37.919	37.872	37.731	36.185	37.657	52.215	50.915	49.304	45.065	58.2	69.132	52.815	42.91	41.458	41.802	44.363	74.468	131.33	60.021	60.826	69.324	50.955	51.843	53 / 59
COMED	24.265	32.302	31.804	31.806	31.301	33.528	38.666	45.76	44.885	36.999	41.33	36.413	33.819	32.35	31.286	31.626	31.943	33.704	55.791	53.135	41.123	34.772	33.214	32.828	36 / 39
DOM	38.194	37.008	37.058	36.874	35.233	36.852	50.233	49.752	48.087	43.472	55.429	64.506	50.049	41.234	39.795	40.136	42.419	68.383	119.82	57.928	57.487	64.484	50.276	55.468	51 / 56
NEW JERSEY HUB	40.57	39.04	38.72	38.58	36.95	38.38	52.01	51.70	50.28	45.90	58.92	68.73	53.16	43.56	41.99	42.20	44.65	73.42	128.55	61.16	60.76	67.91	50.10	49.57	53 / 59
Percent Forecast	-2.89	-1.81	-1.37	-0.38	0.60	3.22	6.52	8.02	7.94	8.36	9.51	10.04	10.00	10.47	10.60	10.11	9.30	7.57	7.70	7.51	6.71	6.16	5.94	5.33	
RTLoad	73.638	72.364	71.698	72.167	73.721	77.854	84.306	88.631	90.449	91.031	90.984	90.3	88.957	87.907	86.672	85.589	86.322	90.183	96.023	97.047	95.811	92.677	88.125	83.119	



PJM Daily Report

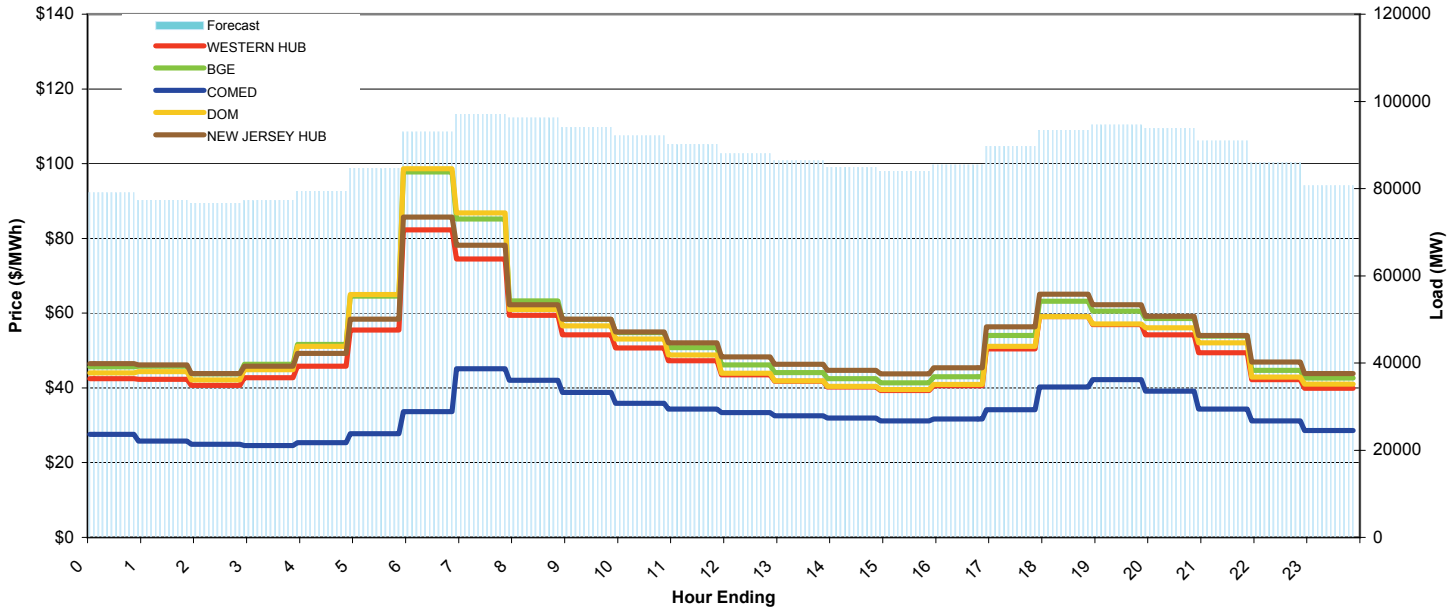
Report for: 2/17/2009

Price Color Codes:



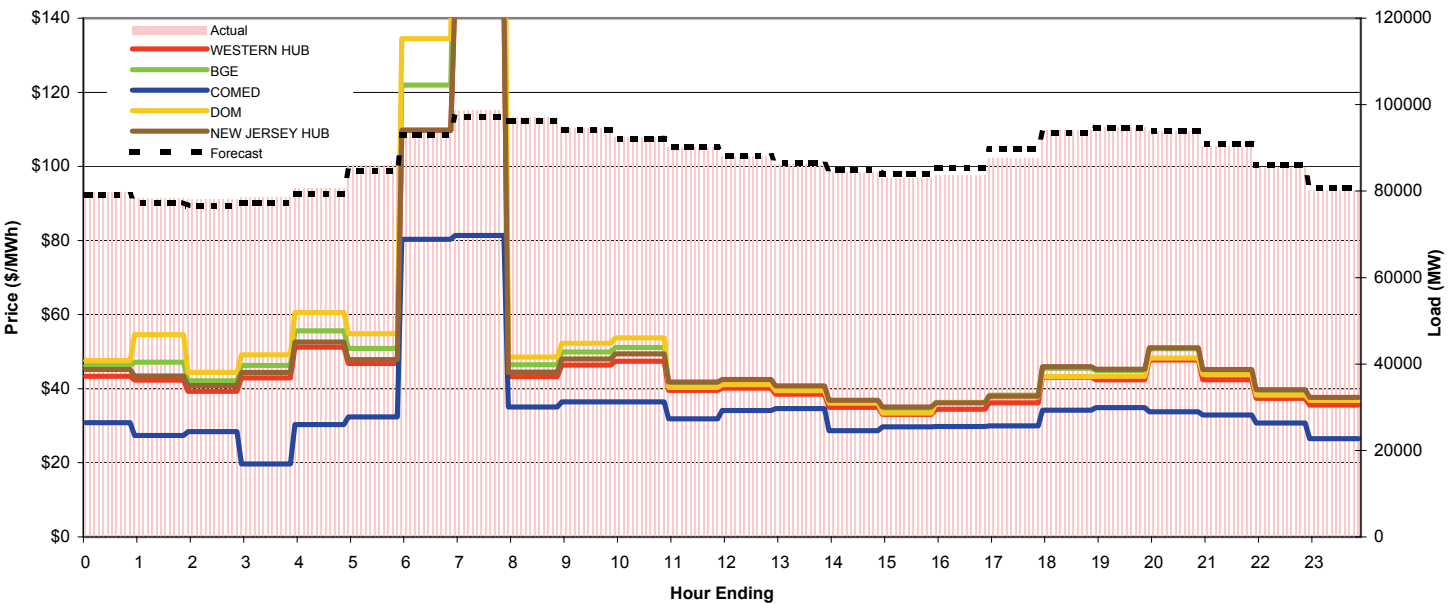
Day-Ahead Prices and Forecast Load

	HE1	HE2	HE3	HE4	HE5	HE6	HE7	HE8	HE9	HE10	HE11	HE12	HE13	HE14	HE15	HE16	HE17	HE18	HE19	HE20	HE21	HE22	HE23	HE24	avg all/peak
WESTERN HUB	42.45	42.32	40.67	42.73	45.83	55.48	82.30	74.49	59.40	54.24	50.72	47.25	43.51	41.82	40.21	39.30	40.55	50.46	59.06	56.97	54.20	49.43	42.21	39.86	50 / 50
BGE	45.667	45.849	43.717	46.355	51.67	64.599	97.782	85.16	63.28	58.331	54.824	50.781	46.194	44.068	42.441	41.397	42.991	54.039	63.18	60.534	58.557	53.881	44.723	42.67	54 / 54
COMED	27.577	25.812	24.953	24.543	25.346	27.713	33.658	45.119	42.018	38.781	35.87	34.301	33.359	32.577	31.955	31.172	31.643	34.204	40.232	42.208	39.171	34.339	31.21	28.618	33 / 36
DOM	44.01	44.339	42.156	44.872	51.12	65.026	98.678	86.793	60.983	56.622	53.075	48.789	43.933	41.872	40.402	39.565	40.893	51.092	59.052	57.152	56.067	52.024	42.927	41.051	53 / 52
NEW JERSEY HUB	46.51	46.11	43.86	45.80	49.26	58.44	85.70	78.16	62.25	58.36	54.94	52.06	48.27	46.35	44.69	43.76	45.35	56.38	65.07	62.24	59.19	54.02	46.92	43.82	54 / 55
DA Forecast	79.1	77.4	76.6	77.3	79.4	84.6	93.0	97.1	96.2	94.1	92.1	90.1	88.0	86.4	84.9	84.1	85.4	89.8	93.4	94.6	93.8	91.0	86.0	80.7	87 / 90



Preliminary Real-Time Prices with Forecasted and Actual System Load

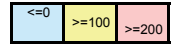
	HE1	HE2	HE3	HE4	HE5	HE6	HE7	HE8	HE9	HE10	HE11	HE12	HE13	HE14	HE15	HE16	HE17	HE18	HE19	HE20	HE21	HE22	HE23	HE24	avg all/peak
WESTERN HUB	43.32	42.30	39.33	42.95	51.24	46.82	109.74	147.47	43.24	46.37	47.44	39.57	40.16	38.49	35.00	33.12	34.48	36.15	43.08	42.44	47.80	42.44	37.40	35.57	49 / 47
BGE	46.212	47.164	42.134	46.292	55.655	50.86	121.97	173.84	46.503	49.877	51.115	41.443	41.946	40.105	36.738	34.523	36.31	38.24	45.521	44.898	50.794	45.035	39.266	37.532	53 / 51
COMED	30.869	27.395	28.433	19.658	30.273	32.367	80.327	81.349	35.05	36.456	36.458	31.843	34.126	34.608	28.685	29.706	29.762	29.973	34.236	34.923	33.778	32.876	30.77	26.507	35 / 36
DOM	47.618	54.554	44.43	49.102	60.527	54.813	134.5	216.11	48.543	52.247	53.718	40.296	41.076	39.448	36.091	33.398	36.24	37.728	43.256	43.355	48.29	43.912	38.3	36.852	56 / 53
NEW JERSEY HUB	45.16	43.42	40.82	44.43	52.55	47.88	109.74	145.02	44.47	48.02	49.42	41.82	42.47	40.79	36.91	35.03	36.22	38.00	45.95	45.25	51.02	45.21	39.77	37.66	50 / 49
Percent Forecast	0.96	1.33	1.80	1.69	1.65	1.44	1.72	1.57	0.84	0.43	0.31	0.10	-0.08	-0.23	-0.69	-1.49	-2.17	-2.44	0.58	0.24	-0.13	-0.69	-0.54	-0.68	
RTLoad	79.831	78.433	78.048	78.644	80.725	85.852	94.626	98.622	97.063	94.472	92.361	90.198	87.915	86.167	84.296	82.818	83.618	87.62	93.908	94.864	93.694	90.344	85.494	80.114	



PJM Daily Report

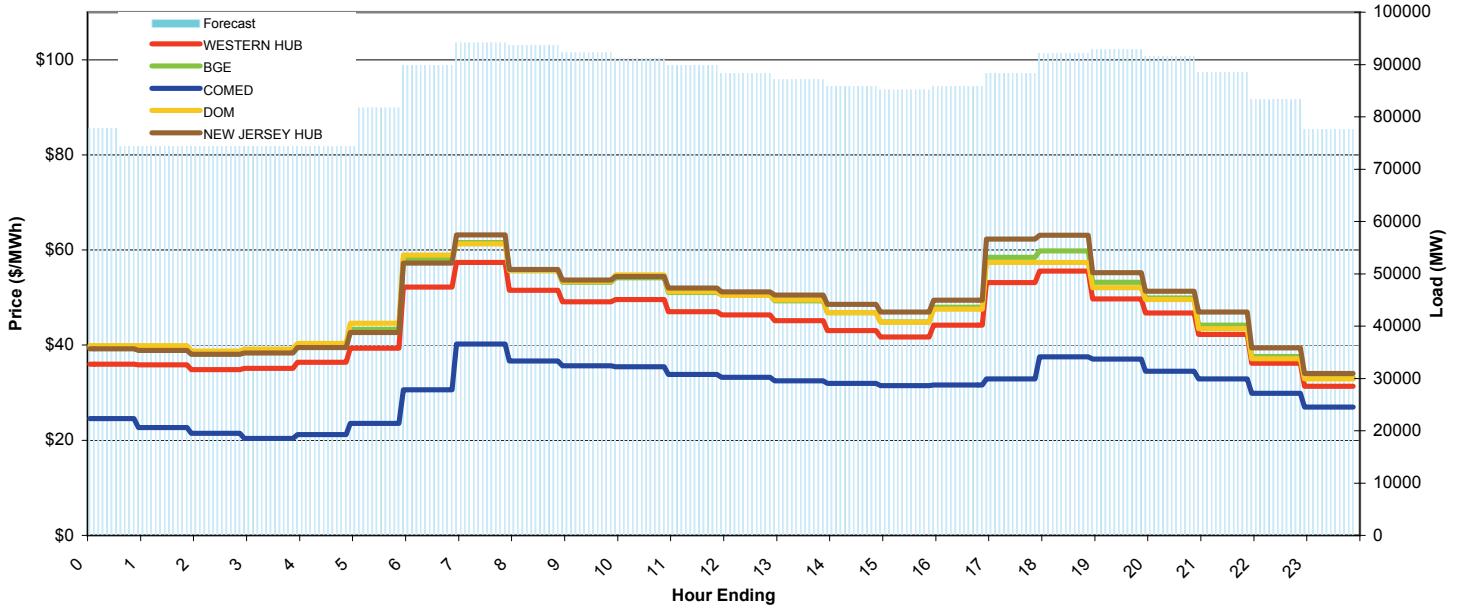
Report for: 2/18/2009

Price Color Codes:



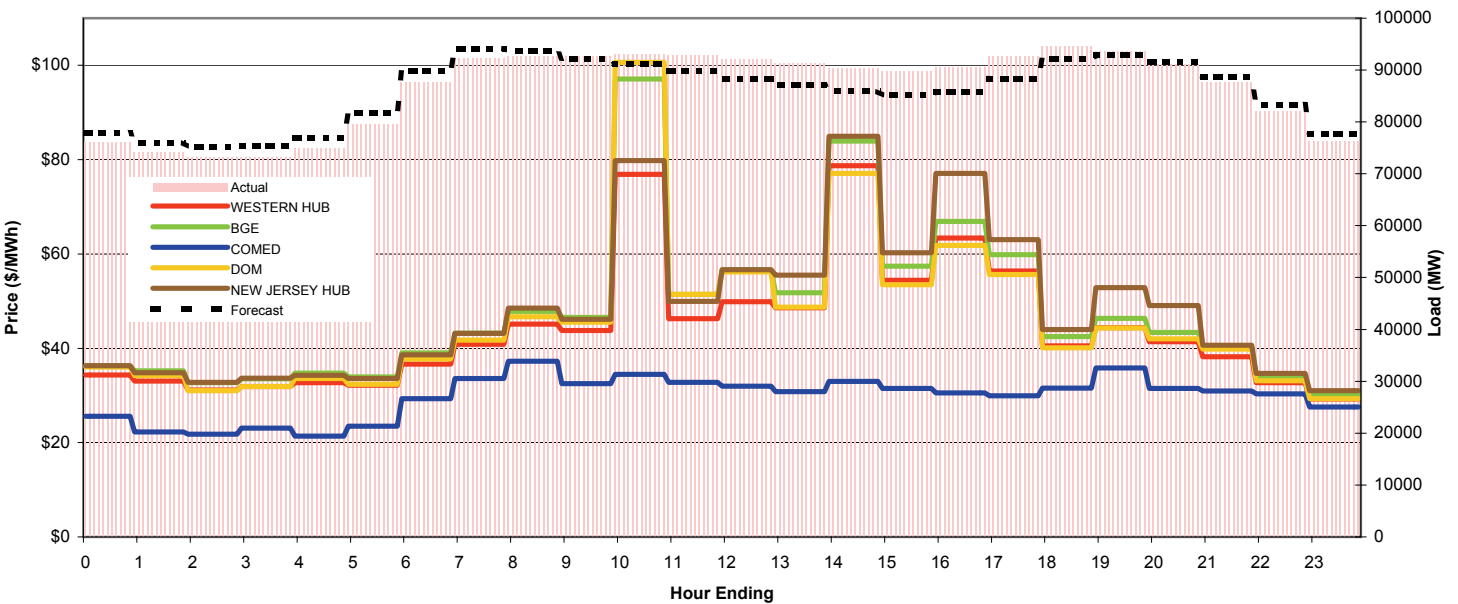
Day-Ahead Prices and Forecast Load

	HE1	HE2	HE3	HE4	HE5	HE6	HE7	HE8	HE9	HE10	HE11	HE12	HE13	HE14	HE15	HE16	HE17	HE18	HE19	HE20	HE21	HE22	HE23	HE24	avg all/peak
WESTERN HUB	35.97	35.84	34.86	35.15	36.37	39.33	52.22	57.36	51.56	49.12	49.58	47.03	46.34	45.15	43.09	41.73	44.20	53.17	55.59	49.74	46.78	42.24	36.18	31.35	44 / 47
BGE	39.399	39.391	38.167	38.668	39.745	43.327	58.217	61.579	55.614	53.225	54.172	51.094	50.629	49.32	46.855	44.865	47.964	58.437	59.812	53.221	49.94	44.185	37.603	33.201	48 / 51
COMED	24.576	22.646	21.441	20.384	21.194	23.541	30.58	40.248	36.675	35.641	35.465	33.858	33.227	32.513	31.983	31.467	31.64	32.917	37.523	37.07	34.5	32.905	29.895	26.972	31 / 34
DOM	39.924	39.87	38.723	39.128	40.357	44.576	58.945	61.31	55.737	53.448	54.755	51.257	50.458	49.539	46.841	44.774	47.597	57.355	57.422	52.1	49.589	43.483	37.106	32.915	48 / 51
NEW JERSEY HUB	39.25	38.90	38.10	38.32	39.53	42.66	57.24	63.15	55.93	53.67	54.41	52.00	51.17	50.50	48.57	46.94	49.46	62.30	63.10	55.26	51.36	46.95	39.39	34.05	49 / 53
DA Forecast	77.9	76.0	75.2	75.4	76.8	81.7	89.9	94.1	93.7	92.2	91.1	89.9	88.3	87.1	85.9	85.1	85.8	88.4	92.2	92.8	91.5	88.6	83.3	77.6	86 / 89



Preliminary Real-Time Prices with Forecasted and Actual System Load

	HE1	HE2	HE3	HE4	HE5	HE6	HE7	HE8	HE9	HE10	HE11	HE12	HE13	HE14	HE15	HE16	HE17	HE18	HE19	HE20	HE21	HE22	HE23	HE24	avg all/peak
WESTERN HUB	34.32	33.08	31.12	31.93	32.68	32.15	36.63	40.83	45.15	43.74	76.90	46.29	49.89	48.58	78.71	54.43	63.37	56.38	40.49	44.39	41.41	38.20	32.68	29.22	44 / 50
BGE	36.328	35.233	32.717	33.555	34.714	33.932	38.985	43.25	47.827	46.54	97.073	51.447	56.674	51.798	83.943	57.417	66.943	59.83	42.477	46.329	43.357	40.214	33.88	30.191	48 / 54
COMED	25.581	22.238	21.811	23.082	21.376	23.478	29.333	33.559	37.248	32.527	34.463	32.756	31.955	30.78	32.998	31.514	30.511	29.929	31.524	35.811	31.46	30.954	30.342	27.526	30 / 32
DOM	36.055	34.218	31.006	31.889	33.59	32.371	37.724	41.724	46.656	45.555	100.65	51.448	56.207	48.728	77.114	53.489	61.812	55.657	40.122	44.297	42.037	39.862	33.092	29.34	46 / 52
NEW JERSEY HUB	36.27	34.79	32.79	33.64	34.26	33.61	38.61	43.14	48.52	46.15	79.81	49.92	56.69	55.48	84.94	60.25	77.08	63.04	43.97	52.89	49.09	40.65	34.71	31.01	48 / 55
Percent Forecast	-2.38	-2.56	-2.72	-2.96	-2.72	-2.76	-2.70	-2.09	-1.07	0.44	2.10	3.22	4.04	4.59	4.90	5.18	5.21	4.57	2.58	0.84	-0.32	-1.15	-1.60	-1.84	
RTLload	76.075	74.101	73.234	73.209	74.81	79.487	87.526	92.192	92.699	92.646	93.073	92.847	92.011	91.255	90.325	89.766	90.55	92.597	94.629	93.621	91.202	87.558	82.006	76.199	



PJM Daily Report

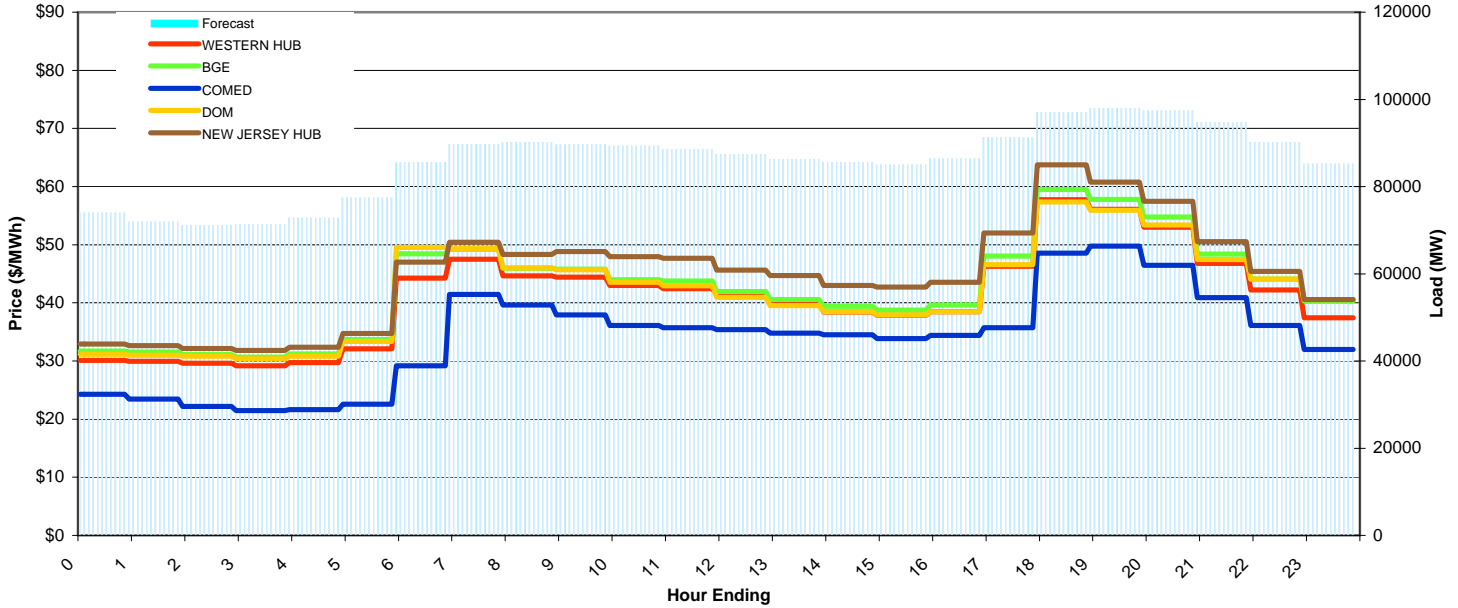
Report for: 2/19/2009

Price Color Codes:

≤0	≥100	≥200
----	------	------

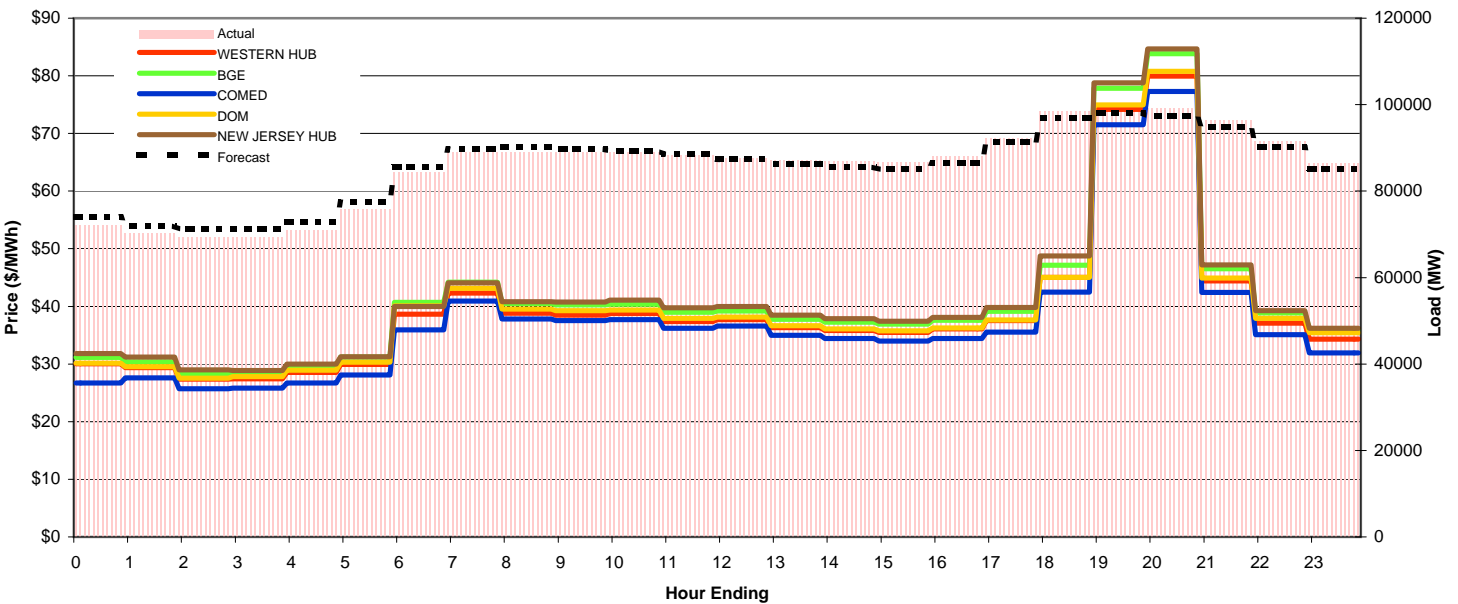
Day-Ahead Prices and Forecast Load

	HE1	HE2	HE3	HE4	HE5	HE6	HE7	HE8	HE9	HE10	HE11	HE12	HE13	HE14	HE15	HE16	HE17	HE18	HE19	HE20	HE21	HE22	HE23	HE24	avg all/peak
WESTERN HUB	30.14	29.96	29.60	29.18	29.75	32.07	44.26	47.49	44.62	44.40	42.98	42.46	41.43	40.40	38.44	37.85	38.45	46.30	57.75	56.11	53.03	46.78	42.22	37.43	41 / 45
BGE	31.731	31.527	31.114	30.669	31.207	33.709	48.434	49.227	45.958	45.813	43.993	43.742	41.919	40.569	39.419	38.77	39.629	48.053	59.498	57.796	54.788	48.399	44.091	40.319	43 / 46
COMED	24.248	23.471	22.21	21.463	21.632	22.582	29.162	41.446	39.639	37.939	36.119	35.731	35.419	34.798	34.537	33.877	34.423	35.725	48.565	49.743	46.467	40.925	36.096	32.008	34 / 39
DOM	31.182	30.988	30.816	30.388	30.85	33.341	49.535	49.338	46.034	45.687	43.548	42.912	40.947	39.541	38.474	37.916	38.492	46.557	57.342	55.934	53.37	47.452	44.065	40.551	42 / 45
NEW JERSEY HUB	32.90	32.63	32.17	31.81	32.35	34.71	47.00	50.44	48.35	48.80	47.93	47.69	45.62	44.72	43.00	42.74	43.53	52.01	63.74	60.78	57.47	50.53	45.41	40.55	45 / 50
DA Forecast	74.0	71.9	71.2	71.3	72.8	77.5	85.6	89.7	90.2	89.6	89.3	88.5	87.4	86.3	85.5	85.0	86.4	91.2	97.0	98.0	97.4	94.8	90.1	85.2	86 / 90



Preliminary Real-Time Prices with Forecasted and Actual System Load

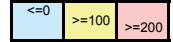
	HE1	HE2	HE3	HE4	HE5	HE6	HE7	HE8	HE9	HE10	HE11	HE12	HE13	HE14	HE15	HE16	HE17	HE18	HE19	HE20	HE21	HE22	HE23	HE24	avg all/peak
WESTERN HUB	30.02	29.39	27.36	27.43	28.55	29.95	38.63	42.29	38.80	38.50	38.74	37.38	37.69	36.32	35.81	35.45	36.06	37.51	45.02	74.20	79.96	44.41	37.10	34.29	39 / 43
BGE	31.159	30.39	28.336	28.475	29.654	31.19	40.678	44.172	40.482	40.23	40.371	38.998	39.184	37.743	37.246	36.932	37.57	39.161	47.118	77.86	83.812	46.518	38.888	36.044	41 / 45
COMED	26.729	27.599	25.681	25.818	26.718	28.1	35.923	40.905	37.786	37.554	37.716	36.183	36.57	34.998	34.425	34	34.446	35.527	42.455	71.508	77.3	42.411	35.064	31.936	37 / 42
DOM	30.143	29.523	27.565	27.804	28.912	30.337	40.06	43.113	39.542	39.24	39.358	37.897	38.13	36.631	36.101	35.756	36.27	37.618	45.036	74.927	80.768	44.933	37.943	35.4	40 / 44
NEW JERSEY HUB	31.82	31.19	28.97	28.88	29.99	31.25	39.98	44.10	40.82	40.74	41.08	39.73	39.97	38.46	37.85	37.41	38.07	39.81	48.76	78.76	84.69	47.19	39.26	36.22	41 / 46
Percent Forecast	-2.64	-2.53	-2.88	-3.02	-2.66	-2.40	-1.60	-1.02	-1.36	-0.73	-0.44	-0.18	0.32	0.83	1.49	1.77	1.93	0.98	1.47	1.80	1.80	1.77	1.55	1.47	
RTLoad	72.116	70.137	69.224	69.197	70.891	75.645	84.241	88.824	88.964	88.995	88.904	88.348	87.674	87.001	86.8	86.559	88.072	92.152	98.442	99.796	99.154	96.464	91.545	86.483	



PJM Daily Report

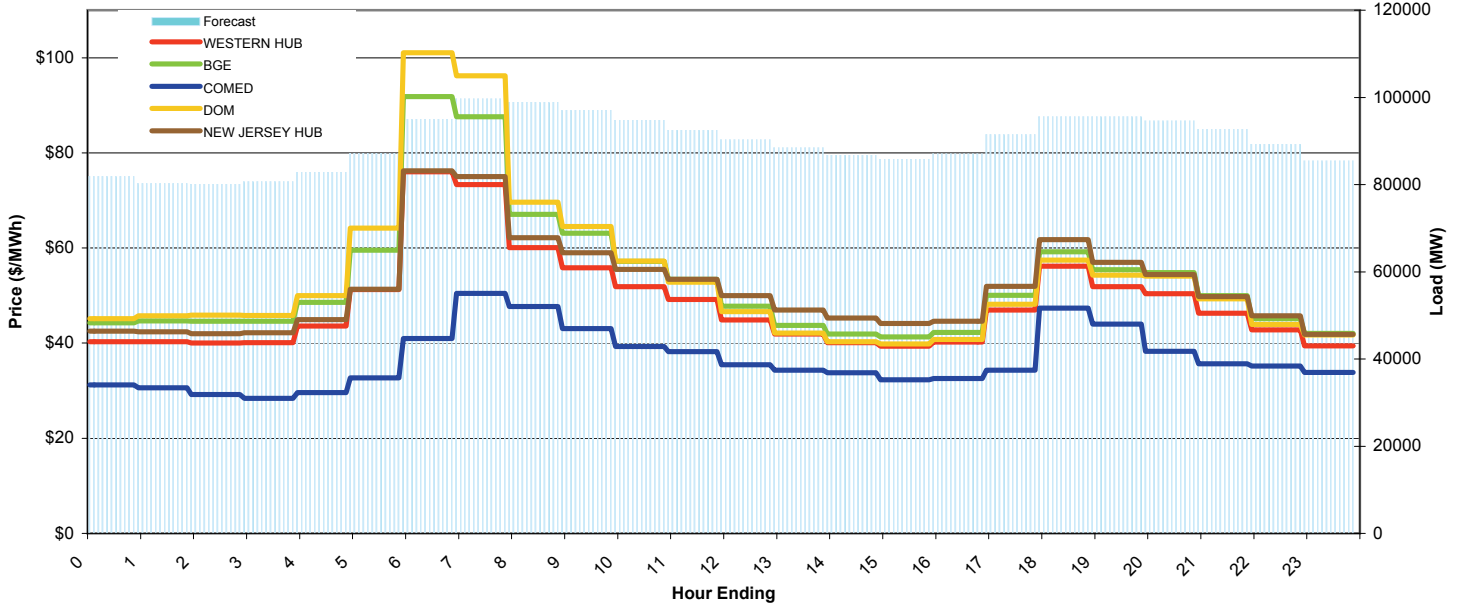
Report for: 2/20/2009

Price Color Codes:



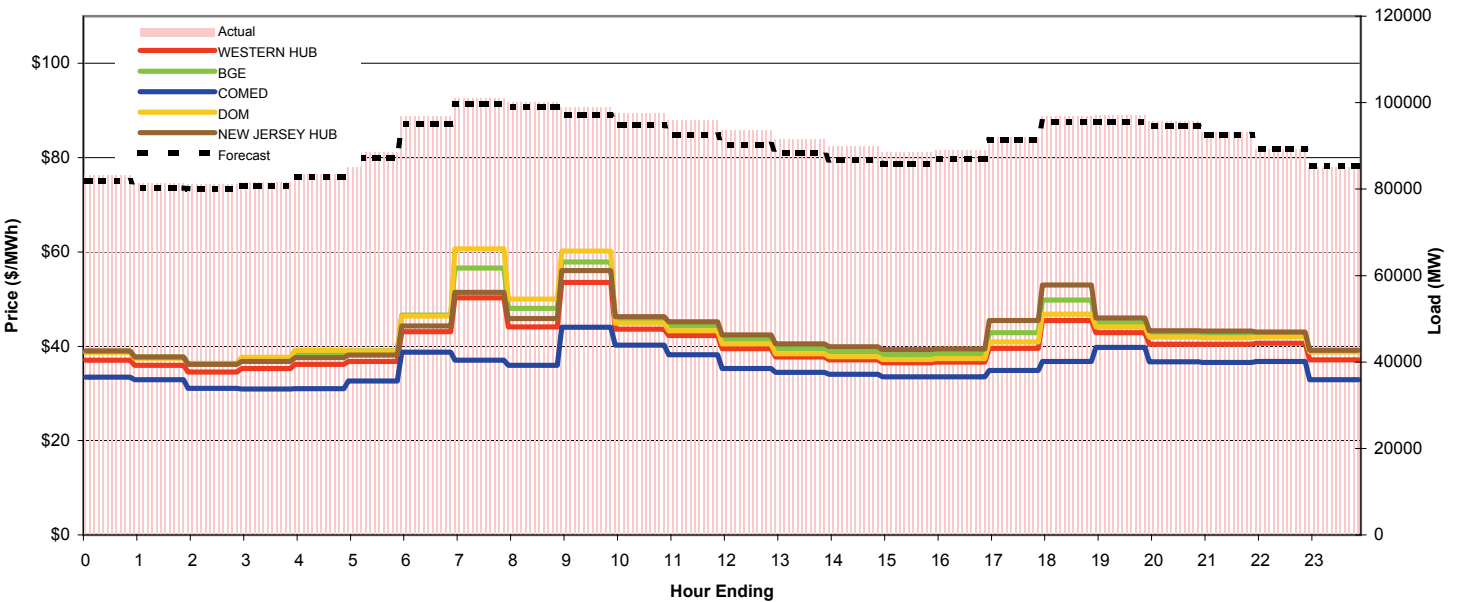
Day-Ahead Prices and Forecast Load

	HE1	HE2	HE3	HE4	HE5	HE6	HE7	HE8	HE9	HE10	HE11	HE12	HE13	HE14	HE15	HE16	HE17	HE18	HE19	HE20	HE21	HE22	HE23	HE24	avg all/peak
WESTERN HUB	40.31	40.31	40.00	40.10	43.58	51.26	76.02	73.34	60.10	55.82	51.86	49.19	44.90	41.95	40.08	39.34	40.21	46.97	56.15	51.87	50.37	46.28	42.76	39.42	48 / 49
BGE	44.293	44.663	44.593	44.631	48.604	59.541	91.835	87.603	67.104	63.11	57.155	53.404	47.746	43.738	41.935	41.28	42.277	50.051	59.188	55.418	54.828	50	45.125	42.068	53 / 54
COMED	31.205	30.581	29.211	28.359	29.628	32.719	40.969	50.471	47.677	43.051	39.306	38.222	35.438	34.312	33.751	32.298	32.569	34.295	47.336	43.973	38.272	35.674	35.191	33.841	37 / 39
DOM	45.154	45.774	45.917	45.789	49.998	64.167	101.04	96.209	69.614	64.533	57.279	52.839	46.593	42.113	40.322	39.805	40.803	48.175	57.465	54.317	54.067	49.296	43.919	41.707	54 / 54
NEW JERSEY HUB	42.52	42.41	42.01	42.17	44.94	51.31	76.24	74.99	62.17	59.00	55.49	53.41	49.98	46.94	45.27	44.10	44.64	51.94	61.73	56.98	54.40	49.75	45.73	41.87	52 / 54
DA Forecast	81.9	80.3	80.1	80.7	82.8	87.2	95.0	99.7	98.9	97.1	94.8	92.5	90.2	88.5	86.8	85.9	87.1	91.4	95.5	95.5	94.6	92.6	89.2	85.4	90 / 93



Preliminary Real-Time Prices with Forecasted and Actual System Load

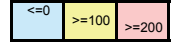
	HE1	HE2	HE3	HE4	HE5	HE6	HE7	HE8	HE9	HE10	HE11	HE12	HE13	HE14	HE15	HE16	HE17	HE18	HE19	HE20	HE21	HE22	HE23	HE24	avg all/peak
WESTERN HUB	37.07	35.98	34.55	35.32	36.15	36.75	43.10	50.31	44.11	53.55	43.63	42.27	39.51	37.71	37.11	36.52	36.66	39.58	45.50	42.87	40.43	40.44	40.63	37.12	40 / 42
BGE	38.968	37.712	36.344	37.415	38.531	39.045	46.598	56.562	48.078	57.911	45.897	44.384	41.524	39.486	38.82	38.22	38.419	42.898	49.829	45.027	42.553	42.435	42.427	38.863	43 / 45
COMED	33.44	32.901	31.059	30.945	31.023	32.61	38.721	37.041	35.973	44.026	40.241	38.185	35.318	34.463	34.072	33.492	33.509	34.874	36.807	39.739	36.703	36.558	36.748	32.931	35 / 37
DOM	38.65	37.456	36.223	37.659	39.182	38.929	46.401	60.677	50.027	60.222	44.939	43.312	40.514	38.419	37.778	37.162	37.365	40.918	46.803	44.094	41.925	41.83	42.038	38.811	43 / 44
NEW JERSEY HUB	39.00	37.72	36.16	36.80	37.62	38.11	44.31	51.41	45.90	56.03	46.31	45.21	42.44	40.53	39.87	39.28	39.43	45.46	52.99	46.04	43.28	43.21	43.03	39.16	43 / 45
Percent Forecast	1.53	1.36	1.14	0.97	0.89	1.44	1.91	1.20	1.21	1.83	2.86	3.51	3.55	3.40	3.50	2.98	2.15	0.46	1.23	1.47	1.07	0.62	-0.05	-0.53	
RTLoad	83.131	81.364	81.029	81.472	83.506	88.481	96.845	100.88	100.08	98.93	97.576	95.812	93.564	91.576	89.935	88.507	88.96	91.851	96.738	96.953	95.624	93.198	89.201	84.942	



PJM Daily Report

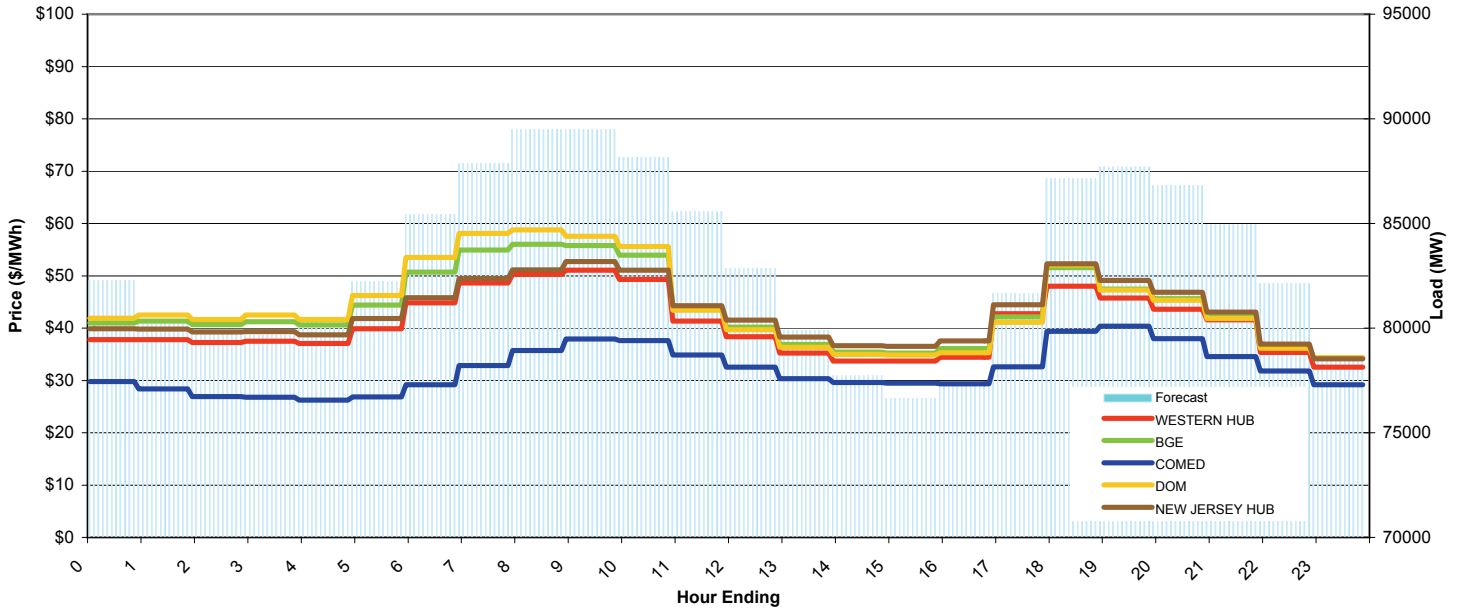
Report for: 2/21/2009

Price Color Codes:



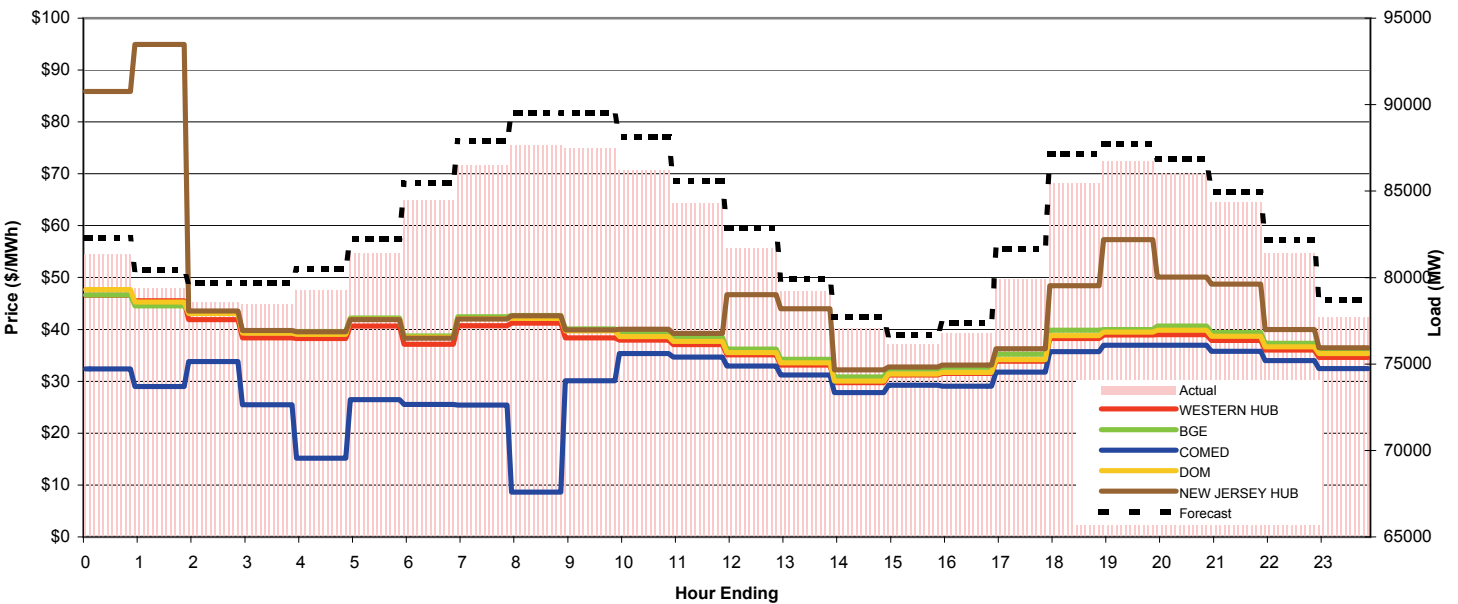
Day-Ahead Prices and Forecast Load

	HE1	HE2	HE3	HE4	HE5	HE6	HE7	HE8	HE9	HE10	HE11	HE12	HE13	HE14	HE15	HE16	HE17	HE18	HE19	HE20	HE21	HE22	HE23	HE24	avg all/peak
WESTERN HUB	37.80	37.83	37.24	37.47	37.04	39.88	44.80	48.60	50.27	51.10	49.31	41.34	38.33	35.23	33.68	33.69	34.42	42.76	48.04	45.73	43.60	41.57	35.34	32.52	41 / 42
BGE	40.952	41.32	40.648	41.2	40.613	44.415	50.702	54.912	56.039	55.768	53.924	43.57	40.198	36.907	35.415	35.238	36.083	42.168	51.542	47.459	45.632	42.168	36.378	34.258	44 / 45
COMED	29.81	28.355	26.928	26.779	26.229	26.872	29.186	32.824	35.699	37.923	37.588	34.842	32.553	30.344	29.608	29.451	29.373	32.601	39.395	40.339	37.982	34.537	31.832	29.172	32 / 34
DOM	41.884	42.517	41.636	42.524	41.656	46.22	53.506	58.124	58.777	57.533	55.576	43.424	39.688	36.315	34.956	34.892	35.298	41.121	52.038	47.273	45.351	41.86	36.162	34.378	44 / 45
NEW JERSEY HUB	39.90	39.84	39.26	39.32	38.72	41.84	45.83	49.50	51.15	52.72	51.08	44.30	41.53	38.31	36.63	36.51	37.57	44.43	52.30	49.09	46.82	43.05	36.96	34.10	43 / 44
DA Forecast	82.3	80.4	79.7	79.7	80.5	82.3	85.4	87.9	89.5	89.5	88.2	85.6	82.9	79.9	77.7	76.7	77.4	81.7	87.1	87.7	86.8	84.9	82.1	78.7	83 / 84



Preliminary Real-Time Prices with Forecasted and Actual System Load

	HE1	HE2	HE3	HE4	HE5	HE6	HE7	HE8	HE9	HE10	HE11	HE12	HE13	HE14	HE15	HE16	HE17	HE18	HE19	HE20	HE21	HE22	HE23	HE24	avg all/peak
WESTERN HUB	46.55	45.52	41.89	38.36	38.28	40.64	37.12	40.73	41.22	38.37	37.94	37.07	35.11	33.14	29.73	31.24	31.55	33.85	38.24	38.90	38.96	37.88	36.03	34.61	38 / 36
BGE	46.666	44.536	43.358	39.653	39.581	42.193	38.757	42.447	42.718	40.08	39.384	38.484	36.227	34.215	30.833	32.349	32.686	35.203	39.838	39.975	40.632	39.416	37.298	35.896	39 / 38
COMED	32.412	28.987	33.776	25.474	15.189	26.443	25.544	25.435	8.6298	30.118	35.344	34.67	32.946	31.211	27.813	29.233	29.041	31.774	35.737	36.95	36.951	35.753	34.01	32.466	30 / 31
DOM	47.677	45.258	43.077	39.267	39.054	41.965	38.521	42.062	42.107	39.706	38.597	37.688	35.517	33.581	30.059	31.397	31.733	34.176	38.807	39.454	39.85	38.679	36.67	35.366	38 / 37
NEW JERSEY HUB	85.89	94.97	43.58	39.77	39.53	41.87	38.33	42.04	42.66	39.92	40.07	39.25	46.68	43.96	32.20	32.76	33.13	36.26	48.40	57.33	50.10	48.75	39.96	36.47	46 / 42
Percent Forecast	-1.19	-1.33	-1.46	-1.52	-1.52	-1.02	-1.21	-1.63	-2.12	-2.31	-2.31	-1.50	-1.42	-0.91	-0.83	-0.66	-0.77	-2.19	-1.96	-1.18	-0.93	-0.74	-0.89	-1.28	
RTLload	81.324	79.373	78.569	78.471	79.268	81.421	84.425	86.46	87.657	87.477	86.167	84.304	81.699	79.176	77.082	76.155	76.796	79.908	85.46	86.688	86.034	84.322	81.425	77.701	



PJM Daily Report

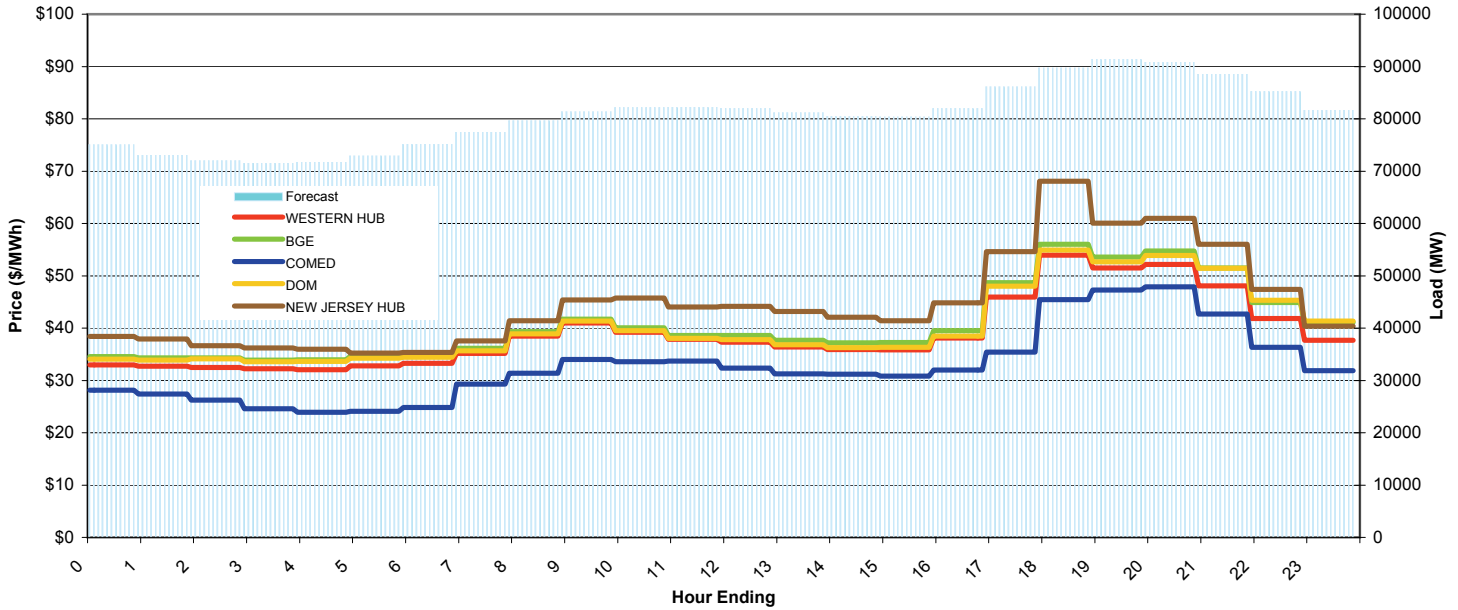
Report for: 2/22/2009

Price Color Codes:

<=0	>=100	>=200
-----	-------	-------

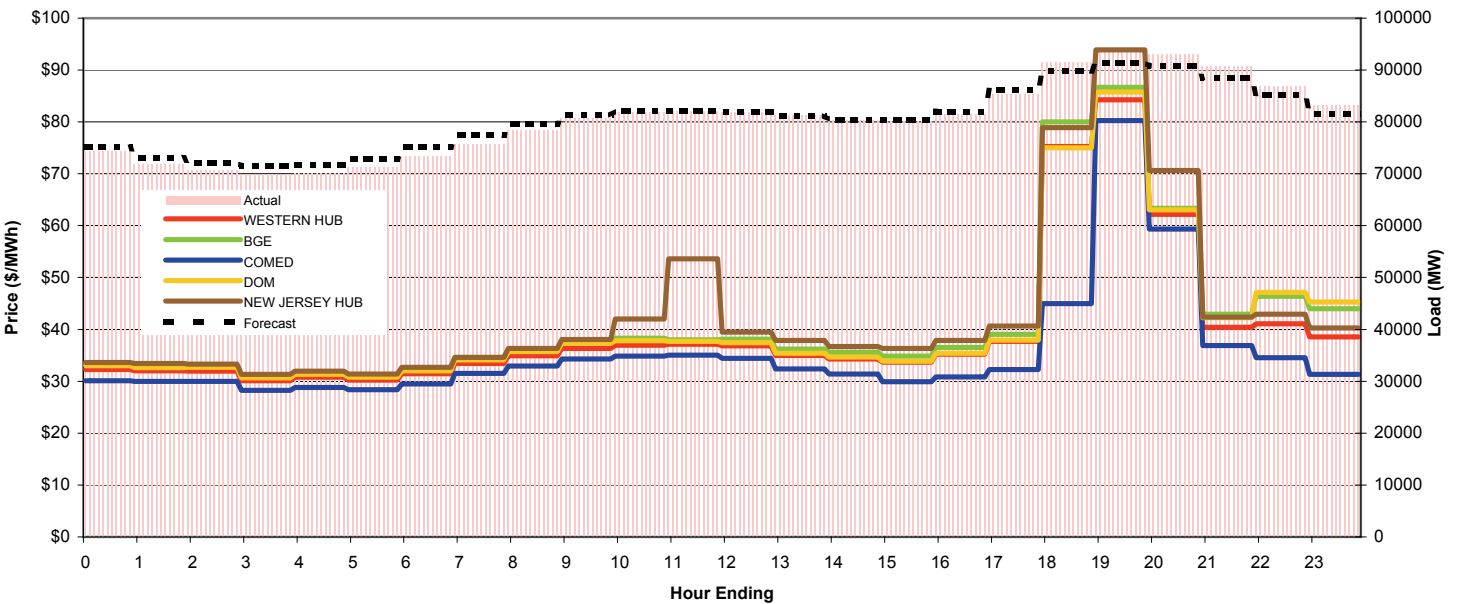
Day-Ahead Prices and Forecast Load

	HE1	HE2	HE3	HE4	HE5	HE6	HE7	HE8	HE9	HE10	HE11	HE12	HE13	HE14	HE15	HE16	HE17	HE18	HE19	HE20	HE21	HE22	HE23	HE24	avg all/peak
WESTERN HUB	32.96	32.73	32.47	32.24	32.08	32.78	33.27	35.16	38.46	40.99	39.18	37.88	37.31	36.39	35.87	35.87	38.12	45.95	53.96	51.48	52.16	48.04	41.82	37.68	39 / 42
BGE	34.541	34.296	34.317	33.902	33.93	34.618	34.874	36.135	39.337	41.734	40.044	38.598	38.594	37.685	37.174	37.254	39.521	48.71	56.048	53.607	54.73	51.524	44.916	41.114	41 / 43
COMED	28.162	27.397	26.221	24.592	23.923	24.094	24.805	29.284	31.368	34.016	33.586	33.681	32.328	31.282	31.201	30.847	31.983	35.382	45.436	47.264	47.886	42.695	36.333	31.861	33 / 36
DOM	34.041	33.864	34.112	33.608	33.637	34.279	34.408	35.661	38.911	41.351	39.532	38.03	37.809	36.794	36.248	36.303	38.455	48.005	54.916	52.681	53.856	51.429	45.351	41.344	40 / 43
NEW JERSEY HUB	38.39	37.94	36.64	36.18	35.94	35.25	35.35	37.57	41.39	45.35	45.72	44.02	44.19	43.21	42.10	41.39	44.80	54.64	68.06	60.04	60.98	56.04	47.39	40.37	45 / 49
DA Forecast	75.1	73.1	72.0	71.5	71.7	72.9	75.1	77.4	79.6	81.3	82.1	82.2	81.9	81.2	80.4	80.3	82.0	86.1	89.7	91.4	90.8	88.5	85.2	81.6	81 / 84



Preliminary Real-Time Prices with Forecasted and Actual System Load

	HE1	HE2	HE3	HE4	HE5	HE6	HE7	HE8	HE9	HE10	HE11	HE12	HE13	HE14	HE15	HE16	HE17	HE18	HE19	HE20	HE21	HE22	HE23	HE24	avg all/peak
WESTERN HUB	32.27	32.02	31.98	30.11	30.79	30.23	31.47	33.42	34.89	36.32	36.93	37.13	36.80	34.96	34.27	33.68	35.23	37.69	75.24	84.30	62.19	40.39	41.11	38.56	40 / 43
BGE	33.52	33.174	33.138	31.154	31.843	31.296	32.622	34.63	36.213	37.806	38.305	38.008	38.147	36.194	35.578	34.829	36.538	39.068	80.009	86.669	63.362	42.95	46.411	43.972	41 / 45
COMED	30.099	30.002	30	28.232	28.835	28.364	29.466	31.512	32.945	34.28	34.834	35.054	34.43	32.397	31.42	29.945	30.869	32.278	44.985	80.273	59.354	36.894	34.556	31.346	36 / 39
DOM	33.034	32.604	32.671	30.682	31.366	30.78	32.007	34.124	35.721	37.308	37.788	37.695	37.466	35.431	34.679	33.859	35.413	37.914	75.025	85.777	63.026	42.284	47.159	45.285	41 / 44
NEW JERSEY HUB	33.62	33.42	33.32	31.31	31.95	31.39	32.71	34.61	36.31	38.06	42.01	53.61	39.48	37.85	36.71	36.32	37.90	40.64	78.88	93.90	70.62	42.40	42.94	40.30	43 / 48
Percent Forecast	-1.10	-1.65	-2.02	-2.29	-2.43	-2.32	-2.34	-2.50	-1.55	-0.75	-0.32	-0.12	0.01	-0.04	-0.05	-0.39	-0.66	-0.89	1.99	2.47	2.36	2.37	2.02	1.91	
RTLload	74.256	71.887	70.566	69.93	70.031	71.247	73.374	75.541	78.399	80.72	81.866	82.071	81.95	81.161	80.394	80.034	81.437	85.339	91.555	93.678	92.992	90.681	86.948	83.233	



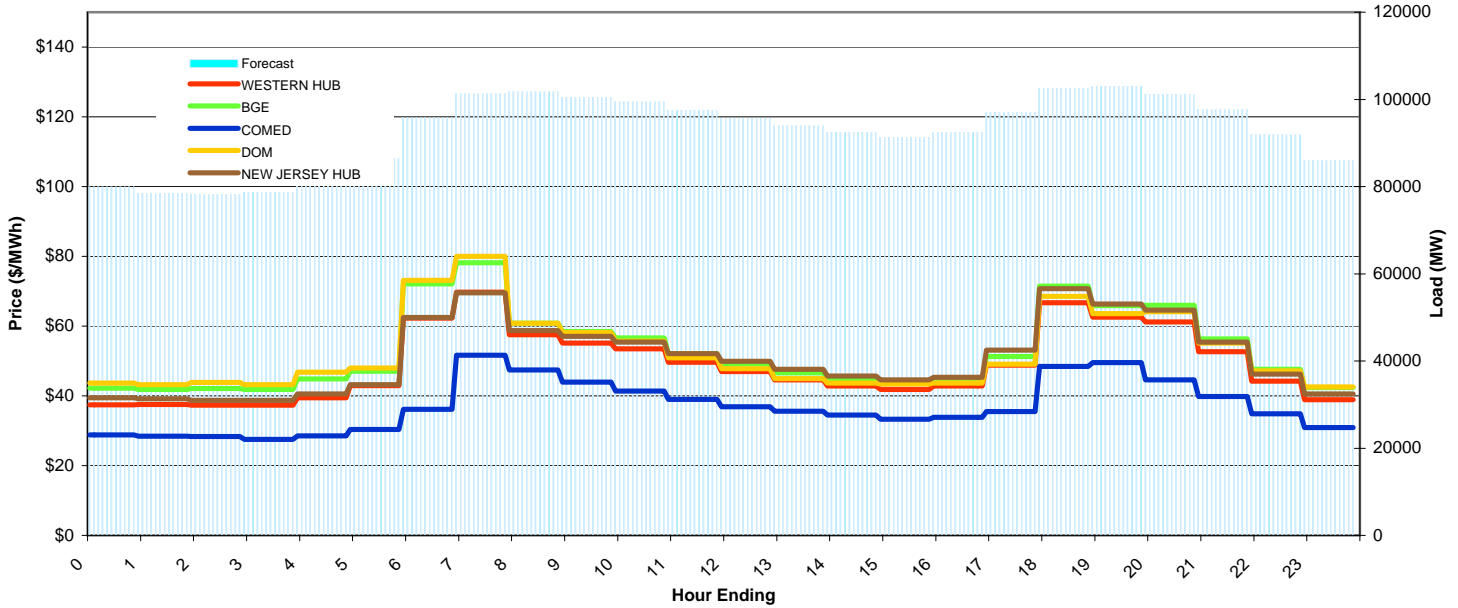
PJM Daily Report

Report for: 2/23/2009

Price Color Codes: ≤0 ≥100 ≥200

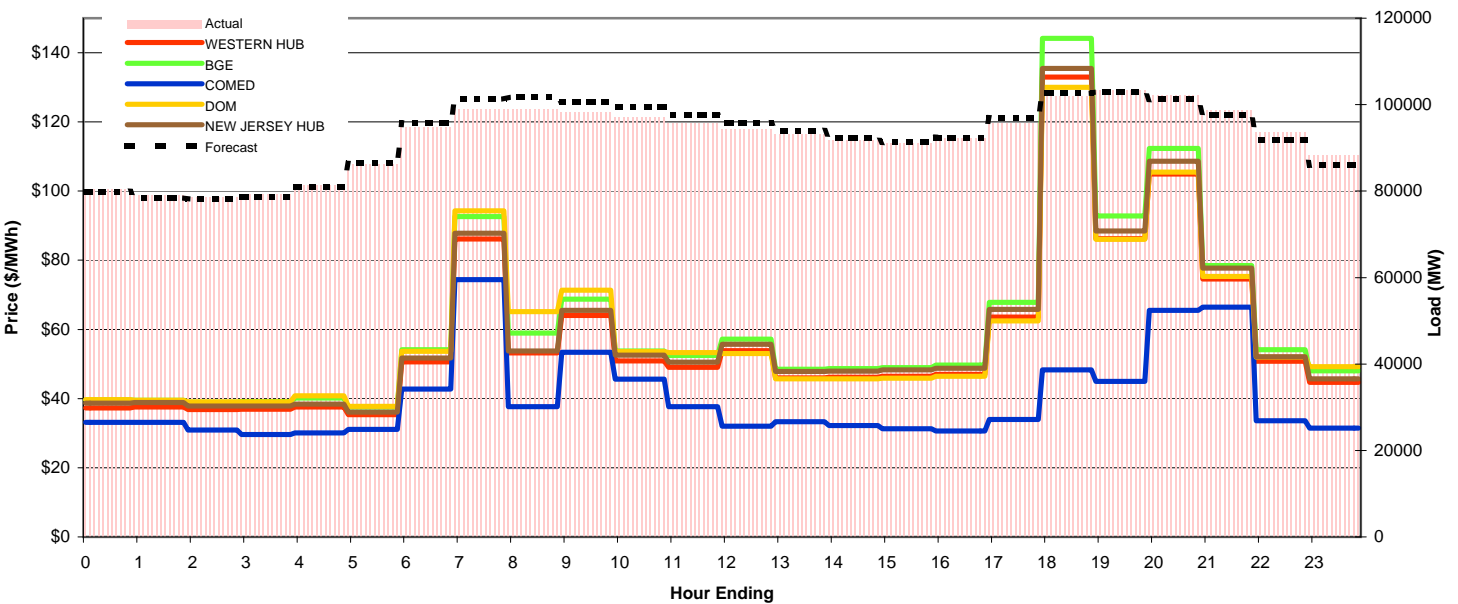
Day-Ahead Prices and Forecast Load

	HE1	HE2	HE3	HE4	HE5	HE6	HE7	HE8	HE9	HE10	HE11	HE12	HE13	HE14	HE15	HE16	HE17	HE18	HE19	HE20	HE21	HE22	HE23	HE24	avg all/peak
WESTERN HUB	37.40	37.52	37.37	37.32	39.47	42.93	62.32	69.68	57.53	55.12	53.45	49.65	46.98	44.56	42.80	41.84	42.81	48.78	66.70	62.54	61.19	52.69	44.17	38.86	49 / 53
BGE	42.19	41.837	42.149	41.819	44.85	47.084	72.123	78.21	60.816	58.425	56.627	52.147	49.265	46.586	44.942	44.325	45.011	51.279	71.476	65.831	65.964	56.354	47.595	42.351	53 / 56
COMED	28.842	28.439	28.361	27.493	28.575	30.324	36.132	51.691	47.46	43.98	41.413	39.025	36.887	35.633	34.483	33.347	33.89	35.485	48.4	49.508	44.55	39.792	34.907	30.883	37 / 41
DOM	43.709	43.225	43.824	43.21	46.795	47.983	73.082	79.991	60.84	58.126	55.681	50.947	47.794	44.955	43.68	43.429	43.659	49.106	68.55	63.581	64.169	55.15	47.115	42.597	53 / 55
NEW JERSEY HUB	39.47	39.18	38.70	38.74	40.53	43.22	62.44	69.55	58.70	57.04	55.43	52.07	49.87	47.59	45.72	44.59	45.35	53.10	70.73	66.29	64.55	55.42	46.20	40.57	51 / 55
DA Forecast	79.9	78.4	78.1	78.7	81.1	86.4	95.8	101.3	101.7	100.6	99.5	97.5	95.7	93.9	92.4	91.3	92.4	97.0	102.6	103.0	101.2	97.7	91.9	85.9	93 / 97



Preliminary Real-Time Prices with Forecasted and Actual System Load

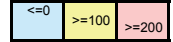
	HE1	HE2	HE3	HE4	HE5	HE6	HE7	HE8	HE9	HE10	HE11	HE12	HE13	HE14	HE15	HE16	HE17	HE18	HE19	HE20	HE21	HE22	HE23	HE24	avg all/peak
WESTERN HUB	37.30	37.57	36.81	36.92	37.61	35.30	50.59	86.18	53.22	64.04	50.92	49.00	53.84	46.00	46.14	46.41	47.02	63.58	132.99	86.27	104.92	74.58	50.78	44.67	57 / 66
BGE	39.649	39.495	38.931	39.109	40.13	37.579	54.15	92.634	58.928	68.758	53.764	52.499	57.158	48.48	48.631	48.944	49.713	67.853	144.17	92.84	112.29	78.509	54.169	48.065	61 / 71
COMED	33.123	33.158	30.886	29.619	30.09	31.049	42.779	74.385	37.62	53.397	45.624	37.629	32.053	33.338	32.166	31.282	30.596	33.984	48.308	44.991	65.495	66.436	33.547	31.481	40 / 44
DOM	39.675	39.49	39.067	39.073	40.824	37.761	53.649	94.278	65.123	71.313	53.607	53.31	53.045	45.722	45.688	45.865	46.422	62.452	130.03	86.038	105.45	75.339	52.043	49.256	59 / 68
NEW JERSEY HUB	38.70	38.87	37.88	37.87	38.42	36.05	51.69	87.83	53.79	65.54	52.55	50.50	55.68	47.83	47.96	48.28	48.79	65.80	135.45	88.47	108.68	77.74	52.14	45.67	59 / 68
Percent Forecast	0.54	0.76	0.53	0.59	0.27	-0.29	-1.06	-2.31	-2.85	-2.50	-2.45	-1.87	-1.55	-0.89	-0.79	-0.38	-0.36	-1.31	-0.83	0.27	0.87	1.03	1.74	2.59	
RTLload	80.333	78.967	78.559	79.183	81.294	86.146	94.794	98.968	98.916	98.126	97.092	95.721	94.258	93.102	91.683	90.955	92.058	95.735	101.79	103.29	102.05	98.704	93.498	88.206	



PJM Daily Report

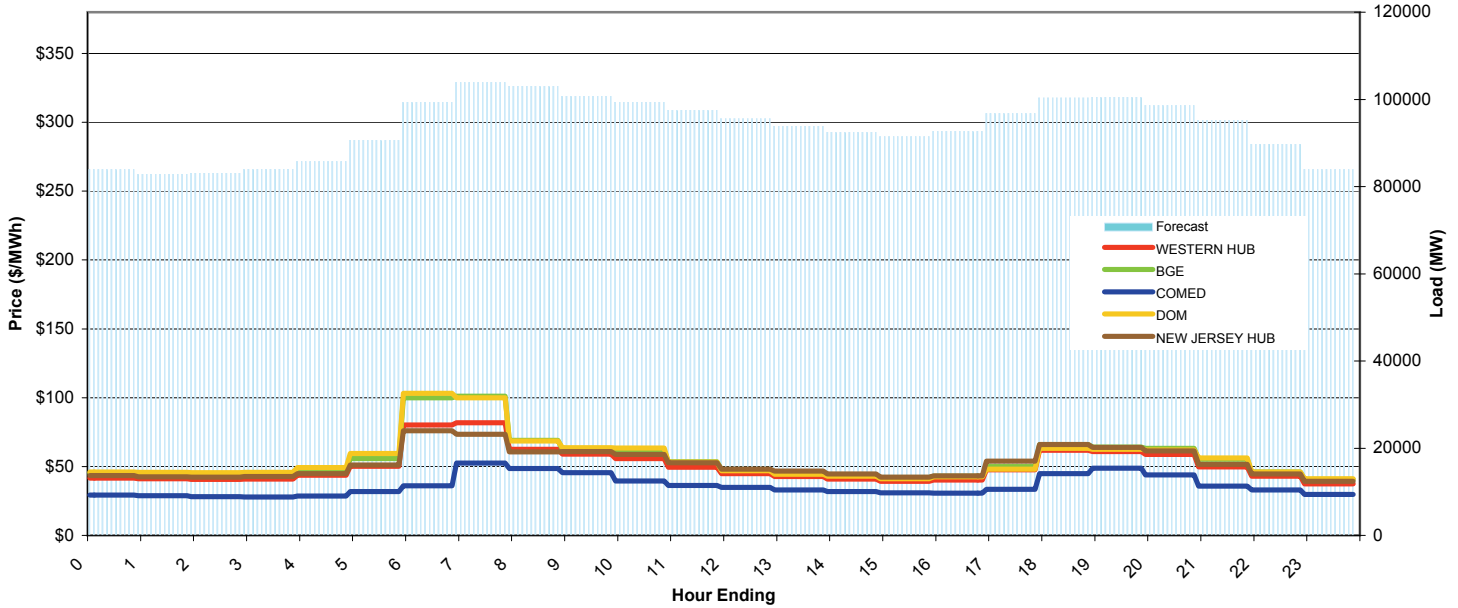
Report for: 2/24/2009

Price Color Codes:



Day-Ahead Prices and Forecast Load

	HE1	HE2	HE3	HE4	HE5	HE6	HE7	HE8	HE9	HE10	HE11	HE12	HE13	HE14	HE15	HE16	HE17	HE18	HE19	HE20	HE21	HE22	HE23	HE24	avg all/peak
WESTERN HUB	41.71	41.05	40.69	40.98	43.77	50.25	80.08	81.91	62.43	59.00	55.84	49.39	44.89	42.65	40.82	39.27	40.22	47.60	61.84	60.84	58.87	49.85	42.96	37.43	51 / 52
BGE	45.074	44.568	44.332	44.484	47.844	55.883	100.05	101	68.928	62.38	61.646	53.497	47.872	45.447	43.766	42.026	43.074	49.97	65.952	64.074	63.194	55.404	46.128	40.608	56 / 57
COMED	29.184	28.766	28.086	27.903	28.679	31.797	36.052	52.552	48.671	45.464	39.515	36.227	34.762	33.113	31.951	30.865	30.725	33.417	44.754	48.867	43.821	35.714	32.981	29.731	36 / 39
DOM	46.109	45.877	45.605	45.729	49.35	59.609	103.2	99.907	68.615	63.737	63.52	53.225	46.882	44.493	43.017	41.137	42.428	48.198	63.133	62.555	62.128	56.159	46.056	41.126	56 / 57
NEW JERSEY HUB	43.42	42.63	42.31	42.70	44.93	51.02	75.94	73.47	60.71	60.89	58.85	52.74	48.01	46.63	44.59	42.30	43.19	54.02	66.12	63.89	61.45	51.49	44.62	39.26	52 / 55
DA Forecast	83.9	82.9	83.0	84.0	85.7	90.6	99.3	103.8	103.0	100.7	99.3	97.5	95.5	93.9	92.4	91.4	92.6	96.7	100.3	100.5	98.6	95.2	89.7	83.9	94 / 97



Preliminary Real-Time Prices with Forecasted and Actual System Load

	HE1	HE2	HE3	HE4	HE5	HE6	HE7	HE8	HE9	HE10	HE11	HE12	HE13	HE14	HE15	HE16	HE17	HE18	HE19	HE20	HE21	HE22	HE23	HE24	avg all/peak
WESTERN HUB	47.96	42.47	46.53	47.93	52.44	108.85	192.65	246.61	78.74	50.07	102.18	42.62	48.17	45.91	50.85	39.69	42.82	45.61	70.44	55.41	65.34	63.61	47.56	44.48	70 / 68
BGE	50.41	44.208	49.041	50.879	55.41	116.95	221.02	373.7	84.073	53.55	110.81	44.708	50.615	48.225	55.917	43.605	44.989	47.785	74.579	58.486	69.733	68.181	50.32	46.994	80 / 80
COMED	33.529	30.903	30.318	31.271	25.471	29.238	125.29	60.31	59.27	37.652	35.728	31.109	33.574	31.605	30.888	25.461	27.376	29.785	39.971	37.398	34.436	33.013	32.276	28.108	38 / 36
DOM	47.889	42.583	47.098	50.406	55.062	109.8	208.41	350.29	83.278	54.315	103.7	42.431	47.701	45.464	56.136	44.055	42.195	44.785	68.852	54.674	64.214	64.308	48.584	45.332	76 / 76
NEW JERSEY HUB	49.43	43.93	47.72	48.92	53.57	110.43	162.07	111.30	80.41	52.37	104.41	46.03	50.37	47.72	52.08	40.68	44.43	49.69	76.27	60.15	67.40	65.20	48.94	45.60	65 / 62
Percent Forecast	1.38	0.79	0.33	0.10	0.49	0.88	0.70	-0.11	-1.12	-1.31	-2.17	-3.04	-3.69	-4.12	-5.13	-5.97	-6.88	-7.71	-4.36	-2.14	-0.69	-0.14	0.55	1.57	
RTLLoad	85.04	83.548	83.314	84.037	86.156	91.386	100.03	103.72	101.81	99.404	97.17	94.587	92.142	90.151	87.873	86.293	86.678	89.784	96.144	98.393	97.923	95.109	90.222	85.241	

