



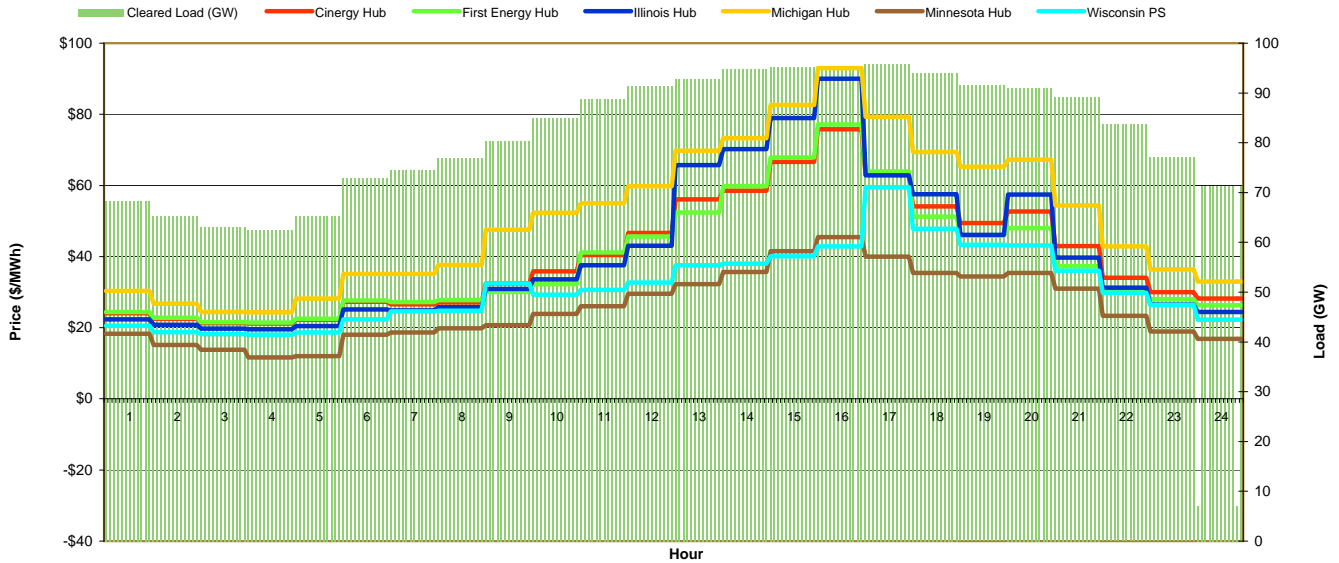
MISO Daily Report

Wednesday September 1, 2010

Price	<=0	>=100	>=200
Forecast Error %	0-4.9%	5-9.9%	>=10%

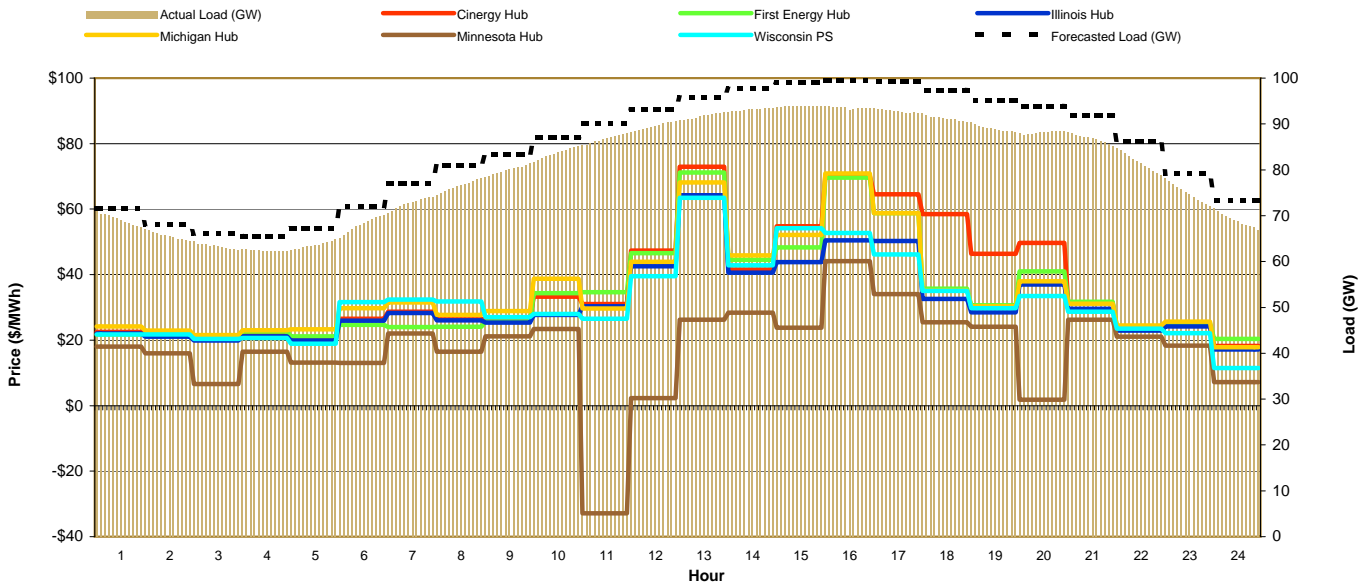
Day-Ahead Prices and Cleared Load

Hour Ending:																									Avg. Hr \$	
	1	2	3	4	5	6	7	8	9	10	11	12	13	14	15	16	17	18	19	20	21	22	23	24	All	On Pk
Cinergy Hub	24.06	22.53	21.30	21.19	22.24	27.28	26.62	27.11	32.45	35.82	40.42	46.62	56.09	58.51	66.66	75.76	63.05	54.10	49.42	52.63	42.97	34.03	30.01	28.23	39.96	47.85
First Energy Hub	24.38	22.83	21.58	21.47	22.54	27.66	27.18	27.77	30.09	32.28	41.15	45.69	52.43	59.77	67.86	77.12	63.89	51.19	45.94	48.00	37.27	30.25	28.03	26.29	38.86	46.17
Illinois Hub	22.32	20.80	19.76	19.60	20.50	25.11	24.84	25.81	30.91	33.64	37.59	43.05	65.76	70.20	78.93	90.04	62.87	57.52	46.14	57.40	39.69	31.29	26.45	24.45	40.61	49.83
Michigan Hub	30.34	26.74	24.38	24.32	28.21	35.09	35.11	37.69	47.52	52.35	55.00	59.80	69.80	73.32	82.60	92.99	79.35	69.43	65.31	67.21	54.35	42.84	36.41	32.97	50.96	61.62
Minnesota Hub	18.27	15.15	13.83	11.67	12.00	18.06	18.69	19.82	20.72	23.87	26.00	29.54	32.22	35.65	41.48	45.51	39.98	35.39	34.44	35.40	30.95	23.36	18.94	16.84	25.74	30.83
Wisconsin PS	20.51	18.74	18.20	18.00	18.69	22.36	24.59	24.77	32.41	29.29	30.61	32.68	37.60	38.05	40.07	42.83	59.53	47.85	43.32	43.11	36.06	29.86	26.38	22.26	31.57	37.15
Cleared Load (GW)	68.4	65.3	63.1	62.5	65.3	72.9	74.5	76.9	80.4	84.9	88.8	91.4	92.9	94.8	95.2	95.5	95.8	94.0	91.5	91.0	89.1	83.7	77.1	7.1		



Preliminary Real-Time Prices with Forecasted and Actual System Load

Hour Ending:																									Avg. Hr \$	
	1	2	3	4	5	6	7	8	9	10	11	12	13	14	15	16	17	18	19	20	21	22	23	24	All	On Pk
Cinergy Hub	22.49	21.40	20.41	21.62	20.79	26.52	28.72	26.33	26.54	33.24	31.06	47.30	72.97	41.56	54.81	70.20	64.49	58.44	46.40	49.71	31.41	23.36	24.72	18.18	36.78	43.91
First Energy Hub	21.72	21.90	21.29	22.59	21.17	24.69	24.02	24.08	25.65	34.30	34.61	46.56	71.15	44.50	48.31	69.64	58.76	35.72	30.59	41.00	31.71	24.20	25.29	20.39	34.33	40.38
Illinois Hub	22.04	21.10	19.90	21.12	19.90	25.90	28.33	26.09	25.39	27.73	30.32	42.54	64.24	40.57	43.87	50.45	50.27	32.61	28.51	36.96	29.58	22.94	24.23	17.14	31.32	36.02
Michigan Hub	24.15	22.94	21.57	23.01	23.27	29.77	31.53	27.74	28.84	38.74	29.66	43.91	68.14	45.92	52.13	70.90	58.77	35.09	30.33	37.95	31.17	24.45	25.65	17.87	35.15	40.59
Minnesota Hub	18.04	15.95	6.63	16.44	13.10	13.09	22.01	16.45	21.16	23.36	-32.85	2.33	26.28	28.43	23.80	44.07	34.07	25.48	24.10	1.77	26.21	21.06	18.33	7.21	17.36	19.00
Wisconsin PS	21.76	21.74	20.35	20.66	18.93	31.63	32.44	31.82	26.99	28.05	26.54	39.51	63.50	42.82	54.21	52.73	46.17	35.00	29.76	33.50	28.68	23.47	22.14	11.54	31.83	36.55
Forecasted Load (GW)	71.5	68.2	66.1	65.4	67.2	72.1	77.0	81.0	83.4	87.0	90.1	93.2	95.7	97.6	98.9	99.5	99.2	97.4	95.0	93.9	91.8	86.1	79.1	73.3		
Forecast Error %	-3.9%	-4.3%	-4.8%	-5.0%	-5.5%	-5.5%	-5.6%	-5.6%	-4.1%	-3.8%	-3.7%	-4.0%	-4.3%	-4.8%	-5.5%	-6.6%	-7.0%	-7.0%	-7.1%	-6.6%	-6.1%	-6.2%	-6.4%	-6.6%		





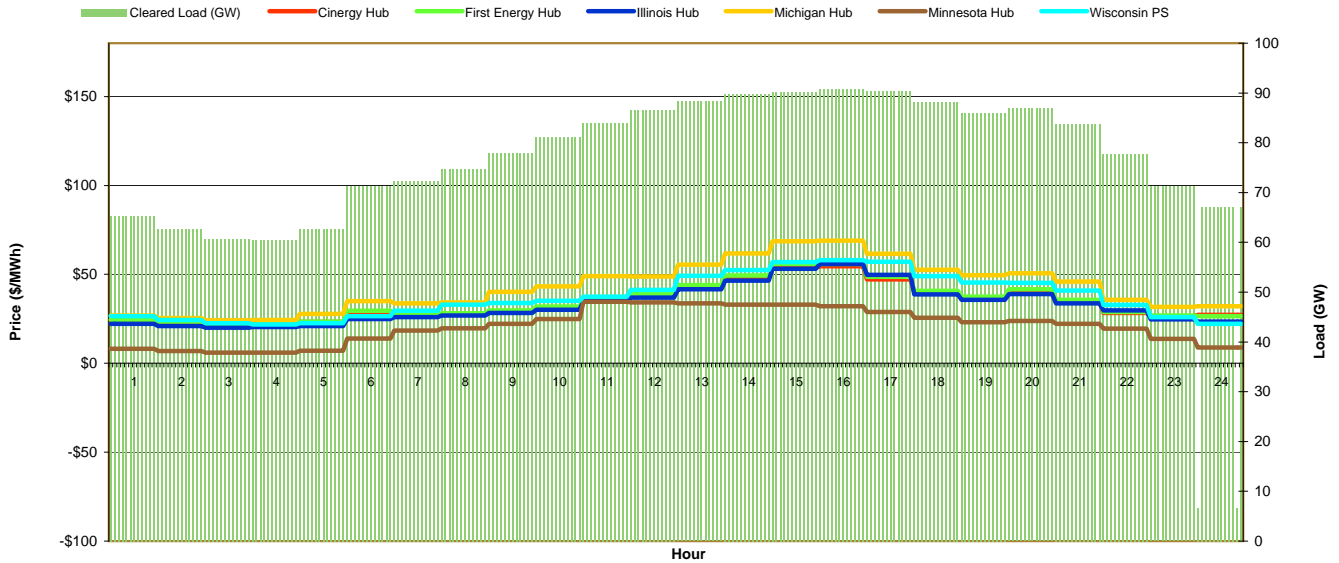
MISO Daily Report

Thursday September 2, 2010

Price	<=0	>=100	>=200
Forecast Error %	0-4.9%	5-9.9%	>=10%

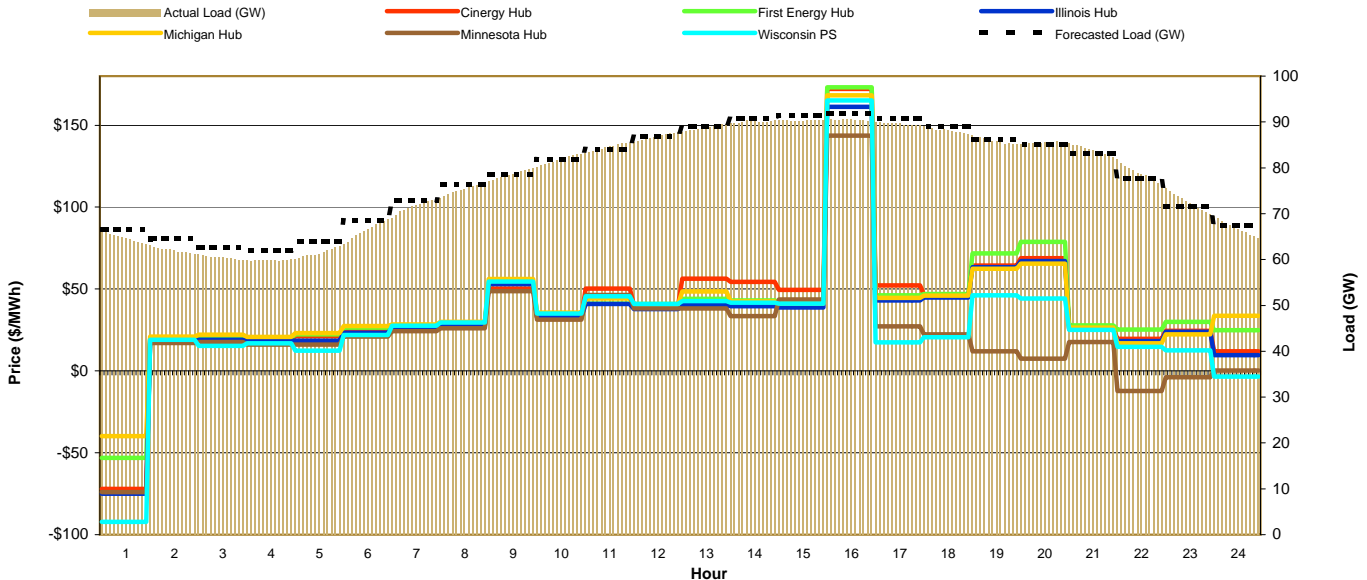
Day-Ahead Prices and Cleared Load

Hour Ending:																									Avg. Hr \$	
	1	2	3	4	5	6	7	8	9	10	11	12	13	14	15	16	17	18	19	20	21	22	23	24	All	On Pk
Cinergy Hub	24.29	23.22	22.10	22.21	23.22	28.86	27.13	27.64	29.22	31.26	36.02	37.93	42.56	47.58	53.67	54.50	47.24	39.92	36.79	40.80	34.99	28.31	26.53	27.20	33.88	38.44
First Energy Hub	24.61	23.53	22.36	22.45	23.53	29.48	27.63	28.13	29.79	31.89	37.01	39.03	43.99	49.28	55.90	55.82	48.56	40.63	37.45	41.53	35.63	28.83	26.85	26.49	34.60	39.40
Illinois Hub	22.10	20.93	20.09	20.32	20.88	24.80	25.93	26.81	28.24	30.12	34.90	36.93	41.69	46.45	53.13	55.87	49.68	38.67	35.62	38.87	33.73	29.76	24.65	23.38	32.65	37.82
Michigan Hub	26.92	25.40	24.22	24.32	27.80	34.98	33.62	34.20	40.25	43.17	48.98	48.83	55.42	61.80	68.58	68.97	61.65	52.54	49.55	50.65	45.98	35.62	31.74	32.05	42.80	49.87
Minnesota Hub	8.18	6.86	5.90	5.96	7.04	13.90	18.39	19.63	22.14	24.90	34.56	34.17	33.64	33.00	33.06	32.04	28.80	25.60	23.02	23.72	22.21	19.53	13.71	8.88	20.79	26.48
Wisconsin PS	26.55	24.43	22.53	21.82	22.61	26.48	29.49	32.95	33.97	35.23	37.49	41.17	49.17	52.44	56.86	57.97	57.18	49.08	45.35	45.16	40.90	32.85	25.99	22.26	37.08	43.36
Cleared Load (GW)	65.2	62.7	60.7	60.5	62.7	71.3	72.3	74.8	78.0	81.1	83.9	86.5	88.3	89.7	90.2	90.8	90.4	88.2	86.1	86.9	83.8	77.7	71.2	6.7		



Preliminary Real-Time Prices with Forecasted and Actual System Load

Hour Ending:																									Avg. Hr \$	
	1	2	3	4	5	6	7	8	9	10	11	12	13	14	15	16	17	18	19	20	21	22	23	24	All	On Pk
Cinergy Hub	-72.03	18.92	20.69	19.56	21.23	25.19	26.39	27.96	50.31	32.78	50.22	40.19	56.38	54.44	49.56	173.21	52.21	46.74	64.34	68.82	25.93	19.55	24.48	11.87	37.83	52.26
First Energy Hub	-53.04	19.65	21.38	20.15	22.39	26.42	25.29	27.32	53.17	34.89	40.98	40.84	44.03	42.98	42.03	173.21	46.24	46.93	71.66	78.87	27.82	25.19	29.86	24.85	38.88	51.63
Illinois Hub	-74.93	18.45	18.95	18.62	18.43	23.20	26.00	27.90	52.95	32.89	40.86	37.83	40.18	39.54	38.73	161.29	42.94	44.71	63.40	67.14	25.39	18.25	23.80	9.63	34.01	47.36
Michigan Hub	-39.84	20.97	22.05	20.67	23.14	27.35	28.35	29.84	56.11	35.56	44.27	40.78	48.57	42.43	41.05	168.18	44.66	45.92	62.42	65.43	26.34	16.79	22.36	33.70	38.63	49.42
Minnesota Hub	-74.06	16.98	17.72	16.07	16.13	21.01	24.22	26.12	48.60	31.38	46.31	38.11	38.16	33.40	43.61	143.61	27.19	22.31	12.04	7.51	17.62	-12.34	-3.88	0.19	23.25	32.48
Wisconsin PS	-92.22	18.92	15.24	16.91	12.36	22.01	27.59	29.46	54.56	35.06	45.48	40.79	42.57	41.67	41.15	165.14	17.41	20.62	46.13	44.30	25.06	14.62	12.62	-3.51	28.91	42.29
Forecasted Load (GW)	66.5	64.5	62.6	62.0	63.8	68.6	72.9	76.4	78.6	81.9	84.1	86.8	89.1	90.8	91.5	91.8	90.8	88.9	86.2	85.1	83.2	77.6	71.6	67.4		
Forecast Error %	-3.2%	-4.3%	-3.8%	-3.7%	-3.6%	-2.8%	-1.6%	-1.2%	0.2%	0.0%	0.6%	0.1%	-0.3%	-0.8%	-1.4%	-1.7%	-1.5%	-1.1%	-0.6%	0.3%	0.5%	0.9%	0.6%	-1.2%		





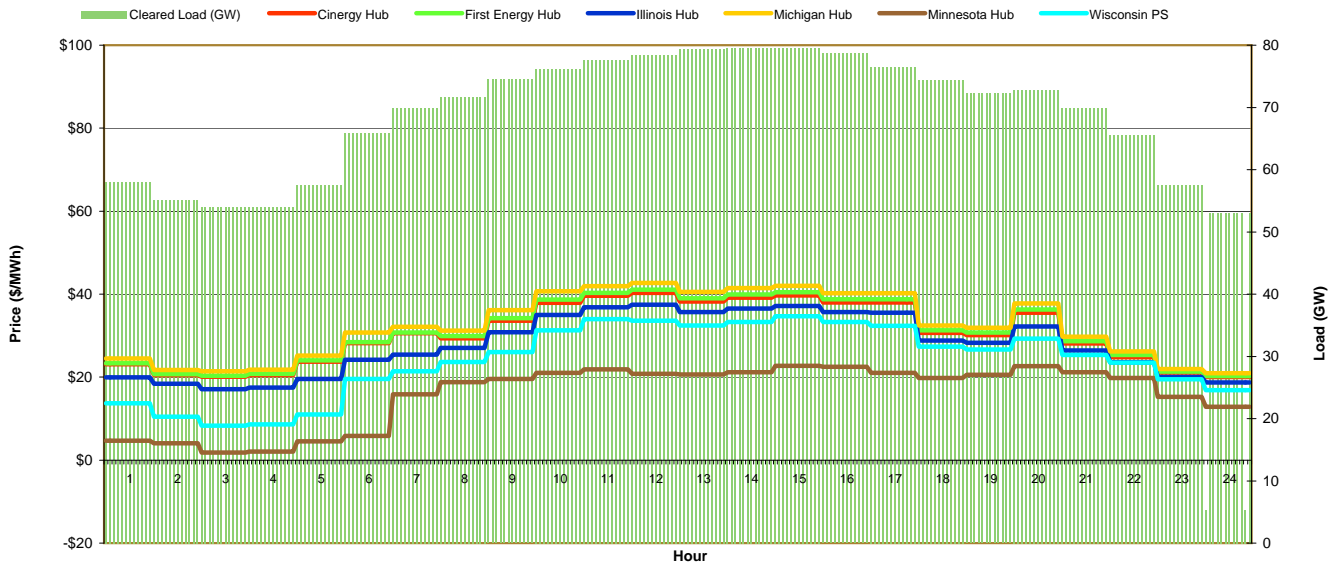
MISO Daily Report

Friday September 3, 2010

Price	<=0	>=100	>=200
Forecast Error %	0-4.9%	5-9.9%	>=10%

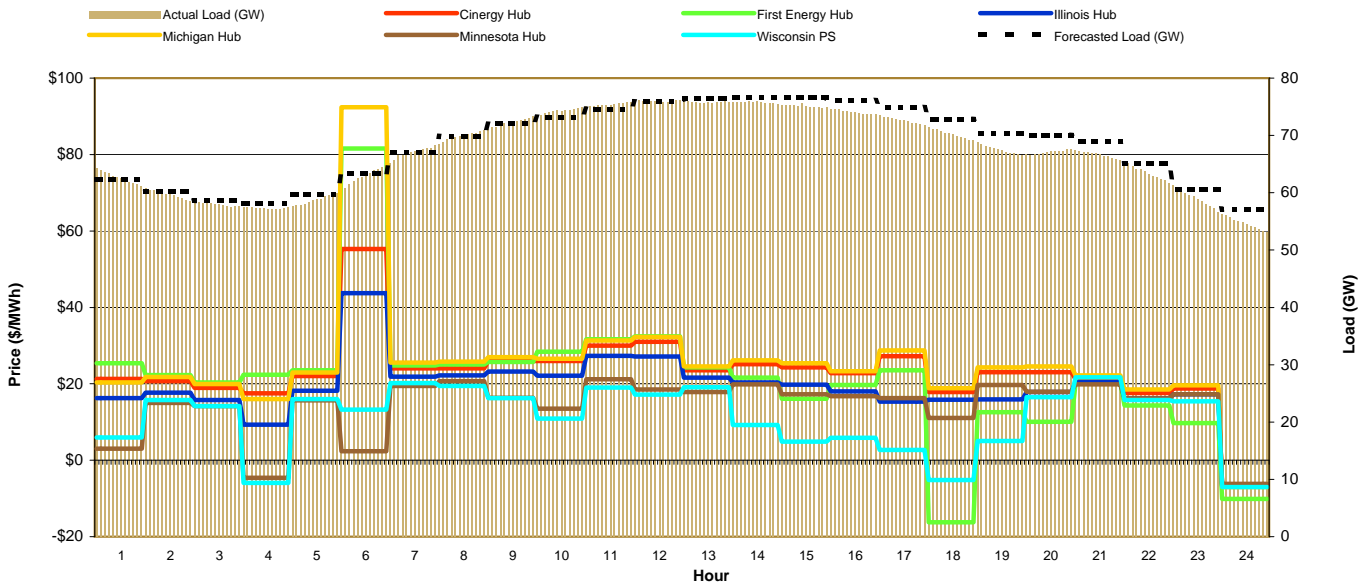
Day-Ahead Prices and Cleared Load

Hour Ending:																									Avg. Hr \$	
	1	2	3	4	5	6	7	8	9	10	11	12	13	14	15	16	17	18	19	20	21	22	23	24	All	On Pk
Cinergy Hub	23.10	20.47	20.09	20.52	23.69	28.21	30.58	29.34	33.57	37.94	39.58	40.30	38.24	39.17	39.71	38.03	38.02	30.70	30.16	35.53	28.12	24.84	21.09	20.00	30.46	34.02
First Energy Hub	23.35	20.75	20.37	20.81	24.06	28.41	30.78	29.92	34.23	38.66	40.32	41.05	38.96	39.91	40.46	38.75	38.73	31.28	30.73	36.31	28.66	25.31	21.36	20.26	30.98	34.67
Illinois Hub	19.94	18.39	17.08	17.47	19.56	24.22	25.45	27.01	30.81	34.96	36.84	37.43	35.67	36.55	37.16	35.69	35.50	28.81	28.29	32.23	26.43	23.61	20.05	18.69	27.83	31.69
Michigan Hub	24.47	21.69	21.38	21.83	25.17	30.71	32.13	31.20	36.18	40.67	41.96	42.71	40.51	41.50	42.03	40.24	40.24	32.45	31.89	37.74	29.73	26.19	21.96	20.92	32.31	36.08
Minnesota Hub	4.69	4.09	1.82	2.02	4.50	5.86	15.85	18.77	19.57	21.03	21.84	20.82	20.65	21.19	22.69	22.50	20.99	19.82	20.55	22.67	21.20	19.82	15.21	12.83	15.87	20.58
Wisconsin PS	13.68	10.47	8.32	8.63	11.04	19.53	21.44	23.62	26.08	31.25	33.96	33.58	32.48	33.26	34.68	33.30	32.37	27.35	26.67	29.32	25.33	23.51	19.49	16.87	24.01	29.14
Cleared Load (GW)	58.1	55.1	54.0	54.0	57.6	65.9	69.9	71.7	74.5	76.2	77.6	78.5	79.3	79.5	79.6	78.7	76.5	74.4	72.2	72.8	69.9	65.6	57.5	5.3		



Preliminary Real-Time Prices with Forecasted and Actual System Load

Hour Ending:																									Avg. Hr \$	
	1	2	3	4	5	6	7	8	9	10	11	12	13	14	15	16	17	18	19	20	21	22	23	24	All	On Pk
Cinergy Hub	21.32	20.69	18.96	17.48	22.01	55.32	24.03	24.07	25.98	25.99	30.00	31.03	23.58	25.16	24.27	22.76	27.20	17.84	23.01	23.08	21.17	17.57	18.73	-6.77	23.10	23.84
First Energy Hub	25.38	22.32	20.39	22.41	23.52	81.57	24.84	25.06	25.71	28.43	31.66	32.43	24.27	21.60	16.07	19.67	23.54	-16.20	12.55	10.07	20.19	14.33	9.69	-10.13	21.22	18.69
Illinois Hub	16.22	17.67	15.78	9.28	18.20	43.73	21.83	22.17	23.20	22.14	27.32	27.16	21.60	20.40	19.79	17.98	15.37	15.81	15.94	17.88	20.41	16.21	17.28	-6.59	19.03	20.04
Michigan Hub	20.34	21.75	19.95	15.99	23.00	92.36	25.54	25.80	26.99	26.60	31.31	32.27	24.58	26.18	25.36	23.32	28.71	18.82	24.29	24.51	22.18	18.49	19.61	-7.05	25.45	24.94
Minnesota Hub	3.05	14.98	14.13	-4.56	15.69	2.37	19.42	20.72	16.38	13.46	21.18	18.49	17.87	19.86	17.28	16.79	16.23	11.04	19.69	17.96	19.85	16.15	17.30	-6.15	14.13	17.52
Wisconsin PS	5.95	15.76	14.16	-5.94	16.04	13.24	20.19	19.48	16.28	10.87	19.06	17.17	19.10	9.25	4.89	5.87	2.67	-5.22	5.02	16.53	21.69	15.77	15.43	-6.99	11.09	12.11
Forecasted Load (GW)	62.3	60.3	58.6	58.2	59.8	63.4	67.0	69.9	72.0	73.2	74.6	75.8	76.4	76.7	76.5	76.1	74.9	72.8	70.4	70.0	68.9	65.2	60.6	57.1		
Forecast Error %	0.0%	-1.4%	-1.3%	-1.6%	-1.5%	-0.3%	0.3%	0.2%	0.5%	1.6%	1.1%	0.1%	-0.8%	-1.3%	-2.1%	-2.9%	-3.5%	-4.1%	-4.5%	-4.3%	-3.7%	-3.2%	-3.4%	-4.9%		





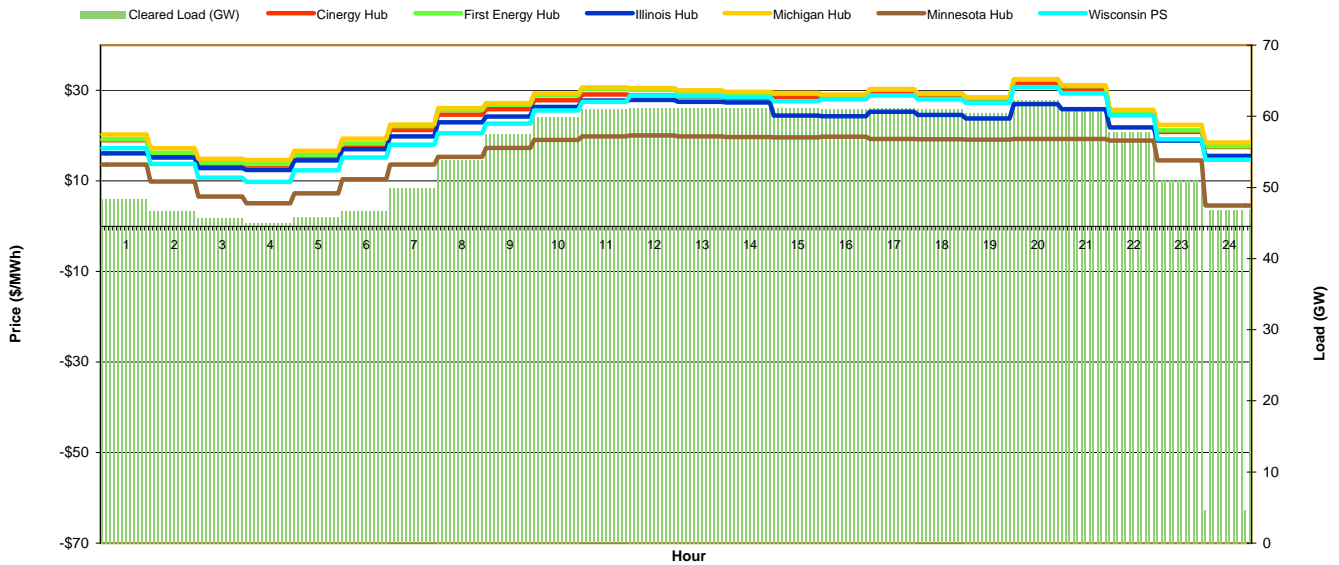
MISO Daily Report

Saturday September 4, 2010

Price	<=0	>=100	>=200
Forecast Error %	0-4.9%	5-9.9%	>=10%

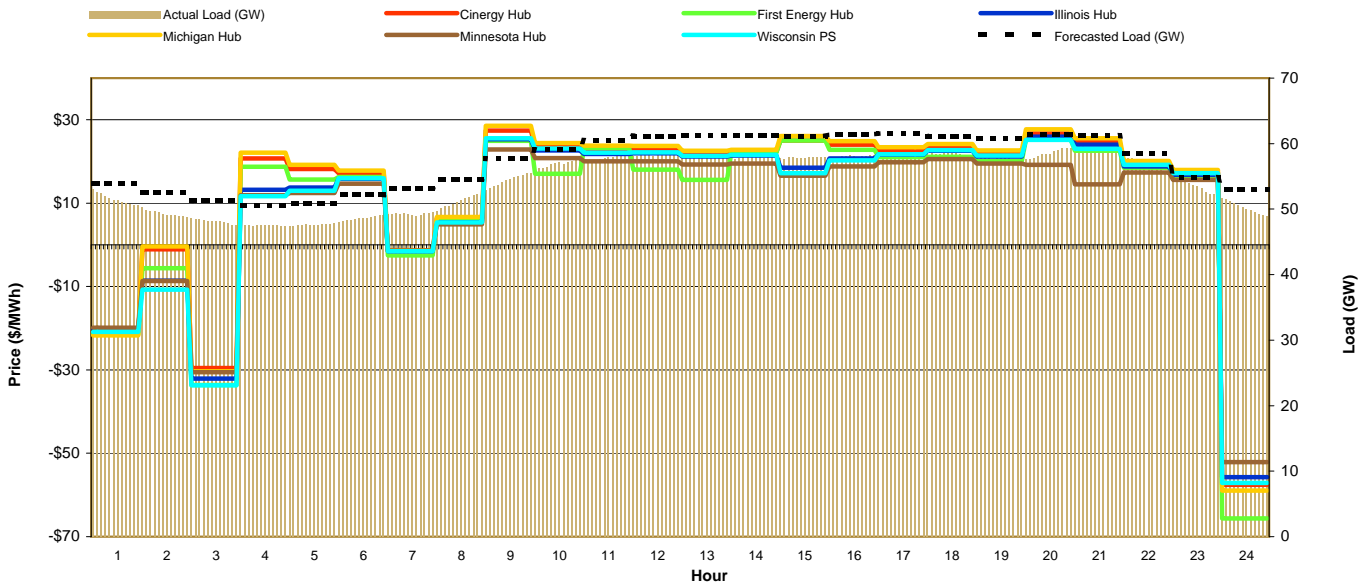
Day-Ahead Prices and Cleared Load

Hour Ending:																									Avg. Hr \$			
	1	2	3	4	5	6	7	8	9	10	11	12	13	14	15	16	17	18	19	20	21	22	23	24	All	On Pk		
Cinergy Hub	19.03	15.88	13.70	13.44	15.39	17.86	21.29	24.67	25.84	27.84	29.14	29.00	28.56	28.34	28.47	28.17	29.43	28.47	27.50	31.58	30.21	24.80	20.87	17.53	24.04	27.68		
First Energy Hub	19.19	16.27	14.02	13.75	15.75	18.29	22.12	25.62	26.85	28.93	30.28	30.14	29.69	29.46	29.22	28.92	30.17	29.21	28.24	32.33	30.94	25.52	21.21	17.65	24.74	28.55		
Illinois Hub	16.08	15.17	12.85	12.46	14.53	17.01	19.85	22.94	24.26	26.38	27.76	27.94	27.52	27.35	24.43	24.34	25.30	24.59	23.84	26.97	25.88	21.81	18.91	15.57	21.82	25.01		
Michigan Hub	20.27	17.21	14.87	14.60	16.68	19.36	22.48	26.05	27.23	29.30	30.67	30.51	30.02	29.71	29.45	29.10	30.35	29.39	28.45	32.52	31.17	25.70	22.38	18.53	25.25	28.88		
Minnesota Hub	13.62	9.90	6.59	5.05	7.24	10.36	13.60	15.34	17.30	19.10	19.83	20.09	19.88	19.70	19.61	19.81	19.27	19.25	19.14	19.32	19.26	18.92	14.56	4.57	15.47	18.77		
Wisconsin PS	17.26	13.76	10.76	9.82	12.39	15.20	17.98	20.56	22.68	25.56	27.49	28.93	28.66	28.54	27.62	28.05	28.92	28.07	27.25	30.74	29.30	24.53	19.25	14.70	22.41	26.63		
Cleared Load (GW)	48.4	46.6	45.8	45.1	45.8	46.7	49.8	53.9	57.5	59.9	61.0	61.1	61.1	61.1	61.2	61.1	61.2	60.9	60.4	62.3	61.4	57.7	51.1	4.7				



Preliminary Real-Time Prices with Forecasted and Actual System Load

Hour Ending:																									Avg. Hr \$			
	1	2	3	4	5	6	7	8	9	10	11	12	13	14	15	16	17	18	19	20	21	22	23	24	All	On Pk		
Cinergy Hub	-20.86	-1.05	-29.57	20.75	18.20	17.21	-1.37	6.41	27.44	23.54	22.93	23.02	21.97	22.26	25.00	24.02	22.74	23.45	21.94	26.73	24.63	19.35	17.37	-57.57	12.44	22.05		
First Energy Hub	-21.43	-5.59	-33.63	18.77	15.68	16.27	-2.55	5.74	24.92	17.02	23.23	18.03	15.58	22.08	25.05	22.77	21.02	21.12	20.15	25.23	22.58	18.49	15.85	-65.64	10.03	19.93		
Illinois Hub	-20.09	-8.59	-32.07	13.19	13.72	15.85	-1.49	5.40	25.33	22.67	21.83	21.99	21.20	21.44	18.52	20.77	21.64	22.58	21.19	25.92	24.06	18.79	16.84	-55.72	10.62	20.64		
Michigan Hub	-21.69	-0.41	-30.28	22.10	19.17	17.79	-1.40	6.71	28.56	24.45	23.82	23.76	22.54	22.83	26.14	24.85	23.40	24.18	22.63	27.72	25.55	20.15	17.95	-58.95	12.98	22.83		
Minnesota Hub	-19.86	-8.69	-30.54	11.93	12.47	14.68	-1.39	4.90	22.90	20.79	20.02	20.03	19.26	19.48	16.55	18.83	19.78	20.58	19.51	19.17	14.50	17.36	15.62	-52.12	8.99	18.08		
Wisconsin PS	-20.85	-10.76	-33.67	11.70	12.97	15.94	-1.55	5.36	25.60	23.13	22.14	22.19	21.34	21.55	17.23	20.31	21.72	22.75	21.43	25.21	23.03	19.18	17.19	-57.12	10.25	20.58		
Forecasted Load (GW)	53.9	52.6	51.2	50.6	50.9	52.2	53.2	54.6	57.7	59.1	60.5	61.1	61.3	61.2	61.1	61.4	61.6	61.1	60.7	61.4	61.3	58.5	54.9	53.1				
Forecast Error %	-5.3%	-7.0%	-6.7%	-6.6%	-6.9%	-7.2%	-8.0%	-6.2%	-5.8%	-3.8%	-4.7%	-5.0%	-5.8%	-5.7%	-5.8%	-5.4%	-4.8%	-5.2%	-4.7%	-3.8%	-3.3%	-3.2%	-6.0%					





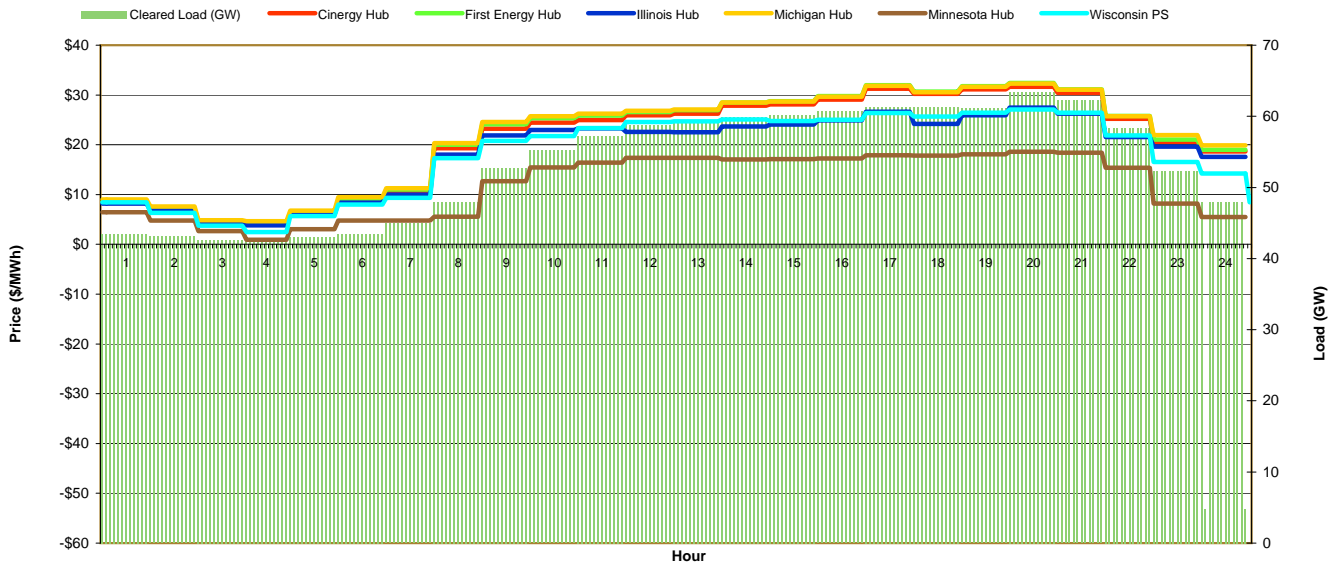
MISO Daily Report

Sunday September 5, 2010

Price	<=0	>=100	>=200
Forecast Error %	0-4.9%	5-9.9%	>=10%

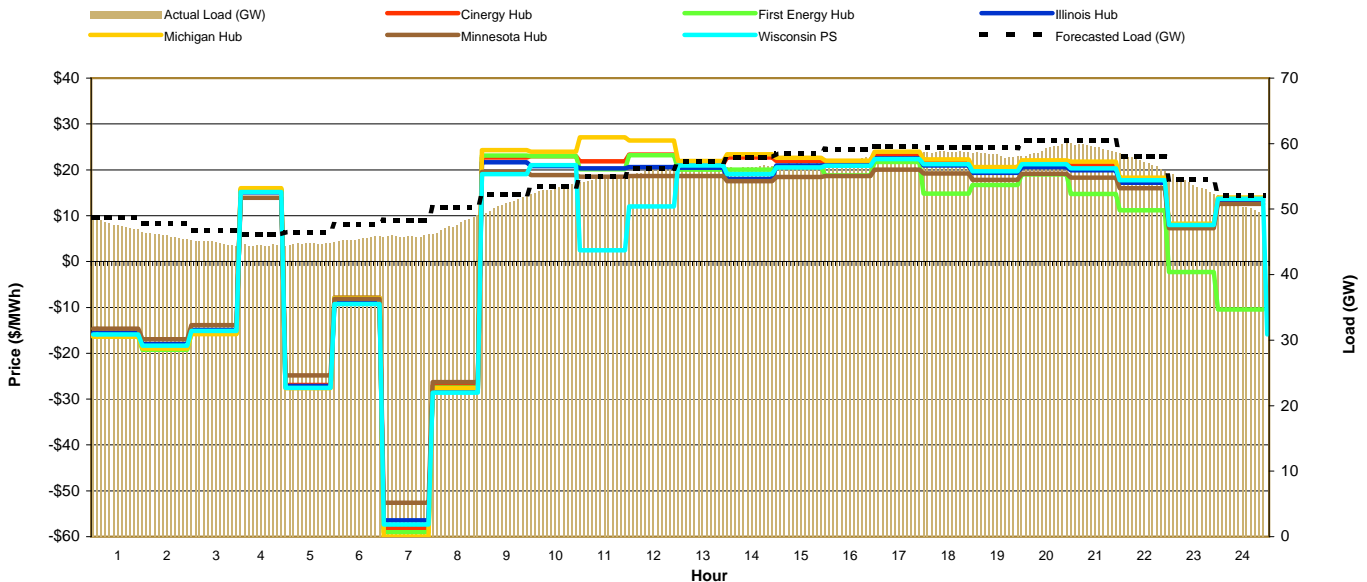
Day-Ahead Prices and Cleared Load

Hour Ending:																									Avg. Hr \$	
	1	2	3	4	5	6	7	8	9	10	11	12	13	14	15	16	17	18	19	20	21	22	23	24	All	On Pk
Cinergy Hub	8.34	7.04	4.48	4.26	6.19	8.70	10.64	19.31	23.24	24.42	24.98	25.91	26.27	27.83	28.10	29.07	31.28	30.22	31.16	31.63	30.41	25.21	20.60	18.64	20.75	26.85
First Energy Hub	8.55	7.22	4.59	4.36	6.34	8.90	11.03	19.99	24.13	25.35	25.89	26.60	26.93	28.48	28.77	29.76	31.99	30.71	31.79	32.42	31.16	25.80	21.01	19.00	21.28	27.55
Illinois Hub	8.21	6.77	4.25	3.82	5.96	8.38	9.97	18.01	21.89	22.97	23.27	22.56	22.55	23.70	24.04	24.89	26.64	24.17	25.92	27.47	26.26	21.56	19.62	17.59	18.35	23.47
Michigan Hub	9.03	7.63	4.86	4.65	6.75	9.46	11.29	20.36	24.55	25.74	26.26	26.81	27.06	28.49	28.70	29.64	31.83	30.58	31.64	32.28	31.05	25.72	21.93	19.88	21.51	27.67
Minnesota Hub	6.47	4.80	2.68	0.95	3.03	4.77	4.78	5.53	12.69	15.44	16.44	17.40	17.41	17.08	17.12	17.25	17.87	17.80	18.08	18.61	18.41	15.38	8.20	5.52	11.82	15.67
Wisconsin PS	8.46	6.30	3.74	2.49	5.67	7.99	9.32	17.30	20.78	21.73	23.35	24.60	24.74	25.08	24.79	25.01	26.41	25.69	26.43	27.10	26.46	21.87	16.56	14.23	18.17	23.62
Cleared Load (GW)	43.5	43.1	42.5	42.6	43.0	43.4	44.9	47.9	52.8	55.2	57.3	58.7	59.0	59.9	60.2	60.7	61.3	61.3	61.1	63.4	62.2	58.4	52.4	4.8		



Preliminary Real-Time Prices with Forecasted and Actual System Load

Hour Ending:																									Avg. Hr \$	
	1	2	3	4	5	6	7	8	9	10	11	12	13	14	15	16	17	18	19	20	21	22	23	24	All	On Pk
Cinergy Hub	-16.13	-18.55	-15.44	15.58	-26.93	-7.88	-58.18	-27.05	22.71	22.94	21.89	23.30	21.23	22.70	21.92	21.43	23.30	21.77	20.07	21.43	20.99	17.72	8.01	13.67	7.10	17.77
First Energy Hub	-16.39	-19.24	-15.68	15.79	-27.29	-7.97	-59.03	-27.46	23.11	22.95	20.13	23.21	20.07	20.03	20.63	18.79	21.72	14.84	16.68	18.98	14.75	11.17	-2.28	-10.47	4.04	14.83
Illinois Hub	-15.58	-17.96	-14.93	15.07	-27.15	-9.00	-56.43	-27.73	21.66	20.84	20.34	20.58	20.47	17.99	20.92	20.93	22.48	20.96	19.34	20.63	19.88	17.16	7.77	13.29	6.31	16.51
Michigan Hub	-16.41	-18.98	-15.83	16.00	-27.59	-7.98	-59.97	-27.64	24.30	23.94	27.08	26.41	21.91	23.37	22.64	21.98	23.98	22.29	20.60	22.08	21.78	18.31	8.22	13.97	7.69	18.83
Minnesota Hub	-14.66	-16.94	-13.84	13.89	-24.84	-8.17	-52.60	-26.30	19.55	18.85	18.49	18.62	18.64	17.50	18.47	18.67	20.05	19.18	17.78	19.15	18.33	15.97	7.25	12.56	5.65	15.01
Wisconsin PS	-15.93	-18.34	-15.12	15.19	-27.56	-9.30	-57.33	-28.63	19.04	21.03	2.47	12.03	20.96	19.07	20.54	20.85	22.35	21.26	19.69	21.25	20.29	17.72	7.99	13.66	5.13	14.87
Forecasted Load (GW)	48.7	47.8	46.7	46.2	46.5	47.6	48.3	50.2	52.2	53.4	55.1	56.3	57.3	57.9	58.5	59.2	59.6	59.4	59.4	60.5	60.5	58.0	54.5	52.1		
Forecast Error %	-2.6%	-4.3%	-4.3%	-4.0%	-4.1%	-4.7%	-5.4%	-5.1%	-2.5%	-0.3%	-0.7%	-0.8%	-1.8%	-2.6%	-2.8%	-2.7%	-2.0%	-1.2%	-2.1%	-2.3%	-1.9%	-1.9%	-1.7%	-12.8%		





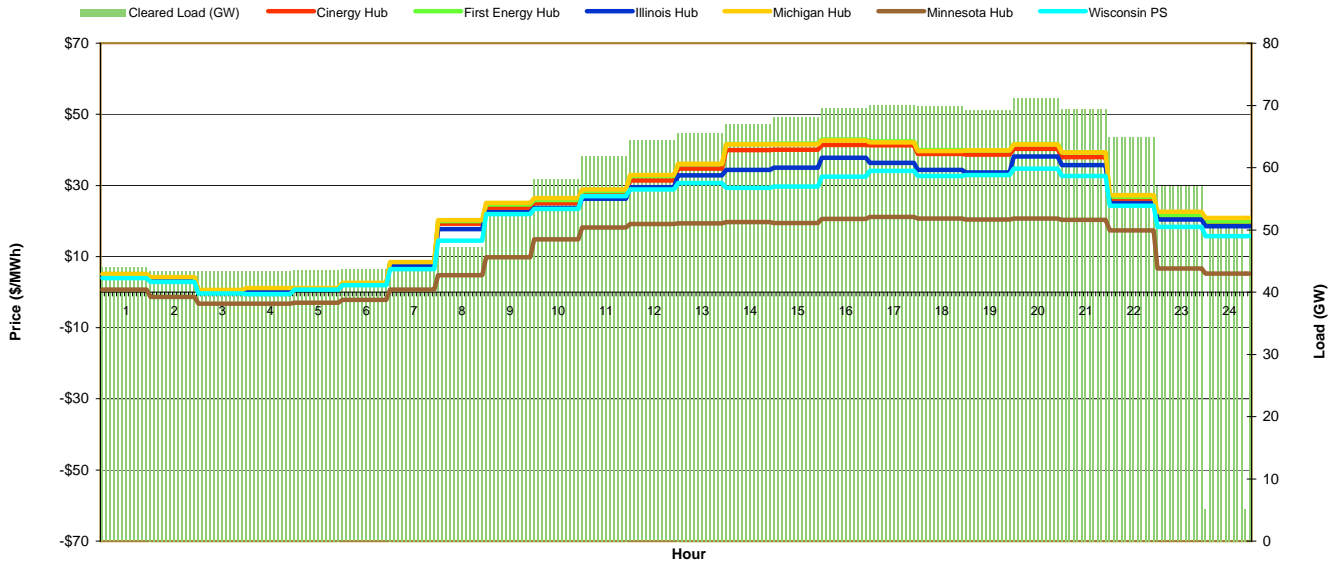
MISO Daily Report

Monday September 6, 2010

Price	<=0	>=100	>=200
Forecast Error %	0-4.9%	5-9.9%	>=10%

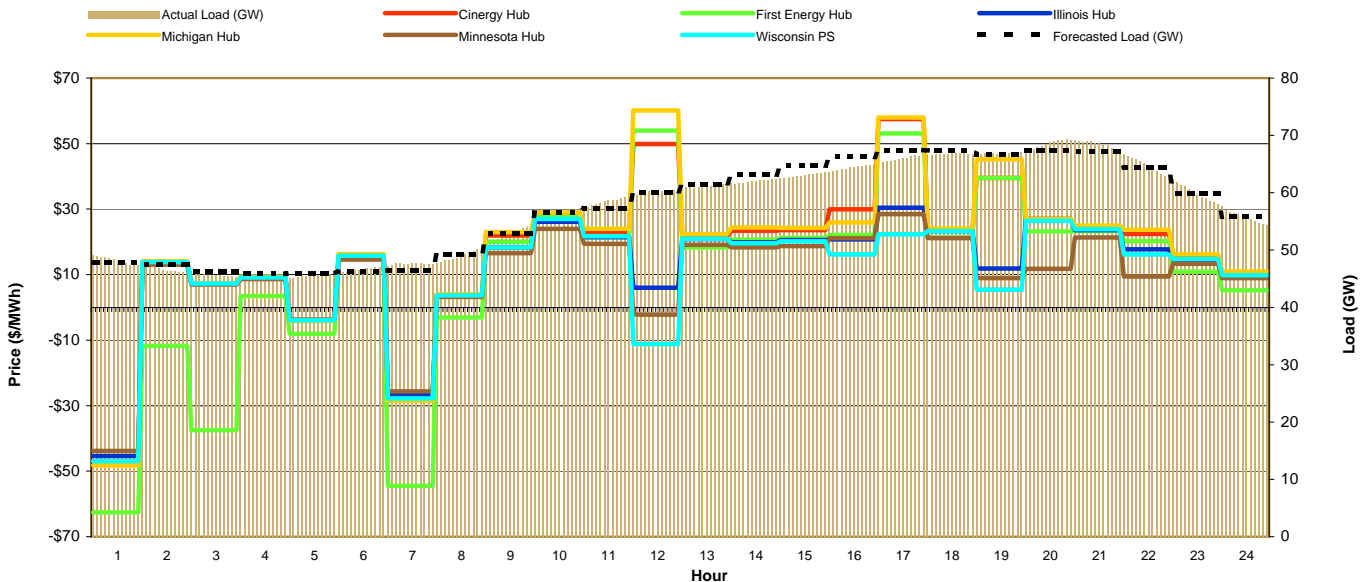
Day-Ahead Prices and Cleared Load

Hour Ending:																									Avg. Hr \$	
	1	2	3	4	5	6	7	8	9	10	11	12	13	14	15	16	17	18	19	20	21	22	23	24	All	On Pk
Cinergy Hub	4.84	3.91	0.49	1.00	1.00	2.28	8.00	19.29	23.74	24.98	27.37	31.41	34.72	39.91	40.05	41.40	41.34	38.91	38.68	40.27	38.00	26.26	21.16	19.51	23.69	32.97
First Energy Hub	4.93	3.98	0.50	1.01	1.02	2.33	8.26	19.93	24.61	25.95	28.43	32.64	35.98	41.64	41.72	42.95	42.41	39.94	39.82	41.67	39.35	26.77	21.58	19.90	24.47	34.09
Illinois Hub	4.61	3.61	0.28	0.64	0.88	2.13	7.44	17.76	22.52	23.70	26.25	29.50	32.81	34.38	34.97	37.77	36.38	34.41	33.66	38.14	35.74	25.04	20.39	18.52	21.73	30.21
Michigan Hub	5.17	4.27	0.61	1.15	1.18	2.58	8.48	20.27	25.10	26.41	28.85	32.92	36.07	41.54	41.57	42.69	42.13	39.72	39.86	41.61	39.31	27.29	22.56	20.88	24.68	34.24
Minnesota Hub	0.76	-1.39	-3.22	-3.27	-2.97	-2.13	0.76	4.80	9.79	14.82	18.17	19.18	19.35	19.66	19.46	20.57	21.10	20.73	20.41	20.71	20.34	17.35	6.69	5.22	11.12	17.07
Wisconsin PS	3.99	2.85	-0.36	-0.55	0.74	2.02	6.49	14.52	21.97	23.36	27.03	28.89	30.64	29.32	29.72	32.51	34.11	32.69	32.97	34.76	32.70	24.29	18.39	15.72	19.95	27.99
Cleared Load (GW)	43.9	43.4	43.4	43.4	43.5	43.6	44.2	47.2	54.3	58.2	61.9	64.4	65.5	67.1	68.2	69.6	70.0	70.0	69.2	71.2	69.4	64.9	57.0	5.2		



Preliminary Real-Time Prices with Forecasted and Actual System Load

Hour Ending:																									Avg. Hr \$	
	1	2	3	4	5	6	7	8	9	10	11	12	13	14	15	16	17	18	19	20	21	22	23	24	All	On Pk
Cinergy Hub	-46.91	13.78	7.30	9.22	-4.01	15.89	-27.66	3.81	21.96	27.99	23.13	49.87	21.66	23.42	23.60	29.96	57.52	23.82	39.50	26.45	24.14	22.42	15.64	10.60	17.21	27.18
First Energy Hub	-62.55	-11.81	-37.46	3.44	-8.05	15.95	-54.47	-3.11	20.04	27.73	21.45	53.94	18.28	20.67	21.29	22.09	53.11	21.30	39.50	23.17	23.29	20.32	10.93	5.27	10.18	24.63
Illinois Hub	-45.36	13.39	7.17	8.93	-3.86	15.35	-26.68	3.63	18.36	26.12	21.40	5.99	20.84	19.92	20.53	20.76	30.46	23.33	11.87	26.99	23.64	17.70	14.64	9.65	11.87	19.14
Michigan Hub	-48.18	14.10	7.41	9.45	-4.11	16.30	-28.52	3.95	22.96	28.99	24.03	60.09	22.30	24.38	24.32	25.96	57.94	24.07	45.18	27.01	24.95	23.73	16.18	11.00	18.06	28.50
Minnesota Hub	-43.78	13.04	7.03	8.60	-3.78	14.65	-25.64	3.18	16.56	24.03	19.43	-2.24	19.09	18.32	18.70	21.16	28.46	21.14	8.95	11.78	21.31	9.43	13.31	8.94	9.65	15.79
Wisconsin PS	-46.94	13.78	7.27	9.16	-3.98	15.81	-27.77	3.68	18.35	26.99	21.77	-11.17	20.98	19.58	20.19	16.14	22.28	23.26	5.39	26.45	23.93	16.16	14.81	9.77	10.24	16.80
Forecasted Load (GW)	47.8	47.4	46.4	45.8	46.0	46.3	46.5	49.2	52.9	56.5	57.2	60.1	61.4	63.1	64.7	66.2	67.5	67.4	66.7	67.4	67.2	64.5	59.9	55.8		
Forecast Error %	0.5%	-2.1%	-1.8%	-1.5%	-1.0%	0.9%	2.3%	-0.2%	0.0%	-0.5%	2.3%	0.2%	-0.5%	-1.8%	-2.6%	-2.8%	-2.2%	-1.0%	0.3%	1.7%	1.4%	-0.2%	-0.5%	-0.4%		





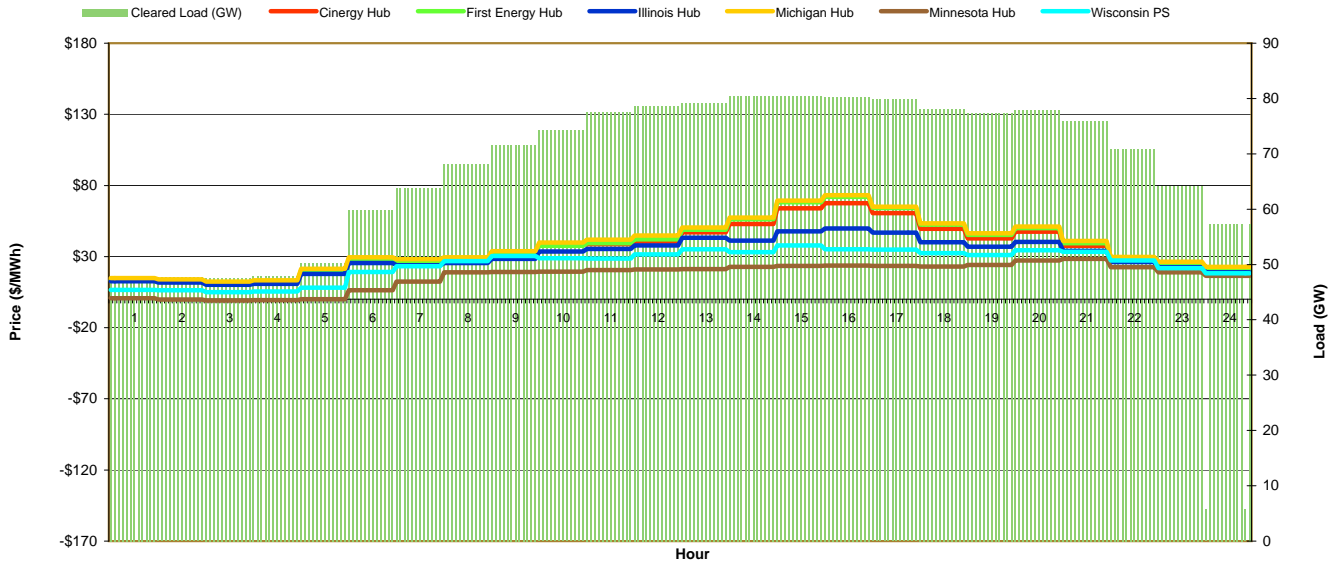
MISO Daily Report

Tuesday September 7, 2010

Price	<=0	>=100	>=200
Forecast Error %	0-4.9%	5-9.9%	>=10%

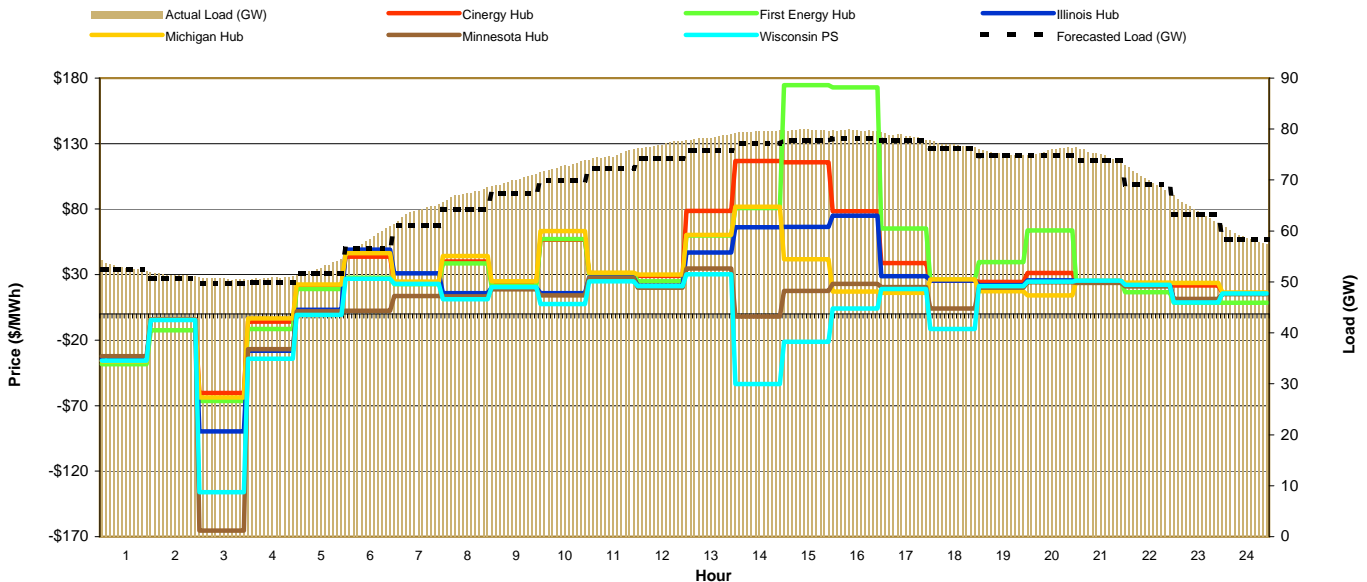
Day-Ahead Prices and Cleared Load

Hour Ending:																									Avg. Hr \$	
	1	2	3	4	5	6	7	8	9	10	11	12	13	14	15	16	17	18	19	20	21	22	23	24	All	On Pk
Cinergy Hub	14.05	13.12	11.61	12.41	19.91	27.15	25.92	28.15	32.30	38.53	38.73	40.52	47.10	53.01	64.00	67.49	60.48	49.58	42.90	47.46	37.51	27.41	24.18	20.89	35.18	43.71
First Energy Hub	13.56	13.30	11.83	12.65	20.30	27.71	26.96	28.37	32.05	37.57	39.48	42.08	48.92	56.22	68.16	71.94	64.23	52.47	45.17	50.03	39.32	28.57	24.91	21.07	36.54	45.59
Illinois Hub	12.68	11.73	10.21	10.92	17.78	25.52	23.87	25.49	28.49	33.61	35.38	37.73	43.35	41.25	47.83	49.72	46.80	40.05	36.99	40.41	33.99	26.09	22.59	18.96	30.06	36.86
Michigan Hub	14.92	13.90	12.39	13.28	21.41	29.52	28.18	29.52	33.85	39.87	41.81	44.87	50.45	57.43	69.24	73.12	65.07	53.37	46.49	51.17	41.07	29.75	26.33	22.77	37.91	47.09
Minnesota Hub	0.72	-0.15	-0.89	-0.59	0.08	6.40	12.46	18.89	19.17	19.34	20.50	20.87	21.22	22.81	23.51	23.73	23.45	23.05	24.08	27.27	28.48	22.50	18.90	16.43	22.36	
Wisconsin PS	6.52	6.40	5.03	5.54	8.12	19.08	23.27	26.78	30.47	28.77	28.58	31.50	35.04	33.19	37.73	35.11	34.98	32.53	31.06	34.54	33.24	27.38	21.82	18.31	24.79	31.42
Cleared Load (GW)	47.3	47.7	47.5	47.9	50.2	59.9	63.9	68.2	71.5	74.2	77.5	78.7	79.2	80.4	80.5	80.3	79.8	78.1	77.5	78.0	75.9	70.9	64.2	5.7		



Preliminary Real-Time Prices with Forecasted and Actual System Load

Hour Ending:																									Avg. Hr \$	
	1	2	3	4	5	6	7	8	9	10	11	12	13	14	15	16	17	18	19	20	21	22	23	24	All	On Pk
Cinergy Hub	-35.36	-4.04	-60.22	-5.83	20.04	43.78	23.69	39.98	23.63	56.74	30.46	29.05	78.65	116.76	115.76	78.42	38.92	25.44	24.49	31.30	25.10	22.84	21.75	15.83	31.55	47.46
First Energy Hub	-38.29	-12.57	-66.32	-11.43	18.99	27.71	22.62	38.50	21.48	57.23	30.53	24.99	59.76	80.79	174.61	172.82	65.10	26.05	39.56	63.65	25.21	16.56	8.42	8.62	35.61	56.58
Illinois Hub	-34.63	-4.33	-89.55	-28.03	3.16	49.01	30.90	15.90	20.14	15.89	27.85	21.51	46.81	66.20	66.46	74.92	28.74	25.32	21.88	25.61	24.48	22.91	11.10	15.29	19.06	32.23
Michigan Hub	-36.12	-4.09	-63.84	-3.31	22.49	46.46	24.62	44.19	24.84	63.24	31.41	30.05	60.28	81.82	41.79	17.16	16.18	26.34	17.27	14.07	24.83	23.68	23.78	16.29	22.65	33.82
Minnesota Hub	-32.25	-4.17	-165.42	-26.99	1.90	2.34	13.66	13.45	18.75	14.24	27.52	20.01	34.56	-1.84	17.65	22.85	20.43	4.04	19.98	24.12	23.75	21.04	11.56	15.19	4.02	18.26
Wisconsin PS	-35.65	-4.60	-135.98	-34.10	-0.64	26.88	22.92	11.25	20.40	7.51	24.92	21.19	30.16	-53.51	-21.35	4.12	18.98	-11.57	21.33	24.72	25.28	22.15	8.84	15.59	0.37	9.65
Forecasted Load (GW)	52.4	50.7	49.8	49.8	51.7	56.4	61.0	64.3	67.2	70.0	72.4	74.3	75.9	77.1	77.8	78.1	77.8	76.3	74.7	74.9	73.7	69.2	63.3	58.3		
Forecast Error %	0.5%	1.2%	1.6%	1.9%	2.5%	3.7%	4.8%	4.7%	4.1%	3.9%	3.5%	3.5%	3.2%	3.0%	2.4%	1.9%	0.9%	0.7%	0.6%	1.2%	1.2%	0.7%	0.5%	0.6%		





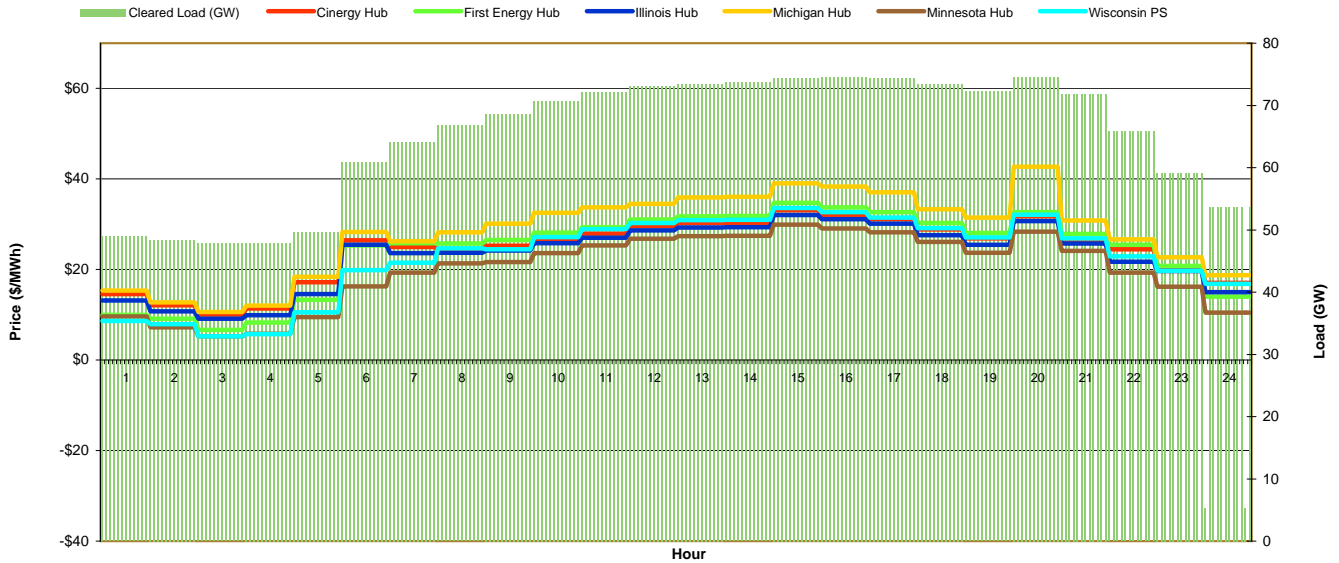
MISO Daily Report

Wednesday September 8, 2010

Price	<=0	>=100	>=200
Forecast Error %	0-4.9%	5-9.9%	>=10%

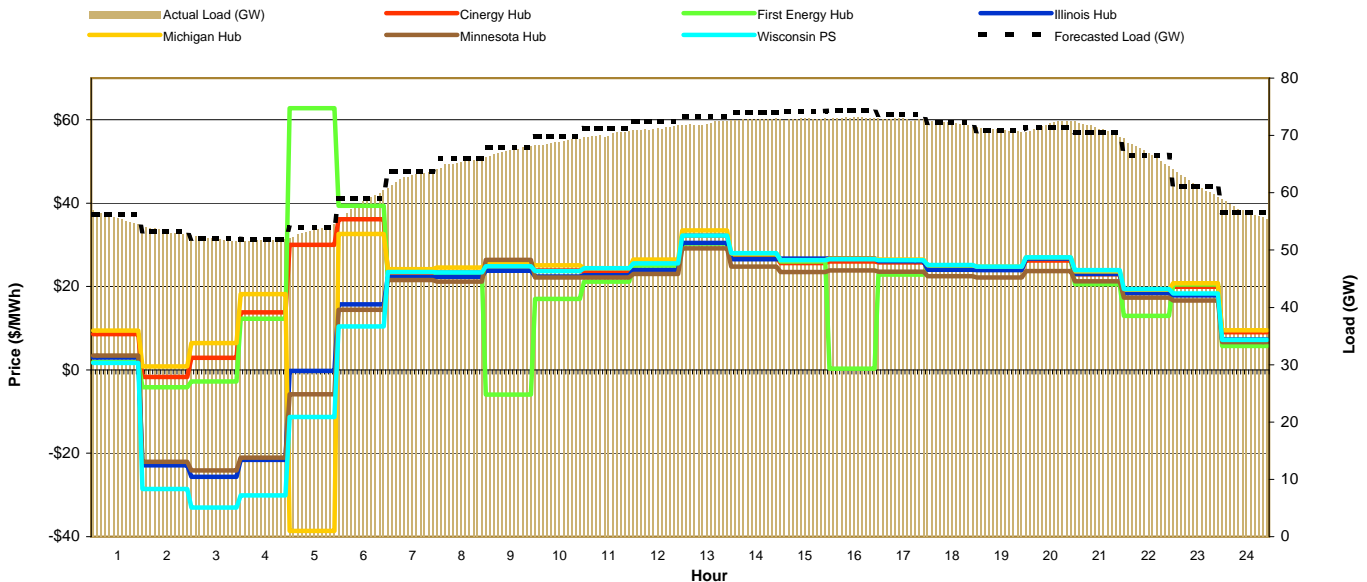
Day-Ahead Prices and Cleared Load

Hour Ending:																									Avg. Hr \$	
	1	2	3	4	5	6	7	8	9	10	11	12	13	14	15	16	17	18	19	20	21	22	23	24	All	On Pk
Cinergy Hub	14.57	12.13	10.05	11.36	17.18	26.42	24.99	24.56	25.26	26.77	27.95	29.59	30.26	30.31	33.08	32.13	31.14	28.87	26.86	31.77	26.58	24.49	20.40	17.02	24.32	28.13
First Energy Hub	9.96	9.11	6.64	8.31	13.27	25.35	25.82	25.76	26.51	28.12	29.36	31.06	31.78	31.83	34.73	33.74	32.70	30.25	28.11	32.69	27.90	25.45	20.83	14.02	24.30	29.43
Illinois Hub	13.13	10.77	9.14	9.94	14.58	25.44	23.64	23.67	24.21	25.80	27.05	28.65	29.30	29.34	32.03	31.10	30.15	27.58	25.43	30.72	25.74	21.69	19.67	14.97	23.07	27.01
Michigan Hub	15.32	12.74	10.59	12.04	18.40	28.31	26.22	28.23	30.16	32.56	33.71	34.50	35.93	36.05	39.05	38.34	37.04	33.34	31.49	42.69	30.81	26.64	22.72	18.77	28.15	33.33
Minnesota Hub	9.66	7.20	5.22	5.81	9.49	16.26	19.28	21.37	21.63	23.59	25.29	26.80	27.39	27.43	29.95	29.07	28.19	26.12	23.68	28.35	24.09	19.34	16.19	10.47	20.08	24.91
Wisconsin PS	8.67	7.95	5.28	5.71	10.55	19.85	21.49	24.69	24.48	27.14	28.94	30.26	30.88	30.95	33.62	32.66	31.48	29.13	27.07	32.11	26.86	22.93	19.73	16.83	22.88	28.31
Cleared Load (GW)	49.0	48.4	47.8	47.9	49.7	60.9	64.0	66.8	68.6	70.7	72.2	73.1	73.5	73.7	74.4	74.6	74.4	73.5	72.2	74.6	71.8	65.8	59.2	5.4		



Preliminary Real-Time Prices with Forecasted and Actual System Load

Hour Ending:																									Avg. Hr \$	
	1	2	3	4	5	6	7	8	9	10	11	12	13	14	15	16	17	18	19	20	21	22	23	24	All	On Pk
Cinergy Hub	8.59	-1.67	2.93	13.80	30.01	36.16	23.12	23.42	24.51	23.90	23.41	25.43	32.27	27.07	25.63	26.00	25.79	24.52	24.25	26.23	22.91	18.70	19.96	9.07	21.50	24.63
First Energy Hub	1.91	-4.18	-2.74	12.25	62.75	39.41	21.72	23.03	-5.94	17.04	21.19	25.03	30.35	27.76	26.05	0.28	22.88	24.93	24.63	26.76	20.56	12.93	20.51	5.78	18.95	19.87
Illinois Hub	2.95	-22.92	-25.64	-21.59	-0.22	15.71	22.28	22.33	23.82	22.43	22.73	23.96	30.44	26.53	26.73	26.76	26.12	23.99	23.96	26.67	23.00	18.43	17.87	7.30	15.15	24.11
Michigan Hub	9.42	0.87	6.42	18.21	-38.59	32.60	24.14	24.52	25.65	25.08	24.37	26.46	33.48	27.92	26.32	26.70	26.44	25.08	24.80	26.98	23.64	19.26	20.82	9.52	19.59	25.47
Minnesota Hub	3.44	-22.01	-24.13	-21.02	-5.87	14.42	21.54	21.21	26.42	22.20	22.17	23.01	29.16	24.77	23.48	23.58	22.45	22.15	23.69	21.24	17.31	16.63	6.69	14.02	22.71	
Wisconsin PS	1.69	-28.56	-32.99	-30.09	-11.26	10.40	23.47	23.41	24.87	23.69	24.38	25.55	32.24	28.00	26.32	26.52	26.36	25.14	24.83	27.02	23.93	19.44	18.34	7.21	14.16	25.00
Forecasted Load (GW)	56.3	53.2	52.0	51.9	53.9	58.9	63.7	66.0	67.9	69.7	71.3	72.4	73.4	74.0	74.3	74.3	73.6	72.2	70.8	71.3	70.5	66.6	61.1	56.5		
Forecast Error %	-1.7%	0.0%	-0.3%	-0.4%	-0.5%	-0.8%	-1.4%	-1.0%	-0.8%	-1.2%	-1.5%	-1.6%	-1.8%	-1.7%	-1.9%	-1.7%	-1.1%	-0.2%	0.1%	0.8%	0.5%	0.0%	0.0%	0.4%		





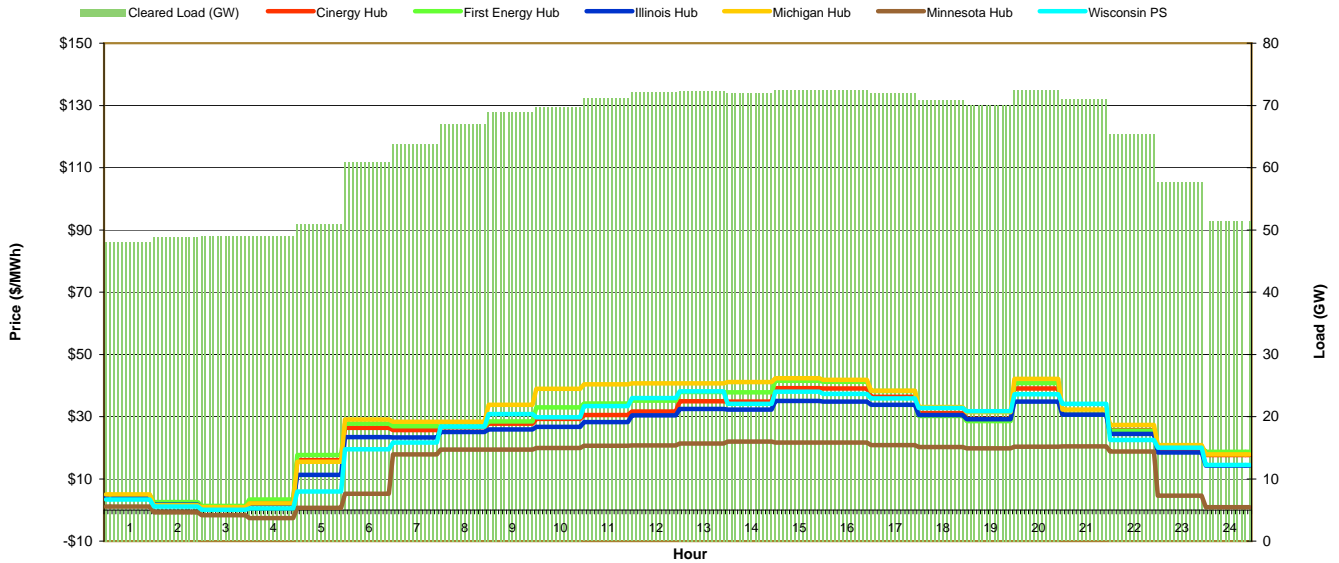
MISO Daily Report

Thursday September 9, 2010

Price	<=0	>=100	>=200
Forecast Error %	0-4.9%	5-9.9%	>=10%

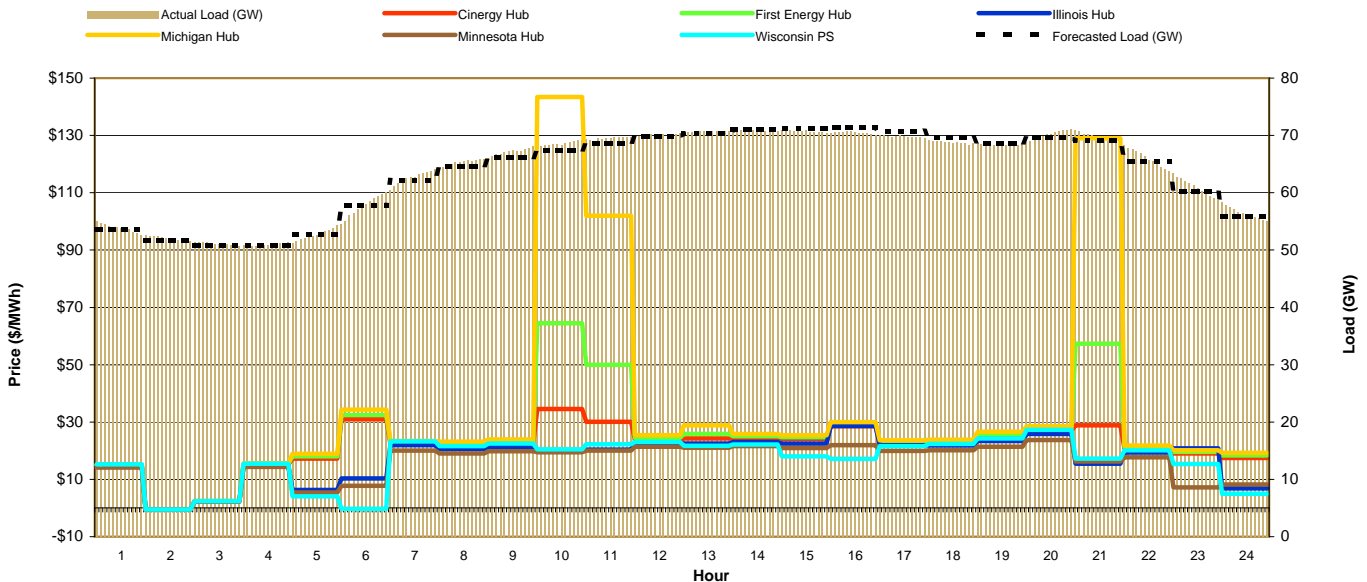
Day-Ahead Prices and Cleared Load

Hour Ending:																									Avg. Hr \$		
	1	2	3	4	5	6	7	8	9	10	11	12	13	14	15	16	17	18	19	20	21	22	23	24	All	On Pk	
Cinergy Hub	4.58	1.95	0.99	2.60	16.04	26.45	25.65	26.63	27.75	29.32	30.56	31.61	34.95	34.81	39.13	39.00	36.33	31.13	29.29	39.00	30.62	25.69	19.53	17.63	25.05	31.58	
First Energy Hub	4.69	2.55	1.27	3.36	17.67	27.74	26.87	26.77	28.44	33.00	34.25	35.12	37.88	37.82	41.48	41.22	38.27	30.24	28.51	40.81	30.66	25.45	20.28	18.67	26.38	33.14	
Illinois Hub	4.09	1.68	0.68	1.88	11.24	23.39	23.36	25.11	25.91	26.75	28.28	30.38	32.51	32.31	35.02	34.79	33.80	30.50	29.22	34.85	30.57	24.41	18.48	14.28	23.06	29.56	
Michigan Hub	4.97	1.52	0.85	2.17	15.53	29.09	28.38	28.37	33.82	38.99	40.39	40.70	41.11	42.36	41.86	38.31	33.08	31.46	42.18	32.22	27.36	20.84	17.83	28.09	28.09	35.86	
Minnesota Hub	1.11	-0.74	-1.71	-2.62	0.73	5.19	17.91	19.37	19.44	19.92	20.63	20.77	21.32	22.02	21.70	21.70	20.87	20.28	19.84	20.31	20.47	18.81	4.59	0.88	13.87	19.50	
Wisconsin PS	3.39	1.11	0.05	0.53	5.98	19.56	21.62	26.78	30.80	29.75	33.44	35.95	38.16	34.15	37.98	37.35	35.86	32.80	31.77	37.24	34.12	22.47	20.03	14.51	24.39	32.41	
Cleared Load (GW)	48.1	48.9	48.9	49.0	51.0	60.9	63.7	67.1	68.9	69.7	71.1	72.1	72.3	72.0	72.6	72.5	72.0	70.9	70.0	72.5	70.9	65.3	57.7	5.1			



Preliminary Real-Time Prices with Forecasted and Actual System Load

Hour Ending:																									Avg. Hr \$	
	1	2	3	4	5	6	7	8	9	10	11	12	13	14	15	16	17	18	19	20	21	22	23	24	All	On Pk
Cinergy Hub	14.72	-0.48	2.34	15.11	17.21	30.96	22.29	21.82	22.52	34.54	30.05	23.71	24.23	24.44	24.14	28.52	22.54	22.82	25.21	26.91	28.91	20.66	19.07	17.52	21.66	25.01
First Energy Hub	15.00	-0.49	2.36	15.46	18.00	32.41	22.90	22.48	23.20	64.51	49.95	24.50	25.83	25.11	24.72	29.17	22.97	23.22	25.77	27.67	57.29	21.29	19.54	18.34	25.47	30.45
Illinois Hub	14.43	-0.47	2.29	14.78	6.29	10.37	21.88	20.54	21.38	19.55	20.37	22.72	22.48	23.01	22.47	28.60	21.90	21.83	23.43	25.89	15.47	19.32	20.81	6.86	17.76	21.86
Michigan Hub	15.13	-0.47	2.42	15.59	18.95	34.33	23.35	23.13	23.93	143.46	102.02	25.45	28.89	25.87	25.43	29.94	23.57	23.85	26.58	28.48	128.97	21.81	20.15	19.22	34.59	43.85
Minnesota Hub	14.12	-0.55	2.30	14.31	5.43	7.80	20.07	19.02	19.84	19.45	20.09	21.33	21.04	21.61	20.96	21.93	19.88	20.13	21.36	23.68	16.19	17.73	7.19	8.24	15.96	19.46
Wisconsin PS	15.27	-0.54	2.43	15.47	4.08	-0.32	23.24	21.57	22.52	20.53	22.31	23.10	21.68	22.13	18.01	17.11	21.57	22.43	24.31	27.34	17.20	20.14	15.36	4.98	16.74	21.08
Forecasted Load (GW)	53.6	51.7	50.8	50.8	52.8	57.8	62.2	64.6	66.1	67.4	68.6	69.7	70.3	71.0	71.2	71.4	70.7	69.6	68.5	69.6	69.1	65.4	60.3	55.9		
Forecast Error %	0.1%	0.3%	0.4%	0.3%	0.2%	0.6%	1.1%	1.1%	1.7%	1.8%	1.3%	0.6%	0.4%	-0.3%	-0.9%	-1.4%	-1.5%	-1.3%	-0.4%	1.0%	0.6%	0.2%	0.4%	0.6%		





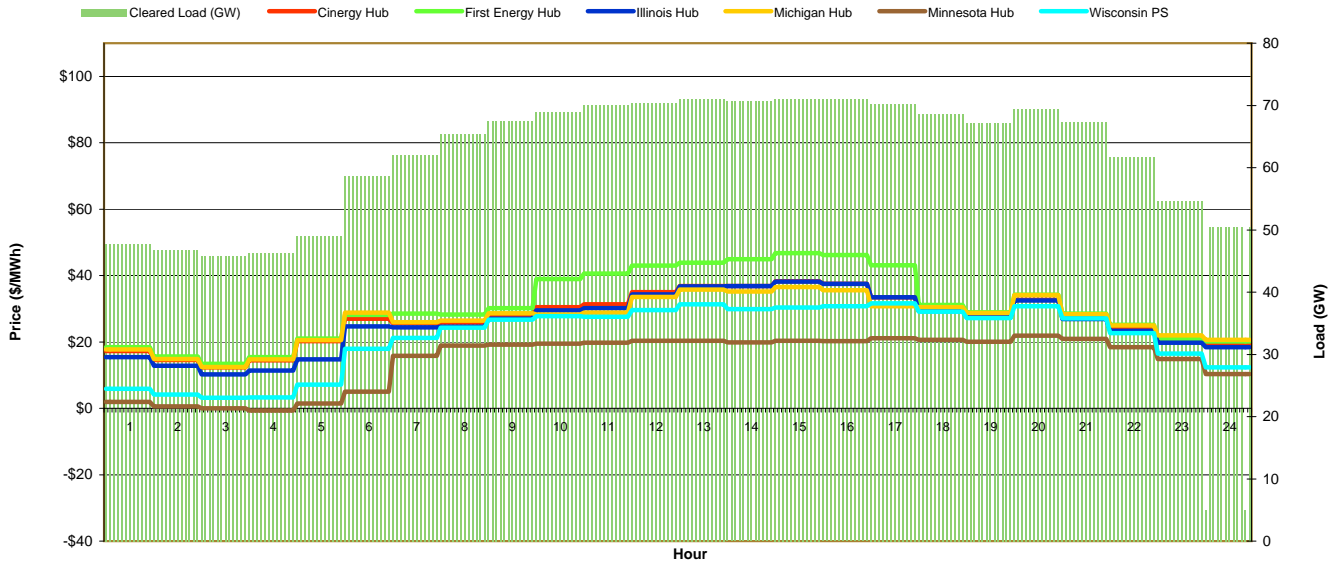
MISO Daily Report

Friday September 10, 2010

Price	<=0	>=100	>=200
Forecast Error %	0-4.9%	5-9.9%	>=10%

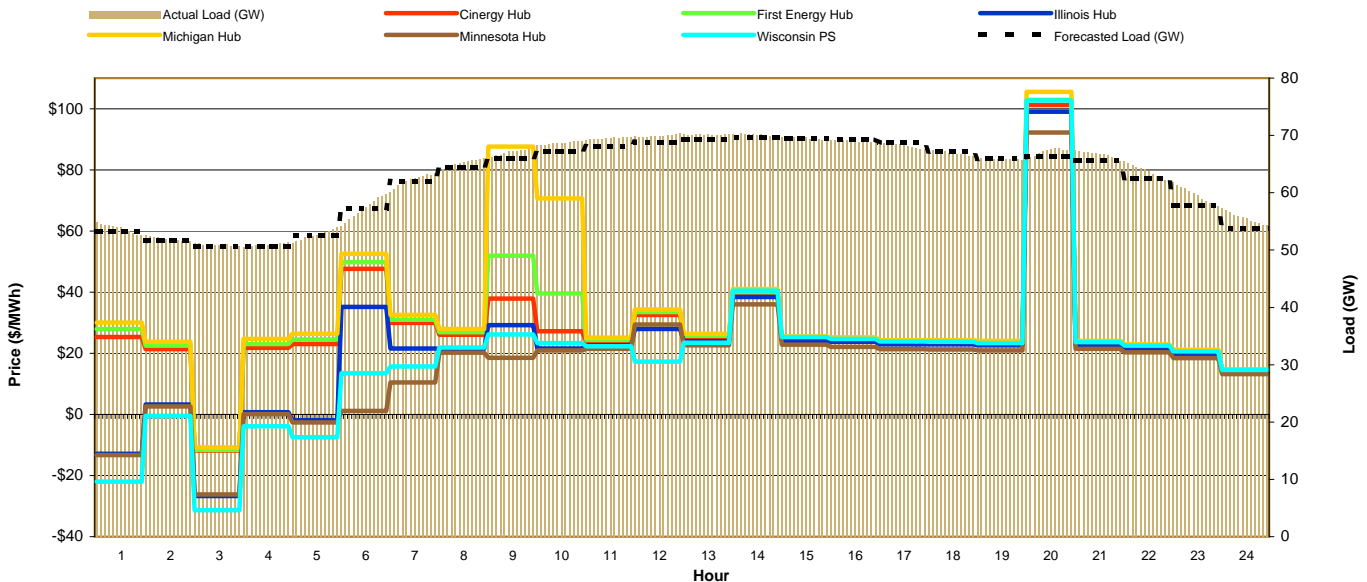
Day-Ahead Prices and Cleared Load

Hour Ending:																									Avg. Hr \$	
	1	2	3	4	5	6	7	8	9	10	11	12	13	14	15	16	17	18	19	20	21	22	23	24	All	On Pk
Cinergy Hub	17.27	14.56	12.32	14.48	20.22	27.00	25.63	25.88	27.93	30.48	31.36	35.01	36.84	36.81	38.23	37.48	33.44	29.41	27.62	32.71	27.22	24.00	20.55	19.53	26.92	30.94
First Energy Hub	18.38	15.65	13.37	15.44	21.01	28.11	28.52	28.22	30.21	38.99	40.60	42.97	43.86	44.97	46.75	46.21	43.13	31.16	28.90	34.21	28.50	25.12	20.96	20.19	30.64	35.92
Illinois Hub	15.42	12.85	10.18	11.37	14.77	24.72	24.43	24.59	26.98	29.51	30.15	34.34	36.74	36.79	38.17	37.55	33.48	29.28	27.38	32.49	26.94	23.30	19.78	18.38	25.82	30.47
Michigan Hub	17.70	14.85	12.41	14.71	20.50	28.79	25.93	26.44	28.61	28.29	28.87	33.53	35.81	35.19	36.51	35.58	30.80	30.44	28.75	34.13	28.36	24.98	21.99	20.67	26.83	30.52
Minnesota Hub	1.89	0.54	-0.02	-0.66	1.41	5.01	15.81	18.93	19.22	19.45	19.73	20.35	20.35	19.87	20.35	20.25	21.12	20.67	20.02	21.91	20.89	18.40	14.85	10.31	14.61	19.77
Wisconsin PS	5.91	4.18	3.16	3.28	7.11	17.96	21.22	24.26	26.69	27.81	27.55	29.58	31.34	29.85	30.36	30.73	31.59	29.09	27.20	30.78	27.08	22.71	16.51	12.34	21.59	27.69
Cleared Load (GW)	47.8	46.7	45.9	46.3	49.0	58.7	62.0	65.3	67.6	68.9	70.1	70.4	71.0	70.7	71.0	71.0	70.2	68.6	67.2	69.4	67.4	61.7	54.7	5.0		



Preliminary Real-Time Prices with Forecasted and Actual System Load

Hour Ending:																									Avg. Hr \$	
	1	2	3	4	5	6	7	8	9	10	11	12	13	14	15	16	17	18	19	20	21	22	23	24	All	On Pk
Cinergy Hub	25.34	21.33	-11.81	21.78	23.03	47.66	29.88	26.05	37.89	27.25	23.70	32.55	25.05	38.99	24.44	24.17	23.35	23.38	23.14	101.24	23.15	22.04	20.30	14.23	27.84	31.04
First Energy Hub	27.95	22.48	-11.66	23.06	24.45	49.77	30.93	26.93	51.91	39.54	24.38	33.49	25.74	39.96	24.98	24.63	23.72	23.72	23.50	102.92	23.51	22.45	20.78	14.60	29.74	33.26
Illinois Hub	-12.88	3.24	-26.73	0.72	-1.88	35.19	21.58	21.40	29.19	21.53	22.60	27.96	24.00	38.44	24.11	23.75	22.92	22.90	22.60	98.98	22.71	21.60	19.82	13.88	20.73	29.03
Michigan Hub	30.01	23.79	-10.83	24.64	26.33	52.57	32.54	27.98	87.55	70.69	25.07	34.32	26.41	41.01	25.57	25.23	24.23	24.28	24.01	105.47	24.08	22.95	21.10	14.68	33.49	38.12
Minnesota Hub	-13.31	2.65	-26.14	0.06	-2.64	1.15	10.48	20.24	18.55	20.87	21.40	29.37	22.62	36.02	22.80	22.07	21.36	21.27	20.90	92.24	21.45	20.32	18.43	13.22	17.31	26.87
Wisconsin PS	-21.95	-0.52	-31.36	-3.90	-7.42	13.54	15.65	21.84	26.12	23.28	22.32	17.26	23.43	40.55	25.30	24.74	23.85	23.74	23.31	102.64	23.67	22.46	20.57	14.51	18.48	29.07
Forecasted Load (GW)	53.3	51.6	50.6	50.6	52.5	57.4	62.0	64.4	66.0	67.2	68.0	68.8	69.4	69.6	69.5	69.3	68.7	67.2	65.9	66.3	65.6	62.4	57.8	53.8		
Forecast Error %	0.3%	0.3%	0.2%	0.6%	0.4%	0.5%	0.6%	1.3%	1.8%	2.1%	2.1%	1.6%	1.0%	0.6%	-0.1%	-0.6%	-1.0%	-0.5%	-0.1%	1.2%	1.3%	1.5%	2.3%	2.9%		





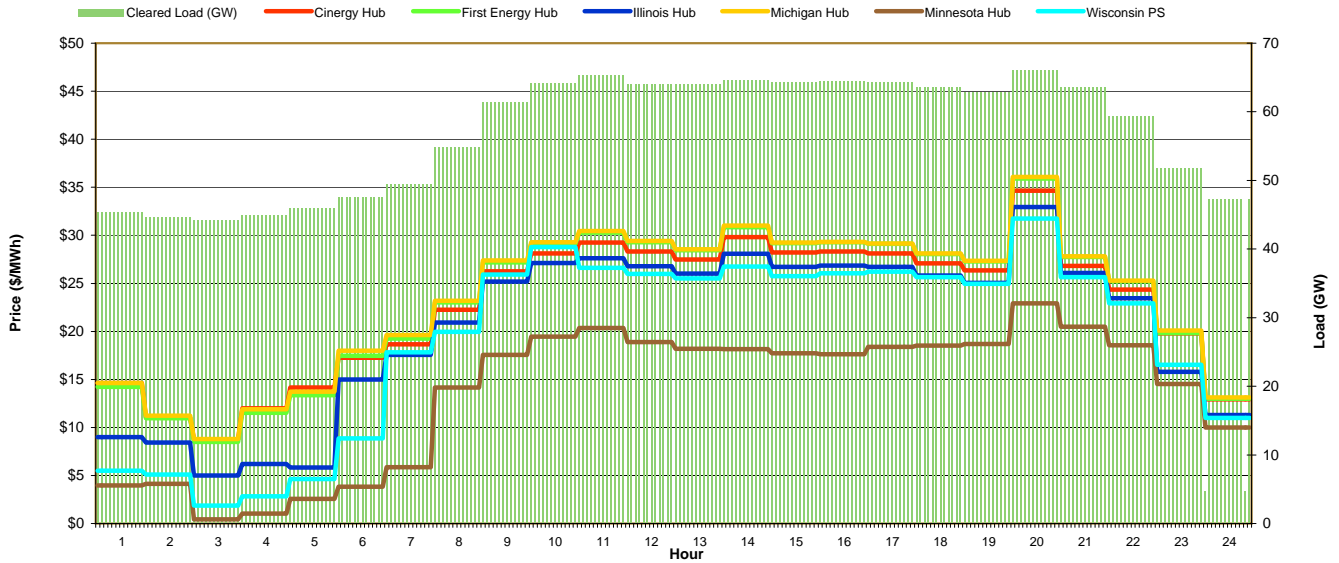
MISO Daily Report

Saturday September 11, 2010

Price	<=0	>=100	>=200
Forecast Error %	0-4.9%	5-9.9%	>=10%

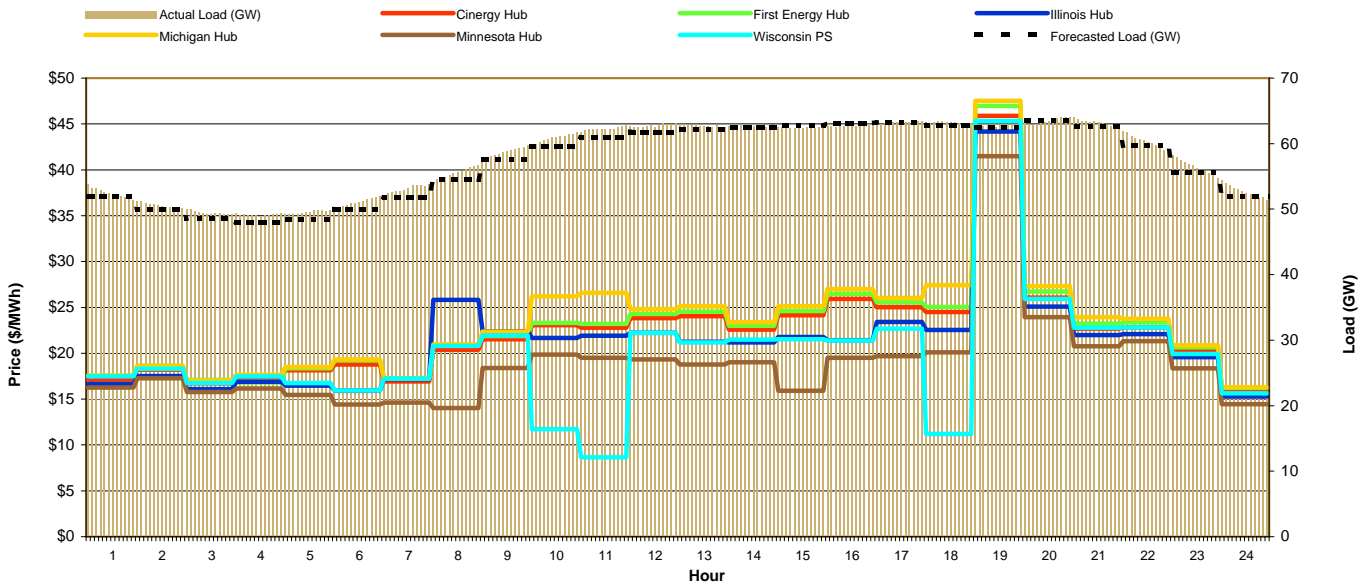
Day-Ahead Prices and Cleared Load

Hour Ending:																									Avg. Hr \$	
	1	2	3	4	5	6	7	8	9	10	11	12	13	14	15	16	17	18	19	20	21	22	23	24	All	On Pk
Cinergy Hub	14.63	11.03	8.76	12.00	14.15	17.27	18.66	22.24	26.26	28.11	29.24	28.30	27.48	29.81	28.21	28.31	28.13	27.09	26.34	34.66	26.81	24.36	19.79	12.93	22.69	27.20
First Energy Hub	14.24	10.96	8.50	11.52	13.35	17.46	19.27	23.02	27.19	29.10	30.27	29.29	28.44	30.84	29.18	29.28	29.10	28.04	27.27	35.90	27.76	25.22	19.83	13.00	23.25	28.11
Illinois Hub	9.00	8.42	5.00	6.19	5.82	15.00	17.55	20.91	25.19	27.10	27.60	26.77	26.02	28.07	26.70	26.84	26.72	25.82	25.05	32.94	26.09	23.44	15.80	11.30	20.39	25.69
Michigan Hub	14.63	11.22	8.79	11.89	13.74	18.00	19.61	23.20	27.39	29.29	30.43	29.42	28.56	31.02	29.25	29.30	29.15	28.10	27.34	36.06	27.80	25.27	20.07	13.14	23.44	28.23
Minnesota Hub	3.96	4.12	0.44	1.04	2.57	3.82	5.85	14.16	17.54	19.45	20.34	18.88	18.19	18.16	17.71	17.62	18.39	18.52	18.70	22.91	20.49	18.55	14.53	10.00	13.58	18.38
Wisconsin PS	5.51	5.09	1.88	2.84	4.64	8.87	17.83	19.96	25.93	28.79	26.62	26.00	25.51	26.74	25.76	26.07	26.21	25.66	24.95	31.75	25.66	22.91	16.52	10.99	19.28	25.31
Cleared Load (GW)	45.4	44.7	44.2	44.9	45.9	47.5	49.4	54.9	61.4	64.2	65.3	64.1	64.1	64.6	64.4	64.5	64.4	63.6	63.0	66.1	63.6	59.3	51.8	4.7		



Preliminary Real-Time Prices with Forecasted and Actual System Load

Hour Ending:																									Avg. Hr \$	
	1	2	3	4	5	6	7	8	9	10	11	12	13	14	15	16	17	18	19	20	21	22	23	24	All	On Pk
Cinergy Hub	17.14	18.22	16.70	17.37	18.14	18.76	16.93	20.38	21.54	23.07	22.78	23.82	24.03	22.58	24.15	25.91	25.02	24.51	45.90	26.08	22.69	22.81	20.19	15.84	22.27	24.72
First Energy Hub	17.56	18.64	17.08	16.83	18.35	19.22	17.26	20.82	21.89	23.32	23.21	24.28	24.54	22.98	24.60	26.47	25.53	25.05	46.97	26.71	23.25	23.38	20.67	16.23	22.70	25.23
Illinois Hub	16.64	17.52	16.08	16.89	16.46	15.94	17.17	25.83	22.41	21.68	21.92	22.22	21.24	21.17	21.76	21.41	23.40	22.53	44.18	25.09	21.99	22.09	19.58	15.30	21.27	23.66
Michigan Hub	17.54	18.62	17.03	17.65	18.51	19.32	17.25	20.98	22.35	26.22	26.58	24.80	25.12	23.38	25.11	27.01	26.03	27.44	47.52	27.31	23.92	23.76	20.85	16.31	23.36	26.15
Minnesota Hub	16.27	17.27	15.78	16.16	15.47	14.40	14.63	14.02	18.38	19.87	19.49	19.34	18.78	19.00	15.91	19.51	19.67	20.10	41.47	23.94	20.75	21.33	18.37	14.43	18.93	20.62
Wisconsin PS	17.48	18.33	16.76	17.47	16.76	15.96	17.22	20.79	21.95	11.74	8.65	22.24	21.18	21.49	21.54	21.39	22.68	11.20	45.34	25.94	22.78	22.84	19.93	15.63	19.88	21.35
Forecasted Load (GW)	51.9	49.9	48.6	48.0	48.4	50.0	51.8	54.4	57.5	59.5	61.0	61.8	62.2	62.5	62.7	63.1	63.2	62.7	62.5	63.6	62.6	59.7	55.6	51.9		
Forecast Error %	0.7%	1.1%	1.6%	2.4%	2.4%	2.4%	2.7%	2.4%	2.2%	2.4%	1.6%	0.9%	0.1%	-0.4%	-0.5%	0.0%	0.7%	0.5%	-0.1%	0.6%	0.6%	0.9%	1.2%			





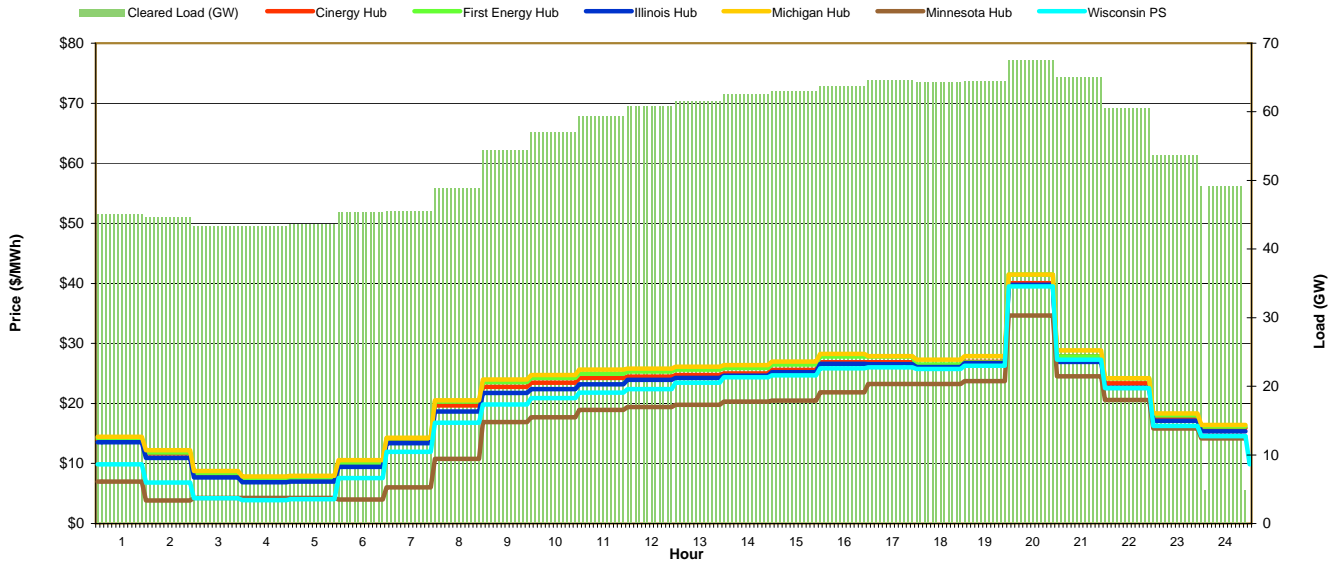
MISO Daily Report

Sunday September 12, 2010

Price	<=0	>=100	>=200
Forecast Error %	0-4.9%	5-9.9%	>=10%

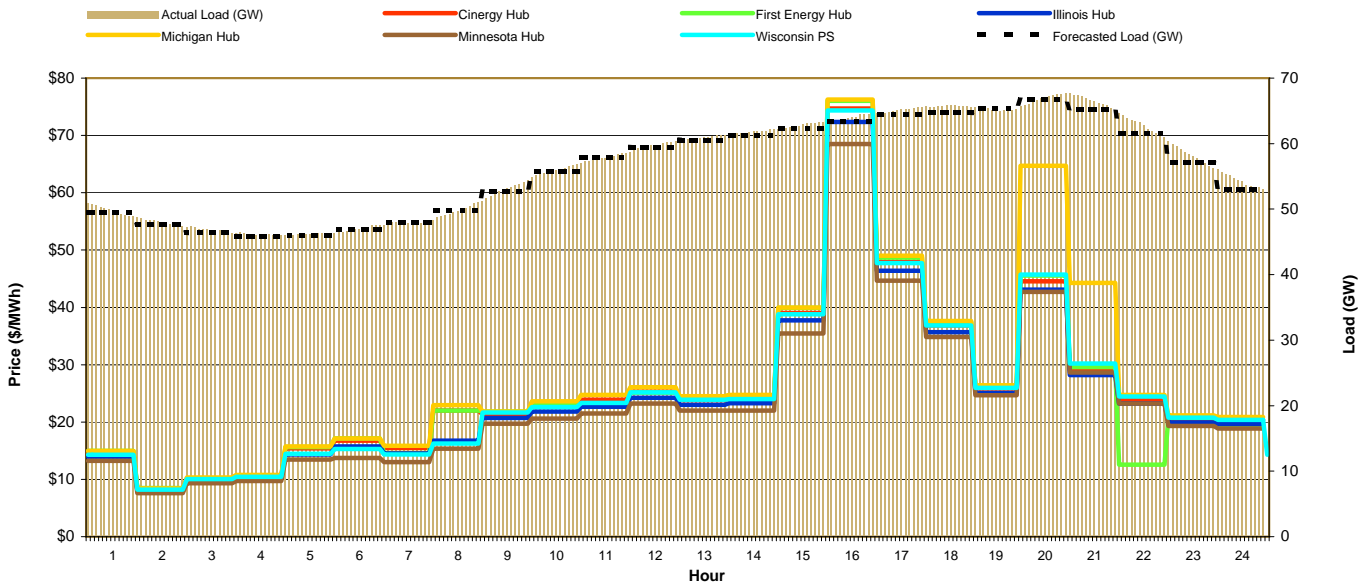
Day-Ahead Prices and Cleared Load

Hour Ending:																									Avg. Hr \$	
	1	2	3	4	5	6	7	8	9	10	11	12	13	14	15	16	17	18	19	20	21	22	23	24	All	On Pk
Cinergy Hub	13.98	11.67	8.29	7.38	7.50	9.94	13.76	19.68	22.77	23.44	24.27	24.47	24.75	25.01	25.59	26.86	26.84	26.33	26.92	40.05	27.81	23.34	17.71	15.88	20.59	25.37
First Energy Hub	14.19	11.84	8.43	7.51	7.63	10.11	14.19	20.33	23.58	24.27	24.94	25.34	25.63	25.90	26.50	27.81	27.80	26.48	26.80	41.48	27.81	24.18	18.03	16.17	21.12	26.06
Illinois Hub	13.55	10.90	7.69	6.90	7.00	9.43	13.37	18.68	21.74	22.40	23.20	23.94	24.26	24.63	25.21	26.60	26.56	26.07	26.69	39.78	26.90	22.58	17.12	15.35	20.02	24.77
Michigan Hub	14.45	12.19	8.74	7.82	7.92	10.54	14.31	20.54	23.96	24.73	25.61	25.77	26.12	26.40	26.97	28.27	27.89	27.29	27.90	41.46	28.81	24.22	18.32	16.43	21.53	26.52
Minnesota Hub	7.00	3.83	4.24	4.29	4.28	4.02	6.00	10.75	16.92	17.68	18.92	19.39	19.78	20.29	20.47	21.84	23.26	23.23	23.74	34.62	24.53	20.58	15.83	14.19	15.82	20.74
Wisconsin PS	9.86	6.82	4.23	3.91	4.06	7.57	11.93	16.77	19.85	20.91	21.80	22.39	23.48	24.37	24.70	25.88	26.03	25.75	26.30	39.48	27.28	22.55	16.28	14.53	18.61	23.99
Cleared Load (GW)	45.0	44.7	43.4	43.4	43.6	45.4	45.5	48.9	54.4	57.1	59.5	60.9	61.5	62.6	63.1	63.8	64.6	64.3	64.5	67.5	65.1	60.6	53.7	4.9		



Preliminary Real-Time Prices with Forecasted and Actual System Load

Hour Ending:																									Avg. Hr \$	
	1	2	3	4	5	6	7	8	9	10	11	12	13	14	15	16	17	18	19	20	21	22	23	24	All	On Pk
Cinergy Hub	14.62	8.28	10.15	10.58	15.41	16.73	15.49	22.01	21.30	22.85	23.90	25.29	23.85	24.10	39.05	74.69	47.92	36.85	25.84	44.57	28.99	23.81	20.53	20.36	25.72	31.60
First Energy Hub	14.96	8.47	9.51	10.27	15.65	17.16	14.59	22.02	21.81	23.03	23.05	25.13	24.44	24.68	39.91	76.05	48.67	37.41	26.28	45.53	29.61	12.56	20.69	19.40	25.45	31.30
Illinois Hub	13.95	8.03	9.85	10.26	14.33	15.73	14.49	16.74	20.73	21.85	22.64	24.22	22.99	23.26	37.75	72.33	46.40	35.70	25.08	43.08	28.21	23.22	19.91	19.65	24.60	30.26
Michigan Hub	14.95	8.42	10.31	10.75	15.73	17.12	15.84	22.95	21.85	23.62	24.74	26.09	24.50	24.73	40.00	76.27	48.99	37.64	26.41	64.72	44.25	24.72	21.17	20.87	27.78	34.54
Minnesota Hub	13.23	7.59	9.30	9.71	13.48	13.74	12.98	15.36	19.68	20.59	21.48	23.20	21.98	21.97	35.47	68.49	44.64	34.83	24.68	42.69	28.64	23.23	19.33	18.86	23.55	29.14
Wisconsin PS	14.27	8.21	10.06	10.46	14.47	15.30	14.34	16.24	21.65	22.62	23.31	25.16	23.87	24.01	38.81	74.37	47.73	36.85	25.96	45.71	30.20	24.47	20.77	20.37	25.38	31.36
Forecasted Load (GW)	49.4	47.6	46.4	45.9	46.0	47.0	47.9	49.7	52.7	55.7	57.9	59.5	60.5	61.3	62.2	63.4	64.4	64.7	65.4	66.7	65.2	61.6	57.1	53.0		
Forecast Error %	0.5%	0.7%	0.8%	0.6%	0.5%	0.2%	0.1%	0.4%	1.0%	0.7%	0.1%	0.6%	0.7%	0.8%	1.1%	1.0%	1.1%	1.5%	-0.2%	0.5%	1.7%	1.5%	1.5%	-6.7%		





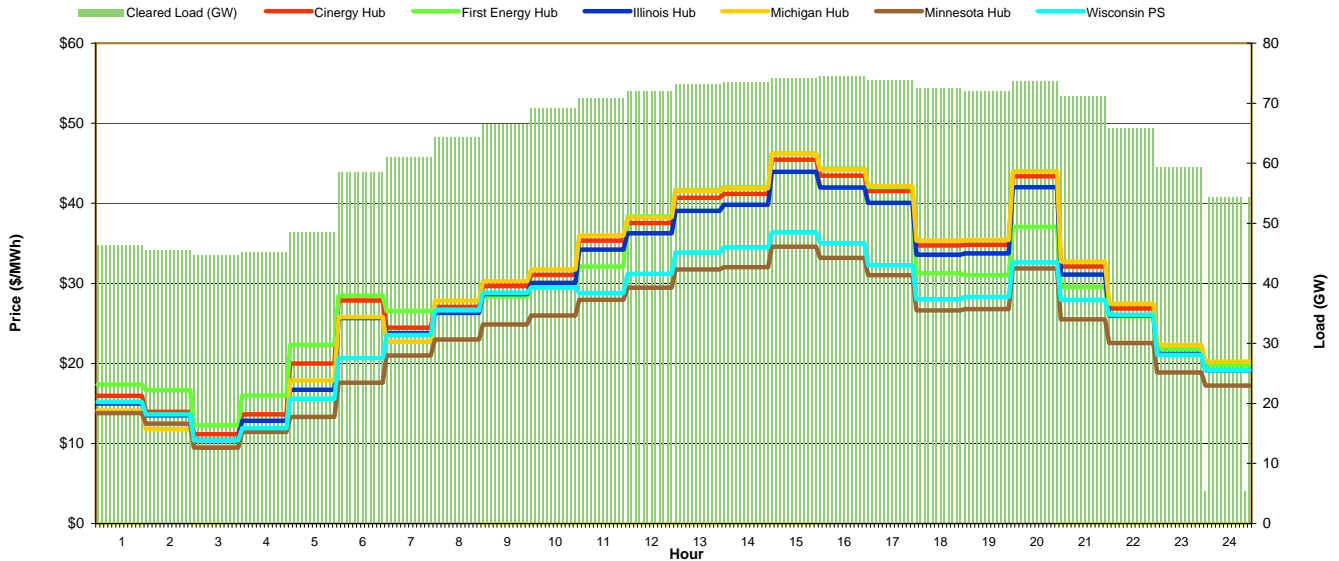
MISO Daily Report

Monday September 13, 2010

Price	<=0	>=100	>=200
Forecast Error %	0-4.9%	5-9.9%	>=10%

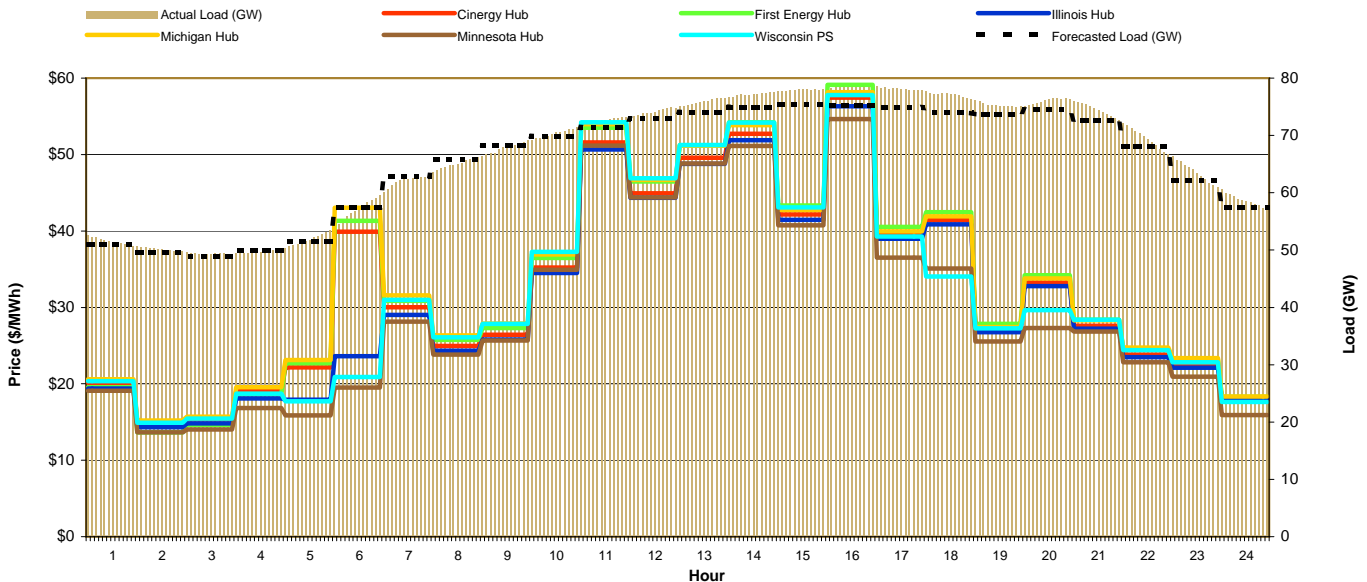
Day-Ahead Prices and Cleared Load

Hour Ending:																									Avg. Hr \$	
	1	2	3	4	5	6	7	8	9	10	11	12	13	14	15	16	17	18	19	20	21	22	23	24	All	On Pk
Cinergy Hub	15.94	13.95	11.14	13.64	20.00	27.86	24.47	27.06	29.65	31.07	35.35	37.52	40.70	41.17	45.43	43.47	41.53	34.73	34.83	43.39	32.11	26.87	21.91	19.80	29.73	35.42
First Energy Hub	17.33	16.67	12.26	15.97	22.32	28.47	26.53	26.70	28.34	29.48	32.08	38.32	41.66	42.00	46.19	44.32	42.04	31.25	31.01	37.07	29.54	25.91	21.81	19.79	29.46	34.23
Illinois Hub	15.00	13.50	10.42	12.83	16.70	25.67	23.80	26.31	28.68	30.06	34.21	36.27	39.04	39.81	43.93	41.99	40.05	33.59	33.72	42.03	31.09	26.00	21.18	19.14	28.54	34.25
Michigan Hub	14.11	11.80	9.52	11.72	17.88	25.79	22.72	27.84	30.25	31.75	35.98	38.26	41.56	41.88	46.16	44.20	42.14	35.35	35.43	44.00	32.72	27.47	22.31	20.23	29.63	36.08
Minnesota Hub	13.80	12.49	9.49	11.43	13.32	17.58	20.98	22.99	24.87	25.99	27.93	29.45	31.74	32.03	34.57	33.17	31.01	26.64	26.78	31.84	25.49	22.53	18.88	17.21	23.43	27.87
Wisconsin PS	15.20	13.63	10.40	11.91	15.61	20.68	23.53	26.61	28.83	29.52	28.77	31.19	33.86	34.50	36.36	35.04	32.26	28.03	28.30	32.61	27.94	26.07	21.07	19.16	25.46	30.06
Cleared Load (GW)	46.4	45.6	44.8	45.1	48.6	58.5	61.0	64.3	66.6	69.1	70.8	72.0	73.2	73.6	74.1	74.5	73.9	72.6	72.1	73.8	71.2	65.8	59.5	5.4		



Preliminary Real-Time Prices with Forecasted and Actual System Load

Hour Ending:																									Avg. Hr \$	
	1	2	3	4	5	6	7	8	9	10	11	12	13	14	15	16	17	18	19	20	21	22	23	24	All	On Pk
Cinergy Hub	20.16	14.89	15.36	19.10	22.17	39.91	30.03	24.94	26.42	35.21	51.58	44.94	49.57	52.70	42.16	57.44	39.47	41.39	27.10	33.26	27.58	23.83	22.59	17.84	32.49	37.51
First Energy Hub	19.57	13.66	14.61	18.64	22.71	41.31	30.86	25.75	27.31	36.48	53.53	46.47	51.20	54.21	43.33	59.10	40.55	42.46	27.85	34.20	28.39	24.50	23.15	18.30	33.26	38.66
Illinois Hub	19.39	14.33	14.82	18.09	17.92	23.60	29.02	24.31	25.78	34.49	50.68	44.32	48.78	51.89	41.47	56.31	38.97	40.85	26.75	32.79	27.23	23.47	22.10	18.09	31.06	36.89
Michigan Hub	20.58	15.20	15.71	19.57	23.10	43.05	31.59	26.32	27.88	36.94	53.99	46.68	51.15	53.84	42.76	58.14	39.93	41.90	27.41	33.78	28.32	24.76	23.37	18.32	33.51	38.57
Minnesota Hub	19.08	13.64	14.02	16.85	15.86	19.53	28.15	23.81	25.68	34.92	51.15	44.40	48.82	51.12	40.76	54.63	36.53	35.08	25.53	27.29	26.85	22.84	20.93	15.92	29.72	35.65
Wisconsin PS	20.35	14.92	15.44	18.73	17.72	20.90	31.00	26.10	27.83	37.28	54.22	46.88	51.24	54.18	43.08	57.79	39.26	34.02	27.25	29.64	28.40	24.42	22.82	17.62	31.71	37.77
Forecasted Load (GW)	51.0	49.6	49.0	49.9	51.5	57.4	62.9	65.8	68.2	69.9	71.5	72.9	74.0	74.9	75.4	75.3	74.9	73.9	73.6	74.5	72.6	68.0	62.2	57.4		
Forecast Error %	0.9%	0.9%	0.8%	-0.3%	1.1%	0.1%	-0.9%	-0.9%	-0.3%	0.8%	1.7%	1.8%	2.6%	3.0%	3.3%	4.1%	4.1%	4.0%	2.2%	2.1%	2.1%	1.5%	2.0%			





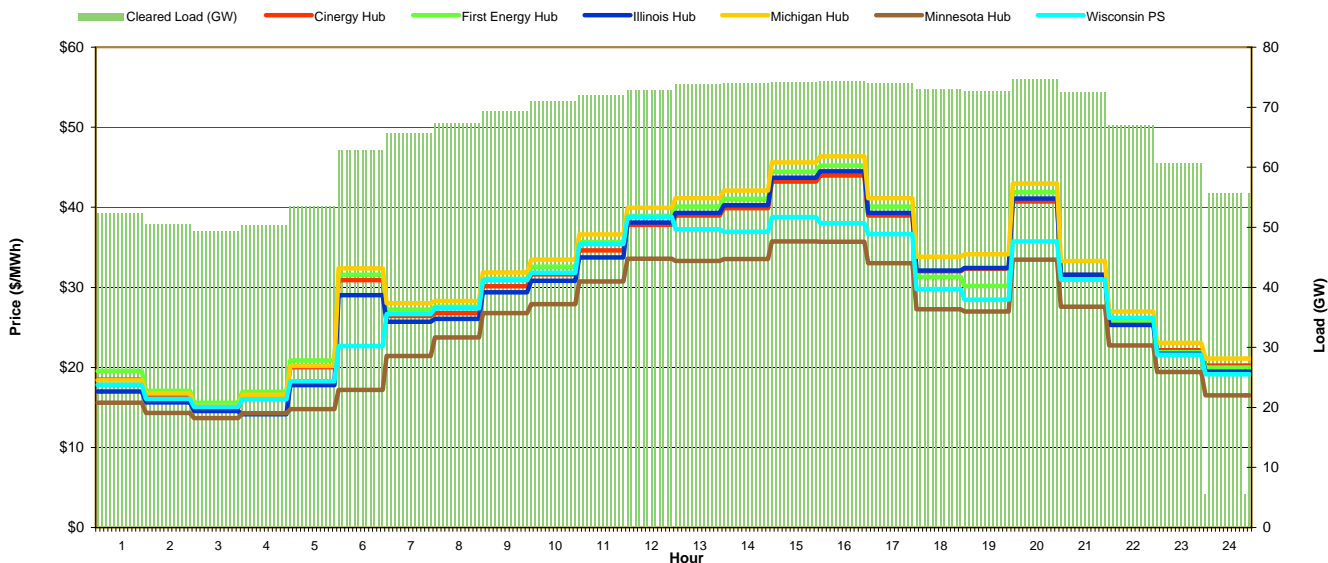
MISO Daily Report

Tuesday September 14, 2010

Price	<=0	>=100	>=200
Forecast Error %	0-4.9%	5-9.9%	>=10%

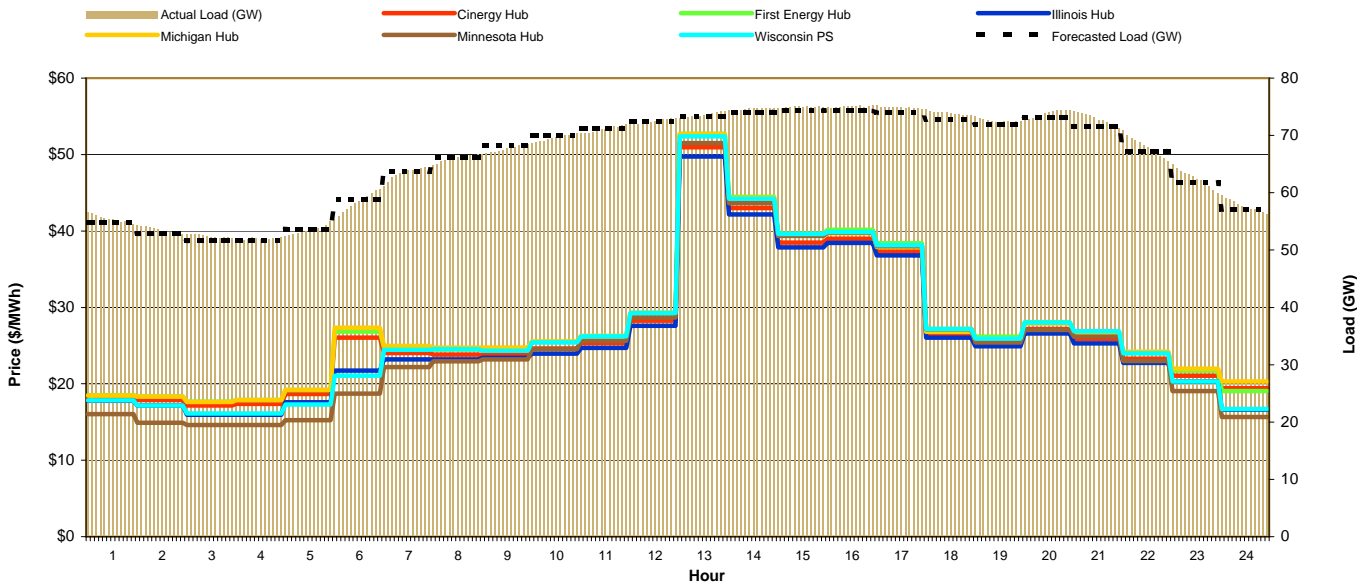
Day-Ahead Prices and Cleared Load

Hour Ending:																									Avg. Hr \$	
	1	2	3	4	5	6	7	8	9	10	11	12	13	14	15	16	17	18	19	20	21	22	23	24	All	On Pk
Cinergy Hub	18.46	16.40	14.92	16.52	20.02	30.89	26.43	26.77	30.15	31.63	34.62	37.81	38.96	39.90	43.22	43.97	38.96	32.03	32.34	40.72	31.54	25.52	22.14	20.21	29.76	34.39
First Energy Hub	19.53	17.07	15.60	16.93	20.87	31.59	27.23	27.57	31.05	32.57	35.65	38.93	40.10	41.06	44.47	45.22	40.09	31.31	30.16	41.88	30.98	25.71	21.89	20.00	30.31	34.92
Illinois Hub	17.00	15.63	14.56	14.14	17.78	29.04	25.70	26.08	29.38	30.82	33.73	38.09	39.28	40.25	43.71	44.48	39.28	32.08	32.42	41.11	31.59	25.31	21.72	19.46	29.28	34.33
Michigan Hub	18.38	16.75	15.22	16.60	20.18	32.37	28.04	28.31	31.87	33.44	36.60	39.95	41.12	42.10	45.59	46.37	41.12	33.82	34.12	42.99	33.31	26.97	23.05	21.10	31.22	36.30
Minnesota Hub	15.57	14.33	13.67	14.26	14.78	17.17	21.44	23.76	26.77	27.90	30.73	33.58	33.30	33.53	35.73	35.68	33.01	27.26	26.98	33.46	27.58	22.74	19.41	16.52	24.97	29.46
Wisconsin PS	17.85	16.06	15.08	16.02	18.26	22.67	26.66	27.37	30.89	31.83	35.44	38.81	37.26	36.94	38.79	38.02	36.67	29.77	28.47	35.75	30.98	26.18	21.60	19.14	28.19	32.80
Cleared Load (GW)	52.3	50.5	49.4	50.3	53.5	62.9	65.7	67.4	69.4	71.1	72.1	72.9	73.8	74.0	74.3	74.4	74.0	73.0	72.7	74.7	72.5	67.1	60.7	5.6		



Preliminary Real-Time Prices with Forecasted and Actual System Load

Hour Ending:																									Avg. Hr \$	
	1	2	3	4	5	6	7	8	9	10	11	12	13	14	15	16	17	18	19	20	21	22	23	24	All	On Pk
Cinergy Hub	18.02	17.87	17.17	17.36	18.66	26.04	24.04	23.82	23.75	24.62	25.34	28.25	50.94	42.99	38.46	39.00	37.32	26.44	25.41	27.19	25.86	23.29	21.07	19.44	26.76	30.23
First Energy Hub	18.49	18.34	17.65	17.86	19.18	26.84	24.71	24.51	24.50	25.51	26.25	29.28	52.73	44.45	39.67	40.15	38.39	27.17	26.15	28.04	26.72	24.02	21.72	19.04	27.56	31.20
Illinois Hub	17.80	17.18	15.95	15.97	17.60	21.71	23.21	23.19	23.40	23.94	24.70	27.60	49.76	42.17	37.85	38.42	36.82	26.04	24.90	26.58	25.30	22.75	20.31	16.63	25.82	29.61
Michigan Hub	18.48	18.33	17.62	17.86	19.20	27.36	24.95	24.74	24.74	25.56	26.27	29.33	52.66	44.35	39.37	39.68	37.88	26.79	25.92	27.89	26.72	24.20	22.00	20.30	27.59	31.13
Minnesota Hub	16.05	14.90	14.61	14.60	15.26	18.73	22.19	22.96	23.19	24.54	25.61	28.68	51.51	43.61	39.37	39.77	38.01	27.14	25.40	27.04	26.18	22.98	19.07	15.68	25.71	30.32
Wisconsin PS	17.85	17.19	16.13	16.12	17.30	21.08	24.47	24.55	24.32	25.43	26.22	29.29	52.38	44.21	39.59	39.86	38.16	27.19	25.91	28.01	26.89	23.99	20.31	16.72	26.80	31.02
Forecasted Load (GW)	54.9	52.8	51.6	51.7	53.7	58.8	63.6	66.2	68.2	69.9	71.3	72.4	73.3	74.1	74.3	74.4	73.9	72.8	72.0	73.1	71.6	67.2	61.7	57.1		
Forecast Error %	0.8%	1.1%	1.4%	0.7%	0.1%	-0.2%	0.1%	0.0%	-0.6%	-0.3%	-0.1%	0.2%	0.5%	0.8%	0.8%	0.9%	1.2%	1.4%	0.8%	1.1%	1.4%	0.5%	0.5%	0.9%		





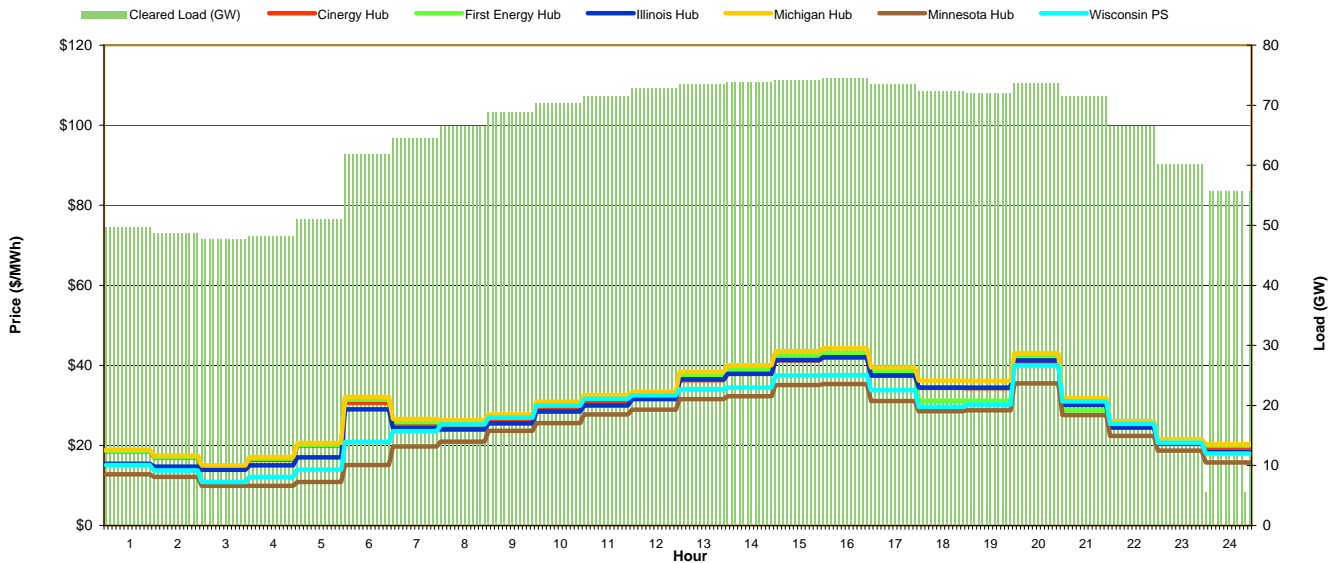
MISO Daily Report

Wednesday September 15, 2010

Price	<=0	>=100	>=200
Forecast Error %	0-4.9%	5-9.9%	>=10%

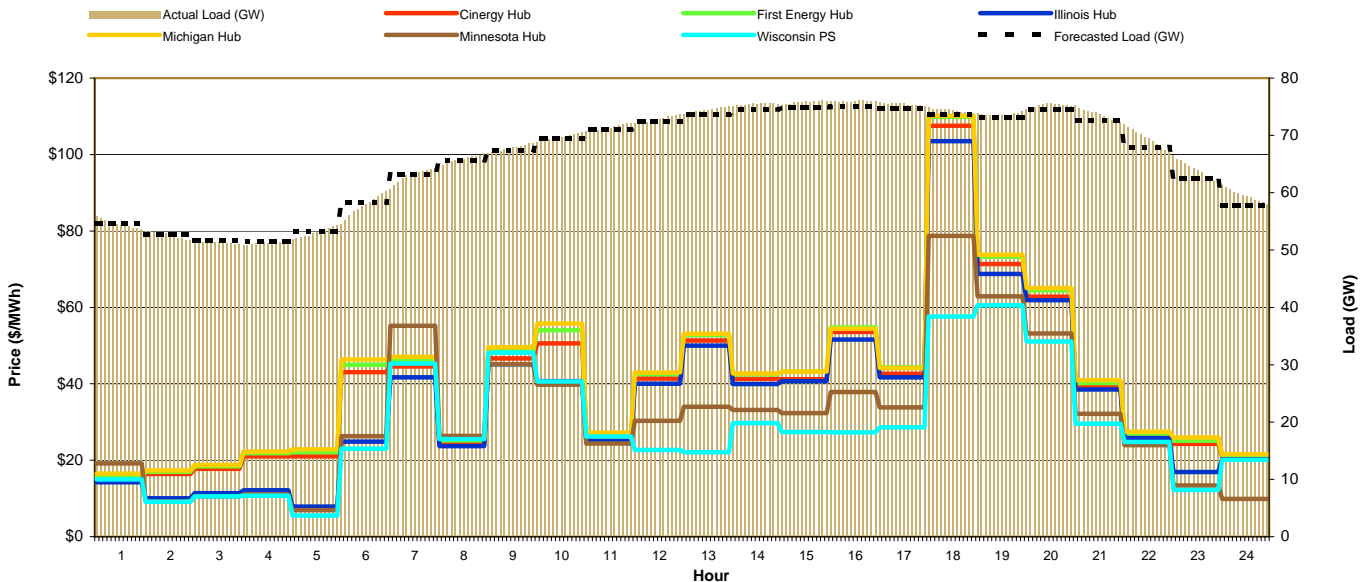
Day-Ahead Prices and Cleared Load

Hour Ending:																									Avg. Hr \$			
	1	2	3	4	5	6	7	8	9	10	11	12	13	14	15	16	17	18	19	20	21	22	23	24	All	On Pk		
Cinergy Hub	18.55	17.04	14.38	16.40	20.02	30.67	25.06	24.74	26.23	29.21	30.80	31.62	36.32	37.93	41.29	41.98	37.45	34.36	34.28	40.85	30.16	24.70	20.76	19.44	28.51	32.67		
First Energy Hub	18.61	17.17	14.73	16.70	20.16	31.42	25.82	25.50	27.03	30.09	31.73	32.56	37.38	39.03	42.48	43.19	38.53	31.20	31.19	42.05	28.75	25.07	21.27	20.00	28.82	32.94		
Illinois Hub	15.42	14.75	13.88	15.00	17.00	29.00	24.31	24.01	25.52	28.43	30.00	31.61	36.52	37.89	41.36	42.09	37.48	34.49	34.42	41.26	30.12	24.44	20.35	18.30	27.82	32.50		
Michigan Hub	18.97	17.48	15.04	17.08	20.64	32.14	26.60	26.27	27.78	30.91	32.58	33.42	38.34	40.02	43.56	44.29	39.51	36.20	36.11	43.13	31.85	26.09	21.57	20.31	30.00	34.48		
Minnesota Hub	12.81	12.16	9.92	9.88	10.88	15.12	19.72	20.95	23.63	25.56	27.73	28.91	31.57	32.27	35.08	35.33	31.07	28.56	28.77	35.49	27.56	22.37	18.67	15.71	23.32	28.35		
Wisconsin PS	15.12	13.72	10.86	12.16	14.03	20.90	23.57	25.30	26.98	29.97	31.67	32.53	34.04	34.44	37.51	37.61	33.80	29.68	30.25	39.96	31.00	25.40	20.70	17.96	26.21	31.30		
Cleared Load (GW)	49.7	48.7	47.7	48.3	51.1	61.8	64.6	66.5	68.9	70.4	71.5	72.8	73.5	73.9	74.3	74.5	73.6	72.4	72.1	73.7	71.6	66.5	60.2	5.6				



Preliminary Real-Time Prices with Forecasted and Actual System Load

Hour Ending:																									Avg. Hr \$			
	1	2	3	4	5	6	7	8	9	10	11	12	13	14	15	16	17	18	19	20	21	22	23	24	All	On Pk		
Cinergy Hub	15.92	16.39	17.78	20.99	21.05	43.06	44.51	24.30	46.62	50.57	25.85	41.33	51.34	41.30	41.19	53.60	42.65	107.51	71.34	62.77	39.19	26.27	24.31	20.95	39.62	46.88		
First Energy Hub	15.63	17.03	18.44	21.85	22.09	44.93	46.00	25.23	48.51	54.00	26.78	42.52	52.74	42.44	43.22	54.75	44.34	109.85	73.27	64.51	40.17	26.94	25.16	21.32	40.91	48.40		
Illinois Hub	14.27	10.02	11.43	12.14	7.89	24.87	41.67	23.66	45.12	40.72	25.01	39.99	50.02	39.92	40.68	51.58	41.74	103.51	68.74	61.85	38.54	25.79	16.92	20.20	35.68	44.61		
Michigan Hub	16.47	17.32	18.72	22.31	22.83	46.41	47.03	25.73	49.60	55.78	27.22	42.97	53.12	42.69	43.24	54.47	44.16	110.09	73.74	65.05	40.95	27.46	25.95	21.59	41.45	48.89		
Minnesota Hub	19.21	9.19	10.55	11.09	6.96	26.29	55.18	26.38	45.11	39.80	24.38	30.32	34.04	33.16	32.35	37.84	33.82	78.71	62.86	53.18	32.12	23.92	13.39	9.87	31.24	37.59		
Wisconsin PS	15.00	9.11	10.52	10.73	5.50	23.02	45.34	25.57	48.13	40.63	26.20	22.72	22.14	29.77	27.42	27.27	28.63	57.60	60.58	51.11	29.56	24.82	12.25	20.13	28.07	33.40		
Forecasted Load (GW)	54.6	52.8	51.7	51.6	53.3	58.3	63.2	65.6	67.4	69.4	71.0	72.4	73.6	74.5	74.8	75.0	74.7	73.6	73.2	74.5	72.5	67.9	62.5	57.8				
Forecast Error %	-0.4%	-0.6%	-1.0%	-0.4%	-0.1%	0.2%	0.7%	0.8%	0.7%	0.7%	1.3%	1.3%	1.4%	1.4%	1.2%	0.9%	0.9%	0.8%	1.1%	1.2%	1.7%	1.8%	2.6%					





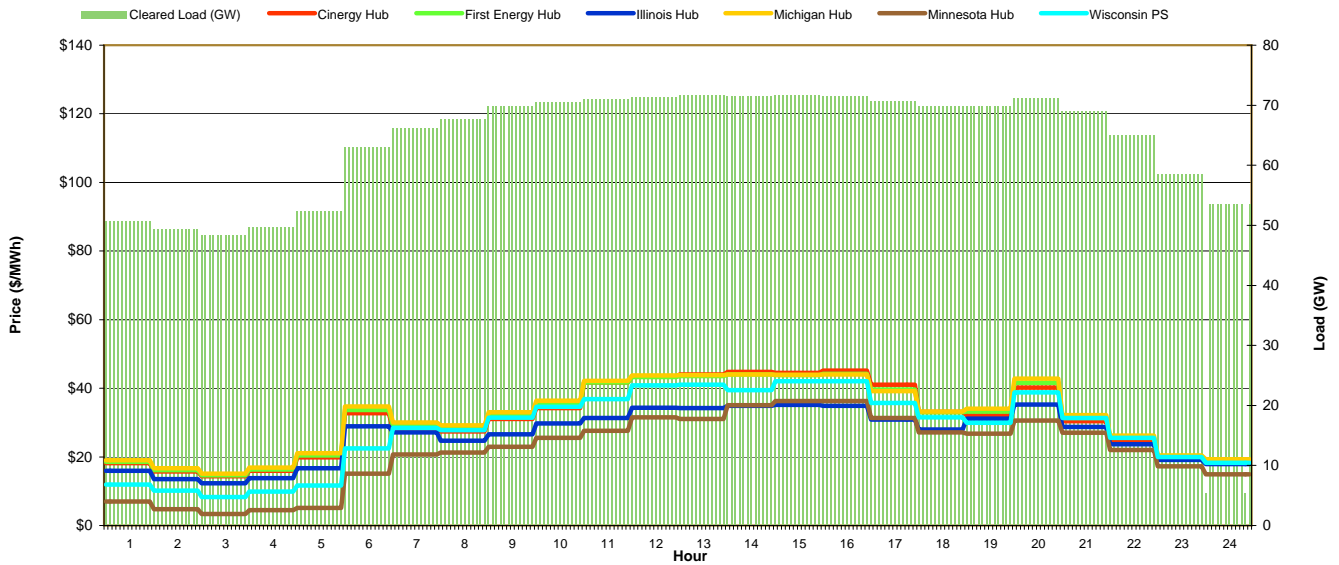
MISO Daily Report

Thursday September 16, 2010

Price	<=0	>=100	>=200
Forecast Error %	0-4.9%	5-9.9%	>=10%

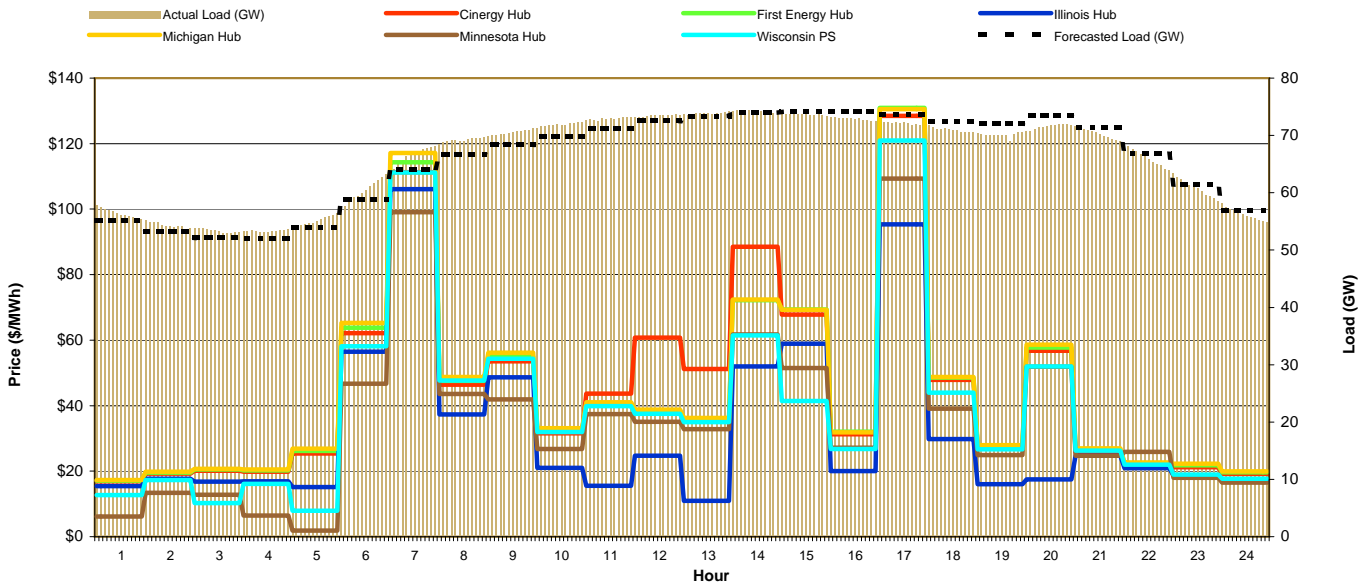
Day-Ahead Prices and Cleared Load

Hour Ending:																									Avg. Hr \$	
	1	2	3	4	5	6	7	8	9	10	11	12	13	14	15	16	17	18	19	20	21	22	23	24	All	On Pk
Cinergy Hub	18.15	15.78	14.32	15.93	19.90	32.74	28.14	27.42	31.10	34.20	41.65	43.40	44.01	44.76	44.48	45.16	41.08	33.12	32.11	40.20	30.44	24.83	19.64	18.51	30.88	36.10
First Energy Hub	18.58	16.17	14.68	16.33	20.38	33.71	29.02	28.27	32.04	35.24	41.66	43.25	43.52	43.98	43.85	44.17	39.61	32.98	33.16	41.60	31.35	25.57	20.13	18.97	31.18	36.27
Illinois Hub	15.94	13.54	12.32	13.76	16.74	28.87	27.14	24.75	26.56	29.73	31.33	34.33	34.25	34.92	35.12	34.90	30.88	28.01	31.11	35.24	28.77	23.70	19.12	17.89	26.21	30.17
Michigan Hub	19.07	16.67	15.15	16.84	21.10	34.68	30.05	29.19	33.06	36.34	42.16	43.74	43.87	44.02	43.97	44.05	39.17	33.23	34.03	42.84	32.16	26.23	20.44	19.31	31.72	36.78
Minnesota Hub	6.96	4.74	3.40	4.51	5.10	15.08	20.69	21.22	22.91	25.60	27.63	31.52	31.07	35.04	36.28	36.27	31.38	27.15	26.80	30.63	27.04	22.05	17.23	14.89	21.88	28.11
Wisconsin PS	11.96	10.17	8.27	9.85	11.70	22.48	28.41	27.82	31.42	34.60	36.82	40.81	41.07	39.47	42.05	42.05	35.76	31.49	29.98	38.81	31.31	25.54	19.92	18.25	27.92	34.31
Cleared Load (GW)	50.7	49.4	48.4	49.7	52.4	63.0	66.1	67.7	69.9	70.6	71.0	71.4	71.6	71.4	71.6	71.5	70.7	69.9	69.8	71.2	69.0	65.0	58.6	5.4		



Preliminary Real-Time Prices with Forecasted and Actual System Load

Hour Ending:																									Avg. Hr \$	
	1	2	3	4	5	6	7	8	9	10	11	12	13	14	15	16	17	18	19	20	21	22	23	24	All	On Pk
Cinergy Hub	16.89	19.22	20.13	19.83	25.41	62.10	111.29	46.38	53.52	31.53	43.63	60.80	51.22	88.56	67.77	31.27	128.46	47.85	27.05	56.80	25.77	21.62	21.18	19.12	45.73	50.21
First Energy Hub	17.14	19.58	20.54	20.27	26.22	63.78	114.28	47.62	55.00	32.50	40.53	38.45	36.08	72.17	69.34	32.02	130.92	48.58	27.66	57.77	26.45	22.20	21.79	19.64	44.19	47.44
Illinois Hub	15.42	17.67	16.78	16.87	15.16	56.45	106.06	37.35	48.64	21.01	15.51	24.74	10.92	51.94	58.90	20.07	95.38	29.82	16.03	17.52	24.68	20.90	18.62	17.29	32.24	32.00
Michigan Hub	17.32	19.82	20.72	20.51	26.84	65.22	117.17	48.77	56.21	33.09	41.08	38.83	36.27	72.35	69.29	31.88	130.57	48.75	27.96	58.59	26.92	22.63	22.30	19.94	44.71	47.84
Minnesota Hub	6.15	13.40	12.84	6.43	1.82	46.71	99.04	43.59	41.94	26.76	37.40	35.04	32.81	61.76	51.46	27.18	109.28	39.09	24.91	51.85	24.76	25.92	18.00	16.51	35.61	40.73
Wisconsin PS	12.71	17.29	10.25	16.14	7.95	58.15	111.17	47.66	54.33	31.91	39.84	37.55	34.99	61.50	41.47	26.75	121.00	44.00	26.67	51.94	26.31	22.03	18.91	17.71	39.09	42.93
Forecasted Load (GW)	55.2	53.3	52.1	52.1	53.9	58.9	64.1	66.7	68.4	69.9	71.3	72.5	73.4	74.0	74.1	74.1	73.6	72.4	72.1	73.5	71.4	66.8	61.4	56.9		
Forecast Error %	1.9%	1.7%	2.3%	2.4%	2.5%	3.2%	4.2%	3.8%	3.2%	2.9%	2.3%	1.3%	0.7%	0.3%	-0.8%	-1.8%	-2.2%	-2.1%	-2.7%	-1.9%	-1.6%	-1.6%	-1.5%			





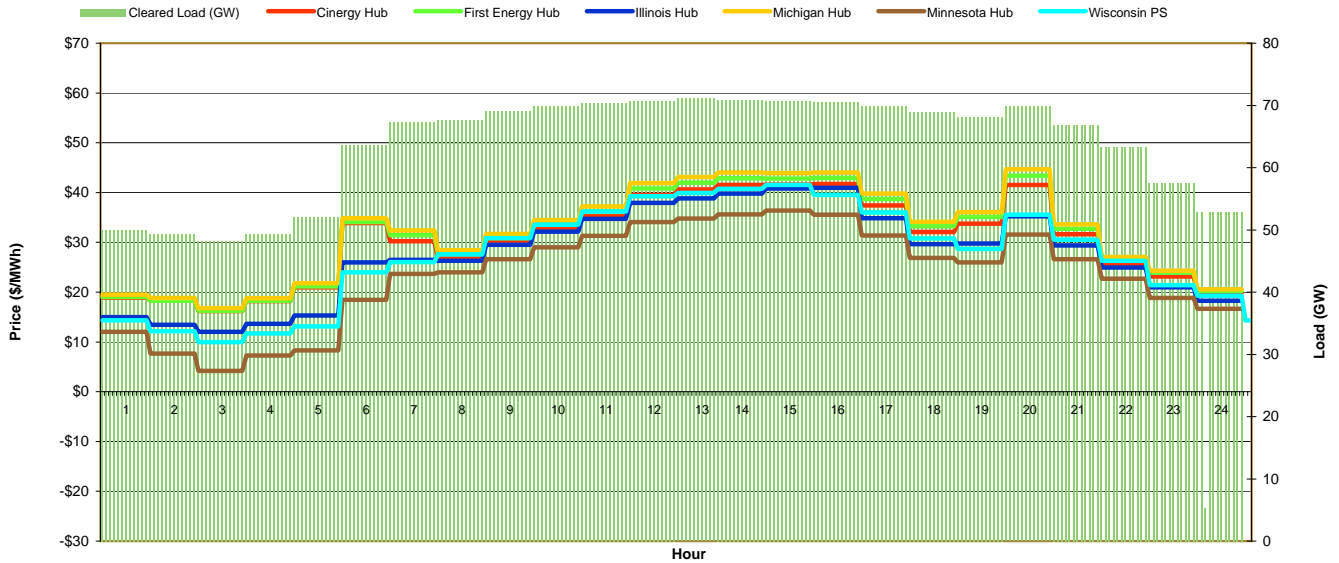
MISO Daily Report

Friday September 17, 2010

Price	<=0	>=100	>=200
Forecast Error %	0-4.9%	5-9.9%	>=10%

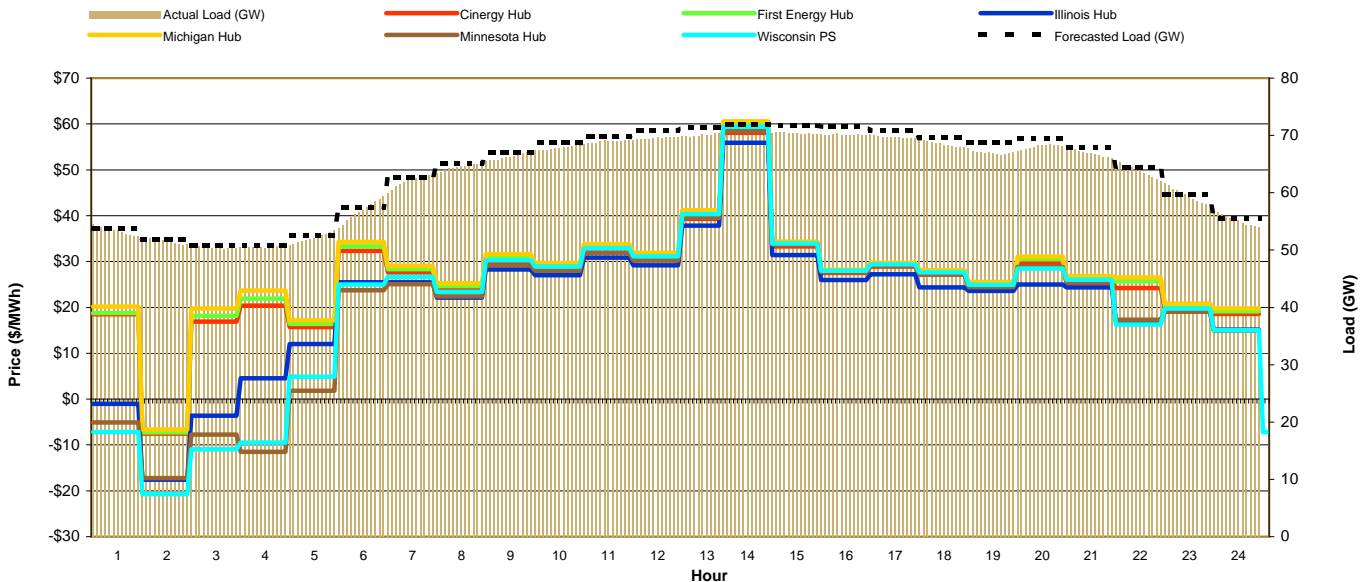
Day-Ahead Prices and Cleared Load

Hour Ending:																									Avg. Hr \$	
	1	2	3	4	5	6	7	8	9	10	11	12	13	14	15	16	17	18	19	20	21	22	23	24	All	On Pk
Cinergy Hub	18.89	18.27	16.18	18.19	20.97	33.90	30.20	26.81	30.00	32.63	35.22	39.52	40.65	41.55	41.58	41.71	37.40	32.07	33.74	41.56	31.64	25.60	23.16	19.83	30.47	34.68
First Energy Hub	19.01	18.28	16.25	18.25	21.15	34.08	31.44	27.62	30.89	33.60	36.27	40.82	42.01	42.91	42.81	42.93	38.73	33.22	35.10	43.42	32.75	26.36	23.92	20.27	31.34	35.84
Illinois Hub	15.00	13.45	12.05	13.61	15.32	26.00	26.48	26.29	29.54	32.16	34.69	37.95	38.85	39.78	40.83	40.92	34.87	29.64	29.75	35.22	29.37	24.94	20.96	18.24	27.75	32.86
Michigan Hub	19.46	18.83	16.80	18.80	21.79	34.82	32.40	28.39	31.69	34.47	37.21	41.89	43.12	44.04	43.92	44.04	39.77	34.12	36.09	44.67	33.64	27.04	24.30	20.57	32.16	36.78
Minnesota Hub	12.03	7.66	4.21	7.27	8.30	18.47	23.69	23.98	26.64	28.97	31.28	34.08	34.78	35.62	36.38	35.55	31.38	26.86	26.00	31.60	26.63	22.73	18.85	16.68	23.74	29.46
Wisconsin PS	14.35	12.18	10.00	11.73	13.14	24.02	26.05	27.56	30.85	33.55	36.21	39.26	39.94	40.77	41.53	39.53	35.98	30.79	28.67	35.56	30.55	26.32	21.42	19.32	27.88	33.65
Cleared Load (GW)	49.9	49.3	48.3	49.4	52.1	63.6	67.3	67.6	69.1	69.9	70.4	70.7	71.1	70.9	70.7	70.6	69.9	69.0	68.2	69.8	66.8	63.3	57.6	5.3		



Preliminary Real-Time Prices with Forecasted and Actual System Load

Hour Ending:																									Avg. Hr \$	
	1	2	3	4	5	6	7	8	9	10	11	12	13	14	15	16	17	18	19	20	21	22	23	24	All	On Pk
Cinergy Hub	18.52	-7.52	16.86	20.36	15.74	32.35	27.62	23.96	29.69	27.86	31.93	30.32	39.33	58.07	33.26	27.49	28.92	27.18	24.52	29.70	25.33	24.25	19.82	18.59	26.01	30.10
First Energy Hub	18.77	-7.25	18.18	21.92	16.42	33.29	28.34	24.67	30.75	28.99	33.09	31.36	40.62	59.85	34.17	28.12	29.58	27.85	24.30	30.50	26.05	25.67	20.34	19.13	26.86	30.99
Illinois Hub	-1.05	-17.61	-3.61	4.53	12.04	25.48	25.51	22.11	28.30	26.99	30.82	29.16	37.82	55.87	31.40	25.99	27.24	24.39	23.57	24.99	24.33	16.98	19.07	15.14	21.23	28.06
Michigan Hub	20.14	-6.60	19.79	23.67	17.15	34.30	29.06	25.29	31.59	29.67	33.79	31.93	41.20	60.56	34.35	28.20	29.73	28.16	25.56	31.08	26.78	26.55	20.78	19.76	27.60	31.58
Minnesota Hub	-5.11	-17.22	-7.73	-11.53	1.85	23.75	25.09	22.39	29.17	28.02	31.92	30.24	39.53	58.41	33.69	27.74	29.11	27.25	24.44	28.84	25.45	17.28	19.06	14.94	20.69	29.53
Wisconsin PS	-7.20	-20.73	-10.92	-9.50	4.91	24.99	26.69	23.38	30.32	28.93	32.97	31.15	40.36	59.37	33.90	27.99	29.40	27.62	24.90	28.49	26.03	16.29	19.78	15.00	21.00	30.05
Forecasted Load (GW)	53.7	51.8	50.8	50.8	52.6	57.5	62.7	65.1	67.0	68.7	69.8	70.8	71.4	72.0	71.7	71.5	70.8	69.6	68.8	69.5	67.9	64.4	59.7	55.5		
Forecast Error %	-9.5%	-0.8%	-0.7%	-0.6%	-0.6%	-0.5%	-0.7%	-0.9%	-1.0%	-1.4%	-1.3%	-1.9%	-2.0%	-2.0%	-2.0%	-1.8%	-1.9%	-2.9%	-2.1%	-1.8%	-1.5%	-1.1%	-10.0%			





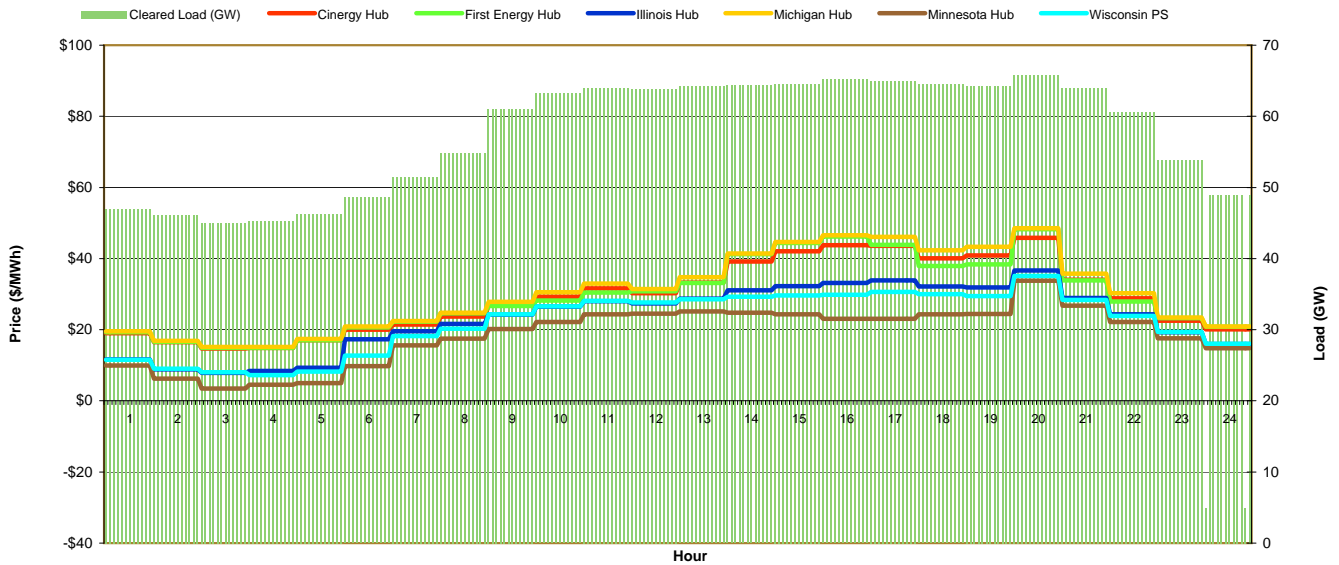
MISO Daily Report

Saturday September 18, 2010

Price	<=0	>=100	>=200
Forecast Error %	0-4.9%	5-9.9%	>=10%

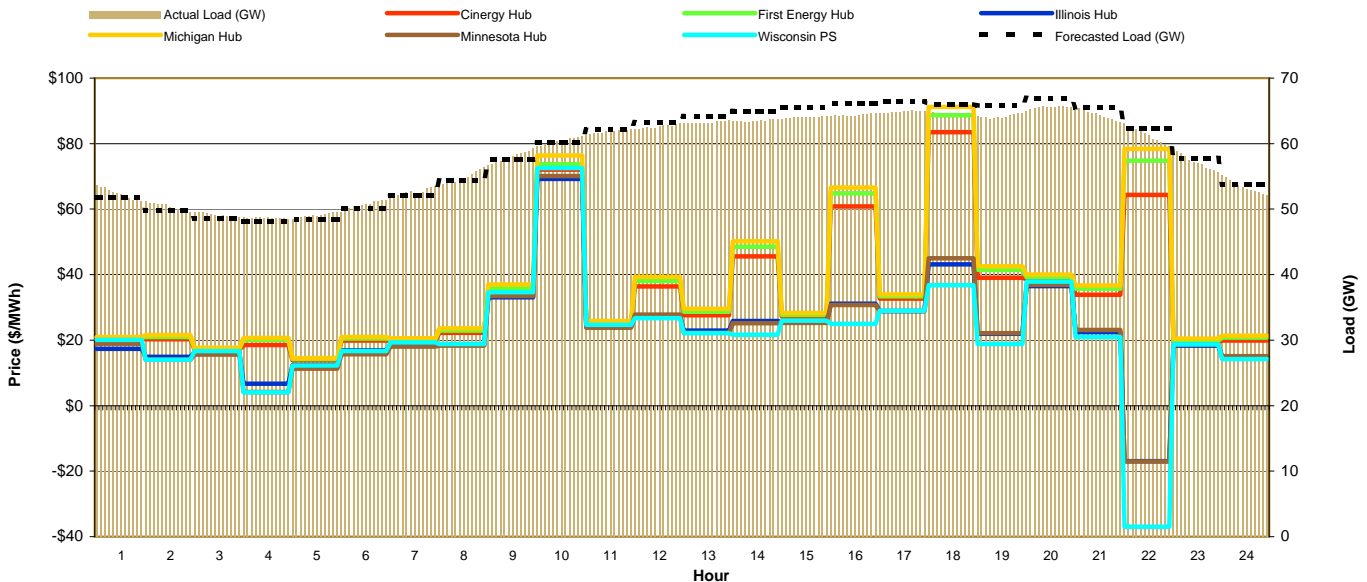
Day-Ahead Prices and Cleared Load

Hour Ending:																									Avg. Hr \$			
	1	2	3	4	5	6	7	8	9	10	11	12	13	14	15	16	17	18	19	20	21	22	23	24	All	On Pk		
Cinergy Hub	19.01	16.50	14.66	14.89	17.00	20.00	21.48	23.71	26.75	29.29	31.61	30.26	33.22	39.16	42.07	43.77	43.55	40.12	40.87	45.86	34.06	28.83	22.50	20.08	29.14	34.73		
First Energy Hub	19.29	16.59	14.84	14.84	17.02	20.60	22.27	24.57	26.63	28.23	30.48	30.82	33.12	41.21	44.39	46.22	43.88	37.89	38.34	48.26	33.83	27.95	23.21	20.83	29.39	34.94		
Illinois Hub	11.65	8.89	7.84	8.45	9.27	17.27	19.60	21.67	24.21	26.45	28.05	27.35	28.72	31.04	32.27	33.15	33.85	32.15	31.90	36.62	28.96	24.31	19.29	15.99	23.29	28.75		
Michigan Hub	19.56	16.90	15.11	15.16	17.40	20.92	22.43	24.75	27.87	30.50	32.98	31.48	34.77	41.43	44.66	46.52	46.13	42.35	43.29	48.50	35.74	30.28	23.40	20.95	30.55	36.54		
Minnesota Hub	9.95	6.24	3.49	4.56	5.00	9.76	15.61	17.48	20.22	22.17	24.31	24.52	25.15	24.82	24.29	23.03	23.03	24.36	24.42	33.81	26.74	22.14	17.58	14.76	18.64	23.63		
Wisconsin PS	11.60	9.05	8.05	7.26	8.19	12.70	18.24	20.29	24.32	26.62	28.10	27.63	28.52	29.25	29.66	29.81	30.62	30.00	29.46	35.17	28.37	23.87	19.38	16.07	22.17	27.56		
Cleared Load (GW)	47.0	46.1	45.0	45.3	46.3	48.6	51.5	54.9	61.0	63.2	63.9	63.9	64.2	64.3	64.6	65.2	64.9	64.5	64.3	65.8	64.0	60.6	53.8	4.9				



Preliminary Real-Time Prices with Forecasted and Actual System Load

Hour Ending:																									Avg. Hr \$			
	1	2	3	4	5	6	7	8	9	10	11	12	13	14	15	16	17	18	19	20	21	22	23	24	All	On Pk		
Cinergy Hub	20.27	20.25	17.02	18.49	13.83	19.91	19.70	22.19	34.95	72.09	24.45	36.42	27.64	45.57	27.23	60.86	32.70	83.46	39.06	38.58	33.82	64.38	19.40	19.85	33.84	41.43		
First Energy Hub	20.75	20.92	17.38	20.06	14.24	20.47	20.15	22.91	35.77	73.70	24.99	38.08	28.68	48.56	27.67	64.86	33.35	88.66	41.48	39.26	35.67	74.78	19.81	20.73	35.54	43.64		
Illinois Hub	17.37	14.88	16.27	6.72	12.38	16.86	18.72	18.70	33.12	69.27	23.98	27.36	22.96	25.87	25.51	31.10	28.88	43.18	21.92	36.45	22.45	-16.99	18.28	14.87	22.92	27.00		
Michigan Hub	20.98	21.51	17.65	20.69	14.50	20.98	20.60	23.57	37.00	76.32	25.82	39.35	29.52	50.16	28.28	66.60	33.91	91.22	42.60	40.03	36.68	78.42	20.43	21.35	36.59	44.99		
Minnesota Hub	18.90	14.01	15.56	4.13	11.33	15.68	18.03	18.35	33.46	70.15	23.78	27.76	22.25	25.13	25.26	30.74	28.92	44.99	22.09	36.89	23.11	-17.02	18.57	15.06	22.80	27.15		
Wisconsin PS	20.09	14.05	16.63	4.05	12.28	16.63	19.30	18.82	34.68	72.52	24.67	26.72	22.12	21.63	25.98	24.96	28.98	36.83	18.82	37.84	21.01	-36.97	18.75	14.26	21.44	24.83		
Forecasted Load (GW)	51.8	49.8	48.6	48.1	48.4	50.0	52.0	54.4	57.6	60.2	62.1	63.2	64.2	64.9	65.5	66.2	66.5	66.0	65.8	66.9	65.6	62.3	57.8	53.8				
Forecast Error %	0.6%	0.8%	0.9%	1.1%	1.3%	1.4%	1.2%	1.1%	1.0%	0.5%	-0.4%	-0.9%	-1.5%	-2.2%	-2.4%	-2.5%	-2.4%	-2.6%	-2.2%	-2.2%	-2.1%	-1.6%	-1.1%					





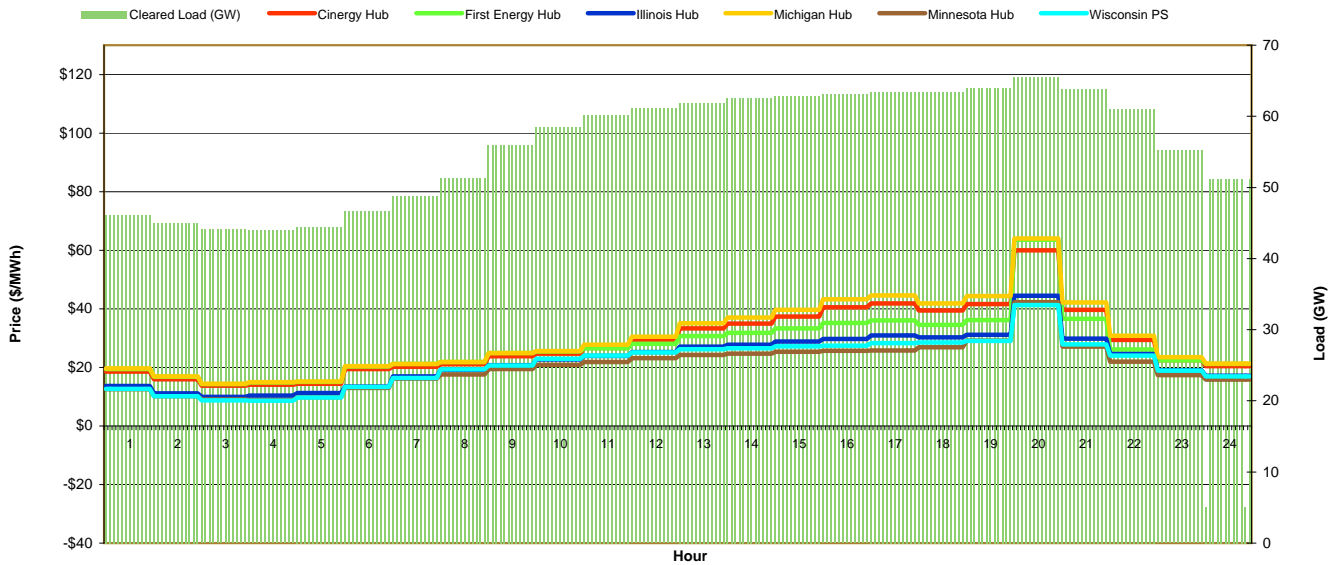
MISO Daily Report

Sunday September 19, 2010

Price	<=0	>=100	>=200
Forecast Error %	0-4.9%	5-9.9%	>=10%

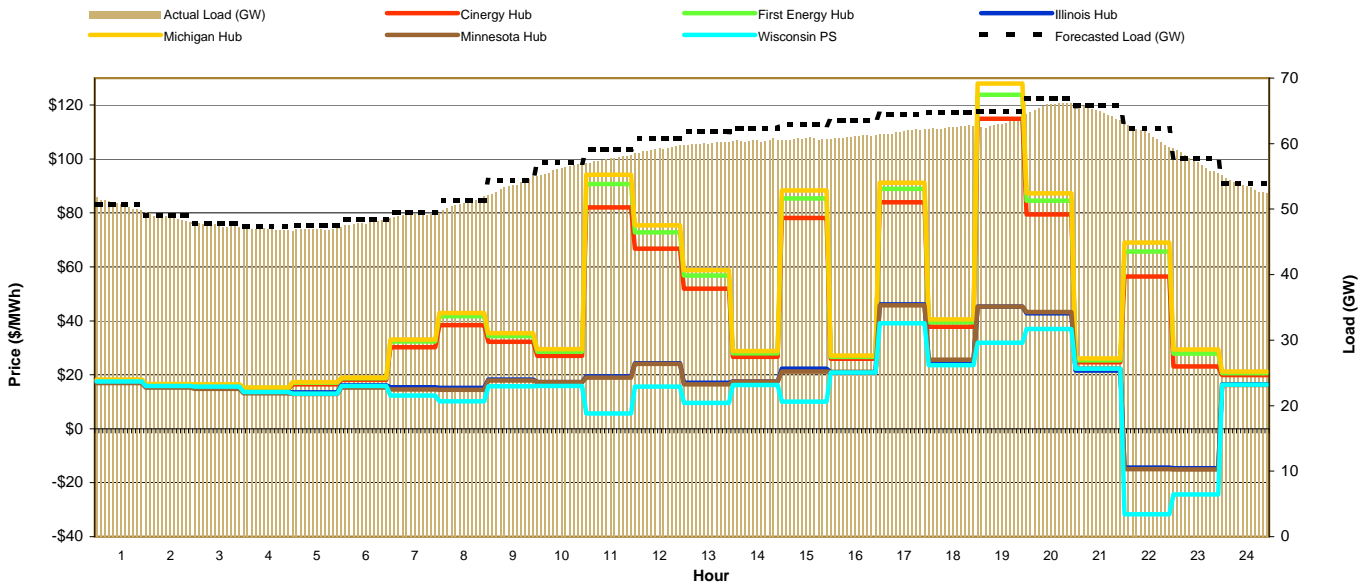
Day-Ahead Prices and Cleared Load

Hour Ending:																									Avg. Hr \$	
	1	2	3	4	5	6	7	8	9	10	11	12	13	14	15	16	17	18	19	20	21	22	23	24	All	On Pk
Cinergy Hub	18.58	15.90	13.70	14.12	14.40	19.44	20.16	21.03	23.80	24.66	26.62	29.12	33.28	35.00	37.39	40.54	41.81	39.42	41.60	60.00	39.61	29.33	22.53	20.40	28.44	34.11
First Energy Hub	19.44	16.77	14.28	14.83	15.05	20.27	21.13	21.85	24.85	25.39	26.53	28.02	30.66	31.82	33.30	35.19	36.06	34.53	36.13	63.57	36.55	26.08	22.39	21.16	27.33	32.06
Illinois Hub	13.68	11.14	9.97	10.38	11.22	13.48	16.92	19.15	20.73	22.70	23.95	25.19	27.07	27.76	28.81	29.75	30.86	30.27	31.09	44.42	29.81	24.58	18.99	17.10	22.46	27.20
Michigan Hub	19.61	16.95	14.40	14.97	15.17	20.45	21.20	21.88	24.90	25.60	27.72	30.43	35.10	37.03	39.70	43.27	44.59	41.87	44.33	64.02	42.17	30.82	23.49	21.28	30.04	36.06
Minnesota Hub	12.58	10.15	9.01	8.89	9.85	13.02	16.18	17.54	19.48	20.86	21.88	23.10	24.23	24.70	25.30	25.62	25.78	26.90	29.18	42.30	27.11	21.99	17.40	15.78	20.37	24.59
Wisconsin PS	12.72	10.20	8.76	8.62	9.71	13.27	16.34	19.37	20.63	22.98	24.05	25.13	26.17	26.55	27.22	27.37	28.32	28.55	29.00	41.29	27.88	24.05	18.89	16.92	21.41	26.09
Cleared Load (GW)	46.1	45.0	44.1	44.0	44.5	46.7	48.8	51.3	55.9	58.5	60.1	61.1	61.9	62.5	62.8	63.1	63.4	63.4	64.0	65.5	63.9	61.0	55.2	5.1		



Preliminary Real-Time Prices with Forecasted and Actual System Load

Hour Ending:																									Avg. Hr \$	
	1	2	3	4	5	6	7	8	9	10	11	12	13	14	15	16	17	18	19	20	21	22	23	24	All	On Pk
Cinergy Hub	17.61	16.03	15.97	14.79	16.49	18.18	30.20	38.47	32.26	27.02	82.09	66.79	51.98	26.64	78.12	25.94	83.98	37.83	114.89	79.52	24.71	56.50	23.10	19.90	41.63	53.12
First Energy Hub	17.93	16.30	16.25	15.13	17.08	18.72	32.34	41.73	34.36	28.59	90.78	72.81	56.79	27.97	85.37	26.64	88.93	39.50	123.86	84.59	25.33	65.65	27.86	20.64	44.80	57.55
Illinois Hub	17.05	15.53	15.37	13.58	13.47	16.06	15.43	15.18	18.19	17.27	19.46	24.30	17.01	17.48	22.31	21.03	46.13	25.18	45.32	42.78	21.52	-14.40	-14.62	16.51	18.63	20.26
Michigan Hub	18.28	16.53	16.45	15.31	17.32	18.99	33.12	42.97	35.46	29.47	94.23	75.39	58.82	28.75	88.36	27.16	91.24	40.50	128.04	87.28	26.11	69.01	29.44	21.22	46.23	59.51
Minnesota Hub	17.00	15.24	14.83	13.12	12.91	15.33	14.61	14.48	17.90	17.29	18.99	24.11	16.45	17.49	21.22	21.12	45.75	25.55	45.24	43.23	22.30	-14.97	-15.13	16.28	18.35	20.06
Wisconsin PS	17.55	15.90	15.61	13.63	13.04	15.94	12.33	10.19	15.79	15.91	5.71	15.64	9.61	16.25	10.04	20.85	39.15	23.59	31.84	36.96	22.26	-31.73	-24.29	16.39	14.09	13.61
Forecasted Load (GW)	50.8	49.0	47.8	47.3	47.5	48.4	49.5	51.4	54.4	57.1	59.1	60.8	61.8	62.4	62.9	63.6	64.5	64.8	65.0	66.8	65.7	62.3	57.8	54.0		
Forecast Error %	-0.5%	-0.8%	-0.8%	-1.0%	-1.3%	-1.0%	-0.9%	-0.9%	-1.3%	-1.5%	-2.4%	-2.6%	-2.9%	-3.3%	-3.7%	-4.1%	-4.3%	-3.8%	-2.8%	-1.6%	-1.7%	-2.0%	-1.6%	-1.0%		





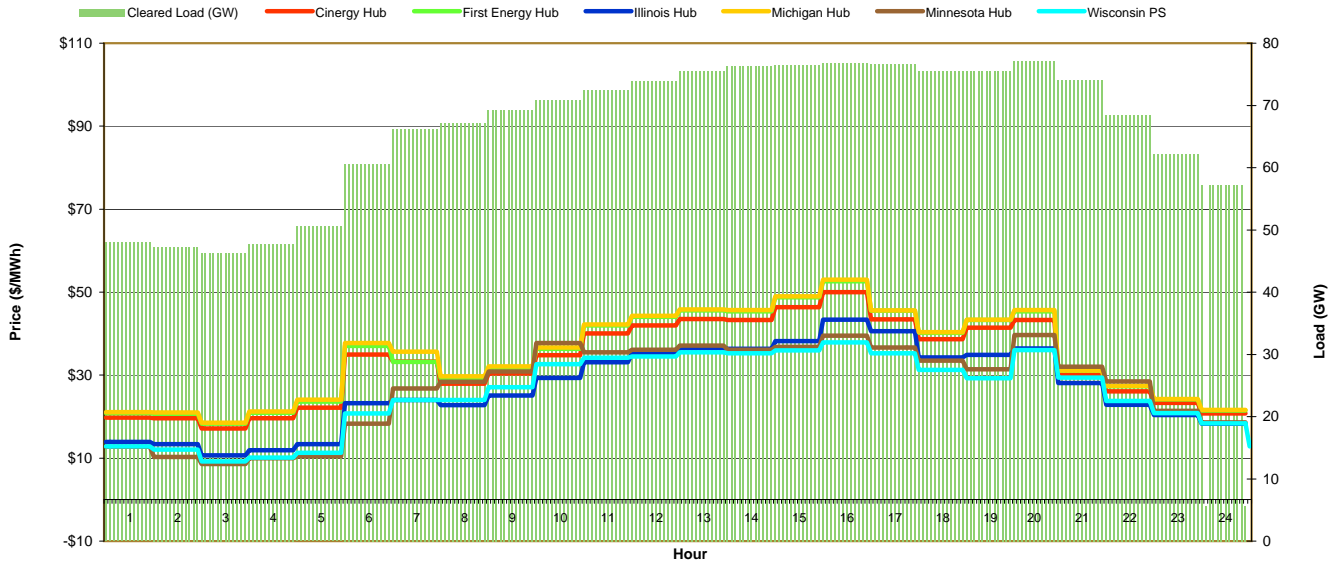
MISO Daily Report

Monday September 20, 2010

Price	<=0	>=100	>=200
Forecast Error %	0-4.9%	5-9.9%	>=10%

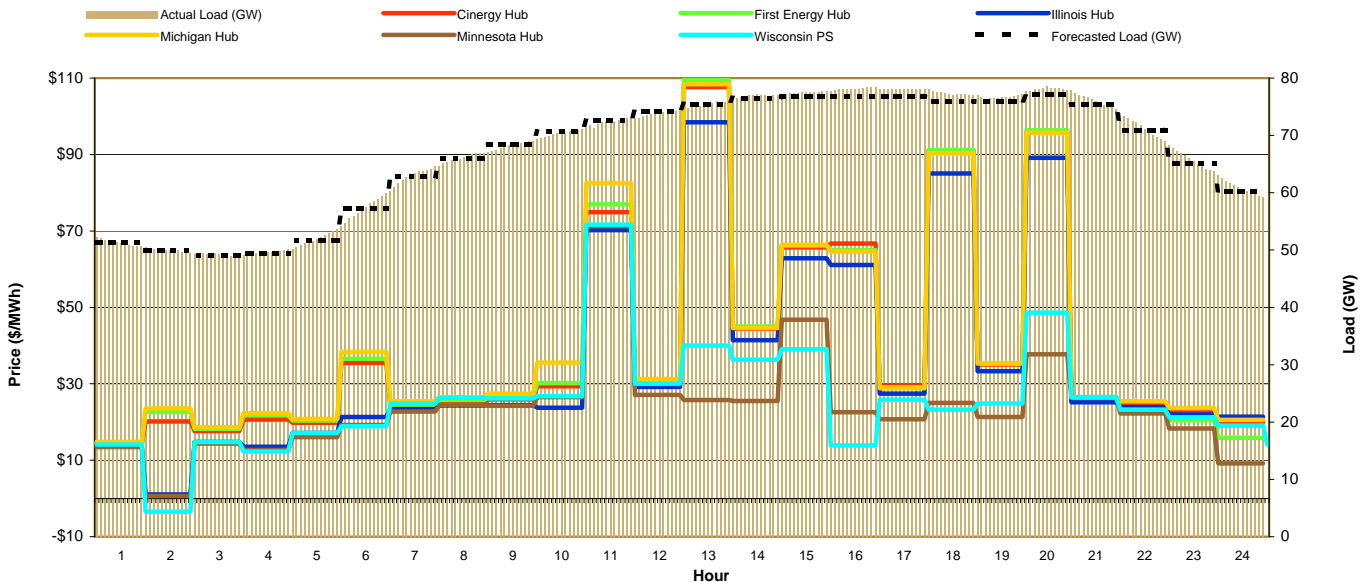
Day-Ahead Prices and Cleared Load

Hour Ending:																									Avg. Hr \$	
	1	2	3	4	5	6	7	8	9	10	11	12	13	14	15	16	17	18	19	20	21	22	23	24	All	On Pk
Cinergy Hub	19.76	19.61	17.18	19.64	22.16	35.00	33.26	27.98	30.40	34.84	40.04	42.01	43.51	43.29	46.38	50.00	43.48	38.65	41.44	43.29	30.00	26.13	23.35	20.79	33.01	37.80
First Energy Hub	20.83	20.72	18.29	20.94	23.64	37.07	33.18	29.34	31.81	36.33	41.95	44.05	45.64	45.41	48.73	52.61	45.49	40.23	43.32	45.39	31.12	27.31	24.13	21.47	34.54	39.55
Illinois Hub	13.87	13.36	10.66	11.91	13.36	23.26	24.03	22.79	25.06	29.33	33.10	35.35	36.49	36.36	38.21	43.33	40.56	34.30	34.85	36.43	28.07	22.88	20.41	18.27	26.93	32.35
Michigan Hub	21.05	20.98	18.53	21.26	24.05	37.76	35.65	29.69	32.09	36.64	42.23	44.28	45.86	45.69	48.99	53.01	45.64	40.37	43.38	45.67	31.12	27.39	24.28	21.63	34.89	39.77
Minnesota Hub	12.76	10.28	8.59	10.00	10.40	18.30	26.75	28.39	30.86	37.74	35.48	36.13	37.14	36.13	36.81	39.52	36.62	33.53	31.44	39.64	32.03	28.47	21.40	18.64	27.38	33.83
Wisconsin PS	12.79	12.07	9.19	10.11	11.25	20.80	24.01	24.03	27.07	32.63	34.18	34.49	35.49	35.30	35.97	37.87	35.24	31.24	29.23	36.06	29.41	23.81	20.87	18.39	25.89	31.43
Cleared Load (GW)	48.0	47.2	46.3	47.7	50.5	60.6	66.2	67.1	69.2	70.9	72.5	73.9	75.5	76.3	76.6	76.8	76.7	75.6	75.6	77.2	74.0	68.5	62.2	5.7		



Preliminary Real-Time Prices with Forecasted and Actual System Load

Hour Ending:																									Avg. Hr \$	
	1	2	3	4	5	6	7	8	9	10	11	12	13	14	15	16	17	18	19	20	21	22	23	24	All	On Pk
Cinergy Hub	14.20	20.11	17.60	20.62	19.79	35.44	24.19	25.20	25.92	29.33	74.93	30.21	107.62	44.44	65.66	66.73	29.62	91.04	35.07	95.83	25.79	24.61	22.87	19.91	40.28	49.68
First Energy Hub	14.49	22.68	18.22	21.80	20.40	36.54	24.61	25.76	26.63	30.18	76.98	30.90	109.53	45.05	66.24	65.07	29.13	91.15	35.29	96.37	26.09	23.81	20.44	15.84	40.55	49.91
Illinois Hub	13.61	1.06	14.82	13.51	17.10	21.31	23.36	24.36	24.44	23.77	70.26	29.18	98.41	41.44	62.86	61.11	27.46	85.05	33.29	89.17	25.21	23.88	21.99	21.41	36.17	46.37
Michigan Hub	14.80	23.62	18.62	22.33	20.85	38.33	25.45	26.53	27.44	35.52	82.54	31.32	108.45	44.60	66.41	64.58	28.82	90.31	35.31	95.68	26.45	25.39	23.63	20.58	41.57	50.81
Minnesota Hub	13.46	0.64	14.41	12.67	16.05	19.19	22.71	24.50	24.24	26.50	71.19	27.13	25.74	25.48	46.74	22.59	20.70	25.04	21.29	37.75	26.53	22.22	18.30	9.21	23.93	29.12
Wisconsin PS	14.09	-3.46	14.78	12.27	17.13	18.93	24.88	26.31	26.17	26.78	71.68	30.07	40.00	36.35	39.08	13.88	25.81	23.23	24.87	48.59	26.51	23.27	21.27	19.06	25.90	31.49
Forecasted Load (GW)	51.3	49.8	49.2	49.5	51.7	57.3	62.9	66.0	68.4	70.6	72.5	74.2	75.5	76.5	76.8	76.9	76.8	76.0	75.9	77.1	75.5	70.9	65.1	60.2		
Forecast Error %	-0.4%	-0.1%	0.0%	0.3%	0.8%	0.7%	0.4%	0.3%	-0.1%	-0.3%	-0.2%	-0.5%	-0.1%	0.6%	0.9%	1.6%	1.6%	1.6%	1.0%	1.2%	0.3%	0.0%	0.3%	-8.2%		





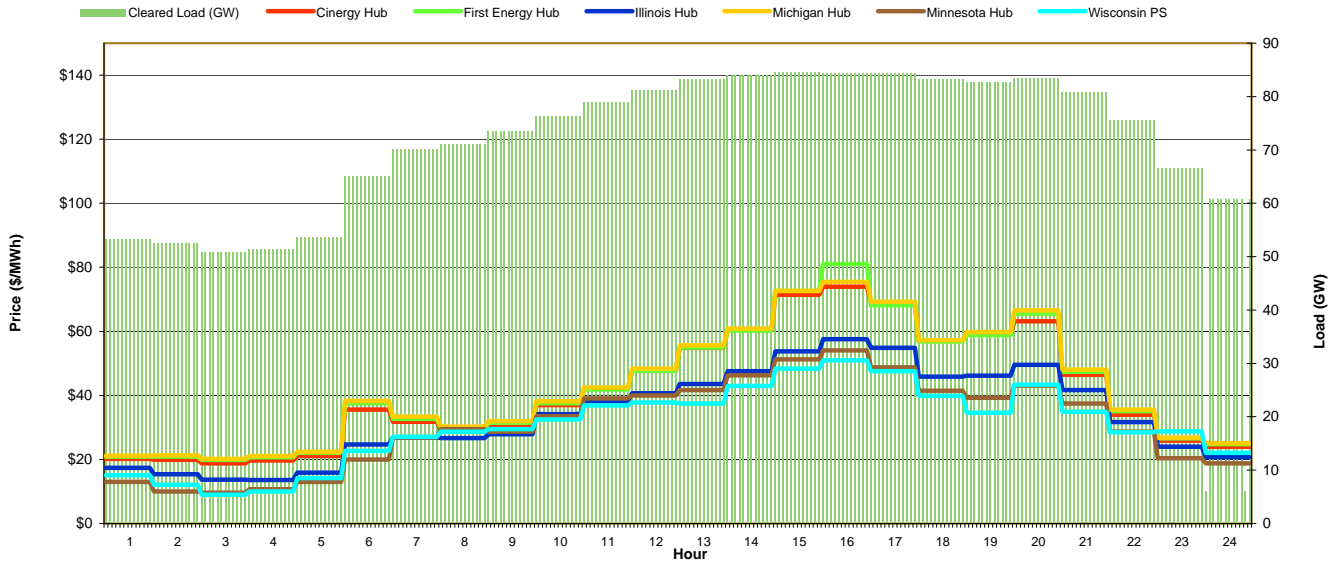
MISO Daily Report

Tuesday September 21, 2010

Price	<=0	>=100	>=200
Forecast Error %	0-4.9%	5-9.9%	>=10%

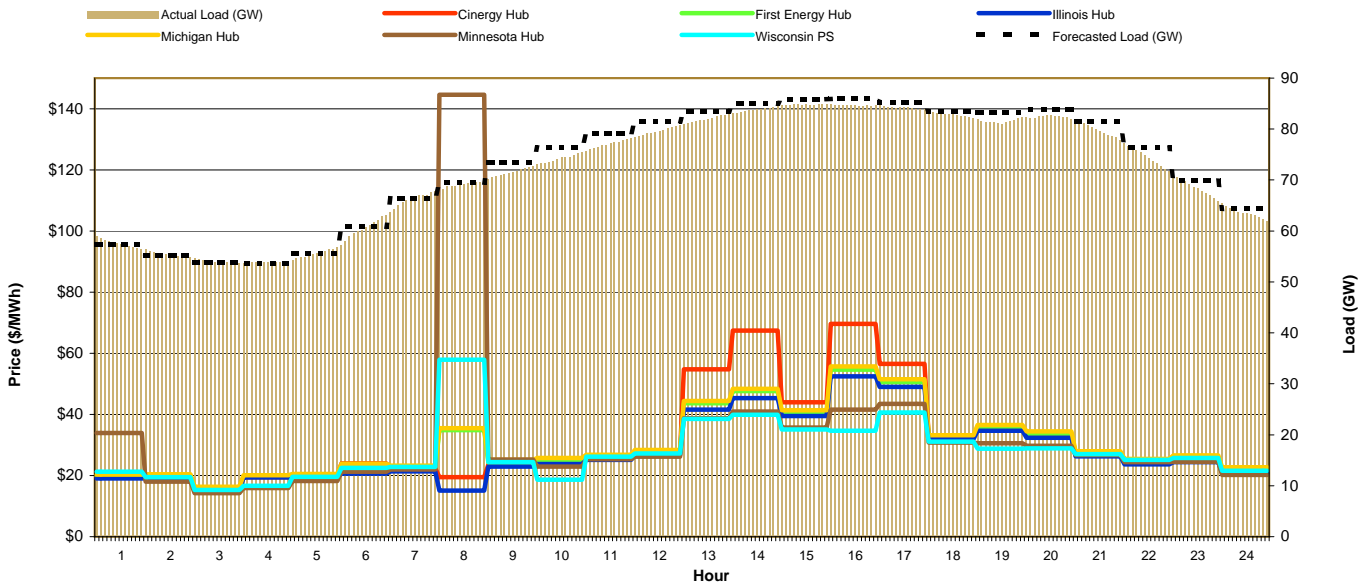
Day-Ahead Prices and Cleared Load

Hour Ending:																									Avg. Hr \$	
	1	2	3	4	5	6	7	8	9	10	11	12	13	14	15	16	17	18	19	20	21	22	23	24	All	On Pk
Cinergy Hub	20.17	19.89	18.75	19.64	21.04	35.55	31.75	28.97	30.62	36.97	42.07	47.80	54.91	60.51	71.47	74.00	68.97	57.03	58.99	63.11	46.45	33.98	25.89	23.98	41.35	50.11
First Energy Hub	20.87	20.90	19.88	20.73	22.07	37.57	32.72	29.83	31.51	37.62	41.88	47.66	54.96	60.22	72.69	81.00	68.14	56.87	58.84	65.60	47.41	35.04	26.61	24.81	42.31	50.99
Illinois Hub	17.34	15.43	13.70	13.63	15.87	24.65	26.89	26.69	27.90	34.13	38.22	40.63	43.62	47.56	53.81	57.60	54.88	45.83	46.13	49.53	41.65	31.63	23.95	20.73	33.83	41.49
Michigan Hub	21.19	21.29	20.21	21.08	22.43	38.28	33.33	30.25	31.95	38.13	42.45	48.38	55.63	60.88	72.67	75.44	69.30	57.27	59.81	66.54	48.11	35.54	26.79	25.04	42.58	51.20
Minnesota Hub	13.04	10.00	9.56	10.73	13.01	19.97	26.93	29.48	28.65	33.44	39.05	39.94	41.72	46.29	51.31	54.03	48.80	41.45	39.29	43.06	37.45	28.66	20.42	18.82	31.05	38.94
Wisconsin PS	15.12	12.13	9.01	10.01	14.23	22.70	27.13	28.69	29.51	32.50	36.90	37.79	37.48	42.95	48.40	50.96	47.59	39.87	34.60	43.35	34.85	28.50	28.83	22.08	30.63	37.67
Cleared Load (GW)	53.3	52.5	51.0	51.5	53.7	65.1	70.2	71.1	73.6	76.3	79.0	81.2	83.2	84.1	84.6	84.5	84.4	83.2	82.8	83.5	80.8	75.6	66.6	6.1		



Preliminary Real-Time Prices with Forecasted and Actual System Load

Hour Ending:																									Avg. Hr \$	
	1	2	3	4	5	6	7	8	9	10	11	12	13	14	15	16	17	18	19	20	21	22	23	24	All	On Pk
Cinergy Hub	19.56	19.64	15.91	19.46	19.89	23.97	22.35	19.48	23.60	24.50	25.66	27.36	54.70	67.45	43.99	69.66	56.56	32.51	35.52	33.22	26.92	24.27	25.21	21.51	31.37	36.91
First Energy Hub	19.92	20.00	15.63	19.55	19.36	22.25	22.42	34.85	24.33	24.99	26.11	27.78	43.64	47.64	40.46	54.59	50.61	32.74	35.95	33.66	27.33	24.74	25.74	21.99	29.85	34.70
Illinois Hub	19.01	19.04	15.20	19.32	19.22	20.60	21.32	15.03	22.89	23.75	25.07	26.73	41.54	45.31	39.49	52.49	49.03	31.91	34.66	32.39	26.26	23.66	24.41	20.76	27.88	32.16
Michigan Hub	20.35	20.36	16.38	20.06	20.52	23.84	23.23	35.47	25.09	25.76	26.83	28.33	44.40	48.41	41.32	55.65	51.46	33.21	36.50	34.41	27.92	25.44	26.61	22.70	30.59	35.43
Minnesota Hub	33.89	18.04	14.27	15.86	18.18	21.25	22.01	144.53	25.22	22.96	25.30	26.15	38.68	40.91	35.71	41.52	43.43	30.77	30.60	29.78	26.72	24.37	24.51	20.16	32.28	38.20
Wisconsin PS	21.29	19.45	15.28	16.68	19.58	22.52	22.86	57.93	24.35	18.62	26.16	27.25	38.49	39.84	35.02	34.62	40.59	31.04	28.77	28.90	26.98	25.13	25.71	21.56	27.86	31.84
Forecasted Load (GW)	57.3	55.1	53.8	53.7	55.6	60.8	66.4	69.5	73.5	76.4	79.2	81.5	83.6	85.0	85.8	85.9	85.2	83.5	83.1	83.9	81.5	76.3	69.8	64.3		
Forecast Error %	0.0%	0.2%	0.3%	0.4%	0.4%	0.4%	0.3%	-0.3%	-2.4%	-2.6%	-2.5%	-2.2%	-1.7%	-1.4%	-1.2%	-1.5%	-1.3%	-1.0%	-1.9%	-1.8%	-2.6%	-3.1%	-2.6%	-1.5%		





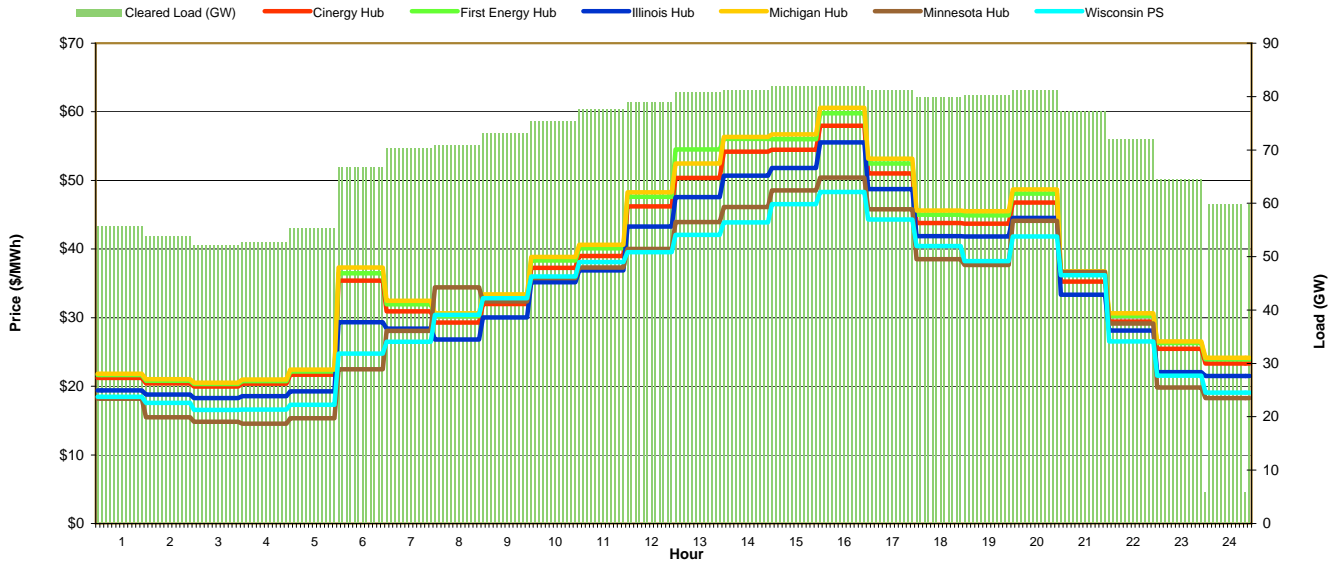
MISO Daily Report

Wednesday September 22, 2010

Price	<=0	>=100	>=200
Forecast Error %	0-4.9%	5-9.9%	>=10%

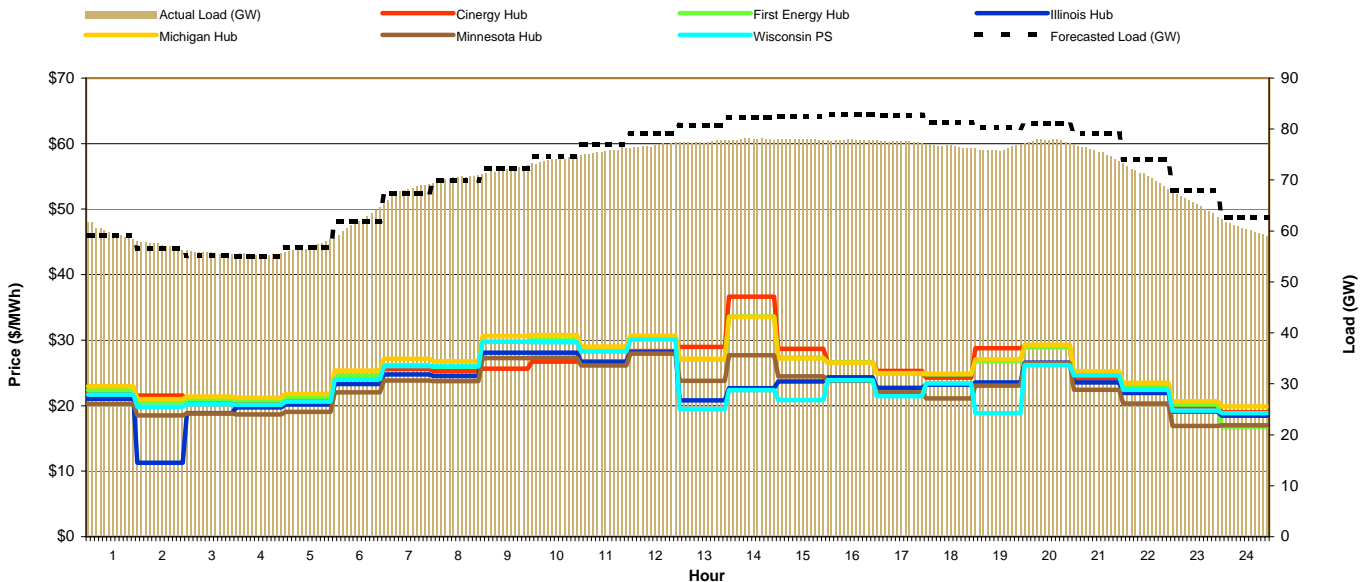
Day-Ahead Prices and Cleared Load

Hour Ending:	1	2	3	4	5	6	7	8	9	10	11	12	13	14	15	16	17	18	19	20	21	22	23	24	Avg. Hr \$			
																									All	On Pk		
Cinergy Hub	21.24	20.43	19.95	20.39	21.70	35.39	30.94	29.29	32.00	37.26	38.98	46.22	50.38	54.19	54.46	57.99	51.02	43.77	43.68	46.76	35.24	29.41	25.46	23.33	36.23	42.26		
First Energy Hub	21.62	20.82	20.31	20.75	22.15	36.45	31.93	30.22	32.95	38.35	40.12	47.62	54.51	56.04	56.00	59.78	52.46	45.02	44.91	48.09	36.29	30.26	26.31	23.92	37.37	43.68		
Illinois Hub	19.42	18.80	18.28	18.58	19.26	29.34	28.41	26.81	30.03	35.16	36.89	43.29	47.59	50.68	51.83	55.56	48.74	41.90	41.81	44.52	33.35	28.14	22.04	21.49	33.83	39.90		
Michigan Hub	21.84	21.05	20.54	21.00	22.43	37.31	32.45	30.62	33.37	38.85	40.64	48.26	52.45	56.33	56.73	60.57	53.15	45.60	45.50	48.68	36.75	30.66	26.54	24.15	37.73	44.04		
Minnesota Hub	18.17	15.48	14.81	14.57	15.36	22.46	28.09	34.44	32.36	35.77	37.31	40.00	43.92	46.12	48.53	50.42	45.80	38.54	37.70	44.10	36.64	29.15	19.82	18.26	31.99	38.79		
Wisconsin PS	18.45	17.57	16.56	16.59	17.31	24.79	26.47	30.40	32.84	36.01	38.11	39.54	42.07	43.90	46.55	48.34	44.30	40.44	38.24	41.85	36.18	26.52	21.57	19.09	31.82	37.93		
Cleared Load (GW)	55.7	53.9	52.3	52.8	55.3	66.8	70.4	71.0	73.1	75.4	77.6	78.9	80.8	81.3	81.9	82.0	81.3	80.0	80.3	81.2	77.3	72.0	64.7	6.0				



Preliminary Real-Time Prices with Forecasted and Actual System Load

Hour Ending:	1	2	3	4	5	6	7	8	9	10	11	12	13	14	15	16	17	18	19	20	21	22	23	24	Avg. Hr \$			
																									All	On Pk		
Cinergy Hub	21.90	21.52	20.64	20.39	20.88	24.14	25.61	25.27	25.63	26.73	26.79	28.35	28.97	36.66	28.67	26.63	25.31	24.27	28.75	29.03	24.20	22.51	19.72	18.98	25.06	26.72		
First Energy Hub	22.38	20.50	20.94	20.83	21.32	24.60	26.18	25.93	29.74	30.06	28.41	30.30	27.07	33.61	27.33	26.62	24.91	24.78	26.82	28.90	24.86	23.04	20.17	16.81	25.25	27.03		
Illinois Hub	21.07	11.26	18.86	19.72	20.18	23.32	24.76	24.54	28.10	28.07	26.60	28.15	20.79	22.66	23.71	24.34	22.70	23.20	23.56	26.57	23.56	21.91	19.12	18.48	22.72	24.22		
Michigan Hub	22.97	21.01	21.40	21.22	21.78	25.36	27.15	26.79	30.61	30.78	29.01	30.66	27.15	33.54	27.22	26.57	24.96	24.85	27.06	29.30	25.25	23.49	20.68	19.88	25.78	27.37		
Minnesota Hub	20.25	18.53	18.83	18.67	19.03	22.05	23.82	23.73	27.24	27.33	26.14	27.94	23.79	27.69	24.49	23.80	22.04	21.12	23.06	26.46	22.44	20.33	16.89	16.99	22.61	24.03		
Wisconsin PS	21.71	19.81	20.24	20.11	20.61	24.02	26.02	26.01	29.75	29.70	28.28	30.08	19.51	22.36	20.88	23.88	21.47	23.41	18.86	26.18	24.61	22.42	19.23	18.84	23.25	24.16		
Forecasted Load (GW)	59.1	56.7	55.2	54.9	56.8	61.9	67.3	69.9	72.2	74.7	76.9	79.1	80.8	82.2	82.5	82.9	82.7	81.2	80.2	81.1	79.1	74.1	67.9	62.6				
Forecast Error %	0.7%	0.8%	0.9%	0.9%	0.7%	0.6%	1.2%	0.9%	-0.1%	-0.7%	-1.5%	-2.8%	-4.2%	-5.4%	-5.9%	-6.5%	-6.7%	-6.0%	-5.2%	-4.4%	-5.1%	-5.3%	-4.6%	-3.7%				





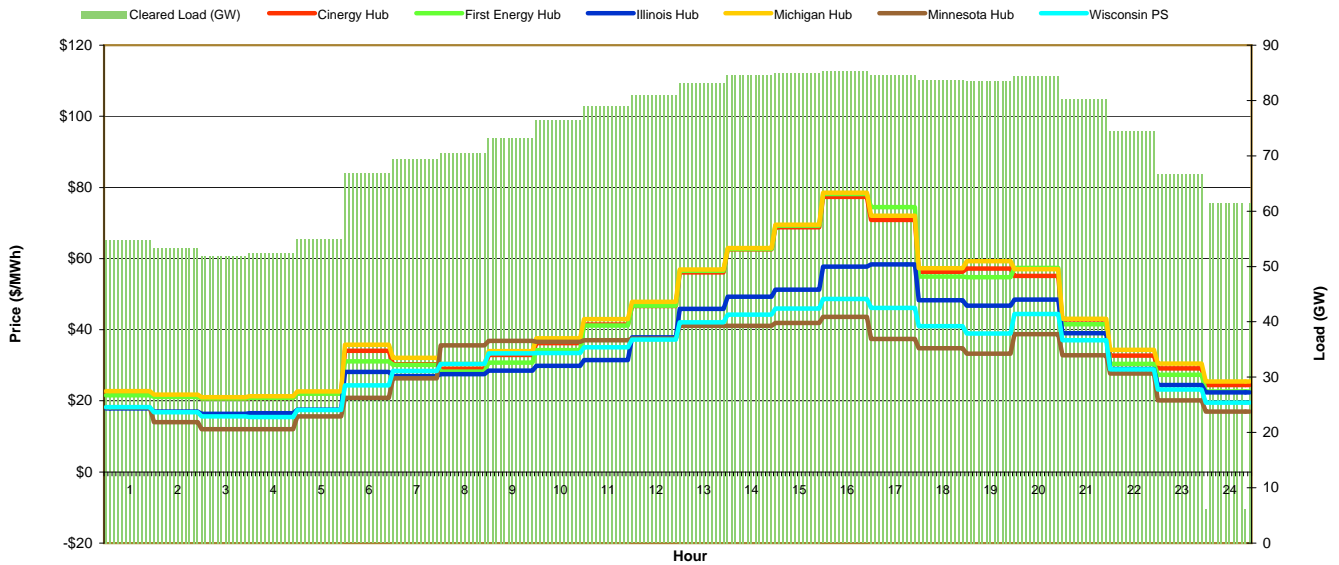
MISO Daily Report

Thursday September 23, 2010

Price	<=0	>=100	>=200
Forecast Error %	0-4.9%	5-9.9%	>=10%

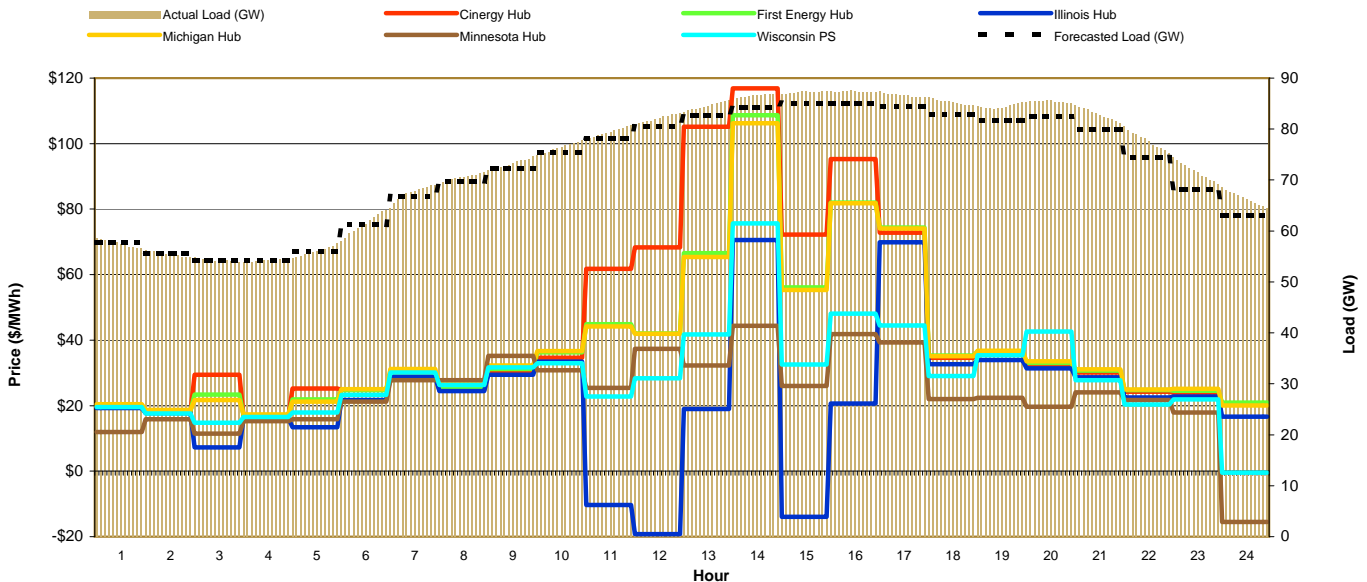
Day-Ahead Prices and Cleared Load

Hour Ending:																									Avg. Hr \$	
	1	2	3	4	5	6	7	8	9	10	11	12	13	14	15	16	17	18	19	20	21	22	23	24	All	On Pk
Cinergy Hub	22.31	21.36	20.64	20.82	22.24	34.10	30.30	29.06	32.92	36.21	41.45	46.69	56.15	62.61	68.83	77.33	70.84	56.29	57.21	55.16	41.75	32.73	29.11	24.42	41.27	49.65
First Energy Hub	21.55	21.13	20.67	20.86	22.01	31.08	30.08	28.26	30.79	34.25	41.16	46.76	56.56	62.71	69.26	78.19	74.46	54.99	54.77	57.36	41.52	30.40	27.34	22.65	40.78	49.30
Illinois Hub	17.90	17.00	16.39	16.57	17.51	28.16	27.00	27.54	28.53	29.83	31.51	37.83	45.89	49.29	51.29	57.75	58.38	48.30	46.80	48.44	38.99	28.96	24.43	22.41	34.03	40.86
Michigan Hub	22.74	21.74	21.06	21.26	22.62	35.81	32.08	30.39	33.94	37.59	42.95	47.83	56.91	63.00	69.55	78.53	72.02	57.25	59.24	57.02	43.06	34.36	30.46	25.46	42.37	50.88
Minnesota Hub	18.11	14.00	12.00	12.00	15.63	20.87	26.31	35.62	36.83	36.62	37.03	37.53	41.09	41.12	41.87	43.57	37.44	34.82	33.25	38.71	32.80	27.71	20.14	17.02	29.67	36.01
Wisconsin PS	18.26	16.80	15.62	15.41	17.41	24.32	28.39	30.41	33.34	33.46	35.02	37.19	42.08	44.24	46.00	48.64	46.11	40.97	38.94	44.40	37.08	28.87	23.17	19.53	31.90	38.12
Cleared Load (GW)	54.9	53.3	51.9	52.5	55.0	66.8	69.4	70.6	73.1	76.5	79.0	80.9	83.2	84.6	85.0	85.2	84.7	83.6	83.6	84.4	80.4	74.5	66.8	6.1		



Preliminary Real-Time Prices with Forecasted and Actual System Load

Hour Ending:																									Avg. Hr \$	
	1	2	3	4	5	6	7	8	9	10	11	12	13	14	15	16	17	18	19	20	21	22	23	24	All	On Pk
Cinergy Hub	19.62	17.87	29.44	16.72	25.25	24.82	29.53	24.76	30.29	34.65	61.77	68.29	105.13	116.89	72.23	95.29	72.83	34.64	35.85	32.42	30.13	24.24	23.97	20.66	43.64	53.96
First Energy Hub	19.97	18.28	23.38	17.07	21.93	24.74	30.27	25.76	31.23	36.31	44.90	42.07	66.60	108.70	56.10	82.01	74.39	35.25	36.53	33.04	30.72	24.73	24.53	20.91	38.73	47.05
Illinois Hub	19.28	17.67	7.25	16.19	13.43	21.73	28.71	24.45	29.47	33.41	-10.32	-19.25	19.02	70.57	-13.96	20.63	69.93	32.64	33.97	31.40	28.62	22.51	22.81	16.63	22.37	24.74
Michigan Hub	20.45	18.64	21.67	17.32	21.24	25.00	31.16	26.51	32.24	36.70	44.23	41.98	65.35	106.19	55.36	81.83	74.07	35.14	36.76	33.57	31.13	24.92	25.13	20.03	38.61	46.94
Minnesota Hub	11.96	15.83	11.45	15.30	15.85	21.26	27.73	27.74	35.23	30.79	25.44	37.37	32.26	44.38	26.04	41.83	39.26	22.04	22.38	19.64	24.06	21.76	17.87	-15.55	23.83	29.26
Wisconsin PS	19.55	17.62	14.77	16.53	17.93	23.29	30.16	26.31	31.71	32.98	22.80	28.34	41.74	75.62	32.56	48.08	44.48	29.06	35.40	42.59	27.81	20.39	21.95	-0.46	29.22	35.11
Forecasted Load (GW)	57.6	55.5	54.3	54.1	56.0	61.2	66.8	69.7	72.4	75.3	78.1	80.5	82.7	84.3	85.1	85.0	84.5	82.8	81.8	82.5	79.9	74.5	68.2	63.0		
Forecast Error %	-0.7%	-0.4%	-0.2%	0.2%	0.3%	0.9%	1.4%	1.4%	1.4%	1.6%	1.8%	2.0%	2.3%	2.6%	2.4%	2.6%	2.4%	2.7%	3.2%	3.3%	3.2%	3.6%	4.2%	4.8%		





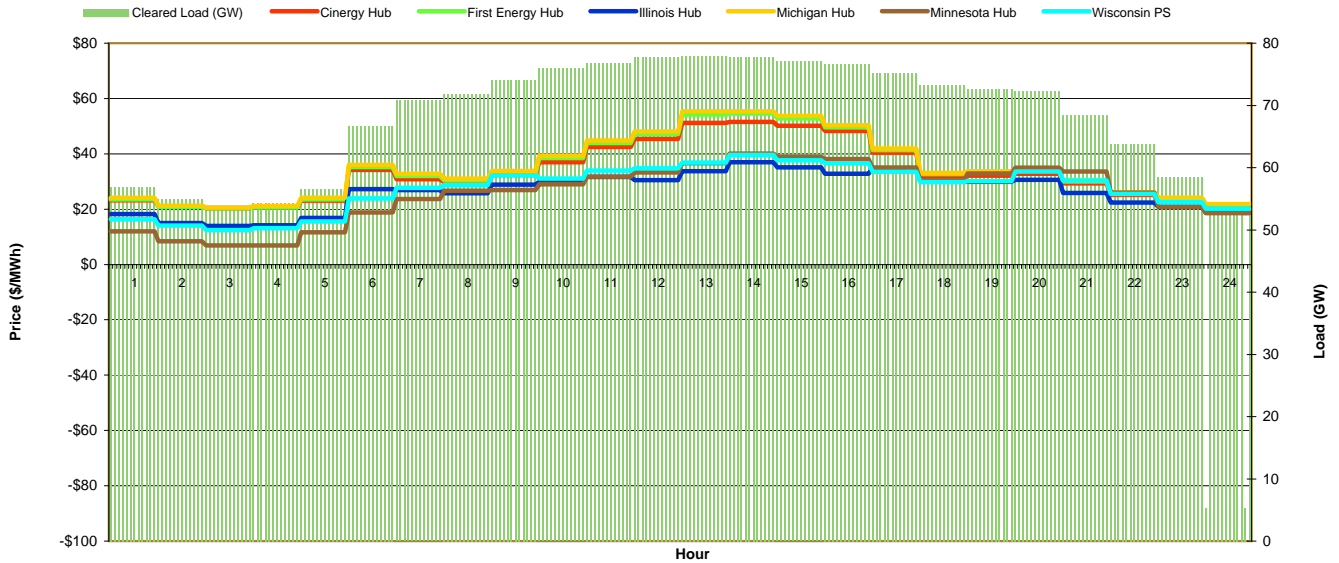
MISO Daily Report

Friday September 24, 2010

Price	<=0	>=100	>=200
Forecast Error %	0-4.9%	5-9.9%	>=10%

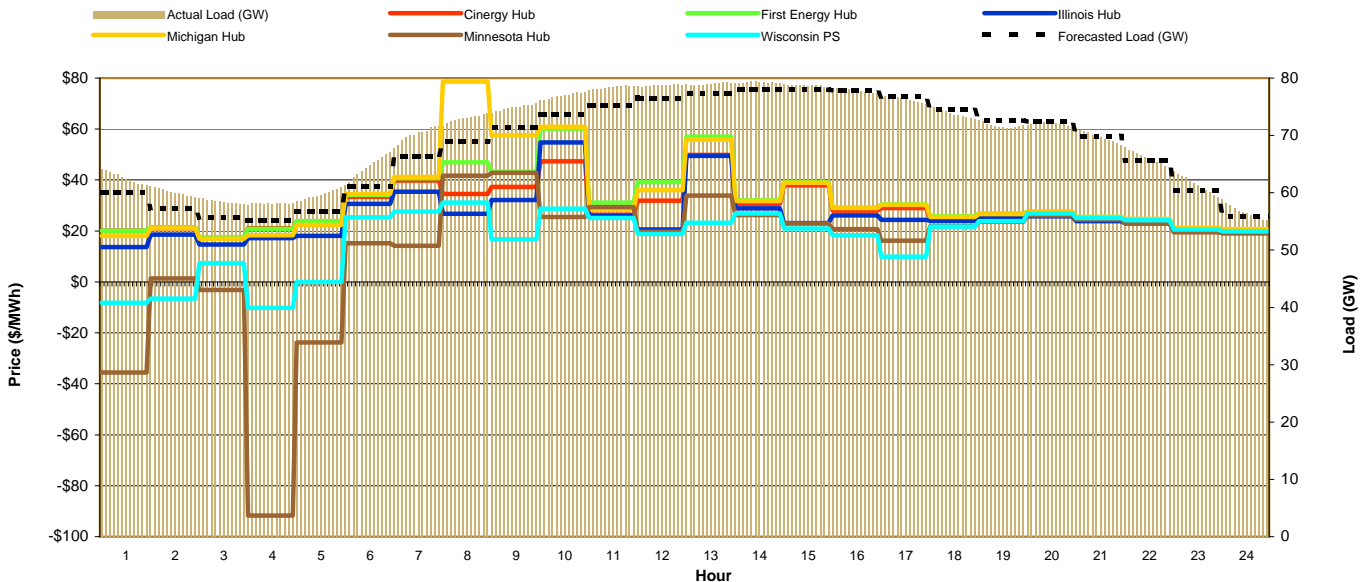
Day-Ahead Prices and Cleared Load

Hour Ending:																									Avg. Hr \$	
	1	2	3	4	5	6	7	8	9	10	11	12	13	14	15	16	17	18	19	20	21	22	23	24	All	On Pk
Cinergy Hub	23.25	20.97	20.30	20.70	23.05	34.22	30.87	29.71	32.34	36.97	42.51	45.41	51.20	51.56	50.21	48.26	40.45	31.75	32.12	32.81	29.28	25.14	23.50	21.29	33.24	37.70
First Energy Hub	23.60	20.92	20.26	20.67	23.49	35.24	32.03	30.39	32.53	38.48	43.91	47.09	54.25	54.55	52.80	49.52	41.37	32.72	33.32	33.79	30.08	25.72	23.94	21.70	34.27	39.03
Illinois Hub	18.17	14.98	14.00	14.20	16.82	27.27	26.93	25.69	28.88	29.90	31.66	30.49	33.72	36.98	35.12	32.76	34.94	30.01	29.92	30.61	25.89	22.37	20.79	18.64	26.28	29.98
Michigan Hub	24.07	21.25	20.70	21.14	24.09	36.09	32.77	31.02	33.83	39.30	44.85	48.09	55.39	55.37	53.77	50.41	41.96	33.13	33.75	34.22	30.47	26.05	24.09	21.84	34.90	39.73
Minnesota Hub	11.94	8.35	6.89	6.85	11.61	18.78	23.66	26.62	26.93	28.96	31.79	33.21	36.59	40.06	38.92	38.15	35.02	30.31	32.88	35.03	33.57	25.92	20.93	18.62	25.90	32.18
Wisconsin PS	16.43	14.11	12.45	13.14	15.61	23.84	27.76	28.81	32.19	31.11	33.97	34.77	36.83	39.64	37.67	36.67	33.55	29.77	30.17	33.61	30.32	25.52	22.46	20.15	27.52	32.31
Cleared Load (GW)	56.9	55.0	53.7	54.3	56.6	66.7	70.8	71.9	74.1	76.0	76.8	77.9	77.9	77.8	77.1	76.7	75.3	73.3	72.7	72.3	68.5	63.8	58.5	5.4		



Preliminary Real-Time Prices with Forecasted and Actual System Load

Hour Ending:																									Avg. Hr \$	
	1	2	3	4	5	6	7	8	9	10	11	12	13	14	15	16	17	18	19	20	21	22	23	24	All	On Pk
Cinergy Hub	20.10	21.13	17.24	21.03	23.67	33.40	39.76	34.52	37.35	47.33	26.33	31.83	49.90	30.66	37.97	28.03	29.02	24.89	25.93	26.71	24.70	23.87	20.41	19.99	28.99	31.22
First Energy Hub	20.05	21.43	17.46	20.83	23.84	34.11	40.66	46.99	43.14	60.16	31.08	39.17	57.06	32.00	39.17	29.16	30.37	25.73	26.83	27.65	25.47	24.55	20.96	20.50	31.60	34.97
Illinois Hub	13.70	18.63	14.74	17.22	18.10	30.63	35.35	26.73	32.08	54.77	25.99	20.54	49.52	28.93	23.13	26.10	24.30	23.96	24.92	25.69	23.81	22.98	19.65	19.23	25.86	28.32
Michigan Hub	18.03	21.12	16.94	18.36	22.29	34.58	41.24	78.59	57.57	60.96	28.53	36.01	55.94	31.76	38.95	28.94	30.28	25.48	26.57	27.48	25.52	24.72	21.19	20.70	32.99	37.41
Minnesota Hub	-35.62	1.34	-3.11	-91.72	-23.76	15.21	14.24	41.67	42.83	25.52	29.38	19.65	33.92	26.30	23.00	20.67	16.13	21.93	23.54	26.08	24.45	23.02	19.42	19.04	13.05	26.09
Wisconsin PS	-8.12	-6.53	7.39	-10.16	-0.07	25.40	27.63	31.18	16.76	28.71	25.13	18.80	23.27	26.87	20.95	18.27	9.91	21.75	23.79	26.91	25.15	24.23	20.53	19.86	17.40	22.64
Forecasted Load (GW)	60.0	57.3	55.7	55.2	56.7	61.1	66.3	68.9	71.3	73.6	75.2	76.5	77.2	78.0	78.0	77.9	76.8	74.4	72.6	72.4	69.9	65.7	60.4	55.9		
Forecast Error %	3.8%	4.4%	4.5%	5.0%	5.1%	5.9%	5.9%	5.8%	4.8%	4.1%	2.9%	2.1%	1.5%	0.8%	-0.2%	-0.9%	-1.1%	-1.4%	-0.7%	-0.6%	0.1%	1.0%	0.9%			





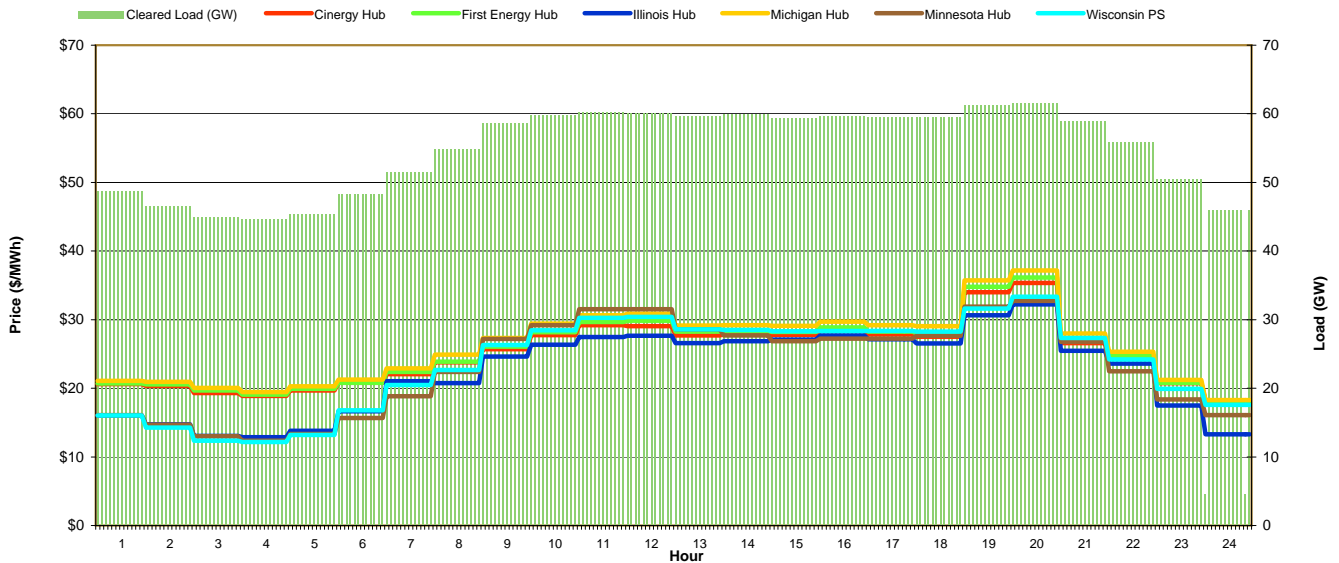
MISO Daily Report

Saturday September 25, 2010

Price	<=0	>=100	>=200
Forecast Error %	0-4.9%	5-9.9%	>=10%

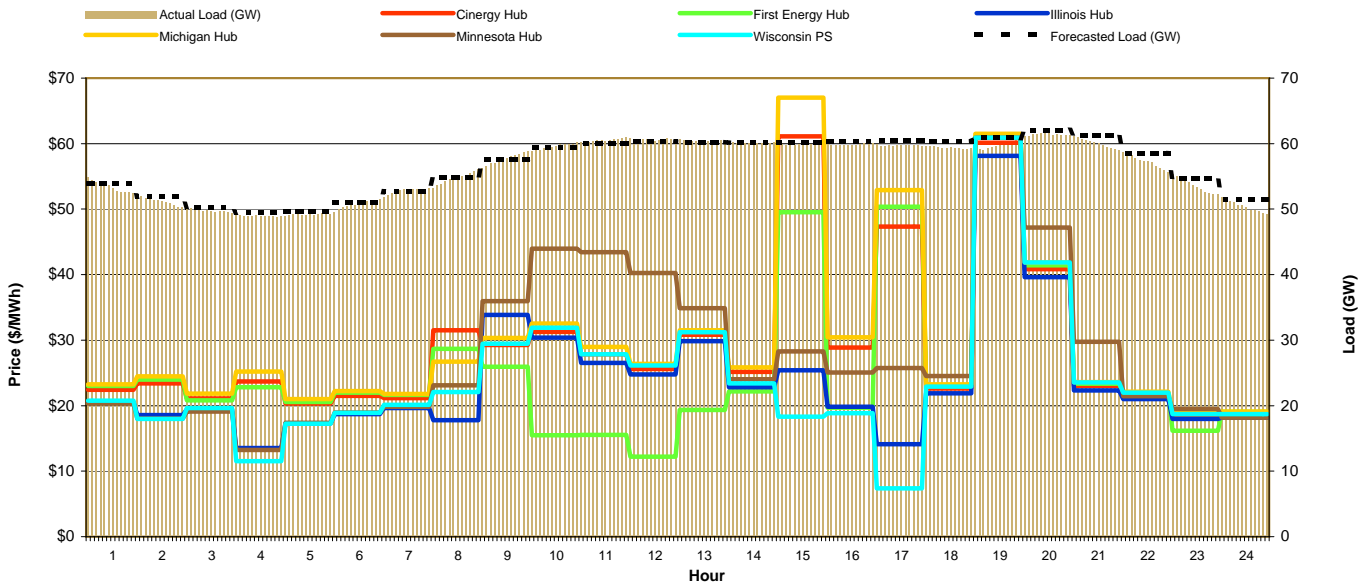
Day-Ahead Prices and Cleared Load

Hour Ending:	Hour																								Avg. Hr \$	
	1	2	3	4	5	6	7	8	9	10	11	12	13	14	15	16	17	18	19	20	21	22	23	24	All	On Pk
Cinergy Hub	20.61	20.34	19.33	18.87	19.70	20.80	22.39	23.80	25.68	27.77	29.21	29.06	27.71	27.86	27.79	28.42	27.86	27.51	34.00	35.36	26.59	24.33	20.77	18.25	25.15	27.73
First Energy Hub	20.69	20.56	19.67	19.09	19.92	20.82	22.39	23.90	26.07	28.19	29.66	29.86	28.26	28.30	28.21	28.85	28.28	28.01	34.80	36.14	27.00	24.70	20.81	17.94	25.51	28.19
Illinois Hub	16.05	14.75	13.06	12.89	13.82	16.64	21.05	20.73	24.64	26.33	27.47	27.66	26.58	26.87	27.08	27.70	27.15	26.53	30.63	32.23	25.47	23.61	17.47	13.28	22.49	26.13
Michigan Hub	21.08	20.96	20.07	19.43	20.28	21.26	22.88	24.89	27.31	29.45	30.62	30.85	29.17	29.19	29.10	29.73	29.19	29.07	35.74	37.19	27.97	25.33	21.23	18.28	26.26	29.13
Minnesota Hub	16.09	14.70	13.00	12.35	13.35	15.66	18.83	22.40	27.17	29.21	31.51	31.52	28.61	27.70	26.85	27.23	27.25	27.65	31.91	32.73	26.76	22.49	18.36	16.11	23.31	27.46
Wisconsin PS	16.06	14.27	12.38	12.18	13.21	16.77	20.48	22.69	26.29	28.46	30.26	30.39	28.57	28.51	28.30	28.38	28.35	28.25	31.62	33.34	27.32	24.22	19.93	17.58	23.66	27.80
Cleared Load (GW)	48.8	46.6	45.0	44.7	45.4	48.3	51.5	54.9	58.6	59.8	60.3	60.1	59.7	60.0	59.4	59.7	59.5	59.5	61.2	61.5	59.0	55.9	50.5	4.6		



Preliminary Real-Time Prices with Forecasted and Actual System Load

Hour Ending:	Hour																								Avg. Hr \$	
	1	2	3	4	5	6	7	8	9	10	11	12	13	14	15	16	17	18	19	20	21	22	23	24	All	On Pk
Cinergy Hub	22.41	23.38	21.11	23.71	20.32	21.49	21.15	31.52	29.24	31.26	27.86	25.58	30.81	25.18	61.11	28.86	47.34	22.61	60.14	40.85	23.00	21.60	18.52	18.80	29.08	32.84
First Energy Hub	22.99	23.98	20.81	22.79	20.58	22.00	21.63	28.67	25.94	15.50	15.53	12.19	19.35	22.16	49.52	19.70	50.35	23.01	61.05	41.41	23.37	21.87	16.16	19.03	25.82	27.86
Illinois Hub	20.51	18.56	19.45	13.51	17.31	18.73	19.64	17.80	33.86	30.36	26.54	24.77	29.84	22.81	25.39	19.84	14.12	21.87	58.15	39.63	22.33	20.99	17.97	18.16	23.84	26.64
Michigan Hub	23.26	24.49	21.82	25.23	21.02	22.22	21.78	26.73	30.35	32.52	28.97	26.40	31.51	25.83	67.00	30.45	52.90	23.23	61.49	41.84	23.59	22.13	18.88	19.11	33.99	
Minnesota Hub	20.32	18.03	19.10	13.24	17.38	18.96	19.84	23.10	35.95	43.94	43.42	40.26	34.89	24.05	28.26	25.04	25.72	24.53	60.91	47.17	29.74	21.43	19.48	18.19	28.04	32.99
Wisconsin PS	20.77	17.97	19.63	11.53	17.24	18.93	20.15	22.09	29.48	31.91	27.85	26.13	31.22	23.41	18.33	18.87	7.37	22.91	60.92	41.87	23.54	21.97	18.70	18.72	23.81	26.66
Forecasted Load (GW)	54.0	51.9	50.3	49.5	49.6	50.9	52.7	54.9	57.7	59.4	60.1	60.3	60.2	60.2	60.1	60.4	60.5	60.3	60.8	62.0	61.2	58.5	54.6	51.5		
Forecast Error %	-1.5%	-1.6%	-1.3%	-1.1%	-0.7%	-0.1%	0.4%	0.2%	0.3%	0.4%	0.8%	0.5%	0.2%	-0.1%	-0.4%	60.4	60.5	60.3	60.8	62.0	61.2	-2.3%	-2.7%	-2.5%		





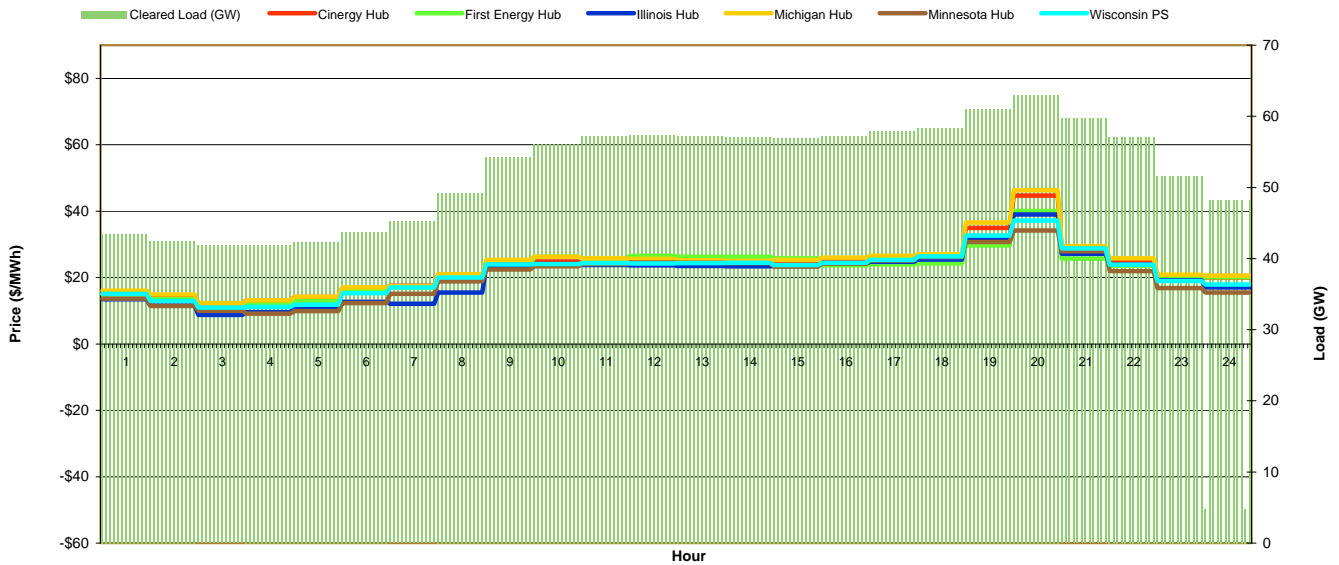
MISO Daily Report

Sunday September 26, 2010

Price	<=0	>=100	>=200
Forecast Error %	0-4.9%	5-9.9%	>=10%

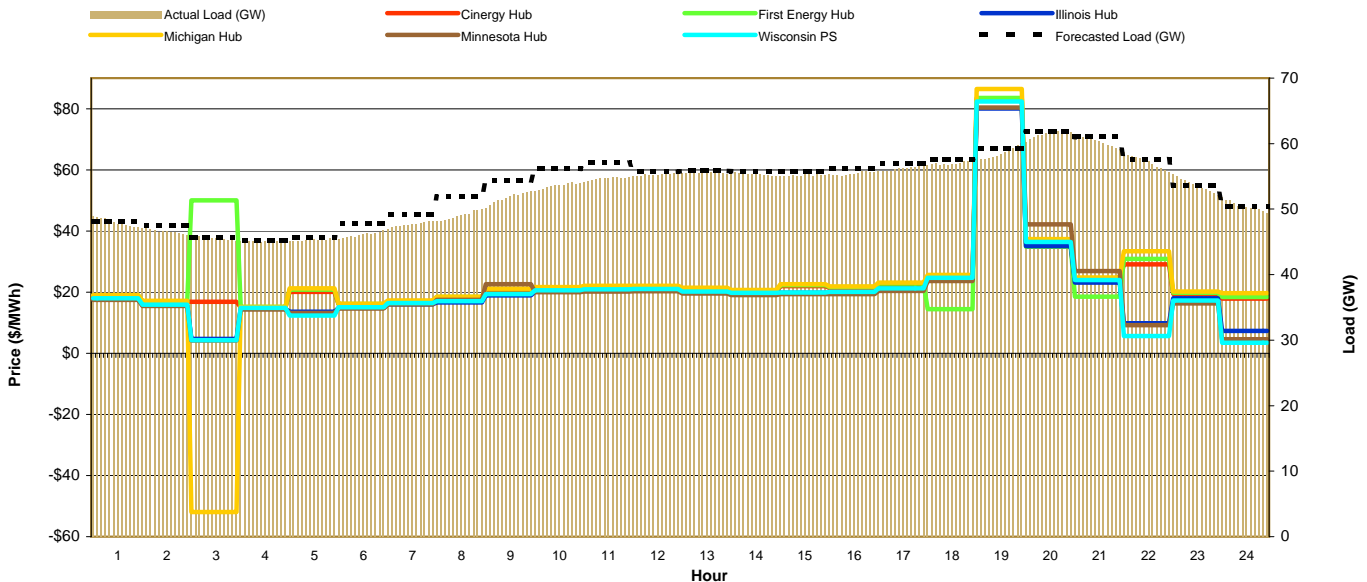
Day-Ahead Prices and Cleared Load

Hour Ending:																									Avg. Hr \$	
	1	2	3	4	5	6	7	8	9	10	11	12	13	14	15	16	17	18	19	20	21	22	23	24	All	On Pk
Cinergy Hub	15.70	14.65	12.22	13.15	14.15	16.79	17.55	20.92	23.99	24.87	24.49	24.38	24.13	24.04	24.30	24.96	25.46	26.09	35.00	44.65	28.40	24.82	20.08	20.03	22.70	26.29
First Energy Hub	14.89	13.42	10.86	11.89	12.92	16.58	17.07	20.53	23.23	26.30	25.84	26.56	26.31	26.28	25.75	23.64	23.93	24.26	29.61	40.05	25.72	23.62	20.45	20.15	22.08	25.76
Illinois Hub	13.45	11.49	8.69	9.61	10.70	12.69	12.06	15.51	23.32	24.06	23.79	23.71	23.51	23.41	23.48	24.15	24.69	25.39	31.92	39.03	27.15	23.86	19.15	17.07	20.50	24.76
Michigan Hub	16.06	14.88	12.29	13.13	14.22	16.99	17.45	20.99	25.31	26.24	25.83	25.62	25.21	24.98	25.33	25.95	26.56	27.01	36.62	46.32	29.48	25.76	20.90	20.56	23.49	27.38
Minnesota Hub	13.62	11.47	9.94	9.11	9.93	12.34	15.06	18.87	22.44	23.35	24.03	24.55	24.49	24.33	23.30	24.15	25.10	26.18	30.75	34.16	27.89	21.95	16.80	15.44	20.39	24.52
Wisconsin PS	15.10	12.99	10.96	11.14	11.86	15.32	17.06	19.99	23.94	24.04	24.34	24.28	24.31	24.42	23.75	24.46	25.28	26.33	32.61	37.16	28.79	23.91	18.93	17.90	21.62	25.41
Cleared Load (GW)	43.4	42.5	41.8	41.9	42.4	43.8	45.2	49.3	54.3	56.1	57.3	57.4	57.2	57.1	56.9	57.2	57.9	58.3	61.0	63.0	59.7	57.1	51.5	4.8		



Preliminary Real-Time Prices with Forecasted and Actual System Load

Hour Ending:																									Avg. Hr \$	
	1	2	3	4	5	6	7	8	9	10	11	12	13	14	15	16	17	18	19	20	21	22	23	24	All	On Pk
Cinergy Hub	18.70	16.87	16.88	15.04	20.04	15.99	16.99	18.18	20.64	21.15	21.54	21.48	20.79	20.24	21.92	21.31	22.42	24.89	83.13	36.02	23.79	29.08	19.42	17.93	23.52	26.63
First Energy Hub	18.93	16.95	50.02	15.14	20.86	16.12	16.42	18.45	19.44	20.97	21.87	21.80	21.11	20.56	22.31	21.63	22.77	14.45	83.53	34.86	18.48	30.87	19.81	18.42	24.41	25.81
Illinois Hub	17.56	15.68	4.73	14.56	13.56	14.87	15.99	16.60	18.93	20.14	20.46	20.52	19.72	19.28	19.75	19.77	20.87	24.11	80.04	35.00	23.13	9.85	17.96	7.31	20.43	24.13
Michigan Hub	18.98	17.12	-51.98	15.20	21.27	16.21	17.21	18.54	21.13	21.62	22.04	22.02	21.41	20.75	22.62	21.90	23.10	25.59	86.45	37.39	24.80	33.33	20.20	19.68	21.52	27.68
Minnesota Hub	17.48	15.44	4.20	14.32	13.14	14.66	16.04	17.50	22.60	19.95	20.22	20.24	19.57	19.08	19.34	19.36	20.35	23.61	80.35	42.17	26.84	9.23	16.31	4.61	20.69	24.80
Wisconsin PS	17.96	15.92	4.30	14.87	12.33	15.06	16.42	17.00	19.36	20.65	20.96	20.99	20.19	19.78	19.90	20.07	21.21	24.67	82.33	36.37	23.93	5.60	17.30	3.42	20.44	24.39
Forecasted Load (GW)	48.1	47.5	45.7	45.3	45.6	47.8	49.2	51.9	54.4	56.2	57.1	55.7	55.9	55.8	55.7	56.1	56.9	57.6	59.2	61.8	61.0	57.6	53.6	50.4		
Forecast Error %	-0.6%	-2.3%	-0.5%	-0.6%	-0.8%	-3.6%	-3.1%	-5.6%	-4.9%	-4.8%	-4.5%	-0.8%	-0.6%	-1.1%	-1.1%	-1.3%	-1.0%	-0.9%	-0.5%	-1.6%	-1.2%	-0.5%	-0.2%			





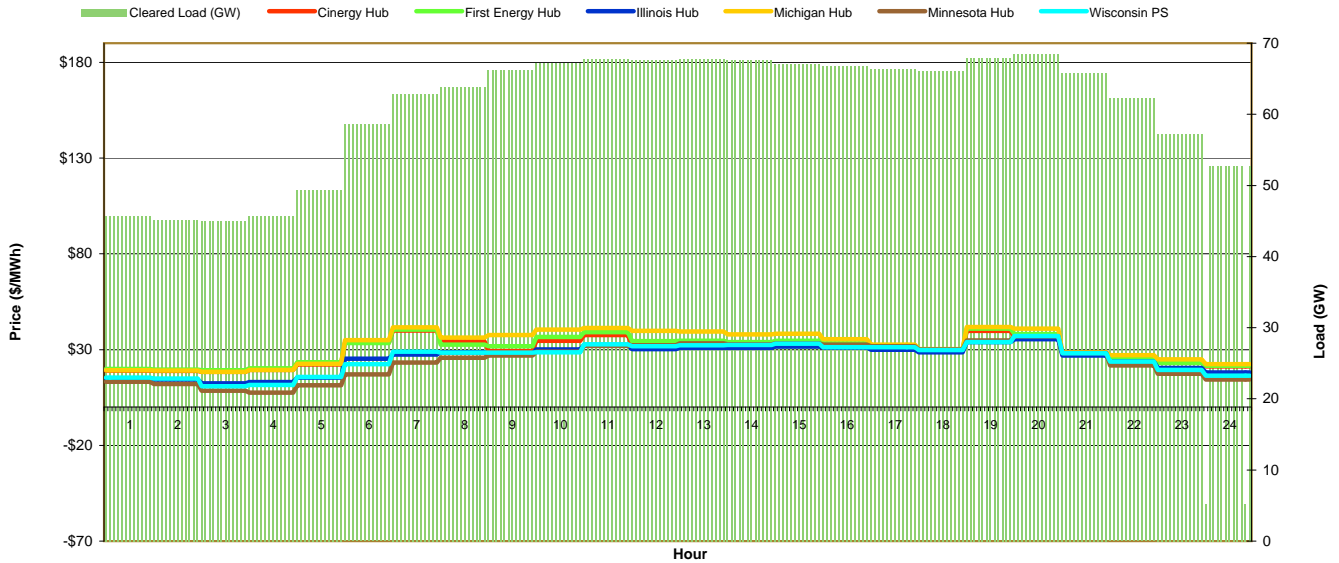
MISO Daily Report

Monday September 27, 2010

Price	<=0	>=100	>=200
Forecast Error %	0-4.9%	5-9.9%	>=10%

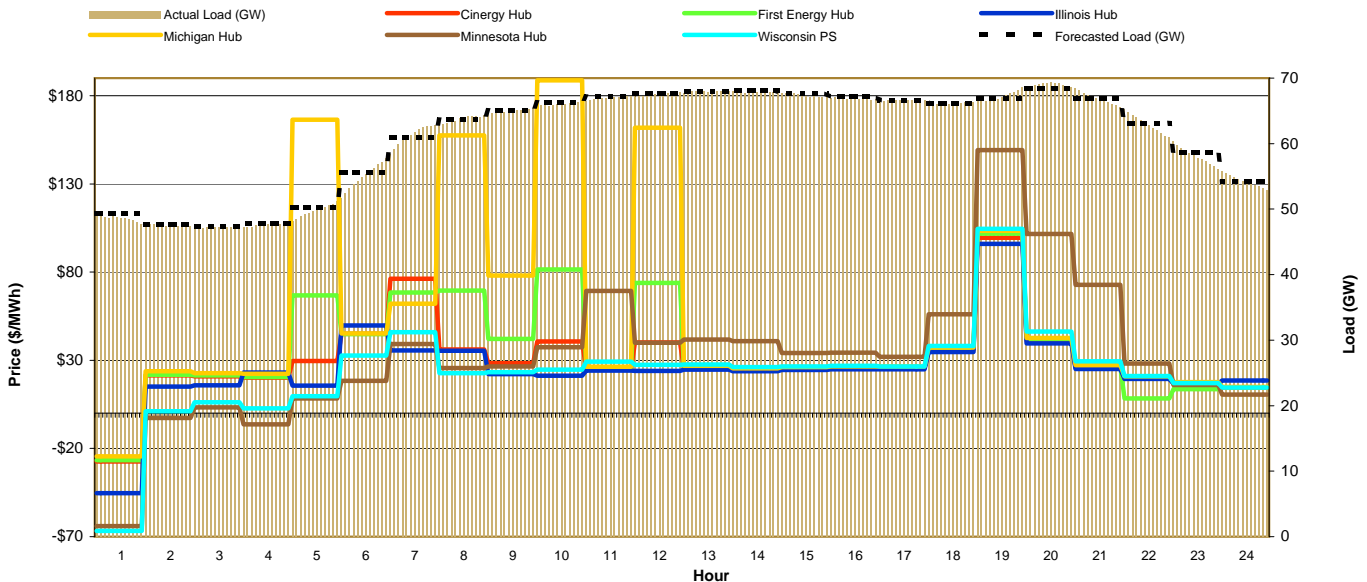
Day-Ahead Prices and Cleared Load

Hour Ending:																									Avg. Hr \$	
	1	2	3	4	5	6	7	8	9	10	11	12	13	14	15	16	17	18	19	20	21	22	23	24	All	On Pk
Cinergy Hub	19.01	18.86	18.31	19.32	22.24	33.65	40.01	34.20	29.32	34.56	37.68	32.08	32.48	32.24	32.89	32.14	30.78	29.25	39.72	36.73	27.64	24.73	23.61	21.20	29.28	31.88
First Energy Hub	19.86	19.63	19.28	20.31	23.47	33.40	40.52	32.56	31.73	36.61	39.17	34.41	34.59	33.99	34.55	33.24	31.45	29.69	40.93	38.07	28.06	25.23	23.07	21.50	30.22	32.96
Illinois Hub	14.64	14.41	12.36	13.07	15.42	25.23	27.35	28.58	27.63	30.04	32.50	30.34	30.85	30.87	31.54	31.05	29.91	28.51	33.85	35.45	26.93	23.69	20.39	18.08	25.53	29.51
Michigan Hub	19.15	19.00	18.46	19.45	22.53	34.93	41.60	36.24	37.58	40.50	41.21	39.86	39.45	37.96	38.27	35.51	32.59	30.28	41.83	40.88	28.63	27.16	24.86	22.37	32.10	35.80
Minnesota Hub	13.18	12.02	8.52	7.54	11.31	17.00	23.17	25.76	26.93	28.92	31.91	32.28	33.19	32.71	33.33	32.57	31.79	30.02	34.82	36.91	28.22	21.80	17.44	14.30	24.40	29.91
Wisconsin PS	15.42	14.92	10.84	11.51	15.64	22.47	28.86	28.42	28.40	28.64	32.79	31.82	32.29	32.38	33.08	31.28	31.24	29.74	33.98	37.05	28.02	23.82	19.36	16.44	25.76	30.14
Cleared Load (GW)	45.8	45.1	45.0	45.7	49.3	58.6	62.9	63.9	66.2	67.2	67.7	67.6	67.8	67.7	67.1	66.8	66.3	66.1	67.9	68.5	65.8	62.2	57.2	5.3		



Preliminary Real-Time Prices with Forecasted and Actual System Load

Hour Ending:																									Avg. Hr \$	
	1	2	3	4	5	6	7	8	9	10	11	12	13	14	15	16	17	18	19	20	21	22	23	24	All	On Pk
Cinergy Hub	-27.45	21.44	20.85	20.22	29.54	44.98	76.32	36.11	28.32	40.65	24.94	40.15	25.44	24.39	25.08	25.51	25.63	35.86	99.53	40.95	25.84	20.06	17.00	14.49	30.66	33.47
First Energy Hub	-26.65	21.89	21.39	20.57	66.75	44.83	68.35	69.44	42.15	81.50	25.64	73.89	26.20	24.95	25.61	26.01	26.12	36.59	101.79	41.89	26.47	8.33	13.68	14.70	36.75	40.64
Illinois Hub	-45.32	15.01	15.80	23.00	15.70	49.75	35.60	35.50	22.18	21.20	24.24	24.07	24.76	23.82	24.47	24.84	24.93	34.74	96.10	39.57	24.99	19.50	16.66	18.62	25.41	30.10
Michigan Hub	-24.40	23.76	22.68	22.27	166.48	45.26	62.06	157.48	78.11	188.65	26.26	161.86	26.91	25.50	26.09	26.47	26.54	37.26	103.50	42.64	27.16	20.86	17.56	14.88	55.24	62.05
Minnesota Hub	-64.10	-2.60	3.22	-6.30	8.32	18.41	39.26	25.66	26.53	37.33	69.41	39.90	41.83	40.77	34.23	34.35	31.88	56.10	149.26	101.73	72.82	28.08	16.02	10.60	33.86	50.37
Wisconsin PS	-66.72	1.19	6.22	2.76	9.67	32.75	45.85	22.69	23.35	24.76	29.19	27.45	27.60	26.18	26.55	26.81	26.59	38.14	104.63	46.31	29.40	21.00	17.16	14.55	23.50	32.36
Forecasted Load (GW)	49.3	47.6	47.3	47.8	50.2	55.7	60.9	63.7	65.1	66.3	67.1	67.6	68.0	68.0	67.6	67.1	66.6	66.1	66.9	68.4	66.9	63.1	58.6	54.2		
Forecast Error %	-1.7%	-0.4%	-0.3%	-0.3%	-0.5%	-0.4%	1.0%	0.3%	-0.1%	-0.3%	-0.2%	-0.1%	-0.1%	-0.3%	-0.5%	-0.4%	-0.1%	0.0%	0.7%	0.8%	-0.5%	-0.9%	-1.6%	-0.2%		





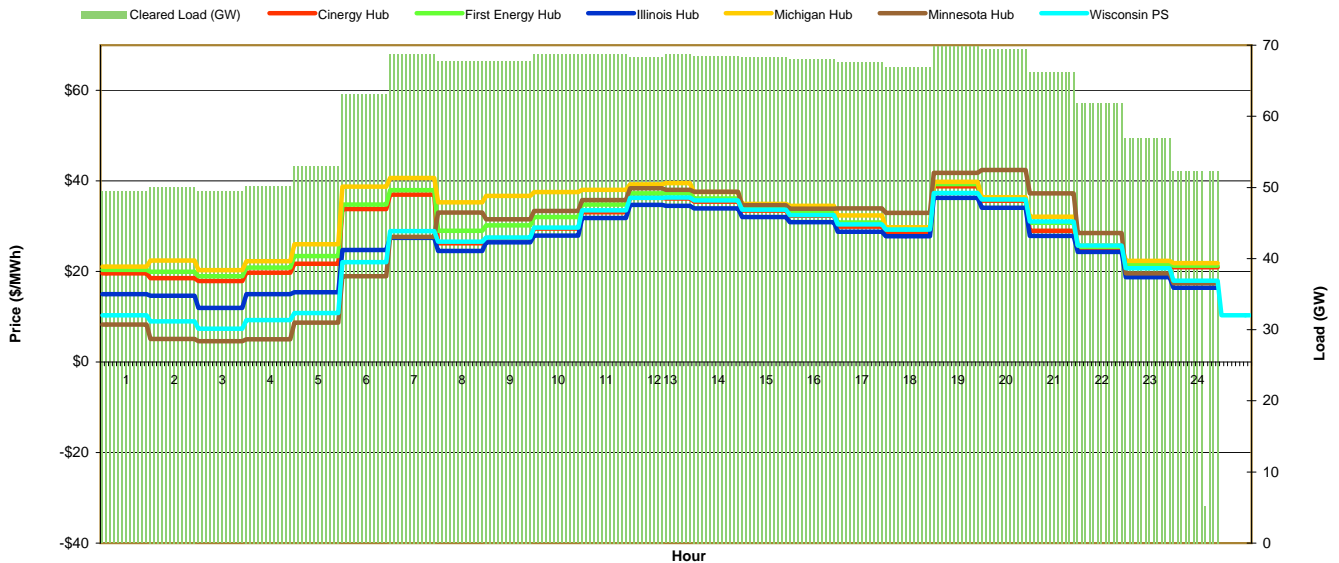
MISO Daily Report

Tuesday September 28, 2010

Price	<=0	>=100	>=200
Forecast Error %	0-4.9%	5-9.9%	>=10%

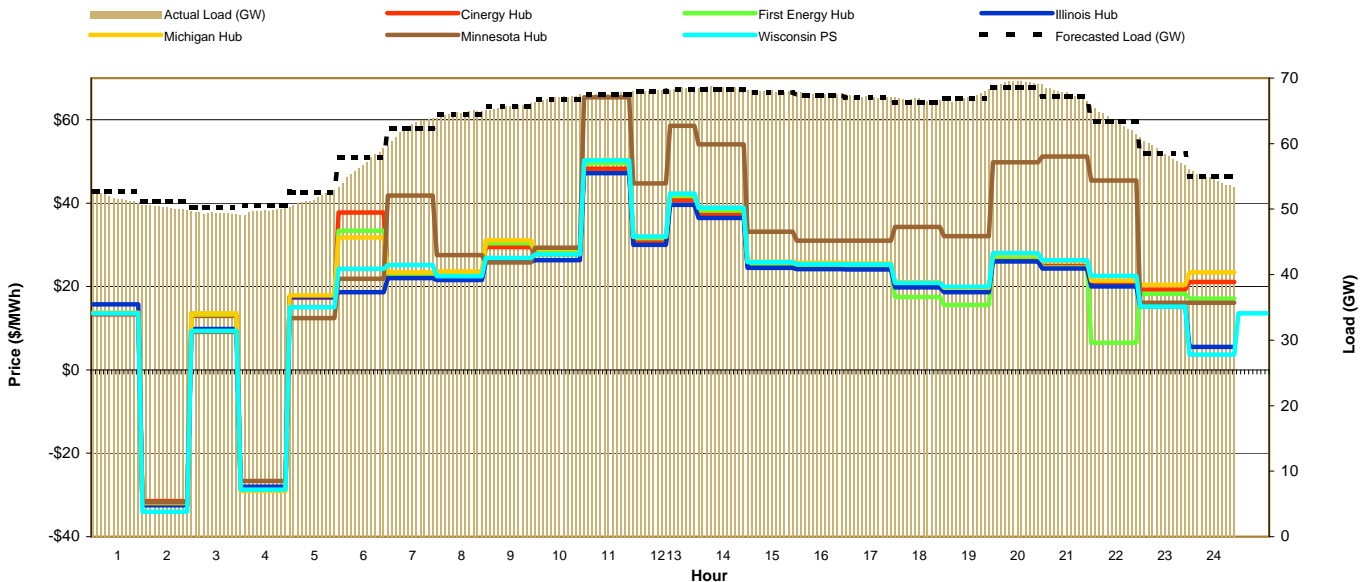
Day-Ahead Prices and Cleared Load

Hour Ending:																									Avg. Hr \$	
	1	2	3	4	5	6	7	8	9	10	11	12	13	14	15	16	17	18	19	20	21	22	23	24	All	On Pk
Cinergy Hub	19.57	18.50	17.89	19.76	21.69	33.78	37.00	26.21	27.35	29.51	33.09	36.30	36.11	35.42	33.42	32.29	29.89	28.75	38.80	35.63	28.97	24.96	21.55	20.92	28.64	31.14
First Energy Hub	20.38	19.97	18.95	20.86	23.44	34.81	37.98	29.00	30.22	32.04	34.81	37.30	37.24	36.17	34.00	33.05	30.84	29.27	39.35	35.99	30.76	25.48	21.71	21.26	29.79	32.33
Illinois Hub	15.00	14.63	11.98	15.00	15.43	24.79	27.45	24.55	26.48	27.92	31.80	34.75	34.48	33.94	32.07	30.92	28.76	27.82	36.29	34.10	27.85	24.33	18.75	16.44	25.65	29.68
Michigan Hub	21.05	22.39	20.27	22.28	26.02	38.75	40.69	35.32	36.72	37.58	38.07	39.22	39.56	37.52	34.96	34.48	32.39	29.74	39.80	36.42	32.09	25.76	22.32	21.86	31.89	34.50
Minnesota Hub	8.25	5.07	4.58	5.00	8.71	18.96	27.66	33.04	31.52	33.40	35.75	38.41	38.02	37.61	34.67	33.84	33.95	32.94	41.78	42.40	37.24	28.50	19.62	17.41	27.01	34.54
Wisconsin PS	10.34	9.00	7.36	9.27	10.86	22.07	28.90	26.61	27.51	29.68	33.50	36.26	36.33	35.72	33.68	32.47	30.39	29.32	37.37	35.95	31.03	25.74	20.70	17.94	25.75	31.39
Cleared Load (GW)	49.4	50.0	49.4	50.2	53.0	63.1	68.7	67.7	67.8	68.7	68.8	68.3	68.7	68.5	68.4	68.1	67.6	66.9	69.8	69.5	66.3	61.9	57.0	5.2		



Preliminary Real-Time Prices with Forecasted and Actual System Load

Hour Ending:																									Avg. Hr \$	
	1	2	3	4	5	6	7	8	9	10	11	12	13	14	15	16	17	18	19	20	21	22	23	24	All	On Pk
Cinergy Hub	13.36	-31.46	12.98	-28.41	17.32	37.74	22.66	22.74	29.50	27.77	48.31	30.78	40.69	37.34	24.97	24.71	24.61	20.27	19.05	26.56	24.94	20.49	19.28	21.11	21.14	27.63
First Energy Hub	13.58	-31.92	13.28	-28.84	17.64	33.37	23.10	23.23	30.37	28.56	49.60	31.59	41.74	38.24	25.52	25.23	25.12	17.51	15.56	27.17	24.57	6.51	18.25	17.12	20.25	26.80
Illinois Hub	15.74	-32.47	9.79	-28.02	17.52	18.63	22.02	21.58	25.97	26.32	47.23	29.97	39.62	36.44	24.47	24.21	24.07	19.78	18.62	26.00	24.33	19.99	15.28	5.54	18.86	26.49
Michigan Hub	13.70	-31.97	13.58	-29.06	17.86	31.77	23.44	23.65	31.12	29.07	50.32	31.92	42.24	38.82	25.93	25.69	25.52	21.05	19.73	27.71	26.20	21.43	20.42	23.40	21.81	28.90
Minnesota Hub	13.40	-31.70	9.15	-26.68	12.43	21.85	41.81	27.55	25.79	29.31	65.40	44.76	58.60	54.09	33.13	30.98	30.98	34.34	32.06	49.84	51.21	45.47	16.12	16.12	28.58	39.35
Wisconsin PS	13.56	-34.01	9.33	-28.75	15.03	24.24	25.17	22.48	26.88	27.69	50.31	31.97	42.28	38.92	25.86	25.43	25.31	20.87	19.93	28.01	26.30	22.56	15.23	3.68	19.93	28.12
Forecasted Load (GW)	52.7	51.1	50.3	50.5	52.6	57.8	62.4	64.4	65.6	66.7	67.5	68.0	68.3	68.2	67.8	67.4	67.0	66.3	66.8	68.6	67.3	63.3	58.4	55.0		
Forecast Error %	-61.8%	-1.8%	-2.0%	-1.5%	-1.7%	-1.5%	0.5%	0.5%	0.1%	0.4%	0.1%	0.1%	0.3%	0.4%	0.1%	0.2%	0.2%	0.5%	0.6%	0.9%	0.3%	-0.2%	-0.3%	-10.2%		





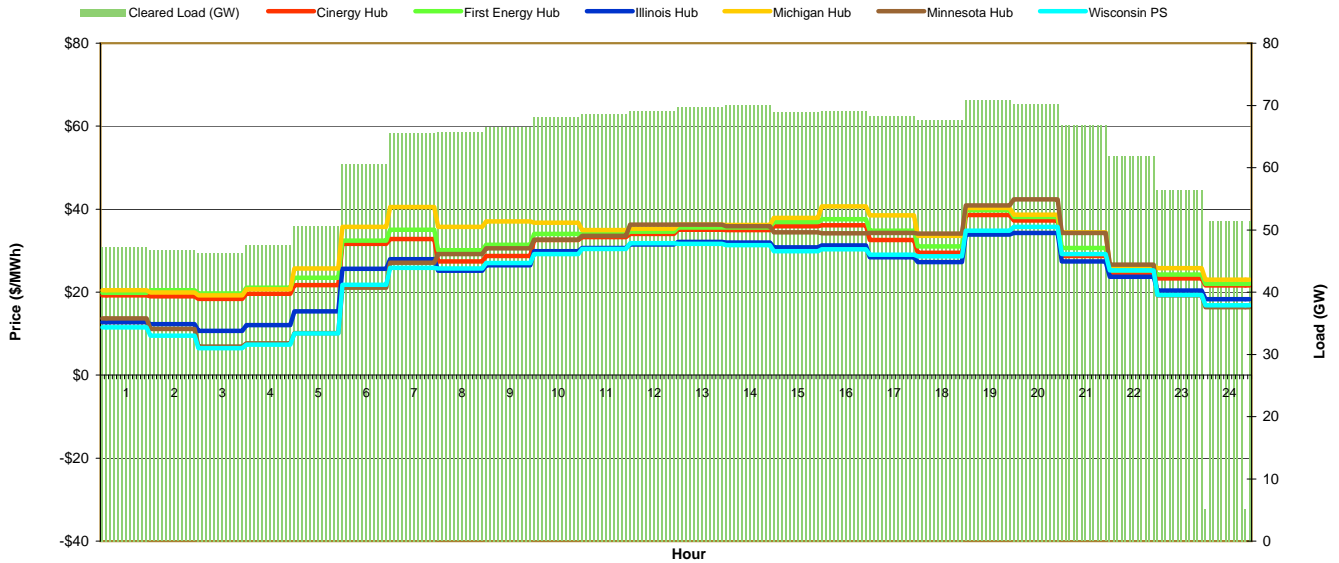
MISO Daily Report

Wednesday September 29, 2010

Price	<=0	>=100	>=200
Forecast Error %	0-4.9%	5-9.9%	>=10%

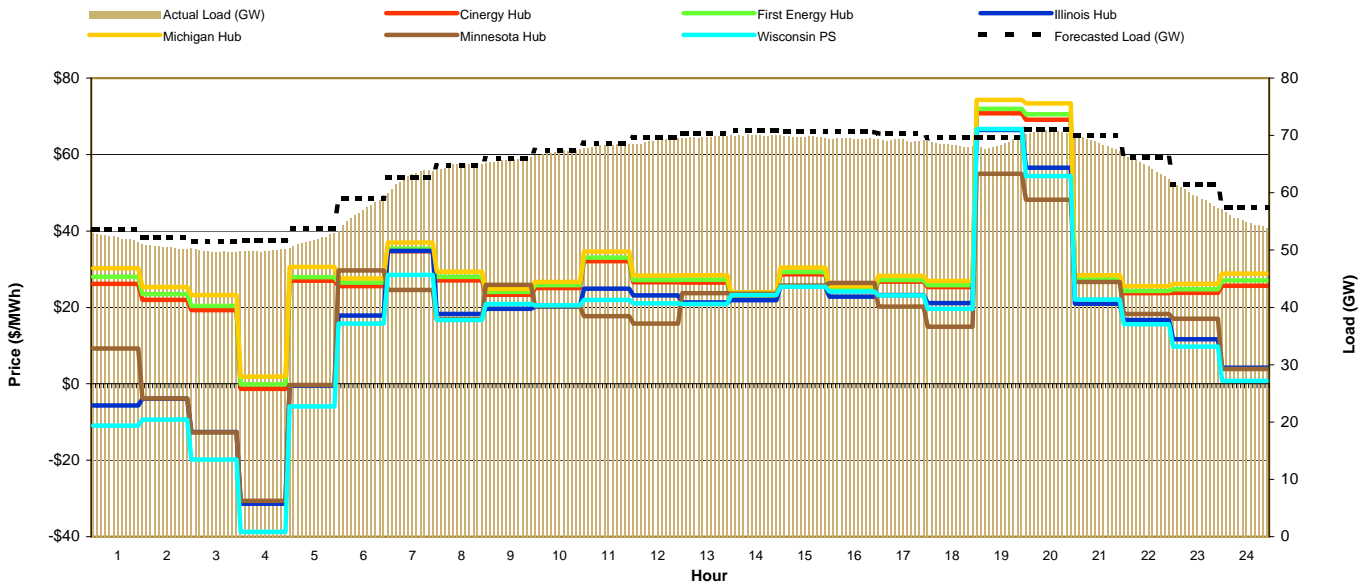
Day-Ahead Prices and Cleared Load

Hour Ending:																									Avg. Hr \$	
	1	2	3	4	5	6	7	8	9	10	11	12	13	14	15	16	17	18	19	20	21	22	23	24	All	On Pk
Cinergy Hub	19.22	18.97	18.38	19.58	21.67	31.61	32.78	27.44	28.68	32.56	33.29	34.05	35.07	35.00	35.91	36.14	32.57	29.50	38.55	37.29	28.70	24.48	23.31	21.59	29.01	32.03
First Energy Hub	19.86	20.48	19.68	21.11	23.48	32.44	35.05	30.10	31.38	34.06	34.04	34.55	35.59	35.60	36.90	37.59	34.83	31.06	39.75	38.15	30.64	25.24	24.26	22.01	30.33	33.36
Illinois Hub	12.78	12.31	10.70	12.07	15.35	25.66	27.93	25.20	26.47	29.84	30.61	31.52	32.13	31.92	30.77	31.28	28.41	27.27	33.87	34.24	27.40	23.72	20.42	18.33	25.01	29.07
Michigan Hub	20.49	19.89	19.25	20.73	25.74	35.75	40.53	35.74	37.06	36.73	35.00	35.26	36.30	36.17	37.90	40.66	38.51	33.54	40.29	38.63	34.40	26.30	25.76	23.01	32.24	35.52
Minnesota Hub	13.65	11.14	6.92	7.67	10.16	21.07	27.09	29.20	30.57	32.64	33.61	36.28	36.26	35.89	34.40	34.18	34.24	34.12	40.88	42.39	34.27	26.62	19.21	16.38	27.04	33.42
Wisconsin PS	11.53	9.52	6.51	7.36	10.03	21.75	25.85	25.67	27.00	29.19	30.39	31.78	31.67	31.33	29.87	30.33	28.99	28.62	34.80	35.73	29.15	25.24	19.33	16.87	24.10	29.32
Cleared Load (GW)	47.2	46.7	46.3	47.6	50.6	60.6	65.6	65.7	66.6	68.1	68.6	69.1	69.8	70.0	68.9	69.0	68.3	67.6	70.8	70.2	66.8	61.8	56.3	5.1		



Preliminary Real-Time Prices with Forecasted and Actual System Load

Hour Ending:																									Avg. Hr \$	
	1	2	3	4	5	6	7	8	9	10	11	12	13	14	15	16	17	18	19	20	21	22	23	24	All	On Pk
Cinergy Hub	26.19	21.99	19.33	-1.28	27.03	25.53	34.68	27.10	23.34	25.05	32.12	26.57	26.52	22.78	28.66	24.31	26.71	25.29	70.75	69.09	26.81	23.73	23.77	25.66	28.41	31.41
First Energy Hub	28.03	23.49	20.35	-0.10	27.94	26.45	35.38	28.00	24.02	25.79	33.04	27.17	27.24	23.25	29.23	24.72	27.20	25.79	71.92	70.54	27.39	24.35	24.71	27.09	29.29	32.15
Illinois Hub	-5.70	-3.91	-12.63	-31.40	-0.46	17.85	34.82	18.27	19.61	20.25	24.93	23.17	21.29	21.92	25.52	22.77	23.22	21.13	66.41	56.57	20.97	16.73	11.63	4.24	17.38	25.90
Michigan Hub	30.28	25.28	23.21	1.87	30.63	27.58	36.97	29.31	24.85	26.68	34.60	28.36	28.42	23.96	30.43	25.57	28.22	26.90	74.27	73.41	28.38	25.55	26.15	28.82	30.82	33.44
Minnesota Hub	9.21	-3.85	-12.71	-30.66	-0.33	29.65	24.56	16.98	25.92	20.29	17.73	15.79	23.74	23.54	25.75	26.40	20.22	14.94	54.99	48.17	26.67	18.32	17.01	3.90	17.34	24.78
Wisconsin PS	-10.94	-9.37	-19.80	-38.78	-5.88	15.74	28.47	16.68	20.87	20.57	21.97	21.06	20.88	23.25	25.44	24.11	23.17	19.63	66.65	54.34	22.02	15.57	9.77	0.75	15.26	25.37
Forecasted Load (GW)	53.7	52.3	51.5	51.7	53.8	59.0	62.7	64.7	65.9	67.5	68.7	69.6	70.4	70.8	70.7	70.6	70.3	69.5	69.6	71.0	69.9	66.1	61.5	57.5		
Forecast Error %	-3.1%	-3.7%	-3.6%	-3.6%	-3.3%	0.4%	0.1%	-0.2%	-0.5%	-0.7%	-0.8%	-0.9%	-1.2%	-1.4%	-1.8%	-1.8%	-1.9%	-1.4%	-0.6%	-2.2%	-3.0%	-4.0%	-4.6%			





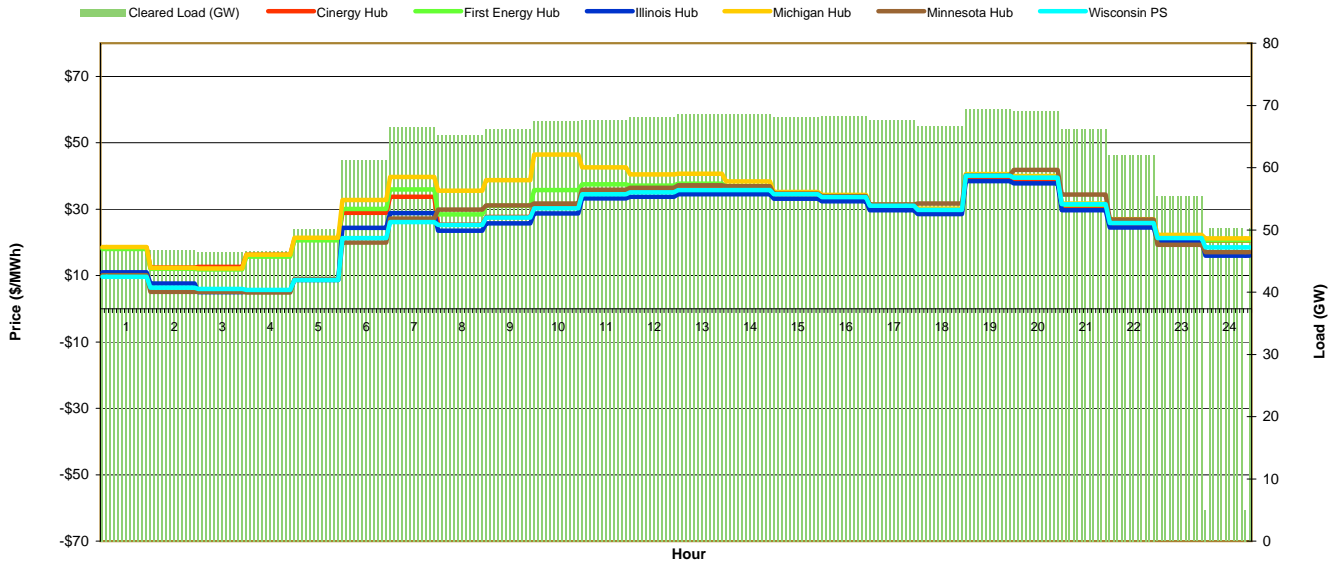
MISO Daily Report

Thursday September 30, 2010

Price	<=0	>=100	>=200
Forecast Error %	0-4.9%	5-9.9%	>=10%

Day-Ahead Prices and Cleared Load

Hour Ending:																									Avg. Hr \$			
	1	2	3	4	5	6	7	8	9	10	11	12	13	14	15	16	17	18	19	20	21	22	23	24	All	On Pk		
Cinergy Hub	18.40	12.44	12.57	16.26	20.87	28.86	33.70	25.32	27.69	31.25	35.13	35.53	36.28	36.03	34.40	33.56	30.42	29.28	39.41	38.78	30.69	25.29	21.31	20.49	28.08	31.90	28.05	33.29
First Energy Hub	18.05	12.07	11.81	15.73	20.63	30.09	35.94	28.45	31.05	35.80	37.47	37.09	37.66	36.81	34.76	33.90	30.99	29.84	40.16	39.53	31.36	26.05	21.64	20.59	28.08	31.90	28.05	33.29
Illinois Hub	11.00	7.59	5.00	5.48	8.62	24.40	28.80	23.54	25.74	28.71	33.20	33.77	34.51	34.48	33.18	32.38	29.68	28.56	38.45	37.82	29.64	24.51	20.37	16.03	24.81	30.53	24.81	30.53
Michigan Hub	18.61	12.34	12.16	16.27	21.43	32.76	39.69	35.59	38.73	46.45	42.63	40.48	40.64	38.34	35.14	34.27	31.33	30.16	40.59	40.00	31.71	27.00	22.24	21.18	31.24	35.96	31.24	35.96
Minnesota Hub	10.10	5.11	5.12	4.88	8.91	19.91	27.15	29.88	31.15	31.74	35.89	36.38	37.19	36.94	34.73	33.89	31.40	31.66	40.18	41.85	34.43	26.86	19.24	17.04	26.32	33.34	26.32	33.34
Wisconsin PS	9.63	6.34	5.97	5.63	8.64	21.32	26.08	25.22	27.43	30.21	34.54	35.08	35.77	35.74	34.47	33.67	31.05	29.80	40.05	39.53	31.53	25.78	21.28	18.54	25.55	31.94	25.55	31.94
Cleared Load (GW)	47.4	46.9	46.5	46.6	50.2	61.2	66.5	65.2	66.3	67.5	67.6	68.1	68.7	68.7	68.2	68.3	67.6	66.7	69.5	69.2	66.2	62.0	55.4	5.0				



Preliminary Real-Time Prices with Forecasted and Actual System Load

Hour Ending:																									Avg. Hr \$			
	1	2	3	4	5	6	7	8	9	10	11	12	13	14	15	16	17	18	19	20	21	22	23	24	All	On Pk		
Cinergy Hub	-43.33	15.78	17.05	23.38	26.78	28.10	25.17	24.44	29.51	29.85	53.42	27.05	37.56	32.81	35.45	26.31	25.00	23.83	69.87	67.63	25.63	23.66	26.03	22.14	28.05	34.88	28.05	34.88
First Energy Hub	-43.33	17.45	18.91	24.74	27.98	29.08	25.66	25.20	30.25	28.60	54.00	27.70	37.88	32.74	35.34	26.29	25.47	24.27	71.70	69.42	26.25	24.09	26.74	21.47	28.66	35.37	28.66	35.37
Illinois Hub	-59.05	-15.09	-17.43	1.87	10.30	16.66	23.86	20.51	25.73	26.83	50.81	24.11	34.16	30.78	32.63	24.65	23.68	22.36	67.57	65.53	24.88	22.76	17.77	20.48	20.68	32.17	20.68	32.17
Michigan Hub	-42.86	19.53	21.21	26.21	29.22	30.27	26.45	25.95	31.40	33.68	54.81	29.97	39.38	33.09	38.77	26.61	25.77	24.48	72.26	69.90	26.44	24.23	27.52	23.02	29.89	36.52	29.89	36.52
Minnesota Hub	-57.30	-13.44	-15.59	2.48	10.32	16.66	29.85	21.50	29.50	30.70	58.53	24.45	34.19	30.50	31.88	24.29	23.39	22.37	66.67	66.23	25.58	23.22	17.79	19.73	21.81	33.17	21.81	33.17
Wisconsin PS	-64.06	-20.54	-23.54	-1.77	7.55	15.40	25.34	21.09	23.78	28.96	53.94	18.70	32.77	32.25	23.16	25.64	24.41	23.15	70.39	68.89	26.25	23.80	16.76	20.78	19.71	32.12	19.71	32.12
Forecasted Load (GW)	54.6	53.1	52.1	52.2	54.1	59.1	62.6	64.8	66.4	67.9	69.0	69.6	70.1	70.2	69.9	69.7	69.1	68.0	68.2	70.2	68.6	64.3	61.0	57.1				
Forecast Error %	-4.8%	-5.1%	-5.3%	-4.9%	-4.3%	-3.6%	0.2%	-0.7%	-0.9%	-1.1%	-0.9%	-0.7%	-0.8%	-0.5%	-0.7%	-1.2%	-1.5%	-1.4%	-1.0%	-1.1%	-1.7%	-1.4%	-4.3%	-4.4%				

