

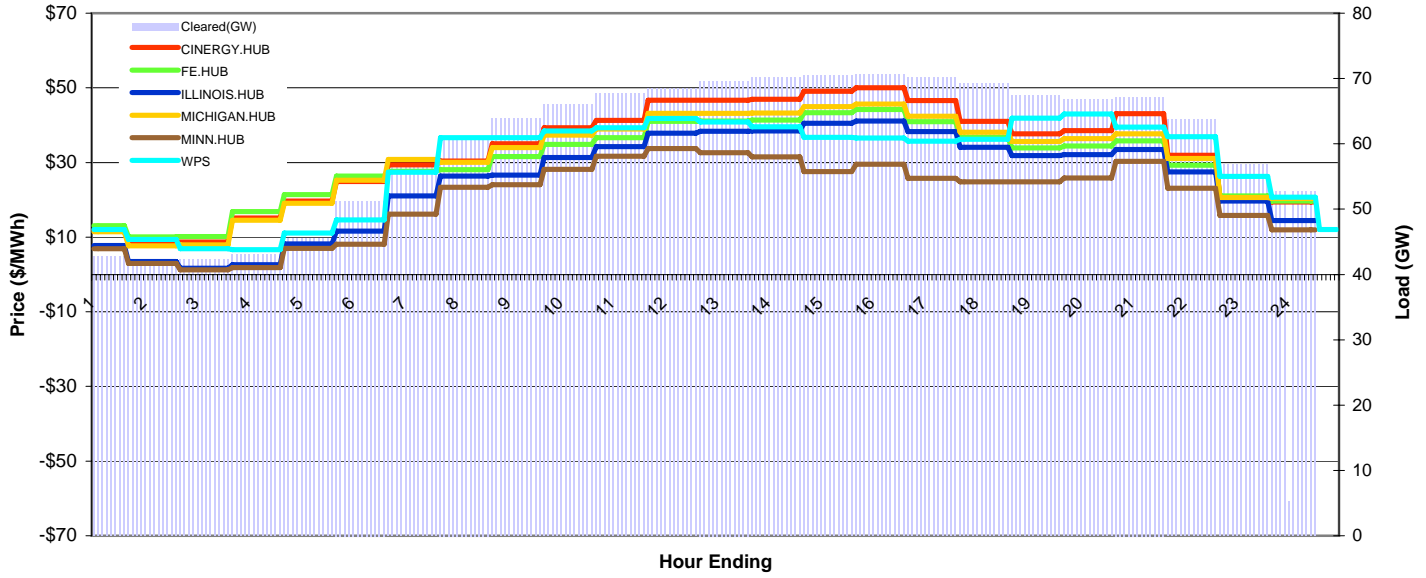
# MISO Daily Report

Delivery Day: Monday, June 1, 2009

Price Color Codes: <=0 >=100 >=200

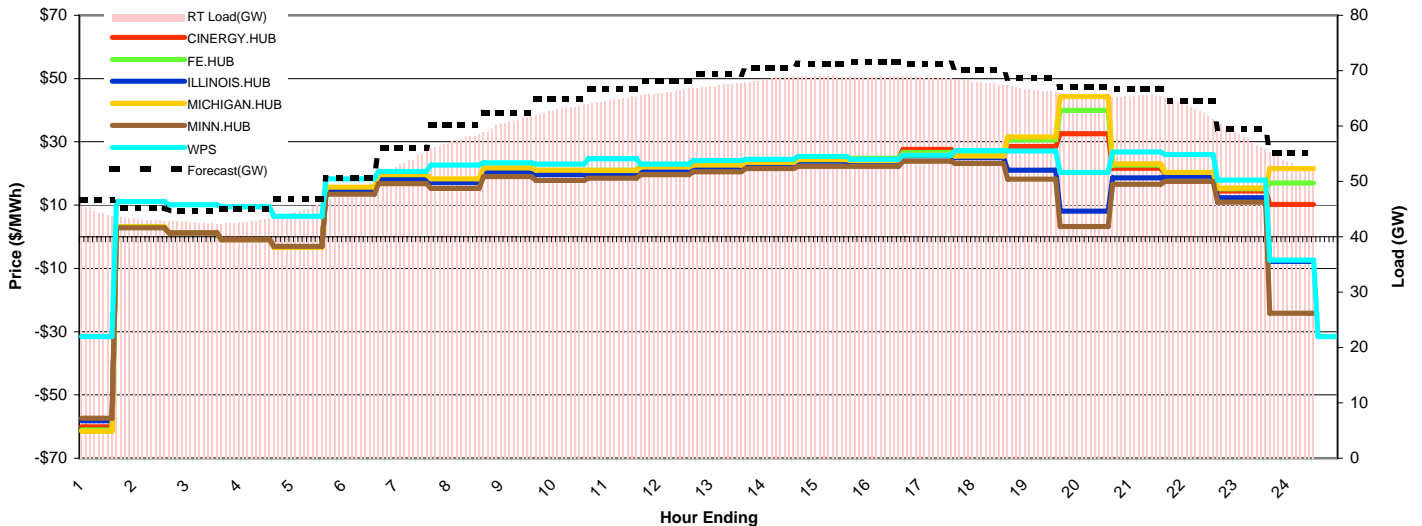
## Day-Ahead Prices and Cleared Load

	HE1	HE2	HE3	HE4	HE5	HE6	HE7	HE8	HE9	HE10	HE11	HE12	HE13	HE14	HE15	HE16	HE17	HE18	HE19	HE20	HE21	HE22	HE23	HE24
CINERGY.HUB	12.00	8.66	8.74	15.12	19.64	24.92	29.35	30.35	35.00	39.33	41.27	46.71	46.71	46.95	49.04	50.00	46.58	41.05	37.64	38.55	43.11	31.91	20.39	19.45
FE.HUB	13.05	10.08	10.14	16.81	21.42	26.40	27.66	28.10	31.62	34.86	36.67	41.06	41.15	41.33	43.33	44.18	40.90	36.75	33.91	34.46	35.79	29.25	21.01	19.69
ILLINOIS.HUB	7.75	3.49	1.71	2.58	8.21	11.60	21.06	26.38	26.62	31.32	34.26	37.82	38.37	38.46	40.47	41.15	38.30	34.11	31.85	32.10	33.44	27.47	19.70	14.44
MICHIGAN.HUB	11.42	7.71	7.93	14.57	19.11	25.25	30.84	30.01	33.96	37.34	38.94	43.13	43.13	43.28	44.96	45.65	42.41	38.10	35.64	36.36	37.66	31.06	20.61	20.32
MINN.HUB	6.91	2.99	1.26	1.83	7.00	8.12	16.17	23.34	24.01	28.20	31.68	33.70	32.66	31.52	27.52	29.53	25.80	24.80	24.81	25.84	30.31	23.14	15.85	11.97
WPS	12.03	9.39	6.94	6.66	11.07	14.58	27.37	36.65	36.64	38.42	39.27	41.81	40.83	39.59	36.72	36.54	35.74	36.24	41.85	42.95	39.46	36.91	26.29	20.71
Cleared(GW)	42.8	42.3	42.3	43.0	45.5	51.2	56.9	61.0	63.9	66.0	67.8	68.5	69.6	70.1	70.5	70.6	70.2	69.2	67.5	66.7	67.2	63.7	56.8	5.3



## Preliminary Real-Time Prices with Forecasted and Actual System Load

	HE1	HE2	HE3	HE4	HE5	HE6	HE7	HE8	HE9	HE10	HE11	HE12	HE13	HE14	HE15	HE16	HE17	HE18	HE19	HE20	HE21	HE22	HE23	HE24
CINERGY.HUB	-60.10	3.08	1.21	-0.91	-3.28	15.18	19.05	17.75	21.10	20.38	20.50	21.82	22.70	24.00	25.28	24.54	27.64	25.73	28.54	32.56	21.66	20.00	14.42	10.18
FE.HUB	-61.14	3.13	1.23	-0.92	-3.33	15.45	19.45	18.10	21.66	20.95	21.06	22.36	23.19	24.09	25.03	24.76	26.59	25.94	30.68	39.91	22.66	20.37	15.13	17.02
ILLINOIS.HUB	-58.16	2.97	1.18	-0.87	-3.16	14.63	18.33	17.10	20.30	19.63	19.84	21.14	21.97	22.97	23.91	23.73	25.63	24.97	21.08	8.07	18.62	19.16	12.38	-7.76
MICHIGAN.HUB	-61.55	3.17	1.24	-0.94	-3.38	15.66	19.59	18.27	21.76	21.01	20.96	22.02	22.65	23.51	24.41	24.12	25.91	25.49	31.60	44.34	23.02	20.32	15.37	21.55
MINN.HUB	-57.32	2.88	1.18	-0.81	-3.06	13.49	16.82	15.32	19.00	17.78	18.52	19.64	20.55	21.54	22.29	22.21	23.83	23.15	18.20	3.23	16.61	17.46	10.91	-24.16
WPS	-31.55	11.10	10.15	9.52	6.50	18.32	20.65	22.61	23.40	22.93	24.72	22.95	24.08	24.53	25.42	24.50	25.75	27.19	27.08	20.30	26.81	26.02	17.90	-7.35
Forecasted(GW)	46.6	45.2	44.7	45.0	46.9	50.6	56.0	60.1	62.4	64.8	66.7	68.2	69.4	70.5	71.2	71.5	71.3	70.0	68.7	67.0	66.7	64.6	59.6	55.1
(RT) - (DA Load)	1.86	0.92	0.39	-0.26	-0.96	-2.86	-3.87	-3.71	-3.35	-3.03	-3.03	-2.42	-2.27	-1.59	-1.48	-1.69	-1.40	-1.25	-0.80	-1.25	-1.70	-0.26	1.47	48.12



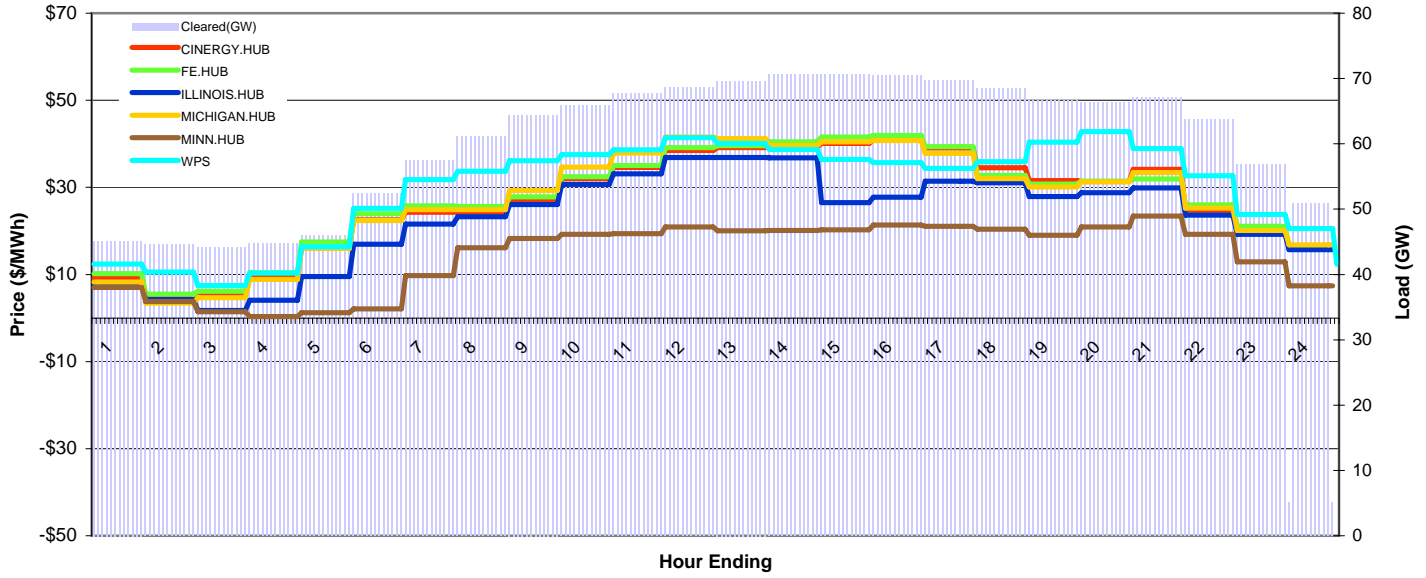
# MISO Daily Report

Delivery Day: Tuesday, June 2, 2009

Price Color Codes: ≤0 ≥100 ≥200

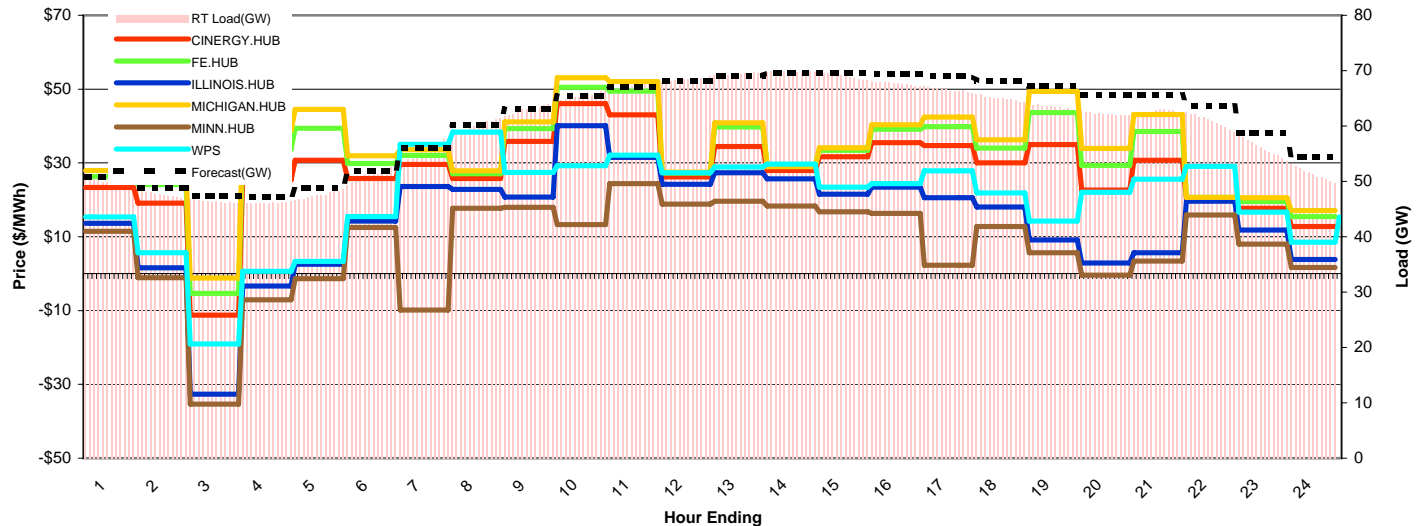
## Day-Ahead Prices and Cleared Load

	HE1	HE2	HE3	HE4	HE5	HE6	HE7	HE8	HE9	HE10	HE11	HE12	HE13	HE14	HE15	HE16	HE17	HE18	HE19	HE20	HE21	HE22	HE23	HE24
CINERGY.HUB	9.07	4.43	5.23	9.33	16.23	22.55	24.28	24.29	27.24	31.98	34.60	38.44	39.17	39.37	40.12	40.92	39.06	34.49	31.56	31.32	34.15	24.76	20.14	16.31
FE.HUB	10.17	5.49	6.12	10.37	17.45	23.95	25.75	25.65	27.82	32.48	35.00	39.13	39.58	40.48	41.54	41.93	39.36	32.71	30.75	31.42	31.97	26.01	21.06	16.57
ILLINOIS.HUB	7.71	4.22	1.75	4.08	9.49	16.98	21.55	23.27	26.06	30.65	33.13	36.83	36.86	36.75	26.49	27.72	31.39	31.04	27.90	28.81	29.87	23.64	19.20	15.70
MICHIGAN.HUB	8.27	3.41	4.64	8.87	15.97	22.41	24.91	24.85	29.28	34.68	37.86	41.58	41.20	39.63	40.48	40.77	37.81	31.98	30.11	31.25	33.44	25.22	20.09	16.78
MINN.HUB	7.00	3.79	1.44	0.33	1.22	2.10	9.73	16.17	18.29	19.23	19.34	20.90	20.04	20.13	20.26	21.33	21.06	20.37	18.97	20.94	23.40	19.22	12.87	7.38
WPS	12.40	10.57	7.45	10.35	16.34	25.19	31.78	33.72	36.16	37.51	38.59	41.42	40.06	38.72	36.42	35.70	34.39	35.87	40.41	42.80	38.90	32.70	23.77	20.52
Cleared(GW)	45.1	44.6	44.2	44.7	46.0	52.4	57.5	61.2	64.4	65.9	67.7	68.7	69.6	70.7	70.6	70.5	69.7	68.5	66.6	66.3	67.1	63.7	56.8	5.1



## Preliminary Real-Time Prices with Forecasted and Actual System Load

	HE1	HE2	HE3	HE4	HE5	HE6	HE7	HE8	HE9	HE10	HE11	HE12	HE13	HE14	HE15	HE16	HE17	HE18	HE19	HE20	HE21	HE22	HE23	HE24
CINERGY.HUB	23.39	19.07	-11.28	25.35	30.76	25.77	29.58	25.79	35.80	46.10	43.03	26.22	34.42	27.97	31.67	35.53	34.67	30.07	35.00	22.69	30.72	20.32	17.70	12.78
FE.HUB	26.34	24.17	-5.31	33.65	39.37	29.84	32.03	27.11	39.27	50.45	49.48	27.29	39.75	29.29	33.42	39.16	39.85	34.05	43.61	29.30	38.52	20.66	19.56	15.44
ILLINOIS.HUB	13.65	1.62	-32.69	-3.35	2.54	14.25	23.65	22.86	20.79	40.07	31.49	24.22	27.35	25.69	21.54	23.42	20.60	18.04	9.16	2.87	5.66	19.60	11.78	3.84
MICHIGAN.HUB	27.91	27.27	-1.22	38.81	44.47	31.91	33.61	27.85	41.14	53.08	52.08	27.49	40.89	29.03	34.14	40.39	42.45	36.28	49.39	33.93	43.08	20.68	20.61	17.08
MINN.HUB	11.51	-1.14	-35.34	-7.12	-1.37	12.54	-9.87	17.76	17.94	13.31	24.40	18.87	19.65	18.34	16.80	16.29	2.26	12.75	5.64	-0.37	3.44	15.90	8.04	1.66
WPS	15.36	5.69	-19.02	0.67	3.36	15.50	35.06	38.36	27.46	29.23	32.09	27.36	28.94	29.71	23.45	24.40	27.84	21.86	14.22	22.09	25.59	29.09	16.66	8.57
Forecasted(GW)	50.8	48.7	47.4	47.1	48.7	51.8	56.0	60.2	63.0	65.4	67.0	68.1	69.1	69.7	69.7	69.5	69.0	68.2	67.1	65.6	65.6	63.6	58.7	54.4
(RT) - (DA Load)	4.62	3.05	2.23	1.48	1.57	-1.19	-1.80	-1.18	-1.34	-0.42	-0.45	-0.23	-0.23	-0.78	-1.58	-2.78	-3.12	-3.43	-3.07	-4.02	-4.38	-2.76	-0.74	46.29



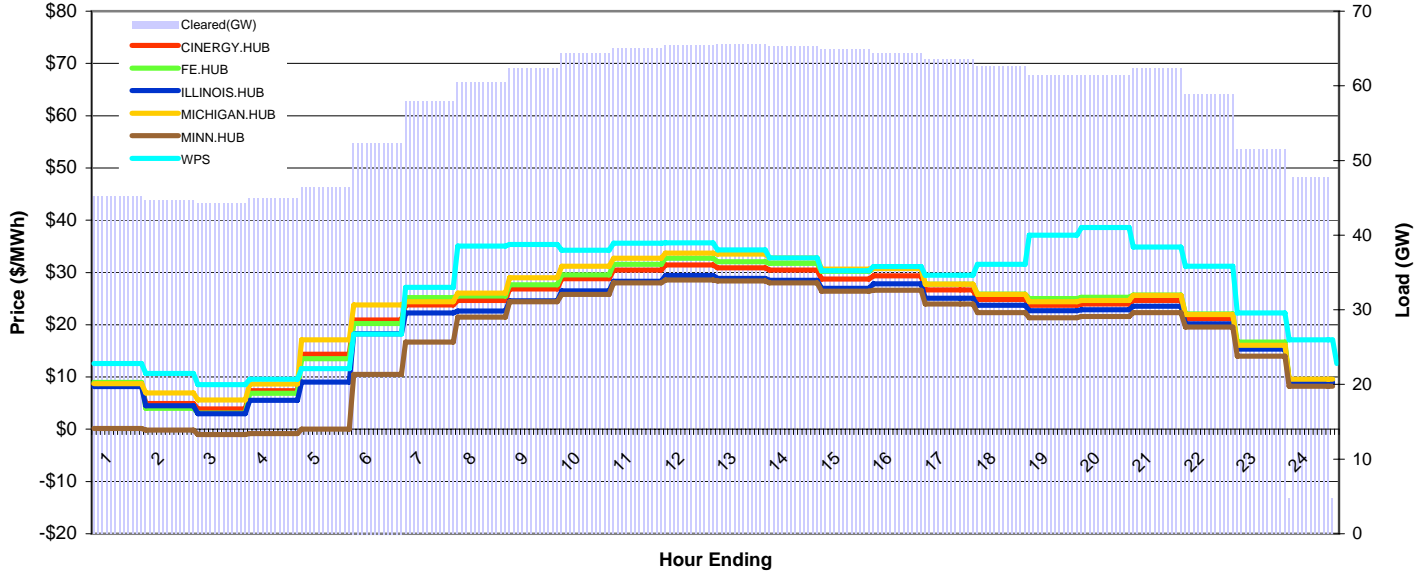
# MISO Daily Report

Delivery Day: Wednesday, June 3, 2009

Price Color Codes: ≤0 ≥100 ≥200

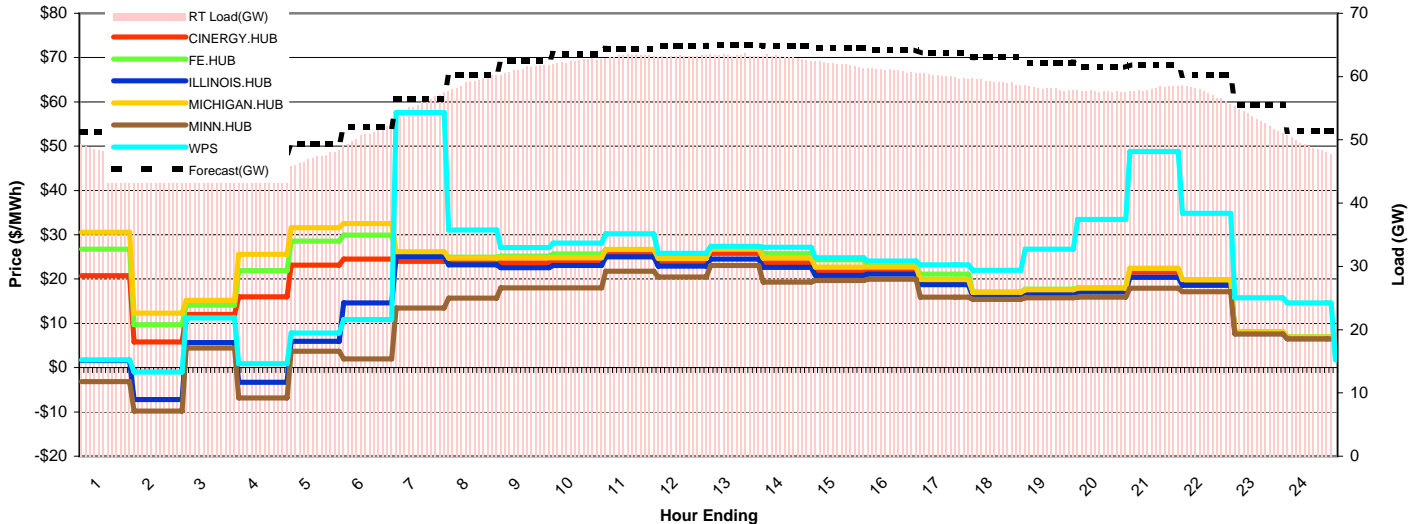
## Day-Ahead Prices and Cleared Load

	HE1	HE2	HE3	HE4	HE5	HE6	HE7	HE8	HE9	HE10	HE11	HE12	HE13	HE14	HE15	HE16	HE17	HE18	HE19	HE20	HE21	HE22	HE23	HE24
CINERGY.HUB	8.60	4.90	3.89	7.35	14.38	20.92	23.81	24.65	26.83	28.80	30.48	31.43	30.88	30.43	28.76	29.35	26.67	24.80	23.74	23.96	24.65	21.13	16.03	9.34
FE.HUB	8.94	3.99	3.10	6.90	13.52	20.23	25.18	25.49	27.66	29.57	31.57	32.72	32.08	31.73	30.24	30.78	27.79	25.86	25.01	25.24	25.71	22.08	16.69	9.50
ILLINOIS.HUB	8.15	4.51	2.99	5.56	9.05	18.28	22.26	22.65	24.56	26.49	28.33	29.44	28.87	28.47	26.96	27.85	25.08	23.70	22.68	22.89	23.53	20.18	15.32	8.88
MICHIGAN.HUB	8.69	6.92	5.62	8.67	17.08	23.79	24.42	26.05	29.01	31.17	32.72	33.70	33.50	32.78	30.65	30.77	27.75	25.80	24.39	24.62	25.64	21.94	16.04	9.56
MINN.HUB	0.17	-0.17	-0.99	-0.83	0.04	10.51	16.71	21.45	24.41	25.81	27.98	28.54	28.37	28.02	26.39	26.58	23.99	22.31	21.35	21.55	22.29	19.54	13.99	8.22
WPS	12.55	10.70	8.57	9.55	11.61	18.18	27.15	35.05	35.34	34.26	35.60	35.68	34.34	32.79	30.33	31.13	29.48	31.56	37.15	38.61	34.88	31.18	22.25	17.09
Cleared(GW)	45.1	44.7	44.2	45.0	46.4	52.3	58.0	60.5	62.3	64.4	65.0	65.4	65.5	65.3	64.8	64.3	63.5	62.6	61.4	61.4	62.3	58.9	51.5	4.8



## Preliminary Real-Time Prices with Forecasted and Actual System Load

	HE1	HE2	HE3	HE4	HE5	HE6	HE7	HE8	HE9	HE10	HE11	HE12	HE13	HE14	HE15	HE16	HE17	HE18	HE19	HE20	HE21	HE22	HE23	HE24
CINERGY.HUB	20.77	5.77	12.04	15.96	23.15	24.51	23.98	23.95	23.66	23.79	25.86	23.71	25.83	23.68	21.60	22.01	19.13	16.62	17.21	17.52	21.56	19.25	7.87	6.71
FE.HUB	26.78	9.68	14.09	21.89	28.57	29.91	25.90	24.91	25.14	25.70	26.66	25.17	26.78	25.74	24.38	22.86	21.14	17.07	17.74	18.00	22.38	19.84	8.10	6.92
ILLINOIS.HUB	1.61	-7.22	5.66	-3.33	5.92	14.64	25.07	23.22	22.55	23.09	25.00	22.91	24.53	22.60	20.79	21.13	18.75	16.15	16.73	17.05	20.38	18.56	7.70	6.54
MICHIGAN.HUB	30.55	12.30	15.20	25.60	31.58	32.55	26.17	24.72	24.83	24.79	26.71	24.62	26.82	24.70	22.69	22.70	19.87	16.98	17.58	17.92	22.42	19.89	8.08	6.89
MINN.HUB	-3.16	-9.82	4.44	-6.86	3.73	1.95	13.44	15.66	17.99	17.97	21.73	20.49	23.03	19.32	19.65	19.99	15.92	15.37	15.77	15.88	17.94	17.13	7.60	6.51
WPS	1.77	-0.98	11.18	0.86	7.81	10.87	57.60	31.08	27.14	28.14	30.21	25.81	27.40	27.18	24.83	24.05	23.19	21.98	26.74	33.48	48.81	34.85	15.75	14.64
Forecasted(GW)	51.2	49.2	47.9	47.7	49.3	52.0	56.4	60.3	62.4	63.6	64.4	64.9	65.0	64.9	64.5	64.2	63.7	63.0	62.2	61.4	61.8	60.2	55.6	51.3
(RT) - (DA Load)	3.11	1.87	1.46	0.58	0.77	-1.49	-2.37	-1.28	-1.06	-1.86	-1.66	-2.11	-2.05	-2.22	-2.81	-3.29	-3.43	-3.37	-3.20	-3.77	-4.15	-1.47	1.70	44.38



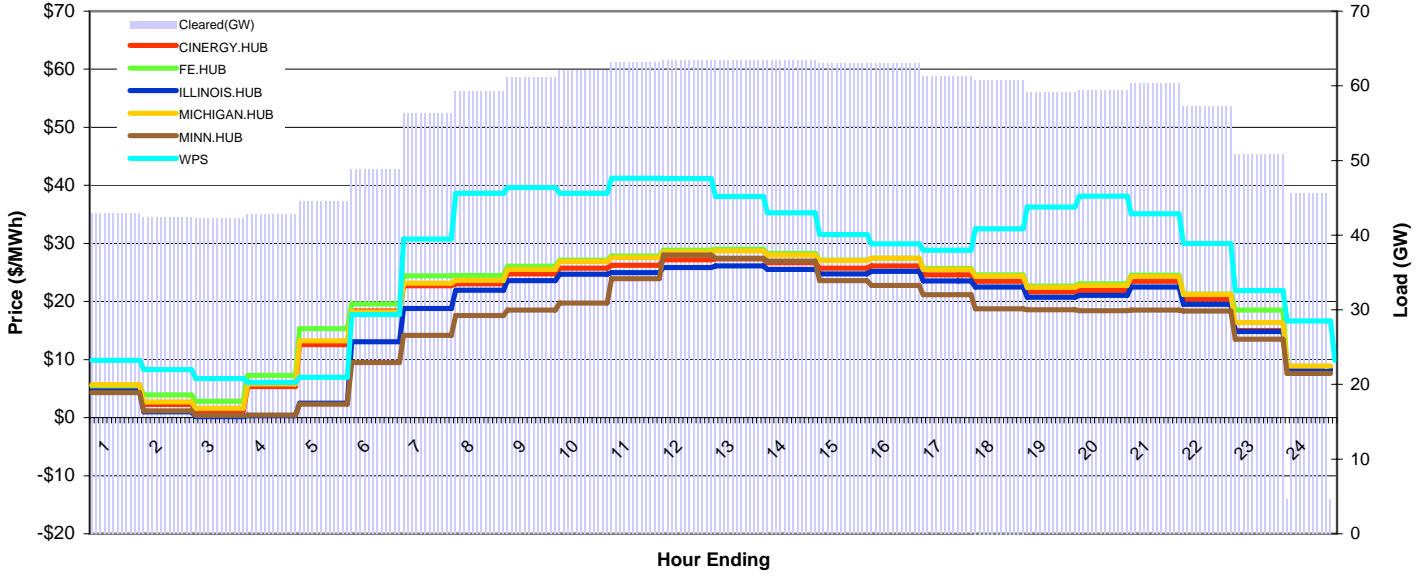
# MISO Daily Report

Delivery Day: Thursday, June 4, 2009

Price Color Codes: <=0 >=100 >=200

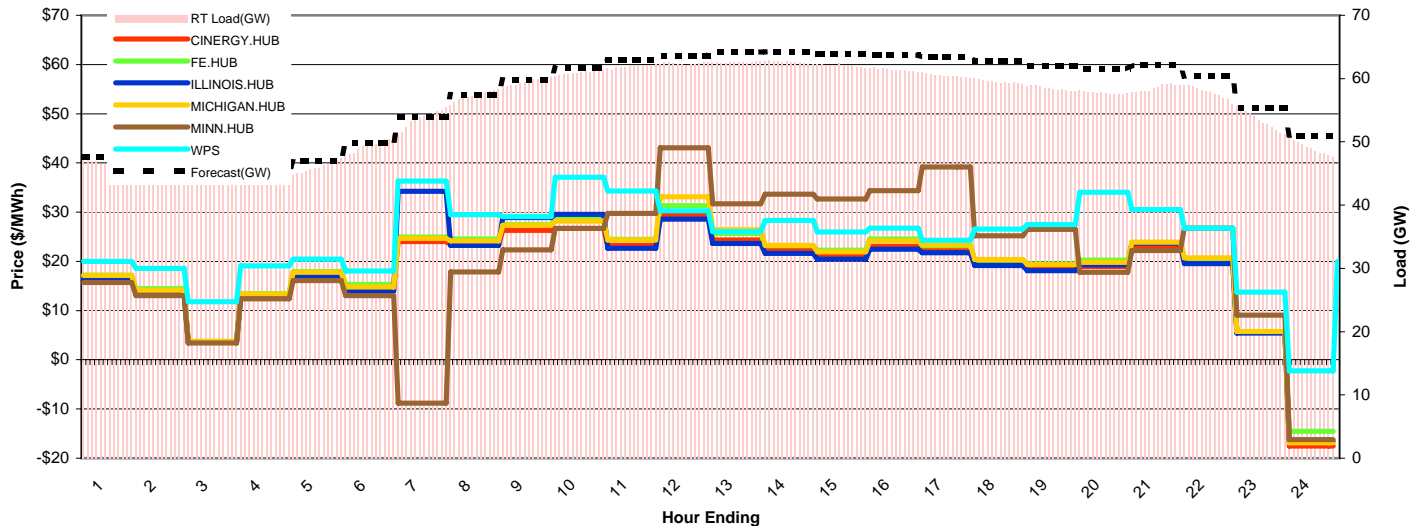
## Day-Ahead Prices and Cleared Load

	HE1	HE2	HE3	HE4	HE5	HE6	HE7	HE8	HE9	HE10	HE11	HE12	HE13	HE14	HE15	HE16	HE17	HE18	HE19	HE20	HE21	HE22	HE23	HE24
CINERGY.HUB	5.40	2.25	1.21	5.34	12.59	18.34	22.70	23.06	24.76	25.75	26.25	27.17	27.33	26.67	25.77	26.14	24.60	23.51	21.67	21.88	23.46	20.41	15.02	8.65
FE.HUB	5.47	3.90	2.79	7.29	15.33	19.59	24.42	24.50	26.09	27.12	27.82	28.83	28.97	28.27	27.11	27.46	25.68	24.56	22.65	23.07	24.51	21.28	18.52	8.80
ILLINOIS.HUB	4.57	1.00	0.16	0.36	2.49	13.09	18.82	21.94	23.59	24.69	25.00	25.87	26.13	25.53	24.77	25.21	23.54	22.50	20.71	21.07	22.50	19.50	14.84	8.21
MICHIGAN.HUB	5.71	2.68	1.60	5.78	13.23	18.18	23.18	23.65	25.52	26.88	27.54	28.58	28.73	28.02	27.08	27.44	25.53	24.37	22.44	22.76	24.33	21.22	16.36	8.86
MINN.HUB	4.33	1.16	0.38	0.46	2.33	9.49	14.17	17.60	18.51	19.73	23.94	27.99	27.44	26.97	23.62	22.76	21.15	18.76	18.60	18.39	18.51	18.36	13.49	7.61
WPS	9.87	8.25	6.73	6.05	6.94	17.73	30.74	38.62	39.65	38.62	41.21	41.16	38.10	35.29	31.53	29.96	28.85	32.50	36.29	38.12	35.11	30.01	21.90	16.64
Cleared(GW)	42.9	42.4	42.2	42.7	44.5	48.8	56.3	59.2	61.2	62.0	63.1	63.4	63.5	63.4	63.0	63.0	61.3	60.8	59.1	59.3	60.3	57.2	50.7	4.6



## Preliminary Real-Time Prices with Forecasted and Actual System Load

	HE1	HE2	HE3	HE4	HE5	HE6	HE7	HE8	HE9	HE10	HE11	HE12	HE13	HE14	HE15	HE16	HE17	HE18	HE19	HE20	HE21	HE22	HE23	HE24
CINERGY.HUB	16.71	13.87	3.65	13.12	17.39	14.31	24.01	23.38	26.28	26.71	23.23	29.48	24.37	22.26	21.00	23.04	22.40	19.58	18.55	18.93	23.00	20.04	5.55	-17.50
FE.HUB	17.21	14.48	3.74	13.44	17.94	15.34	24.95	24.52	27.46	28.86	24.45	31.34	25.66	23.17	22.27	24.56	23.18	20.28	19.47	20.23	23.85	20.55	5.71	-14.56
ILLINOIS.HUB	16.33	13.53	3.55	12.76	16.88	13.94	34.25	23.22	28.88	29.58	22.68	28.56	23.63	21.62	20.48	22.47	21.76	19.14	18.08	19.25	23.69	19.55	5.44	-16.63
MICHIGAN.HUB	17.12	14.16	3.72	13.36	17.79	14.76	24.67	24.16	27.34	28.16	24.32	33.13	26.43	23.26	21.92	24.18	23.37	20.41	19.34	19.78	23.92	20.71	5.72	-16.86
MINN.HUB	15.71	13.05	3.44	12.37	16.07	13.05	-8.80	17.84	22.31	26.71	29.73	43.06	31.71	33.63	32.69	34.35	39.17	25.21	26.47	17.81	22.21	26.76	9.09	-16.22
WPS	19.98	18.57	11.83	19.05	20.46	18.07	36.32	29.46	29.11	37.07	34.27	30.25	26.03	28.32	25.99	26.74	24.25	26.54	27.46	34.03	30.52	26.78	13.72	-2.26
Forecasted(GW)	47.7	46.1	45.2	45.2	46.9	49.9	53.9	57.5	59.8	61.6	62.9	63.6	64.2	64.3	63.9	63.7	63.4	62.8	62.1	61.6	62.1	60.4	55.4	50.9
(RT) - (DA Load)	3.56	2.61	1.93	1.44	1.54	0.65	-2.63	-1.85	-1.65	-1.01	-1.18	-0.98	-0.82	-0.72	-0.92	-1.55	-0.79	-1.24	-0.62	-1.54	-1.71	0.66	2.63	44.53



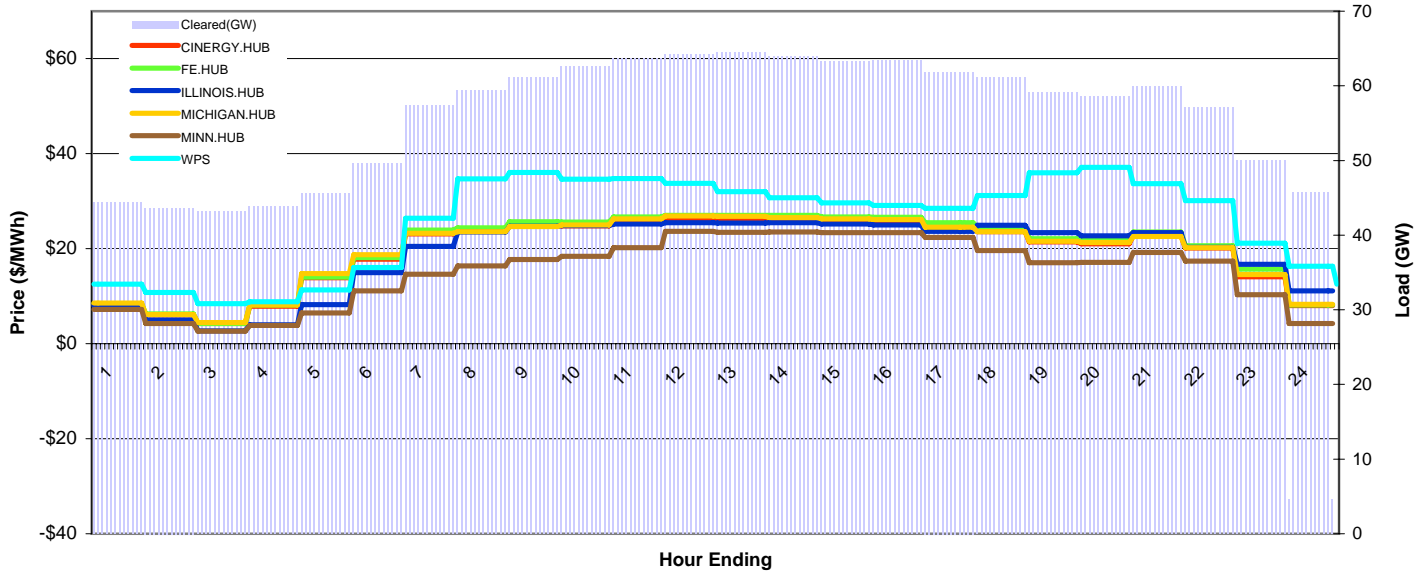
# MISO Daily Report

Delivery Day: Friday, June 5, 2009

Price Color Codes: <=0 >=100 >=200

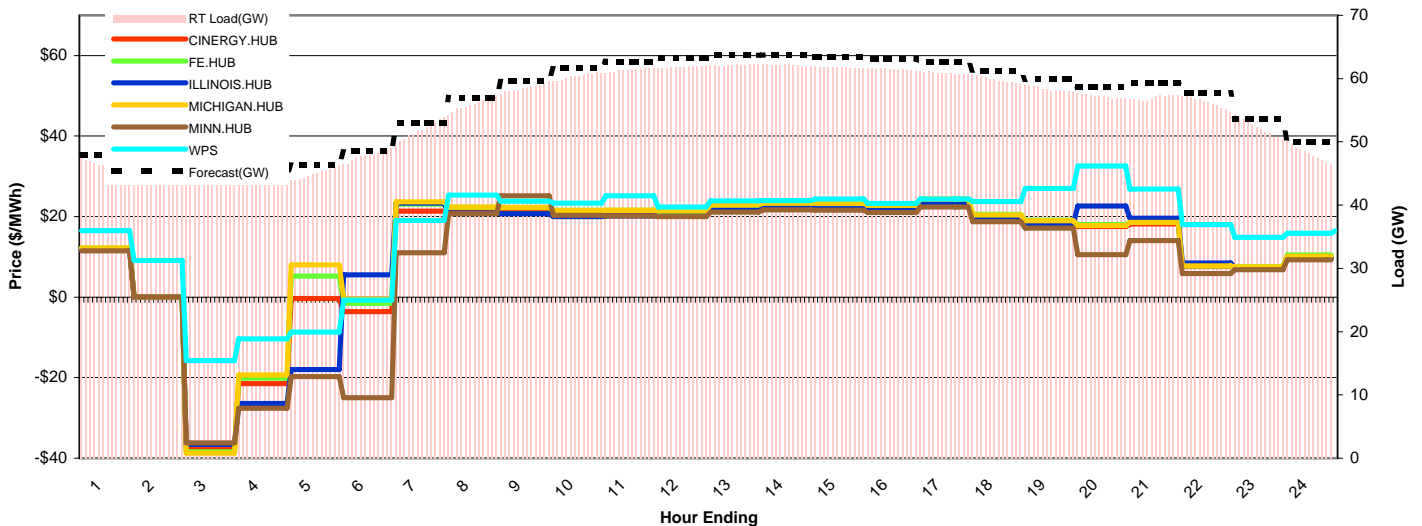
## Day-Ahead Prices and Cleared Load

	HE1	HE2	HE3	HE4	HE5	HE6	HE7	HE8	HE9	HE10	HE11	HE12	HE13	HE14	HE15	HE16	HE17	HE18	HE19	HE20	HE21	HE22	HE23	HE24
CINERGY.HUB	8.33	6.07	4.24	7.92	13.92	17.81	23.15	23.70	24.88	24.80	25.88	26.26	26.18	26.20	25.86	25.79	24.53	23.61	21.42	21.02	22.69	20.12	14.10	8.06
FE.HUB	8.45	6.31	4.28	8.14	14.02	18.12	23.90	24.43	25.65	25.63	26.68	27.04	27.01	27.01	26.72	26.62	25.50	24.58	22.12	21.77	23.55	20.65	15.71	8.17
ILLINOIS.HUB	8.00	5.00	2.69	4.00	8.22	15.00	20.47	23.55	24.74	24.88	25.23	25.45	25.44	25.46	25.18	25.02	23.68	24.96	23.36	22.68	23.42	20.31	16.73	11.13
MICHIGAN.HUB	8.59	6.14	4.45	8.19	14.75	18.74	23.26	23.59	24.69	25.00	26.29	26.88	26.84	26.56	26.26	26.17	24.53	23.57	21.55	21.31	22.60	20.23	14.53	8.28
MINN.HUB	7.24	4.24	2.65	3.87	6.51	11.10	14.66	16.40	17.76	18.41	20.24	23.67	23.46	23.52	23.37	23.36	22.36	19.59	17.04	17.11	19.22	17.41	10.34	4.27
WPS	12.56	10.77	8.42	8.86	11.34	16.02	26.39	34.73	36.03	34.63	34.76	33.77	32.03	30.74	29.68	29.09	28.51	31.21	36.00	37.11	33.72	30.12	21.14	16.28
Cleared(GW)	44.3	43.6	43.2	43.8	45.6	49.7	57.4	59.4	61.1	62.6	63.7	64.2	64.4	63.9	63.3	63.4	61.9	61.1	59.1	58.6	60.0	57.1	50.0	4.6



## Preliminary Real-Time Prices with Forecasted and Actual System Load

	HE1	HE2	HE3	HE4	HE5	HE6	HE7	HE8	HE9	HE10	HE11	HE12	HE13	HE14	HE15	HE16	HE17	HE18	HE19	HE20	HE21	HE22	HE23	HE24
CINERGY.HUB	11.94	0.04	-37.65	-21.52	-0.32	-3.58	21.36	21.59	21.52	20.66	20.85	20.72	22.18	22.70	22.72	22.23	23.81	20.05	18.69	17.55	18.15	7.59	7.41	9.96
FE.HUB	12.24	0.03	-38.39	-20.13	5.26	-1.50	23.09	22.30	22.27	21.62	21.59	21.38	22.89	23.38	23.32	22.78	24.38	20.54	19.16	18.04	18.68	7.77	7.59	10.46
ILLINOIS.HUB	11.65	0.05	-36.58	-26.43	-17.96	5.52	23.37	20.86	20.76	19.98	20.19	20.10	21.49	22.04	22.12	21.62	23.12	19.45	18.13	22.60	19.60	8.46	7.28	9.78
MICHIGAN.HUB	12.22	0.04	-38.70	-19.36	7.97	-0.46	23.69	22.37	22.31	21.51	21.62	21.43	22.92	23.38	23.29	22.76	24.34	20.44	18.98	17.82	18.55	7.74	7.51	10.17
MINN.HUB	11.53	0.07	-36.15	-27.59	-19.75	-24.97	11.05	20.73	25.16	20.29	20.13	20.00	21.11	21.67	21.63	21.07	22.40	18.73	17.15	10.55	14.03	5.88	6.85	9.29
WPS	16.53	9.13	-15.78	-10.37	-8.68	-0.74	19.04	25.30	23.86	23.37	25.17	22.41	23.87	24.00	24.35	23.26	24.39	23.75	27.01	32.60	26.87	18.00	14.84	15.88
Forecasted(GW)	48.0	46.2	45.2	44.9	46.3	48.5	52.9	57.0	59.6	61.6	62.7	63.3	63.7	63.7	63.4	63.2	62.6	61.2	59.9	58.6	59.2	57.7	53.7	50.0
(RT) - (DA Load)	1.93	0.80	0.47	-0.29	-0.61	-1.89	-5.58	-3.45	-2.57	-2.22	-2.32	-2.34	-2.25	-1.77	-1.51	-1.87	-0.95	-1.20	-0.72	-1.33	-2.98	-0.83	2.21	43.61



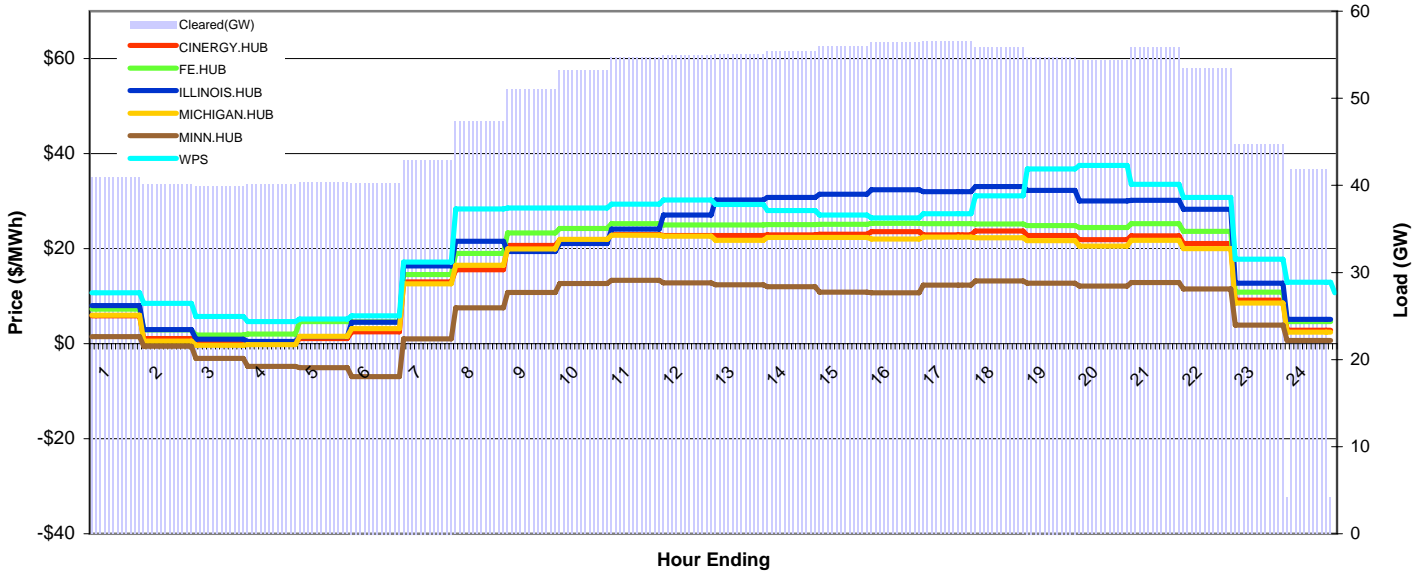
# MISO Daily Report

Delivery Day: Saturday, June 6, 2009

Price Color Codes: ≤0 ≥100 ≥200

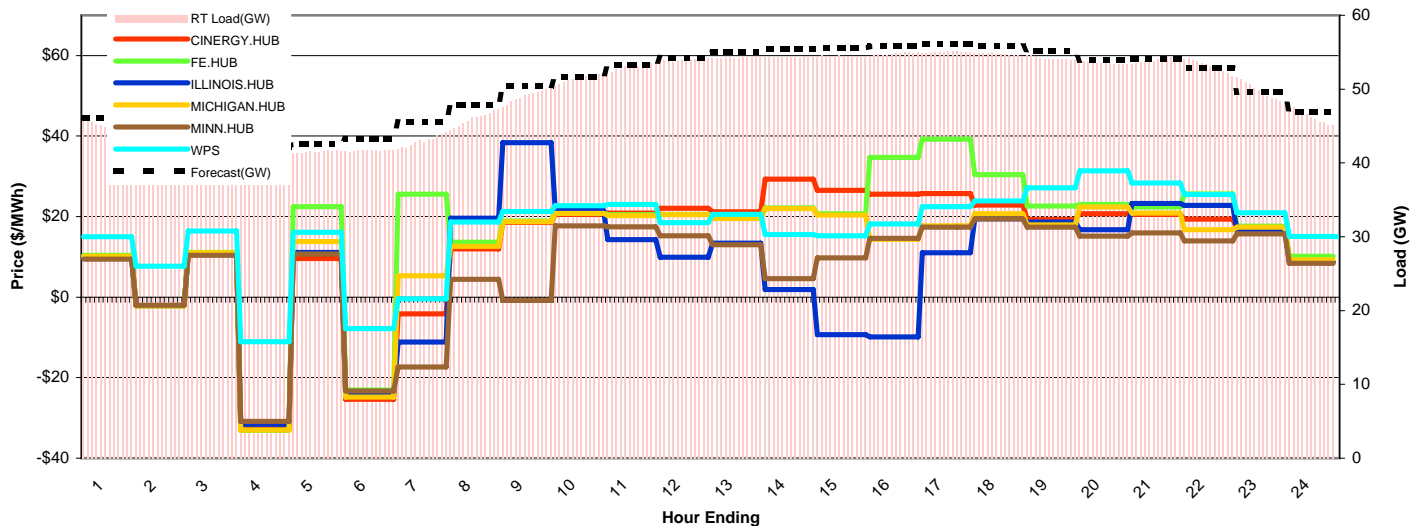
## Day-Ahead Prices and Cleared Load

	HE1	HE2	HE3	HE4	HE5	HE6	HE7	HE8	HE9	HE10	HE11	HE12	HE13	HE14	HE15	HE16	HE17	HE18	HE19	HE20	HE21	HE22	HE23	HE24
CINERGY.HUB	5.89	1.11	0.19	0.22	1.11	2.52	13.03	15.56	20.67	21.87	22.95	22.78	22.75	22.89	23.04	23.58	22.93	23.70	22.75	21.88	22.74	21.11	9.14	2.87
FE.HUB	7.31	2.89	1.83	2.05	4.63	4.61	14.59	19.04	23.32	24.24	25.27	24.99	24.99	25.04	25.14	25.34	25.29	25.22	24.85	24.45	25.29	23.66	10.89	4.64
ILLINOIS.HUB	8.00	3.00	0.93	0.50	1.48	4.54	16.38	21.57	19.41	21.07	24.12	27.08	30.23	30.80	31.45	32.41	32.00	33.06	32.28	30.08	30.19	28.32	12.77	5.14
MICHIGAN.HUB	5.98	0.58	-0.34	-0.19	1.59	3.17	12.60	16.52	19.98	21.97	22.82	22.63	21.78	22.38	22.35	22.01	22.43	22.31	21.68	20.59	21.78	20.03	8.59	2.43
MINN.HUB	1.48	-0.55	-3.06	-4.77	-5.03	-6.92	1.00	7.59	10.82	12.70	13.37	12.81	12.38	12.00	10.88	10.75	12.33	13.23	12.77	12.12	12.87	11.50	3.89	0.69
WPS	10.75	8.51	5.75	4.68	5.22	5.87	17.21	28.37	28.56	28.55	29.40	30.28	29.34	28.02	27.06	26.51	27.37	31.11	36.81	37.56	33.58	30.81	17.78	12.96
Cleared(GW)	40.9	40.1	39.9	40.1	40.3	40.3	42.9	47.4	51.0	53.2	54.7	54.9	55.1	55.4	56.0	56.4	56.5	55.8	54.7	54.3	55.8	53.5	44.7	4.2



## Preliminary Real-Time Prices with Forecasted and Actual System Load

	HE1	HE2	HE3	HE4	HE5	HE6	HE7	HE8	HE9	HE10	HE11	HE12	HE13	HE14	HE15	HE16	HE17	HE18	HE19	HE20	HE21	HE22	HE23	HE24
CINERGY.HUB	9.94	-2.12	10.91	-32.62	9.62	-25.41	-4.18	12.01	18.57	20.60	20.89	22.07	21.21	29.28	26.54	25.60	25.71	22.87	19.28	20.73	20.56	19.39	17.13	8.81
FE.HUB	10.36	-2.16	11.08	-33.11	22.44	-23.09	25.56	13.67	18.91	21.14	20.52	20.58	19.76	22.12	20.70	34.71	39.22	30.41	22.60	23.00	22.40	25.67	17.59	10.13
ILLINOIS.HUB	9.72	-2.07	10.59	-31.61	11.14	-24.06	-11.16	19.58	38.38	21.50	14.32	9.93	13.40	1.86	-9.34	-9.89	11.01	19.46	18.63	16.72	23.23	22.78	16.66	8.72
MICHIGAN.HUB	10.12	-2.16	11.04	-33.03	13.78	-24.85	5.28	12.59	18.74	20.83	20.22	20.51	19.53	22.03	20.39	14.35	17.67	20.71	17.97	22.40	20.86	16.78	17.35	9.25
MINN.HUB	9.44	-2.03	10.36	-30.88	10.67	-23.27	-17.33	4.39	-0.81	17.74	17.48	15.20	13.03	4.57	9.78	14.63	17.35	19.48	17.40	15.16	15.95	13.94	15.75	8.40
WPS	15.00	7.70	16.46	-11.10	16.09	-7.82	-0.42	18.62	21.28	22.75	23.06	18.52	20.58	15.55	15.28	18.18	22.47	23.93	27.16	31.36	28.33	25.46	20.99	15.08
Forecasted(GW)	46.1	44.1	42.8	42.2	42.6	43.3	45.6	47.8	50.5	51.7	53.3	54.2	55.0	55.4	55.5	55.8	56.1	55.8	55.2	53.9	54.1	52.9	49.6	46.8
(RT) - (DA Load)	3.96	2.75	1.85	1.22	1.20	1.44	0.05	-1.38	-1.87	-1.66	-1.65	-0.88	-0.75	-0.95	-1.45	-1.60	-1.50	-1.05	-0.55	-0.74	-1.83	-0.28	5.04	42.15



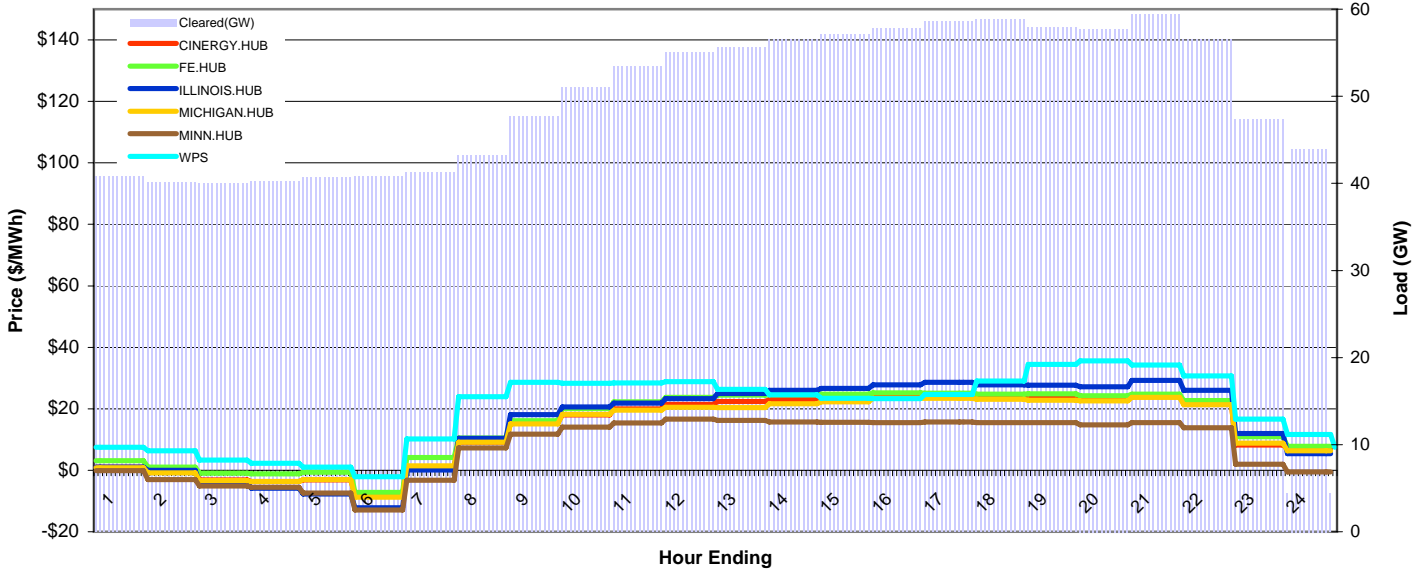
# MISO Daily Report

Delivery Day: Sunday, June 7, 2009

Price Color Codes: <=0 >=100 >=200

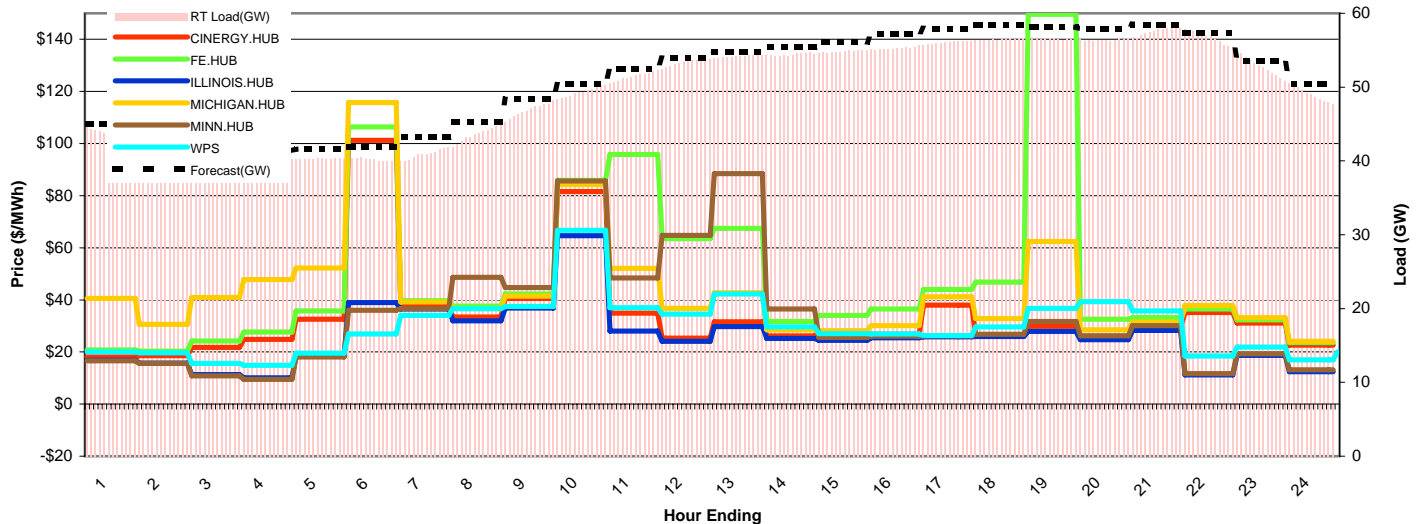
## Day-Ahead Prices and Cleared Load

	HE1	HE2	HE3	HE4	HE5	HE6	HE7	HE8	HE9	HE10	HE11	HE12	HE13	HE14	HE15	HE16	HE17	HE18	HE19	HE20	HE21	HE22	HE23	HE24
CINERGY.HUB	1.00	0.00	-3.13	-3.65	-3.12	-7.85	1.00	9.18	15.46	18.00	19.93	21.48	22.32	22.97	23.30	24.06	24.00	23.70	23.64	23.20	23.94	21.73	8.26	7.02
FE.HUB	3.15	0.98	-0.90	-1.12	-0.61	-7.21	4.10	10.47	16.16	20.10	22.29	23.73	24.45	24.59	24.72	25.17	25.06	24.80	24.85	24.28	24.77	22.65	10.94	7.83
ILLINOIS.HUB	1.00	-0.04	-3.88	-5.87	-7.74	-12.18	0.12	10.40	18.15	20.62	21.85	23.26	24.94	26.06	26.63	27.75	28.57	27.83	27.72	27.14	29.22	26.05	12.00	5.45
MICHIGAN.HUB	0.80	-0.81	-3.31	-3.66	-3.00	-8.78	1.40	9.11	15.11	18.24	19.56	20.54	20.43	21.68	22.25	23.38	23.40	23.10	22.79	22.59	23.71	21.30	8.87	6.35
MINN.HUB	-0.07	-3.03	-5.15	-5.55	-7.39	-12.87	-3.21	7.31	11.78	14.05	15.43	16.64	16.21	15.68	15.58	15.54	15.70	15.45	15.47	14.78	15.50	13.82	1.97	-0.49
WPS	7.50	6.36	3.32	2.25	1.04	-2.08	10.17	23.97	28.59	28.33	28.46	28.85	26.29	24.55	23.37	23.28	24.68	29.06	34.43	35.56	34.29	30.68	16.63	11.67
Cleared(GW)	40.8	40.1	40.0	40.2	40.7	40.8	41.3	43.2	47.7	50.9	53.5	55.0	55.6	56.5	57.1	57.8	58.6	58.8	57.9	57.7	59.4	56.5	47.3	4.4



## Preliminary Real-Time Prices with Forecasted and Actual System Load

	HE1	HE2	HE3	HE4	HE5	HE6	HE7	HE8	HE9	HE10	HE11	HE12	HE13	HE14	HE15	HE16	HE17	HE18	HE19	HE20	HE21	HE22	HE23	HE24
CINERGY.HUB	18.06	18.55	21.71	24.79	32.61	101.24	37.91	33.47	40.57	81.63	34.90	25.33	31.60	26.18	25.20	26.76	37.92	26.57	29.82	26.05	29.47	35.11	31.09	22.68
FE.HUB	20.84	20.35	24.17	27.69	35.71	106.38	39.73	37.55	42.32	85.88	95.86	63.54	67.48	31.70	34.10	36.48	44.02	46.85	149.66	32.56	33.17	36.47	32.35	23.55
ILLINOIS.HUB	16.91	15.74	11.32	10.15	18.55	38.91	36.56	31.93	36.88	64.68	28.00	24.05	29.74	25.19	24.51	25.50	25.76	25.96	27.90	24.76	28.33	11.22	18.68	12.37
MICHIGAN.HUB	40.55	30.60	40.98	47.85	52.28	115.78	39.25	36.60	41.43	84.32	52.08	36.73	42.75	28.51	28.20	30.12	41.16	32.82	62.38	28.48	31.43	37.88	33.16	24.14
MINN.HUB	16.66	15.56	10.79	9.43	18.08	36.04	36.66	48.64	44.75	85.65	48.43	64.79	88.40	36.56	25.62	26.11	26.16	26.85	31.72	26.24	30.17	11.67	19.26	13.17
WPS	20.06	19.70	15.59	14.84	19.50	26.90	34.01	36.68	37.44	66.68	37.01	34.50	42.24	29.65	27.06	26.89	26.28	29.61	36.74	39.27	35.82	18.46	21.86	16.92
Forecasted(GW)	44.9	43.3	42.1	41.4	41.6	41.9	43.2	45.2	48.3	50.4	52.4	53.9	54.7	55.4	56.1	57.1	57.9	58.4	58.1	57.9	58.5	57.3	53.6	50.4
(RT) - (DA Load)	2.81	1.76	0.91	0.09	-0.40	-0.61	-0.40	0.39	-0.79	-1.62	-2.03	-1.67	-1.39	-2.02	-2.26	-2.47	-2.54	-2.30	-1.27	-1.27	-1.78	0.18	5.49	44.67



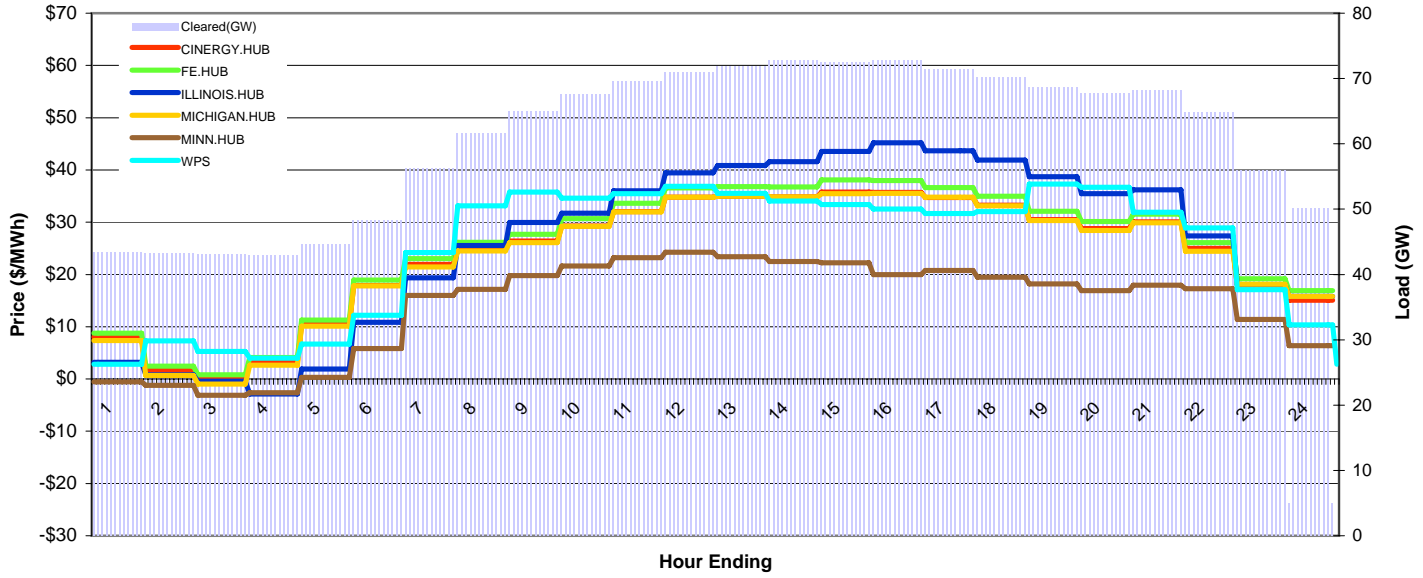
# MISO Daily Report

Delivery Day: Monday, June 8, 2009

Price Color Codes: ≤0 ≥100 ≥200

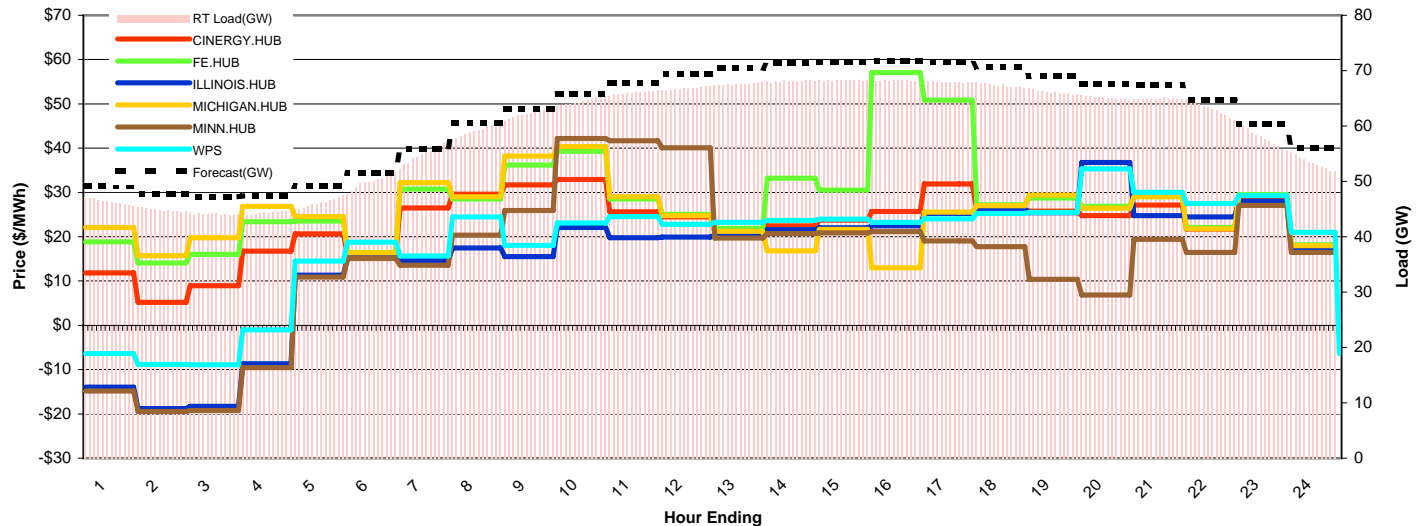
## Day-Ahead Prices and Cleared Load

	HE1	HE2	HE3	HE4	HE5	HE6	HE7	HE8	HE9	HE10	HE11	HE12	HE13	HE14	HE15	HE16	HE17	HE18	HE19	HE20	HE21	HE22	HE23	HE24
CINERGY.HUB	8.01	1.63	0.00	3.32	10.40	17.88	21.93	25.04	26.42	29.27	32.01	34.80	35.00	34.87	35.77	35.73	34.70	33.24	30.52	28.81	30.09	25.01	18.02	15.04
FE.HUB	8.78	2.44	0.80	4.12	11.28	18.95	23.01	26.14	27.66	30.68	33.64	36.59	36.84	36.73	38.11	38.00	36.60	34.96	32.07	30.16	31.56	26.11	19.19	16.89
ILLINOIS.HUB	3.19	0.80	-0.43	-2.86	1.88	10.86	19.37	25.53	29.97	31.73	35.99	39.46	40.87	41.61	43.56	45.20	43.65	41.91	38.68	35.44	36.22	27.38	18.07	15.80
MICHIGAN.HUB	7.38	0.70	-1.00	2.64	10.09	17.80	21.42	24.53	26.12	29.22	32.00	34.77	34.99	34.86	35.47	35.51	34.79	33.15	30.34	28.45	29.87	24.46	18.12	15.82
MINN.HUB	-0.55	-1.23	-3.11	-2.65	0.31	5.85	16.01	17.16	19.79	21.64	23.23	24.26	23.37	22.45	22.26	20.00	20.75	19.49	18.19	16.93	17.95	17.29	11.37	6.35
WPS	2.82	7.32	5.26	3.96	6.69	12.17	24.21	33.12	35.76	34.58	35.44	36.88	35.55	34.07	33.38	32.49	31.69	32.04	37.28	36.70	31.94	28.93	17.07	10.34
Cleared(GW)	43.3	43.2	43.0	42.9	44.5	48.3	56.3	61.6	65.0	67.6	69.5	70.9	71.9	72.7	72.4	72.7	71.3	70.1	68.6	67.7	68.2	64.9	55.9	5.0



## Preliminary Real-Time Prices with Forecasted and Actual System Load

	HE1	HE2	HE3	HE4	HE5	HE6	HE7	HE8	HE9	HE10	HE11	HE12	HE13	HE14	HE15	HE16	HE17	HE18	HE19	HE20	HE21	HE22	HE23	HE24
CINERGY.HUB	11.80	5.22	8.94	16.74	20.65	16.00	26.47	29.64	31.74	32.94	25.61	24.47	21.49	22.48	23.73	25.73	31.91	25.90	25.78	24.80	27.13	21.71	28.94	17.76
FE.HUB	18.86	14.07	16.03	23.42	23.51	16.46	30.74	28.50	36.20	39.31	28.52	25.05	21.86	33.20	30.52	57.04	50.87	27.20	28.72	26.87	29.24	22.11	29.56	18.22
ILLINOIS.HUB	-13.94	-18.82	-18.33	-8.72	11.34	15.26	14.57	17.48	15.54	22.07	19.79	19.90	20.35	21.57	21.99	22.46	25.30	26.34	25.40	36.73	24.75	24.46	28.00	17.14
MICHIGAN.HUB	22.13	15.77	19.80	26.86	24.58	16.42	32.23	29.02	38.18	40.36	29.03	24.78	21.23	16.82	21.68	12.99	25.58	26.99	29.42	26.40	29.06	21.84	29.31	17.97
MINN.HUB	-14.81	-19.48	-19.22	-9.58	10.87	15.12	13.57	20.35	25.93	42.19	41.70	40.09	19.73	20.70	20.86	21.19	19.07	17.79	10.36	6.83	19.44	16.48	27.11	16.49
WPS	-6.39	-8.84	-8.91	-1.04	14.54	18.74	15.66	24.50	18.04	23.13	24.58	22.85	23.24	23.65	24.00	23.22	24.04	25.24	25.50	35.34	30.07	27.51	29.30	21.04
Forecasted(GW)	49.2	47.8	47.2	47.4	49.2	51.5	55.9	60.6	63.0	65.7	67.8	69.4	70.5	71.3	71.6	71.8	71.6	70.8	68.9	67.6	67.4	64.7	60.4	56.0
(RT) - (DA Load)	3.05	1.71	1.14	1.40	1.60	1.75	-1.35	-2.47	-2.71	-3.12	-3.47	-4.07	-4.26	-4.53	-4.13	-4.48	-3.34	-2.72	-2.48	-2.58	-3.28	-1.71	2.00	48.39





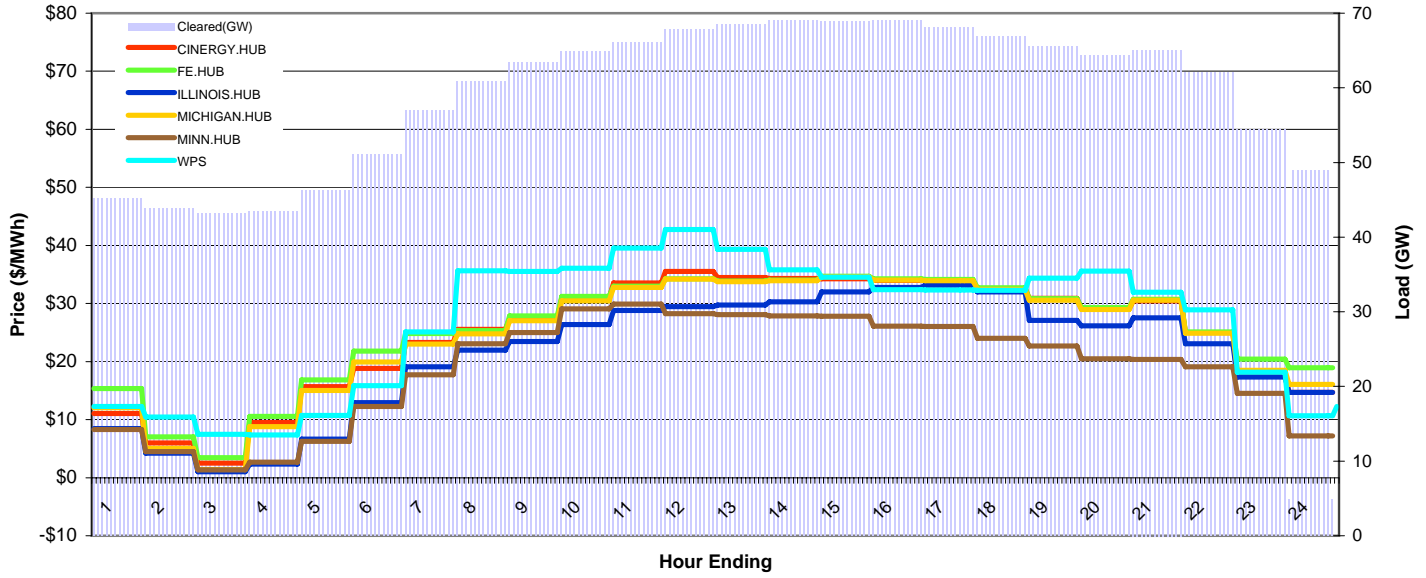
# MISO Daily Report

Delivery Day: Tuesday, June 9, 2009

Price Color Codes: ≤0 ≥100 ≥200

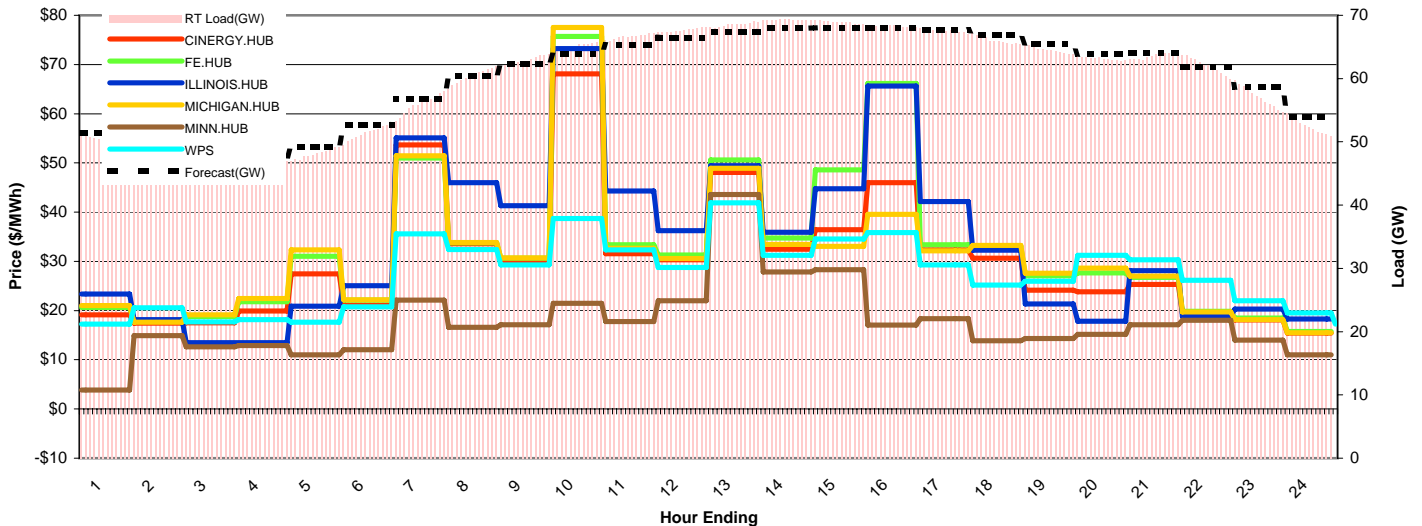
## Day-Ahead Prices and Cleared Load

	HE1	HE2	HE3	HE4	HE5	HE6	HE7	HE8	HE9	HE10	HE11	HE12	HE13	HE14	HE15	HE16	HE17	HE18	HE19	HE20	HE21	HE22	HE23	HE24
CINERGY.HUB	11.04	5.98	2.51	9.52	15.69	18.80	23.28	25.55	27.50	30.93	33.53	35.54	34.47	34.29	34.28	34.00	33.94	32.54	30.92	29.08	30.46	24.98	17.47	14.68
FE.HUB	15.35	7.01	3.46	10.58	16.84	21.81	24.85	25.32	27.84	31.21	32.99	34.26	33.88	34.05	34.68	34.26	34.15	32.74	30.86	29.27	30.73	25.13	20.42	18.92
ILLINOIS.HUB	8.48	4.23	1.00	2.36	6.65	12.90	19.12	21.95	23.47	26.38	28.79	29.45	29.76	30.30	32.01	32.78	33.14	32.01	27.11	26.15	27.53	23.08	17.31	14.69
MICHIGAN.HUB	12.05	5.03	1.40	8.82	15.02	19.95	23.00	24.76	27.03	30.46	32.76	34.21	33.78	33.93	34.58	34.06	33.91	32.44	30.54	28.98	30.56	24.87	18.52	16.07
MINN.HUB	8.32	4.48	1.38	2.70	6.28	12.26	17.74	23.07	24.97	29.10	29.90	28.23	28.08	27.86	27.80	26.08	26.05	24.02	22.67	20.48	20.37	19.11	14.53	7.20
WPS	12.26	10.43	7.49	7.37	10.72	15.85	25.09	35.64	35.53	36.09	39.56	42.73	39.34	35.82	34.54	32.40	32.35	32.29	34.34	35.59	31.92	28.92	18.19	10.68
Cleared(GW)	45.1	43.8	43.2	43.5	46.3	51.1	57.0	60.8	63.4	64.8	66.1	67.8	68.5	69.0	68.8	69.0	68.0	66.9	65.5	64.4	65.1	62.1	54.5	4.9



## Preliminary Real-Time Prices with Forecasted and Actual System Load

	HE1	HE2	HE3	HE4	HE5	HE6	HE7	HE8	HE9	HE10	HE11	HE12	HE13	HE14	HE15	HE16	HE17	HE18	HE19	HE20	HE21	HE22	HE23	HE24
CINERGY.HUB	19.14	17.41	17.51	19.89	27.48	21.11	53.67	33.58	30.04	68.10	31.57	30.30	48.05	32.47	36.46	45.96	32.33	30.63	24.16	23.80	25.29	19.44	18.10	15.45
FE.HUB	20.60	17.80	18.80	21.82	31.04	22.12	51.01	33.78	30.65	75.72	33.35	31.30	50.61	34.75	48.57	66.13	33.38	33.04	27.07	27.67	26.77	19.86	18.49	15.77
ILLINOIS.HUB	23.36	18.14	13.46	13.48	20.89	25.02	55.11	46.02	41.32	73.26	44.31	36.22	49.46	35.89	44.73	65.64	42.16	32.27	21.32	17.82	28.11	18.80	20.31	18.29
MICHIGAN.HUB	20.99	17.61	19.15	22.48	32.32	22.22	51.47	33.86	30.68	77.56	32.65	30.61	48.90	33.44	33.08	39.52	32.13	33.23	27.60	28.63	27.02	19.71	18.16	15.51
MINN.HUB	3.87	14.93	12.65	12.86	11.02	12.03	22.15	16.62	17.12	21.45	17.77	22.02	43.61	27.85	28.31	17.08	18.34	13.85	14.33	15.15	17.12	18.03	14.01	10.98
WPS	17.22	20.54	17.72	18.16	17.62	20.76	35.58	32.38	29.28	38.72	32.30	28.73	41.90	31.25	34.57	35.83	29.28	25.19	25.94	31.21	30.31	26.17	22.01	19.49
Forecasted(GW)	51.3	49.2	48.0	47.7	49.3	52.7	56.7	60.4	62.4	63.8	65.3	66.5	67.4	68.0	68.0	67.9	67.6	66.8	65.4	63.8	64.0	61.9	58.6	53.9
(RT) - (DA Load)	5.00	4.30	3.67	3.09	1.80	0.34	-1.03	-0.43	-0.55	0.27	0.60	-0.08	0.02	0.24	0.11	-0.63	-0.42	-0.77	-0.98	-1.23	-1.48	-0.01	2.69	47.57



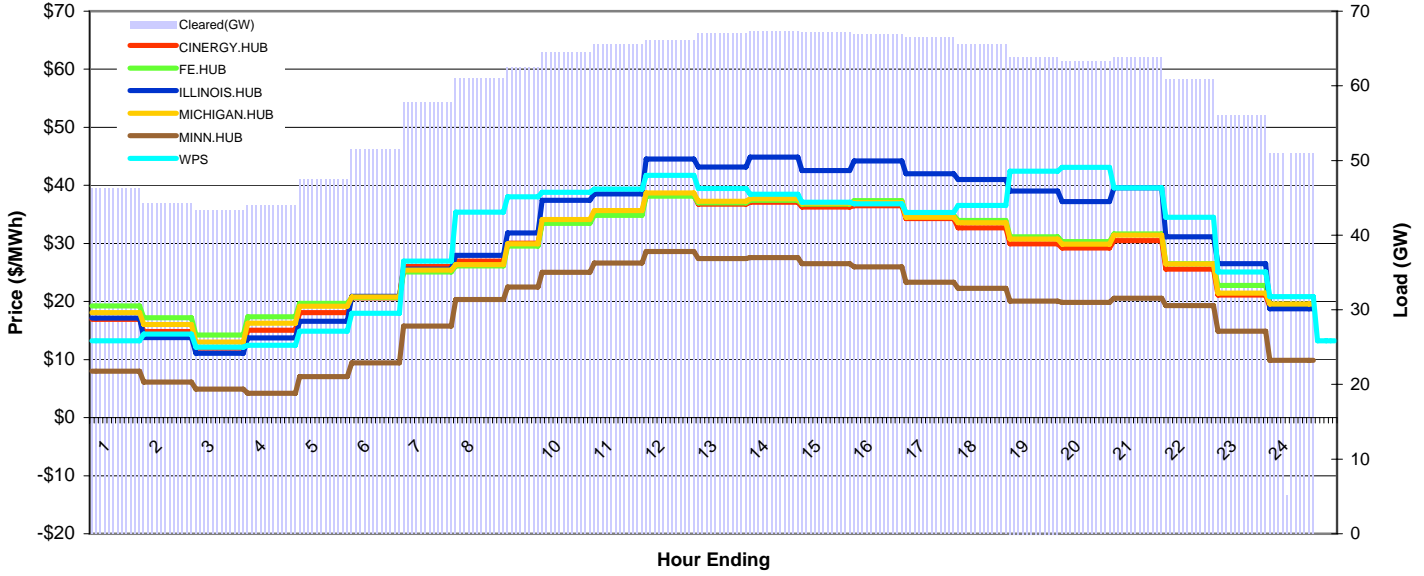
# MISO Daily Report

Delivery Day: Wednesday, June 10, 2009

Price Color Codes: ≤0 ≥100 ≥200

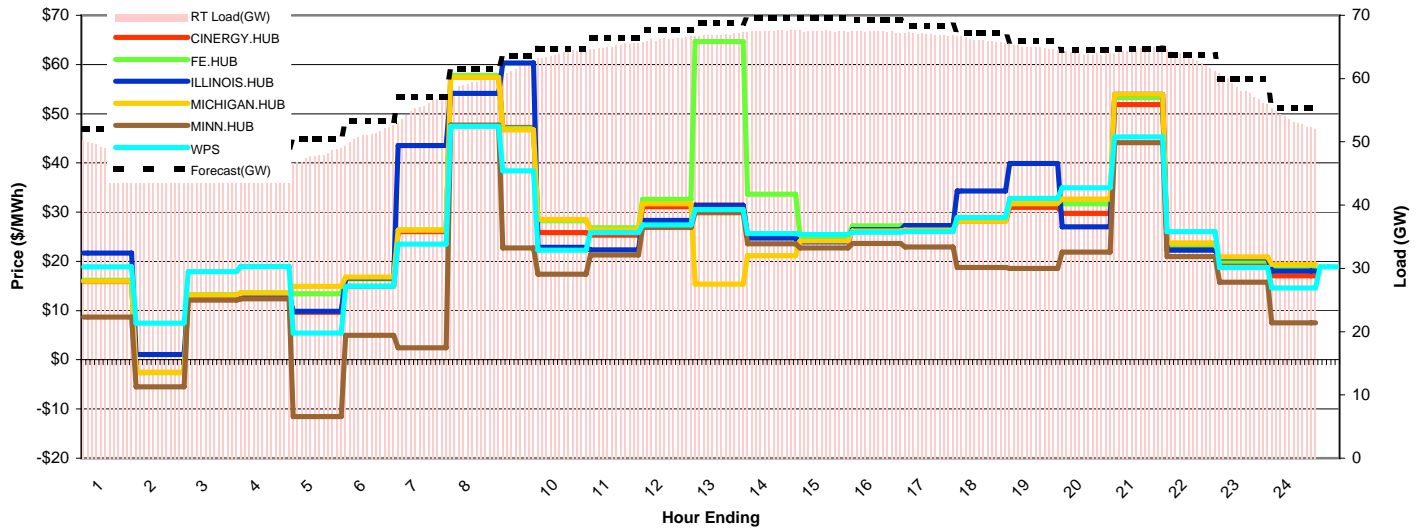
## Day-Ahead Prices and Cleared Load

	HE1	HE2	HE3	HE4	HE5	HE6	HE7	HE8	HE9	HE10	HE11	HE12	HE13	HE14	HE15	HE16	HE17	HE18	HE19	HE20	HE21	HE22	HE23	HE24
CINERGY.HUB	16.95	14.84	11.96	15.03	18.11	20.62	26.03	26.94	30.06	33.65	35.39	38.29	36.76	37.11	36.26	36.48	34.26	32.70	29.94	29.21	30.50	25.59	21.12	19.02
FE.HUB	19.24	17.20	14.20	17.39	19.70	20.66	25.10	26.13	29.56	33.46	34.82	38.14	36.99	37.42	36.74	37.40	34.90	33.98	31.12	30.33	31.63	26.50	22.78	19.50
ILLINOIS.HUB	17.16	13.76	11.10	13.74	16.60	20.92	25.59	27.97	31.80	37.41	38.54	44.54	43.18	44.85	42.53	44.19	41.99	41.01	39.01	37.20	39.58	31.16	26.49	18.73
MICHIGAN.HUB	18.08	16.02	13.03	16.28	19.16	20.77	25.44	26.37	29.93	34.11	35.69	38.70	37.27	37.71	36.95	37.04	34.51	33.59	30.75	29.87	31.42	26.45	21.46	19.59
MINN.HUB	8.01	6.11	4.93	4.20	7.05	9.43	15.76	20.33	22.47	25.02	26.61	28.61	27.41	27.54	26.53	25.98	23.32	22.26	20.07	19.82	20.57	19.32	14.86	9.88
WPS	13.21	14.37	12.11	12.44	14.89	17.98	26.95	35.40	38.04	38.79	39.34	41.72	39.49	38.47	37.09	36.82	35.36	36.57	42.44	43.10	39.55	34.53	25.07	20.81
Cleared(GW)	46.3	44.3	43.3	44.0	47.5	51.5	57.8	61.0	62.4	64.4	65.6	66.1	67.0	67.3	67.1	66.8	66.5	65.5	63.9	63.2	63.8	60.8	56.0	5.1



## Preliminary Real-Time Prices with Forecasted and Actual System Load

	HE1	HE2	HE3	HE4	HE5	HE6	HE7	HE8	HE9	HE10	HE11	HE12	HE13	HE14	HE15	HE16	HE17	HE18	HE19	HE20	HE21	HE22	HE23	HE24
CINERGY.HUB	15.87	-2.56	13.04	13.39	9.65	14.89	26.02	57.50	47.19	25.83	25.30	31.12	31.43	25.33	24.49	26.53	26.59	28.13	30.98	29.73	51.85	22.84	19.59	17.04
FE.HUB	16.17	-2.62	13.25	13.59	13.44	16.41	26.38	57.77	46.97	28.27	26.81	32.60	64.69	33.64	25.16	27.19	27.28	28.79	31.72	31.67	53.29	23.35	20.04	18.39
ILLINOIS.HUB	21.69	1.06	12.62	12.96	9.88	16.61	43.51	54.12	60.28	22.83	22.32	28.30	31.39	24.71	23.93	26.45	27.28	34.33	39.87	27.01	53.91	22.25	20.73	18.07
MICHIGAN.HUB	15.97	-2.58	13.13	13.53	14.95	16.78	26.35	57.40	46.75	28.52	26.44	31.67	15.38	21.17	24.17	26.19	26.34	28.10	31.83	32.68	53.96	23.75	20.90	19.39
MINN.HUB	8.69	-5.48	12.10	12.40	-11.54	5.00	2.42	47.71	22.73	17.39	21.27	26.88	29.90	23.58	22.73	23.65	22.95	18.73	18.53	21.90	44.15	20.99	15.74	7.53
WPS	18.88	7.41	17.94	18.92	5.44	14.95	23.52	47.43	38.39	22.29	25.87	27.39	30.53	25.67	25.43	25.91	26.02	28.91	32.81	34.93	45.29	26.05	18.74	14.58
Forecasted(GW)	52.1	50.1	49.0	48.9	50.5	53.4	57.2	61.5	63.5	64.7	66.5	67.7	68.8	69.6	69.6	69.2	68.4	67.3	65.9	64.5	64.7	63.7	59.9	55.3
(RT) - (DA Load)	2.76	2.77	2.70	2.11	0.31	-0.32	-2.24	-1.60	-0.50	-0.45	-0.43	0.19	0.00	0.31	0.36	0.58	0.49	0.65	1.14	0.79	0.80	2.36	2.24	48.37



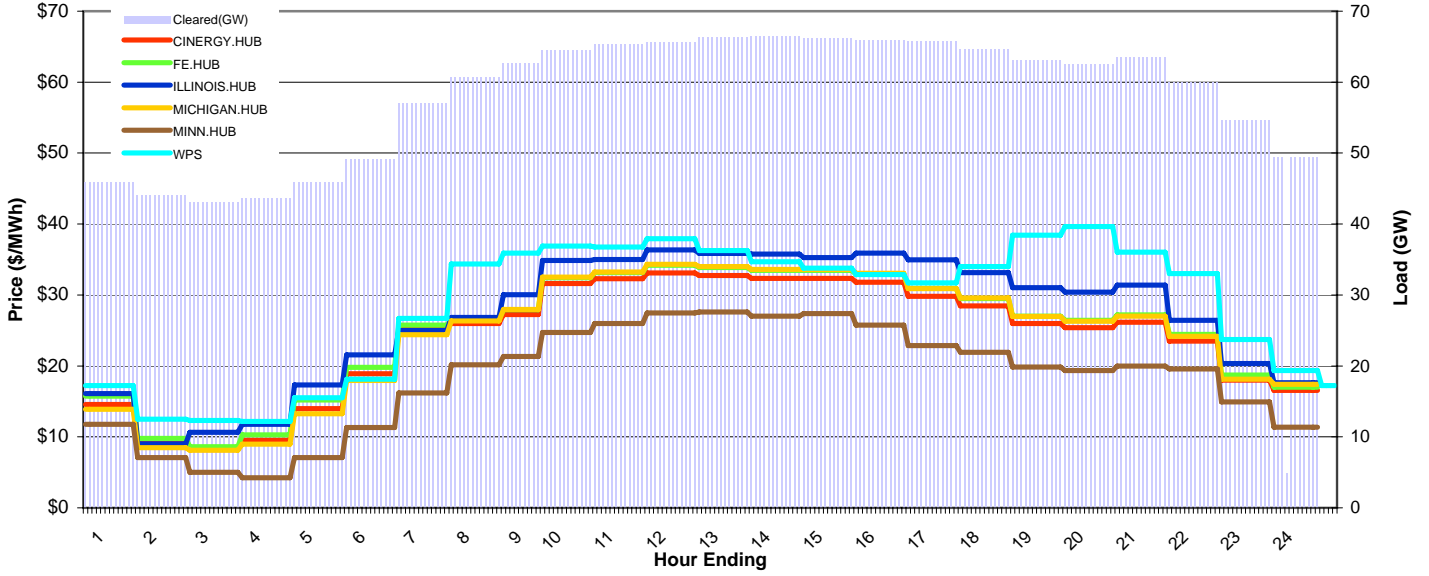
# MISO Daily Report

Delivery Day: Thursday, June 11, 2009

Price Color Codes: <=0 >=100 >=200

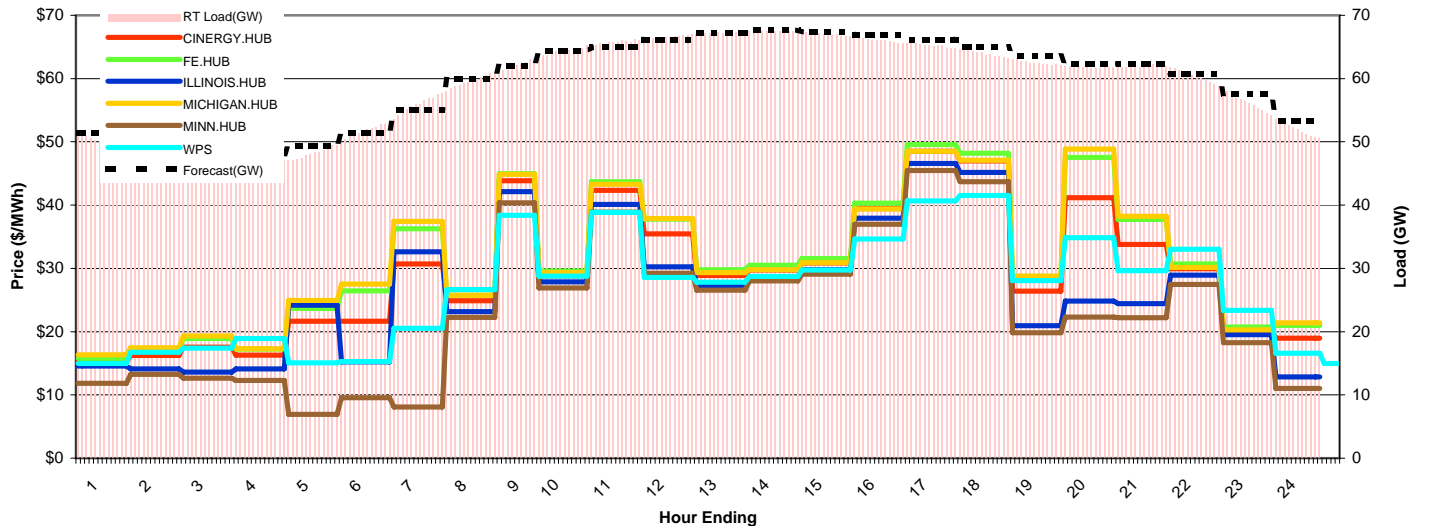
## Day-Ahead Prices and Cleared Load

	HE1	HE2	HE3	HE4	HE5	HE6	HE7	HE8	HE9	HE10	HE11	HE12	HE13	HE14	HE15	HE16	HE17	HE18	HE19	HE20	HE21	HE22	HE23	HE24
CINERGY.HUB	14.58	9.05	8.23	9.50	14.00	18.91	25.41	26.00	27.22	31.60	32.30	33.11	32.75	32.32	32.32	31.81	29.80	28.46	25.97	25.40	26.16	23.52	18.00	16.57
FE.HUB	15.75	9.80	8.62	10.27	15.19	19.78	25.77	26.48	27.94	32.41	33.13	34.20	33.88	33.46	33.46	32.94	30.93	29.48	27.02	26.42	27.18	24.45	18.73	16.99
ILLINOIS.HUB	16.11	9.00	10.65	11.79	17.30	21.56	25.00	26.82	30.04	34.87	35.00	36.36	35.86	35.77	35.29	35.89	34.95	33.13	31.04	30.41	31.41	26.45	20.33	17.65
MICHIGAN.HUB	13.88	8.50	8.12	8.98	13.28	17.96	24.40	26.35	27.97	32.53	33.26	34.31	34.00	33.59	33.60	33.05	30.88	29.58	26.96	26.29	27.02	24.18	18.11	17.40
MINN.HUB	11.75	7.08	5.01	4.25	7.10	11.34	16.20	20.15	21.34	24.70	25.96	27.45	27.59	27.03	27.36	25.74	22.85	21.90	19.85	19.36	19.99	19.57	14.91	11.37
WPS	17.21	12.49	12.30	12.17	15.53	18.14	26.72	34.36	35.90	36.89	36.78	37.93	36.25	34.67	33.77	32.88	31.69	34.02	38.44	39.65	36.04	33.02	23.71	19.33
Cleared(GW)	45.9	44.1	43.1	43.7	45.8	49.1	57.1	60.6	62.6	64.5	65.4	65.7	66.3	66.4	66.1	65.9	65.8	64.6	63.1	62.5	63.5	59.9	54.6	4.9



## Preliminary Real-Time Prices with Forecasted and Actual System Load

	HE1	HE2	HE3	HE4	HE5	HE6	HE7	HE8	HE9	HE10	HE11	HE12	HE13	HE14	HE15	HE16	HE17	HE18	HE19	HE20	HE21	HE22	HE23	HE24
CINERGY.HUB	15.21	16.22	17.53	16.28	21.66	21.63	30.68	24.86	43.83	28.84	42.32	35.45	28.88	29.74	30.87	39.43	48.51	46.98	26.40	41.18	33.77	29.93	20.22	18.95
FE.HUB	15.80	17.01	18.93	17.23	23.67	26.43	36.25	25.73	44.97	29.60	43.72	37.78	29.80	30.48	31.58	40.30	49.55	48.21	28.71	47.52	37.71	30.69	20.76	21.01
ILLINOIS.HUB	14.59	14.10	13.61	14.09	24.18	15.24	32.62	23.16	42.13	27.87	40.12	30.27	27.33	28.67	29.77	37.94	46.59	45.17	20.95	24.81	24.43	28.95	19.52	12.86
MICHIGAN.HUB	16.34	17.44	19.30	17.30	24.92	27.51	37.44	25.76	44.85	29.31	43.28	37.86	29.33	29.79	30.91	39.39	48.50	47.07	28.76	48.85	38.22	30.13	20.28	21.41
MINN.HUB	11.85	13.26	12.66	12.30	6.91	9.54	8.07	22.24	40.34	26.93	38.90	29.22	26.55	28.01	29.10	36.97	45.47	43.72	19.84	22.29	22.20	27.48	18.27	11.04
WPS	14.99	16.74	17.40	18.90	15.10	15.29	20.54	26.65	38.37	28.78	38.85	28.56	27.83	28.72	29.75	34.63	40.68	41.51	28.09	34.84	29.66	33.02	23.36	16.61
Forecasted(GW)	51.3	49.3	48.1	48.0	49.4	51.4	55.1	59.9	62.1	64.3	64.9	66.1	67.3	67.7	67.4	66.9	66.1	64.9	63.5	62.3	62.4	60.7	57.6	53.3
(RT) - (DA Load)	4.21	3.86	3.84	3.23	2.35	2.56	-1.18	-1.05	-0.44	-0.17	0.33	0.90	0.92	1.13	0.91	0.13	-0.61	-0.61	-0.65	-0.73	-1.62	0.45	1.66	47.06



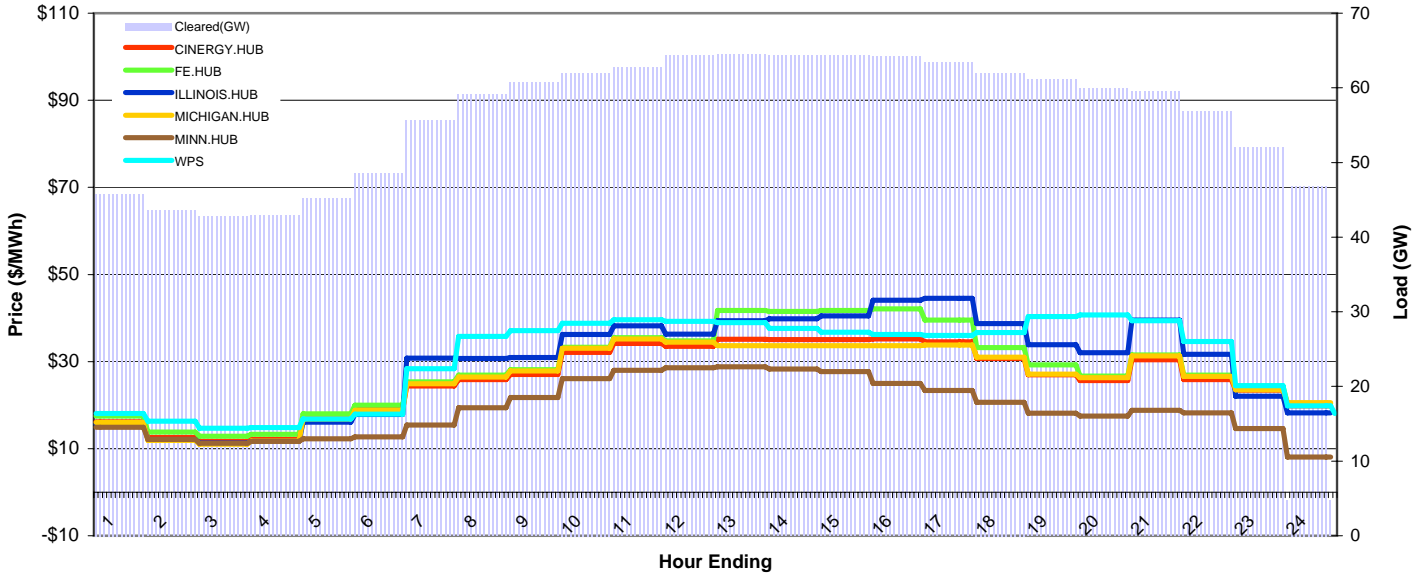
# MISO Daily Report

Delivery Day: Friday, June 12, 2009

Price Color Codes: ≤0 ≥100 ≥200

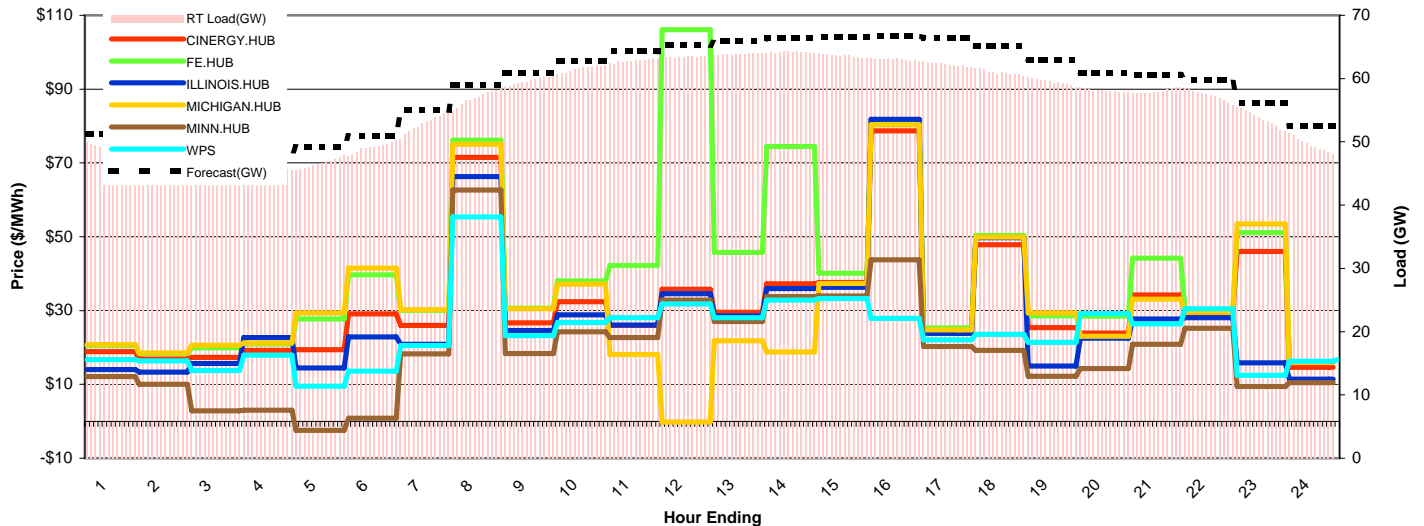
## Day-Ahead Prices and Cleared Load

	HE1	HE2	HE3	HE4	HE5	HE6	HE7	HE8	HE9	HE10	HE11	HE12	HE13	HE14	HE15	HE16	HE17	HE18	HE19	HE20	HE21	HE22	HE23	HE24
CINERGY.HUB	16.18	12.58	11.70	12.09	17.08	18.98	24.38	25.84	27.05	32.07	34.18	33.47	35.10	35.03	35.07	35.20	34.53	30.71	26.96	25.64	30.41	25.89	23.41	19.87
FE.HUB	17.48	13.80	12.85	13.29	18.03	20.01	25.33	26.91	28.11	33.28	35.51	34.78	41.76	41.50	41.73	42.12	39.54	33.19	29.26	26.70	31.55	26.90	24.42	20.35
ILLINOIS.HUB	15.66	12.15	11.28	11.70	16.12	17.84	30.75	30.68	30.91	36.20	38.19	36.29	39.35	39.80	40.51	44.09	44.54	38.69	33.89	32.00	39.55	31.70	22.07	18.25
MICHIGAN.HUB	16.05	11.89	11.02	11.74	16.84	18.78	24.91	26.47	27.81	33.04	35.18	34.44	33.66	33.68	33.67	33.66	33.83	30.97	27.09	26.28	31.30	26.62	23.53	20.56
MINN.HUB	14.93	12.13	11.26	11.70	12.26	12.71	15.46	19.43	21.78	26.05	28.01	28.57	28.77	28.29	27.68	24.95	23.35	20.64	18.13	17.45	18.77	18.22	14.59	8.09
WPS	18.04	16.28	14.71	14.84	16.81	17.91	28.37	35.76	37.12	38.80	39.59	39.26	38.97	37.60	36.72	36.22	36.00	36.65	40.33	40.72	39.41	34.64	24.45	19.84
Cleared(GW)	45.8	43.6	42.8	42.9	45.1	48.5	55.7	59.1	60.7	62.0	62.7	64.3	64.5	64.4	64.3	64.2	63.4	62.0	61.1	60.0	59.5	56.8	51.9	4.7



## Preliminary Real-Time Prices with Forecasted and Actual System Load

	HE1	HE2	HE3	HE4	HE5	HE6	HE7	HE8	HE9	HE10	HE11	HE12	HE13	HE14	HE15	HE16	HE17	HE18	HE19	HE20	HE21	HE22	HE23	HE24
CINERGY.HUB	18.89	16.84	17.28	19.26	19.39	29.09	26.01	71.53	26.64	32.38	25.94	35.75	29.54	37.22	37.58	78.74	24.60	47.83	25.37	23.90	34.26	29.15	45.98	14.66
FE.HUB	20.55	18.31	19.91	20.95	27.76	39.70	30.09	76.22	30.66	38.01	42.21	106.10	45.75	74.41	40.10	81.29	25.27	50.35	28.56	28.48	44.18	30.09	51.16	16.02
ILLINOIS.HUB	14.04	13.31	15.68	22.73	14.46	22.90	20.84	66.33	24.58	28.84	26.05	34.60	28.56	35.99	36.34	81.79	23.80	49.73	14.93	22.50	27.76	28.09	15.86	11.45
MICHIGAN.HUB	20.77	18.49	20.59	21.19	29.39	41.51	30.26	75.04	30.50	37.19	18.13	-0.18	21.85	18.75	37.32	80.34	24.79	49.93	29.38	23.03	33.08	29.50	53.47	15.90
MINN.HUB	12.12	9.99	2.84	3.01	-2.42	0.83	18.28	62.62	18.39	24.25	22.72	32.86	27.01	33.80	33.93	43.76	20.30	19.22	12.18	14.32	20.84	25.20	9.44	10.42
WPS	16.74	16.36	13.75	17.95	9.52	13.63	20.48	55.36	23.20	26.73	28.03	31.77	28.10	32.83	33.28	27.85	22.10	23.52	21.35	29.18	26.42	30.47	12.46	16.26
Forecasted(GW)	51.2	49.5	48.3	48.0	49.2	51.0	55.0	58.9	60.9	62.8	64.3	65.3	66.0	66.4	66.6	66.8	66.4	65.1	63.0	60.9	60.6	59.8	56.2	52.5
(RT) - (DA Load)	2.85	3.15	2.77	2.41	1.48	0.64	-2.73	-2.12	-1.07	-0.43	0.10	-0.82	-0.57	-0.19	-0.69	-1.17	-1.12	-0.99	-1.59	-1.83	-1.45	0.56	1.76	44.92



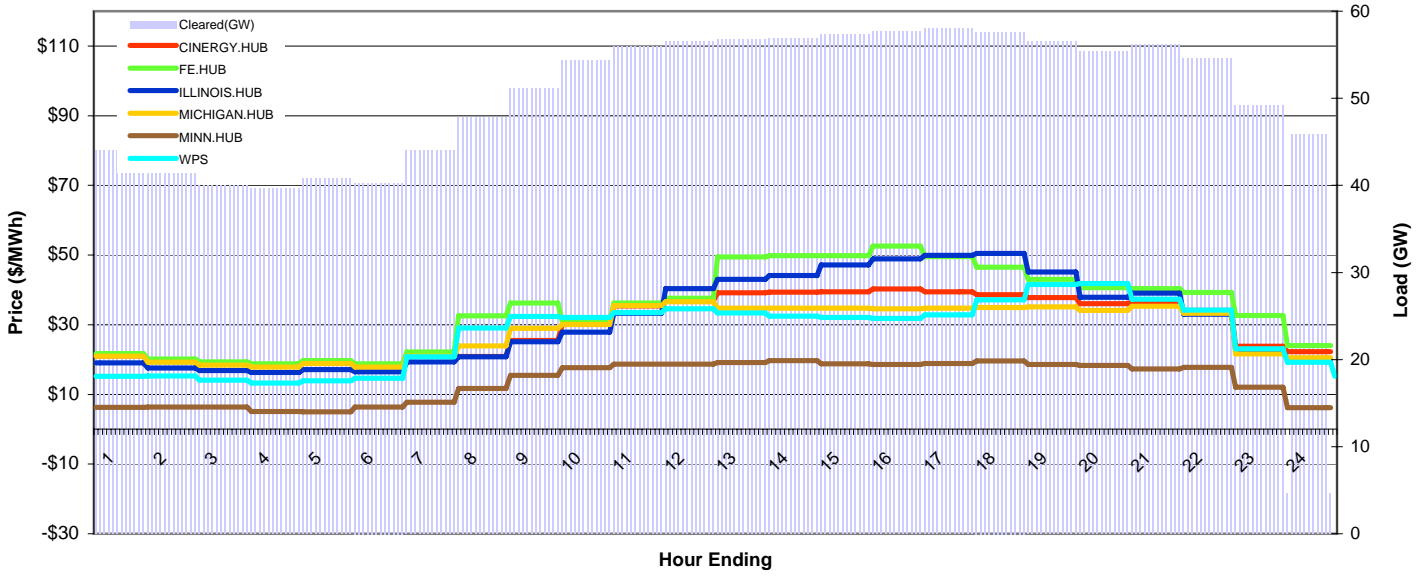
# MISO Daily Report

Delivery Day: Saturday, June 13, 2009

Price Color Codes: <=0 >=100 >=200

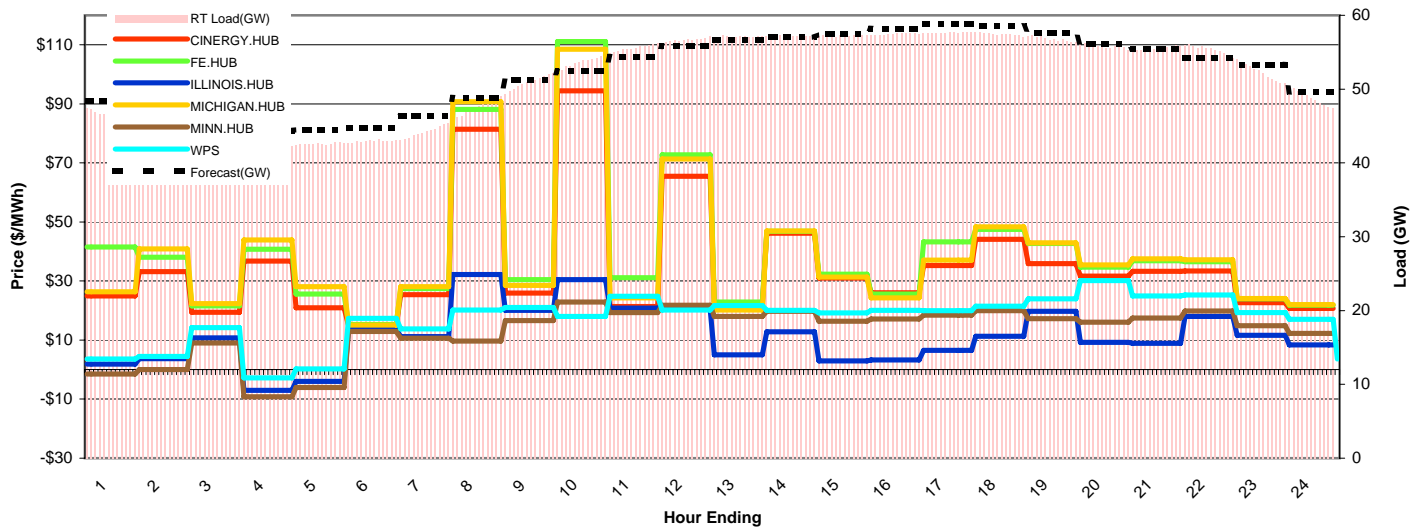
## Day-Ahead Prices and Cleared Load

	HE1	HE2	HE3	HE4	HE5	HE6	HE7	HE8	HE9	HE10	HE11	HE12	HE13	HE14	HE15	HE16	HE17	HE18	HE19	HE20	HE21	HE22	HE23	HE24
CINERGY.HUB	21.10	19.56	18.73	18.19	19.18	18.30	21.54	20.93	25.49	30.10	35.41	36.75	39.21	39.36	39.42	40.23	39.42	38.62	37.76	36.03	36.73	34.13	23.79	22.27
FE.HUB	21.71	20.16	19.32	18.77	19.70	18.81	22.18	32.52	36.23	30.85	36.26	37.63	49.45	49.81	49.85	52.59	49.58	46.51	43.02	40.67	40.35	39.27	32.66	24.04
ILLINOIS.HUB	19.05	17.62	16.89	16.26	17.09	16.44	19.37	20.82	25.08	27.89	33.31	40.39	43.02	44.17	47.15	48.86	49.89	50.48	45.10	37.86	39.03	32.97	22.61	20.13
MICHIGAN.HUB	20.98	19.26	18.41	17.86	18.90	17.90	21.01	23.89	28.95	30.03	35.46	36.55	34.75	34.74	34.75	34.60	34.78	34.98	35.15	34.11	35.28	33.30	21.63	20.49
MINN.HUB	6.26	6.34	6.39	5.12	5.00	6.41	7.72	11.74	15.46	17.67	18.70	18.72	19.18	19.68	18.73	18.57	18.85	19.64	18.63	18.33	17.33	17.75	12.11	6.18
WPS	15.23	15.29	14.13	13.28	13.87	14.66	20.83	29.05	32.40	32.13	33.51	34.54	33.34	32.42	32.06	31.81	32.81	37.13	41.51	41.87	37.32	34.17	23.10	19.23
Cleared(GW)	44.0	41.4	40.0	39.7	40.8	40.3	44.0	47.8	51.2	54.4	55.9	56.5	56.8	56.9	57.3	57.7	58.0	57.6	56.5	55.4	56.2	54.6	49.1	4.6



## Preliminary Real-Time Prices with Forecasted and Actual System Load

	HE1	HE2	HE3	HE4	HE5	HE6	HE7	HE8	HE9	HE10	HE11	HE12	HE13	HE14	HE15	HE16	HE17	HE18	HE19	HE20	HE21	HE22	HE23	HE24
CINERGY.HUB	24.97	33.18	19.45	36.77	20.91	14.84	25.41	81.46	25.97	94.42	21.33	65.46	22.25	46.19	31.03	26.04	35.24	44.08	35.91	31.72	33.31	33.39	22.72	20.68
FE.HUB	41.52	38.11	21.59	40.82	25.59	15.33	27.47	88.09	30.50	111.12	31.08	72.79	22.84	46.85	32.28	25.63	43.26	47.50	42.73	34.71	36.92	36.51	23.92	21.79
ILLINOIS.HUB	1.88	3.70	10.75	-7.01	-3.96	13.71	11.15	32.24	20.05	30.44	20.85	20.50	5.03	12.76	2.90	3.23	6.50	11.29	19.75	9.20	8.90	17.99	11.65	8.41
MICHIGAN.HUB	26.36	40.91	22.33	43.96	28.09	15.11	28.13	90.78	28.52	108.51	24.29	71.32	20.22	46.98	31.39	24.29	37.11	48.36	42.98	35.43	37.51	37.25	24.04	22.00
MINN.HUB	-1.47	0.03	9.03	-9.21	-6.03	12.92	10.67	9.62	16.64	22.86	19.28	21.86	17.97	19.73	16.34	17.20	18.42	19.99	17.26	16.09	17.45	19.88	14.83	12.22
WPS	3.56	4.49	14.22	-2.76	0.19	17.38	13.82	20.18	21.07	17.96	24.89	20.19	21.73	20.08	19.24	20.05	20.01	21.53	23.99	30.10	24.95	25.32	19.37	17.08
Forecasted(GW)	48.4	46.4	45.1	44.4	44.5	44.8	46.4	48.9	51.2	52.4	54.4	55.9	56.6	57.0	57.4	58.2	58.8	58.5	57.6	56.1	55.4	54.2	53.3	49.6
(RT) - (DA Load)	2.27	2.78	2.98	2.75	1.79	2.69	0.23	-0.20	-0.24	-0.70	-0.35	0.22	0.37	0.34	-0.07	-0.22	-0.32	-0.12	0.28	0.45	-0.66	0.82	3.18	44.26



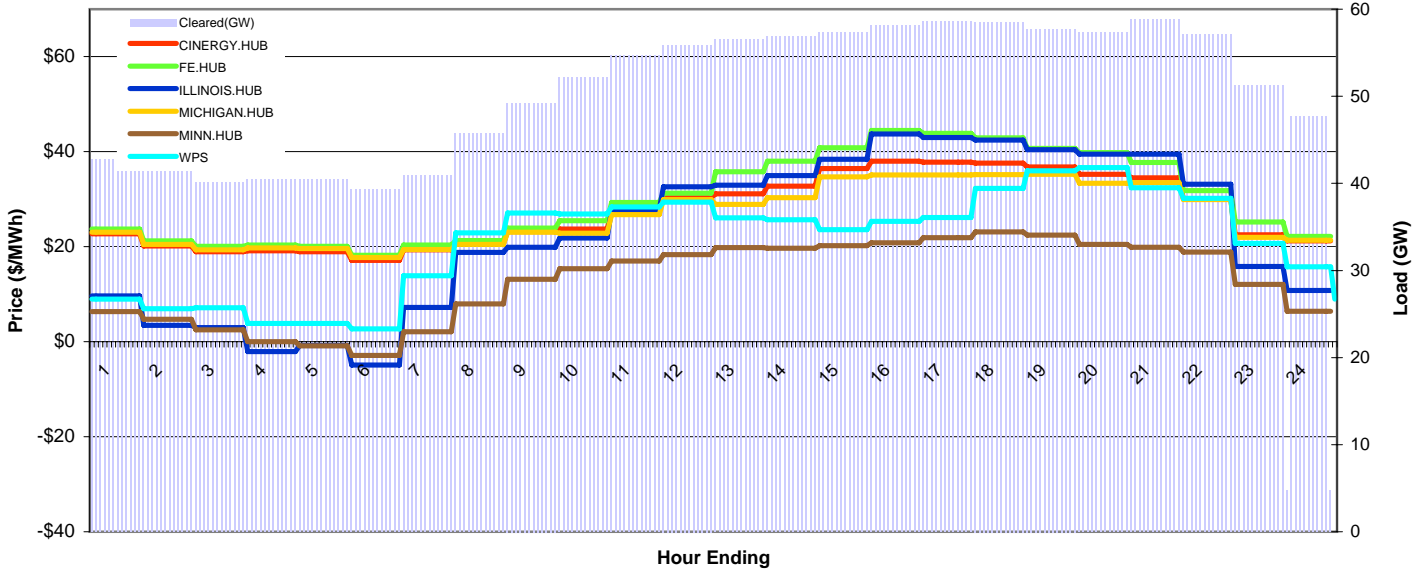
# MISO Daily Report

Delivery Day: Sunday, June 14, 2009

Price Color Codes: ≤0 ≥100 ≥200

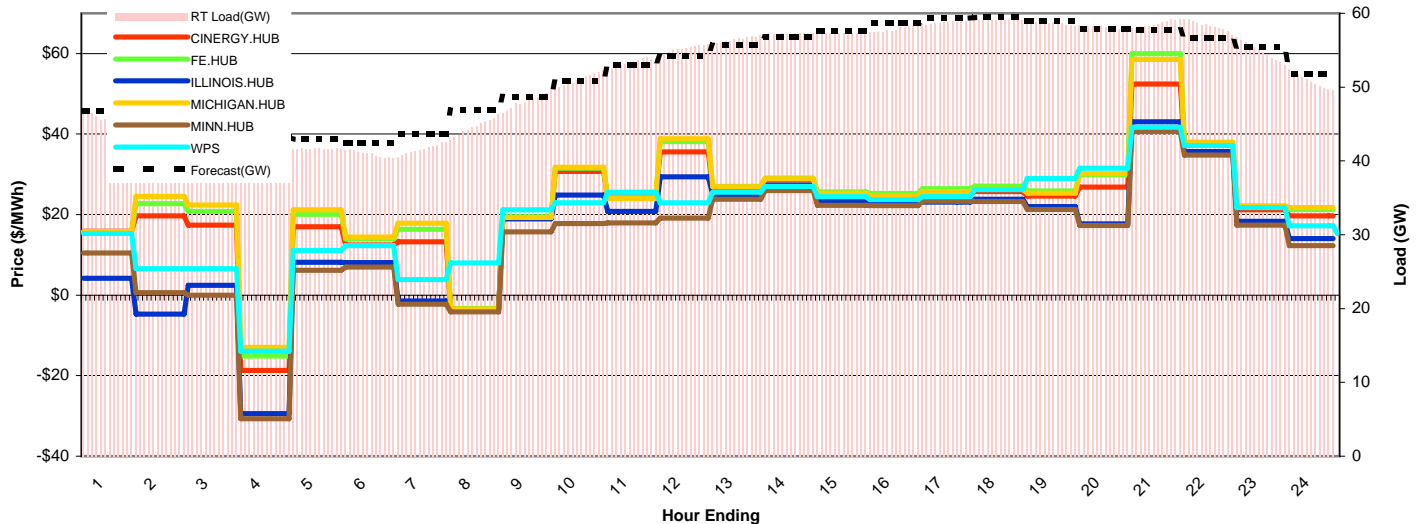
## Day-Ahead Prices and Cleared Load

	HE1	HE2	HE3	HE4	HE5	HE6	HE7	HE8	HE9	HE10	HE11	HE12	HE13	HE14	HE15	HE16	HE17	HE18	HE19	HE20	HE21	HE22	HE23	HE24
CINERGY.HUB	22.68	20.13	18.97	19.11	18.97	17.09	19.36	20.66	23.21	23.69	27.53	30.35	31.11	32.74	36.43	38.01	37.83	37.62	36.79	35.21	34.53	30.07	22.51	21.20
FE.HUB	23.70	21.25	20.08	20.34	20.08	18.19	20.36	21.29	23.93	25.48	29.33	31.28	35.79	38.02	40.80	44.46	43.86	42.89	40.73	39.82	37.76	31.80	25.22	22.15
ILLINOIS.HUB	9.66	3.44	2.95	-2.05	-0.81	-4.91	7.23	18.82	19.88	21.82	27.81	32.59	32.98	34.96	38.41	43.75	42.96	42.45	40.45	39.48	39.51	33.13	15.84	10.78
MICHIGAN.HUB	23.05	20.50	19.32	19.76	19.60	17.75	19.43	20.52	23.05	22.84	26.73	29.91	28.92	30.31	34.70	35.08	35.11	35.18	35.27	33.38	33.48	29.89	21.97	21.37
MINN.HUB	6.32	4.72	2.49	0.00	-0.84	-2.88	2.12	7.95	13.14	15.38	16.98	18.33	19.84	19.69	20.20	20.82	21.91	23.12	22.47	20.51	19.86	18.87	12.04	6.38
WPS	8.99	6.93	7.12	3.86	3.88	2.70	13.87	22.91	27.12	26.88	28.37	29.35	26.08	25.70	23.58	25.35	26.14	32.26	35.99	36.68	32.42	30.22	20.69	15.79
Cleared(GW)	42.8	41.4	40.1	40.5	40.5	39.3	40.9	45.8	49.2	52.2	54.7	55.9	56.5	56.9	57.3	58.2	58.6	58.5	57.7	57.3	58.8	57.1	51.3	4.8



## Preliminary Real-Time Prices with Forecasted and Actual System Load

	HE1	HE2	HE3	HE4	HE5	HE6	HE7	HE8	HE9	HE10	HE11	HE12	HE13	HE14	HE15	HE16	HE17	HE18	HE19	HE20	HE21	HE22	HE23	HE24
CINERGY.HUB	15.89	19.65	17.36	-18.70	16.97	12.45	13.23	-3.45	18.97	30.71	24.35	35.57	26.48	28.58	24.75	24.32	25.62	25.72	24.58	26.84	52.45	37.25	21.23	19.70
FE.HUB	15.89	22.70	20.77	-15.16	20.10	13.99	16.33	-3.29	19.44	31.51	24.25	38.12	27.00	29.07	25.69	25.26	26.45	27.09	25.87	29.86	59.97	38.00	22.05	21.25
ILLINOIS.HUB	4.23	-4.68	2.41	-29.44	8.13	8.09	-1.49	-3.71	18.96	24.89	20.84	29.41	24.99	27.33	23.48	23.07	23.08	23.85	22.00	17.74	43.06	35.70	18.33	14.01
MICHIGAN.HUB	15.76	24.51	22.37	-13.01	21.18	14.48	17.88	-3.43	19.29	31.75	24.02	38.84	26.90	28.92	25.30	24.60	25.71	26.28	25.35	30.15	58.58	37.90	22.19	21.75
MINN.HUB	10.45	0.63	-0.06	-30.71	6.20	6.95	-2.21	-4.13	15.72	17.80	17.94	19.16	23.81	26.00	22.30	22.22	23.35	23.25	21.28	17.31	40.71	34.83	17.39	12.32
WPS	15.32	6.61	6.56	-13.90	11.09	12.28	3.90	7.99	21.21	22.99	25.60	22.91	25.56	26.98	24.49	23.72	24.49	26.18	29.02	31.57	41.67	37.19	21.74	17.19
Forecasted(GW)	46.7	45.3	44.0	43.2	42.9	42.5	43.6	46.8	48.7	50.8	53.1	54.3	55.6	56.7	57.6	58.7	59.3	59.4	59.0	57.8	57.7	56.7	55.4	51.8
(RT) - (DA Load)	2.83	2.07	2.30	1.29	1.18	1.65	0.71	-1.14	-1.11	-1.09	-1.40	-0.68	-0.04	0.35	0.02	-0.29	0.20	0.57	0.97	0.80	-0.22	1.29	3.60	46.10



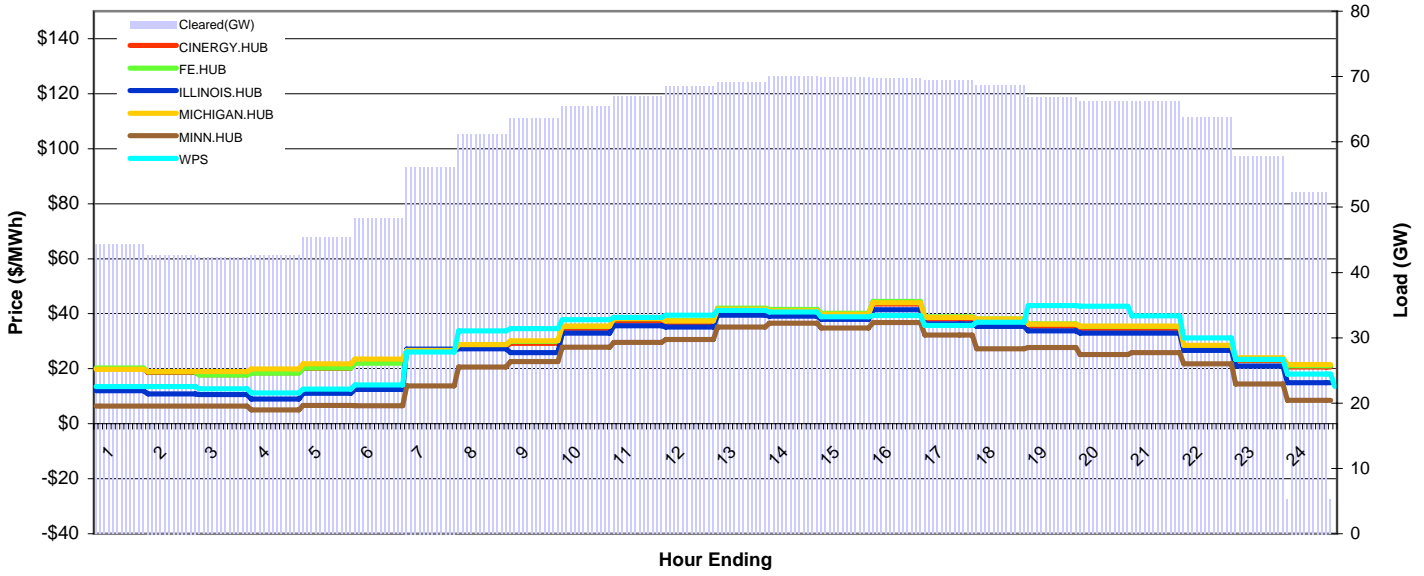
# MISO Daily Report

Delivery Day: Monday, June 15, 2009

Price Color Codes: ≤0 ≥100 ≥200

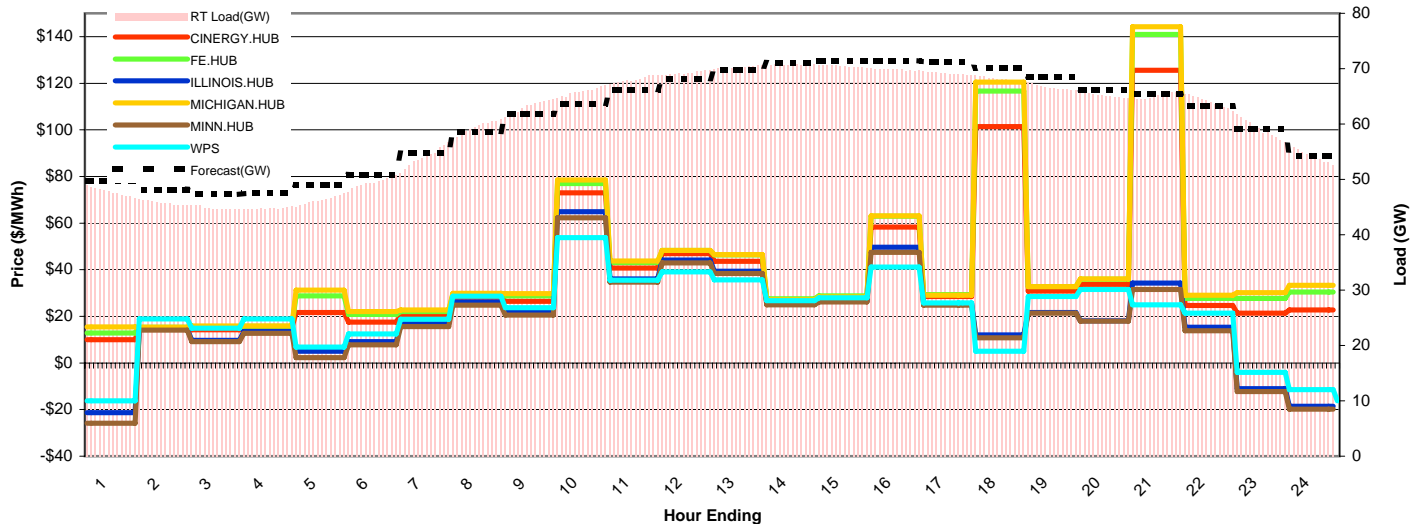
## Day-Ahead Prices and Cleared Load

	HE1	HE2	HE3	HE4	HE5	HE6	HE7	HE8	HE9	HE10	HE11	HE12	HE13	HE14	HE15	HE16	HE17	HE18	HE19	HE20	HE21	HE22	HE23	HE24
CINERGY.HUB	20.00	18.67	17.79	18.47	20.18	22.42	26.40	28.09	29.28	34.71	37.43	36.73	41.14	40.67	39.37	43.50	38.06	37.31	35.54	34.73	34.69	27.90	22.90	20.63
FE.HUB	20.26	18.87	17.72	18.44	20.29	22.07	26.78	28.70	29.91	35.42	38.19	37.50	42.03	41.55	40.21	44.44	38.86	38.07	36.27	35.34	35.39	27.99	23.26	21.11
ILLINOIS.HUB	12.00	10.82	10.65	9.00	11.12	12.51	27.12	27.24	25.91	32.98	35.58	35.16	39.50	39.17	37.92	41.50	36.37	35.43	33.80	32.97	32.92	26.65	20.96	14.96
MICHIGAN.HUB	19.85	18.97	19.02	19.95	21.79	23.51	26.62	28.82	30.20	35.46	38.28	37.32	41.62	41.13	39.84	44.06	38.65	38.04	36.26	35.46	35.46	28.50	24.01	21.56
MINN.HUB	6.39	6.48	6.47	5.00	6.63	6.49	13.79	20.58	22.64	27.89	29.56	30.59	35.12	36.54	34.83	36.75	32.23	27.27	27.76	25.18	25.90	21.76	14.43	8.54
WPS	13.54	13.47	12.66	11.16	12.61	14.15	26.13	33.79	34.59	37.84	38.68	39.42	41.19	40.65	38.85	39.36	35.80	36.94	42.97	42.67	39.19	31.24	23.46	18.11
Cleared(GW)	44.3	42.7	42.3	42.6	45.4	48.3	56.2	61.1	63.6	65.4	66.9	68.5	69.0	70.0	69.9	69.7	69.4	68.7	66.8	66.3	66.2	63.8	57.8	5.2



## Preliminary Real-Time Prices with Forecasted and Actual System Load

	HE1	HE2	HE3	HE4	HE5	HE6	HE7	HE8	HE9	HE10	HE11	HE12	HE13	HE14	HE15	HE16	HE17	HE18	HE19	HE20	HE21	HE22	HE23	HE24
CINERGY.HUB	9.93	15.13	14.17	15.10	21.63	17.50	20.37	28.29	26.41	72.95	40.79	46.90	43.62	26.94	28.20	58.36	28.44	101.47	30.84	33.66	125.61	24.60	21.38	22.80
FE.HUB	12.81	15.36	15.39	15.69	28.76	20.77	22.05	29.30	28.77	76.97	43.03	48.32	46.36	27.51	28.82	62.91	29.35	116.65	32.74	35.98	140.99	27.69	27.69	30.43
ILLINOIS.HUB	-21.27	14.59	9.71	13.49	5.05	9.10	16.83	26.17	21.96	64.86	36.06	44.10	39.36	25.73	26.99	49.68	25.44	12.05	21.70	18.03	34.26	15.34	-11.06	-18.56
MICHIGAN.HUB	15.45	15.39	15.94	15.89	31.23	22.10	22.77	29.81	29.70	78.51	43.78	48.24	46.51	27.09	28.35	63.15	29.11	120.54	32.74	36.01	144.28	29.07	30.09	33.30
MINN.HUB	-25.83	14.12	9.08	12.78	2.24	7.72	15.61	24.86	20.55	62.33	34.65	42.91	38.34	24.95	26.23	47.43	24.79	10.85	21.39	17.91	31.51	13.87	-12.25	-19.86
WPS	-16.26	18.96	14.95	18.89	6.75	12.41	18.79	28.67	23.76	53.79	35.53	39.02	35.66	26.69	27.89	41.17	25.79	5.00	28.49	31.55	24.96	21.40	-4.01	-11.42
Forecasted(GW)	49.7	48.2	47.3	47.5	49.0	50.9	54.9	58.6	61.8	63.7	66.2	68.2	69.8	71.0	71.4	71.4	71.2	70.1	68.5	66.2	65.4	63.2	59.2	54.2
(RT) - (DA Load)	3.51	3.10	2.58	2.19	0.86	1.14	-2.07	-1.65	-0.50	0.50	1.15	0.72	1.26	0.75	0.60	0.16	-0.19	-0.51	-0.13	-1.06	-1.02	0.27	1.34	49.14



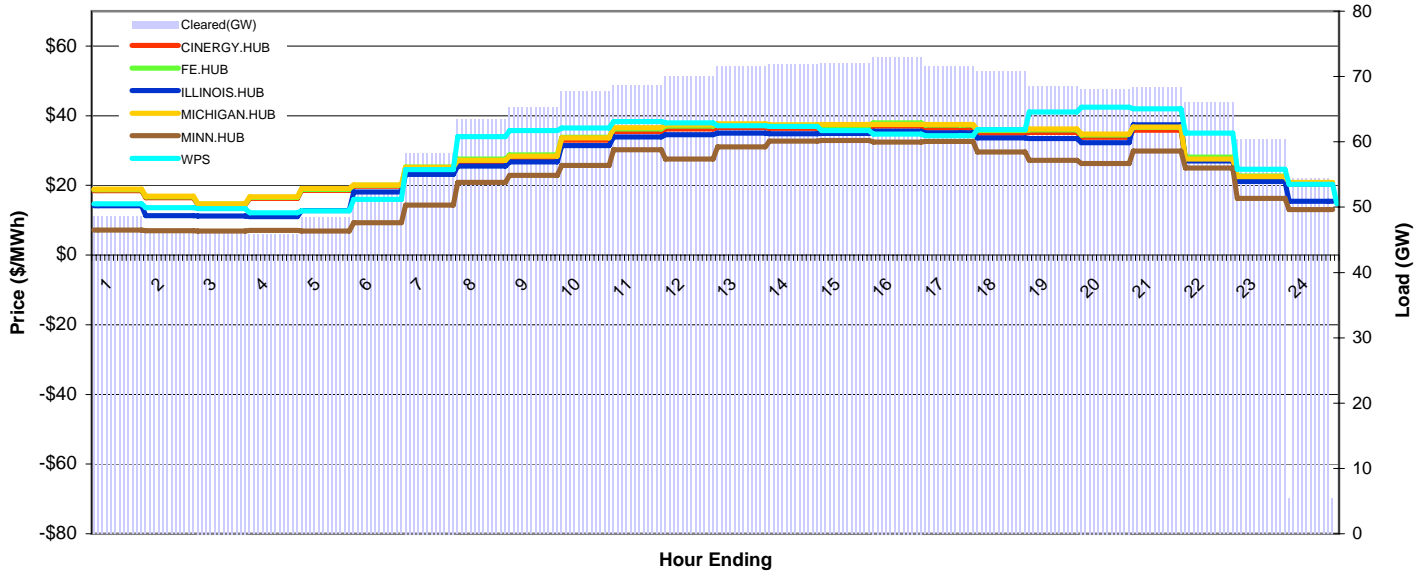
# MISO Daily Report

Delivery Day: Tuesday, June 16, 2009

Price Color Codes: ≤0 ≥100 ≥200

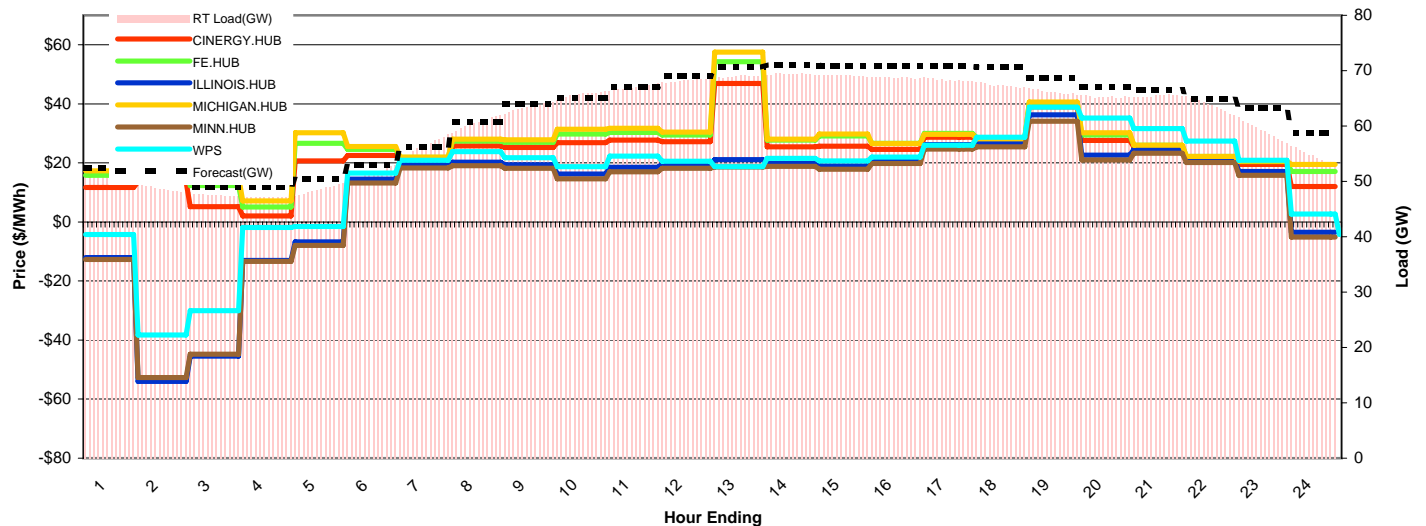
## Day-Ahead Prices and Cleared Load

	HE1	HE2	HE3	HE4	HE5	HE6	HE7	HE8	HE9	HE10	HE11	HE12	HE13	HE14	HE15	HE16	HE17	HE18	HE19	HE20	HE21	HE22	HE23	HE24
CINERGY.HUB	18.46	16.46	14.46	16.28	18.56	19.79	24.66	26.84	28.02	32.97	35.42	36.23	36.57	36.34	36.40	37.06	36.49	35.01	35.15	33.82	35.87	27.38	22.36	20.32
FE.HUB	18.73	16.73	14.62	16.51	18.82	20.03	25.26	27.52	28.72	33.77	36.18	37.01	37.38	37.15	37.22	37.98	37.31	35.78	35.92	34.49	36.66	28.08	22.74	20.76
ILLINOIS.HUB	14.17	11.34	11.25	11.00	12.75	18.13	23.14	25.51	26.72	31.43	33.87	34.55	35.01	34.81	34.93	35.55	35.07	33.58	33.48	32.27	37.43	26.98	21.15	15.47
MICHIGAN.HUB	18.89	16.95	14.69	16.73	19.10	20.11	25.17	27.23	28.38	33.59	36.54	37.41	37.68	37.43	37.44	37.48	37.47	36.02	36.23	34.76	36.75	27.60	22.47	20.84
MINN.HUB	7.14	7.01	6.92	7.04	6.93	9.28	14.37	20.83	22.91	25.68	30.25	27.53	31.09	32.67	32.92	32.47	32.63	29.56	27.15	26.32	29.84	25.01	16.25	13.06
WPS	14.72	13.57	13.31	12.14	12.66	15.97	24.57	33.96	35.70	36.45	38.34	37.94	37.07	36.96	35.76	34.71	34.26	35.98	41.09	42.46	42.01	35.01	24.66	20.34
Cleared(GW)	48.6	46.8	46.0	45.8	48.3	52.0	58.3	63.4	65.3	67.6	68.6	70.0	71.5	71.8	72.0	73.0	71.6	70.8	68.5	68.1	68.3	66.0	60.4	5.4



## Preliminary Real-Time Prices with Forecasted and Actual System Load

	HE1	HE2	HE3	HE4	HE5	HE6	HE7	HE8	HE9	HE10	HE11	HE12	HE13	HE14	HE15	HE16	HE17	HE18	HE19	HE20	HE21	HE22	HE23	HE24
CINERGY.HUB	11.67	13.59	5.19	2.06	20.68	22.48	21.19	25.73	25.25	26.90	27.69	27.18	46.94	25.49	25.71	24.60	28.73	27.78	39.00	27.59	25.40	21.69	19.47	12.04
FE.HUB	15.83	22.59	12.30	5.03	26.67	24.63	21.88	27.41	27.00	29.84	30.31	29.43	54.32	27.69	29.18	26.60	30.03	28.50	40.32	29.50	25.96	22.16	20.48	17.08
ILLINOIS.HUB	-12.08	-53.99	-45.38	-13.03	-6.71	14.56	19.39	20.29	19.38	16.25	18.54	19.58	21.11	19.87	18.91	20.81	26.24	26.77	36.27	22.59	24.62	21.07	17.10	-3.48
MICHIGAN.HUB	17.35	25.11	15.34	7.16	30.27	25.51	21.96	28.09	27.81	31.38	31.69	30.43	57.55	28.06	29.84	26.57	29.72	28.17	40.59	30.22	26.00	22.15	20.62	19.51
MINN.HUB	-12.65	-52.66	-44.75	-13.34	-7.96	13.26	18.27	19.10	18.18	14.66	17.04	18.21	18.63	18.88	17.83	19.77	24.74	25.49	34.11	20.99	23.31	20.15	15.85	-5.16
WPS	-4.26	-38.30	-29.99	-1.87	-1.54	16.60	20.93	23.80	21.78	18.72	22.30	20.62	18.68	21.57	20.69	21.97	26.03	28.67	38.90	35.26	31.60	27.37	20.94	2.70
Forecasted(GW)	52.4	50.3	49.1	48.9	50.3	53.0	56.3	60.7	64.0	65.1	67.1	69.0	70.6	71.1	70.9	70.9	70.8	70.6	68.7	67.0	66.5	64.9	63.3	58.7
(RT) - (DA Load)	2.18	1.94	1.51	1.38	0.22	-0.52	-2.02	-2.84	-1.82	-1.94	-1.51	-1.75	-2.52	-2.40	-2.87	-4.26	-3.20	-3.41	-2.35	-2.78	-2.81	-2.22	-1.25	49.26





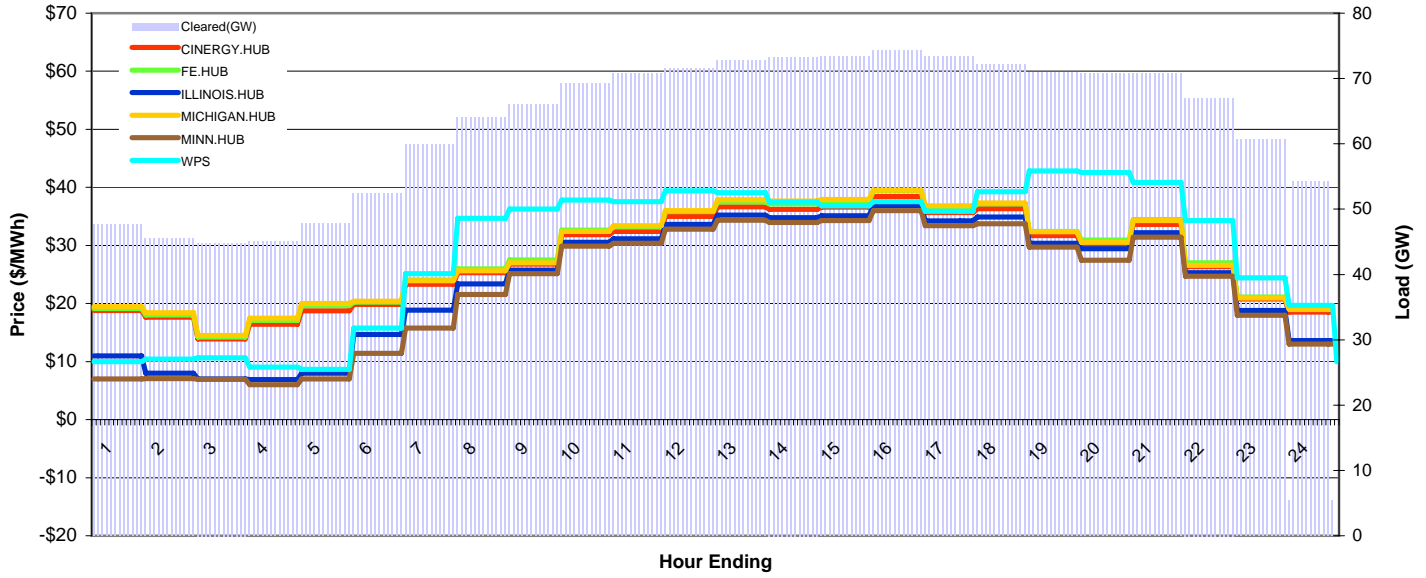
# MISO Daily Report

Delivery Day: Wednesday, June 17, 2009

Price Color Codes: ≤0 ≥100 ≥200

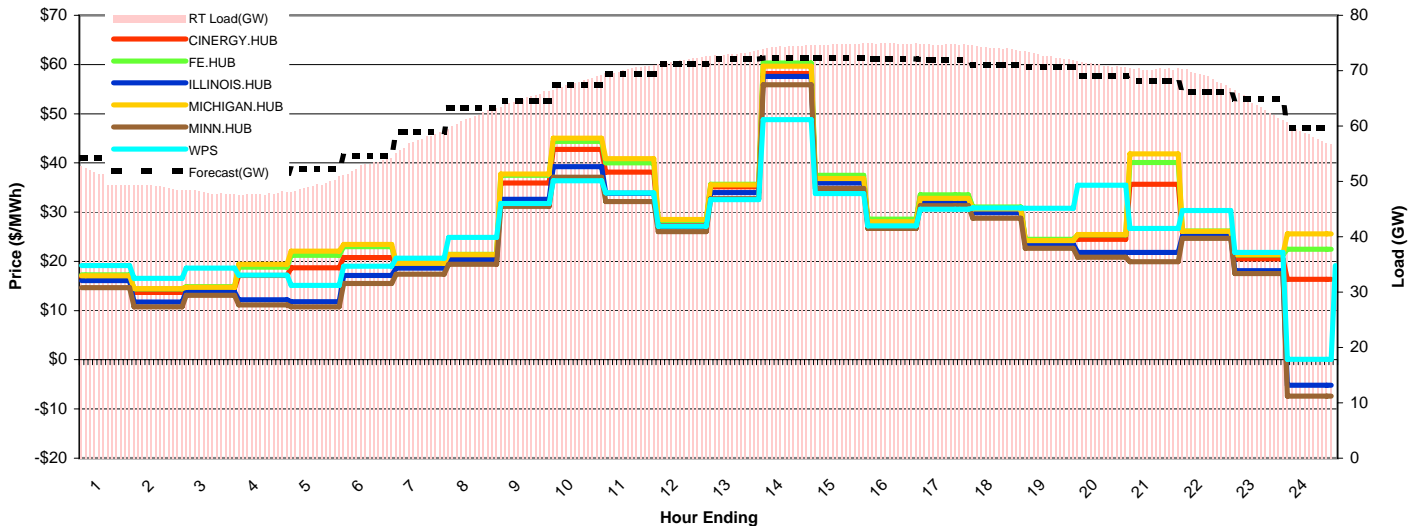
## Day-Ahead Prices and Cleared Load

	HE1	HE2	HE3	HE4	HE5	HE6	HE7	HE8	HE9	HE10	HE11	HE12	HE13	HE14	HE15	HE16	HE17	HE18	HE19	HE20	HE21	HE22	HE23	HE24
CINERGY.HUB	18.79	17.64	13.88	16.44	18.75	19.82	23.34	25.31	26.81	31.84	32.43	35.00	36.66	36.24	36.59	38.43	35.67	36.32	31.67	30.19	33.61	26.35	20.78	18.54
FE.HUB	19.11	18.05	14.24	17.07	19.60	20.26	24.02	25.98	27.49	32.62	33.16	35.81	37.51	37.14	37.50	39.39	36.55	37.17	32.43	30.94	34.43	27.03	21.14	18.95
ILLINOIS.HUB	11.00	8.00	7.00	6.89	8.00	14.65	18.88	23.40	25.73	30.56	31.13	33.61	35.21	34.80	35.14	36.90	34.25	34.89	30.40	29.46	32.20	25.30	18.82	13.63
MICHIGAN.HUB	19.46	18.42	14.48	17.46	20.01	20.40	23.91	25.61	27.02	32.40	33.43	36.00	37.88	37.66	37.90	39.53	36.84	37.32	32.36	30.53	34.30	26.57	20.94	19.00
MINN.HUB	7.01	7.07	6.96	6.00	7.03	11.43	15.79	21.54	25.13	29.85	30.38	32.80	34.35	33.94	34.26	36.00	33.41	33.75	29.69	27.45	31.44	24.70	18.00	13.03
WPS	10.00	10.43	10.65	9.06	8.65	15.77	25.16	34.68	36.26	37.81	37.51	39.40	39.09	37.50	36.83	37.52	35.91	39.25	42.82	42.56	40.82	34.30	24.44	19.71
Cleared(GW)	47.7	45.5	44.8	45.1	47.8	52.4	59.9	64.1	66.1	69.2	70.8	71.5	72.8	73.3	73.3	74.3	73.4	72.1	71.0	70.8	70.8	67.0	60.7	5.4



## Preliminary Real-Time Prices with Forecasted and Actual System Load

	HE1	HE2	HE3	HE4	HE5	HE6	HE7	HE8	HE9	HE10	HE11	HE12	HE13	HE14	HE15	HE16	HE17	HE18	HE19	HE20	HE21	HE22	HE23	HE24
CINERGY.HUB	16.83	13.66	14.53	17.13	18.71	20.77	19.22	20.94	35.90	42.75	38.15	27.91	35.14	58.14	36.31	28.17	33.24	30.87	24.35	24.48	35.66	25.91	20.51	16.37
FE.HUB	17.27	14.41	14.84	18.84	21.22	23.01	19.69	21.44	37.51	44.37	40.00	28.32	35.68	60.33	37.51	28.59	33.53	31.04	24.51	25.37	40.10	26.20	21.32	22.48
ILLINOIS.HUB	16.07	11.71	13.84	12.16	11.83	17.10	18.60	20.31	32.60	39.25	33.84	27.06	34.00	57.58	35.92	27.45	32.18	29.85	23.53	21.79	21.83	25.13	18.10	-5.18
MICHIGAN.HUB	17.09	14.48	14.73	19.40	22.08	23.42	19.60	21.39	37.74	45.01	40.88	28.49	35.55	59.67	36.85	28.03	32.80	30.63	24.25	25.43	41.85	26.13	21.43	25.58
MINN.HUB	14.68	10.74	13.09	11.16	10.77	15.51	17.39	19.44	31.21	37.09	32.14	26.02	32.71	55.89	34.82	26.72	31.28	28.80	22.66	20.83	19.91	24.69	17.51	-7.41
WPS	19.17	16.55	18.62	17.17	15.10	19.04	20.66	24.84	31.75	36.40	33.92	27.16	32.54	48.82	33.79	27.19	30.61	30.85	30.76	35.46	26.67	30.36	21.81	0.07
Forecasted(GW)	54.2	52.1	51.0	50.7	52.2	54.5	59.0	63.3	64.5	67.4	69.5	71.2	72.0	72.3	72.2	72.1	71.9	71.1	70.6	69.0	68.2	66.1	64.9	59.7
(RT) - (DA Load)	3.64	3.68	3.17	2.69	1.55	0.57	-2.50	-2.50	-1.04	-1.29	-0.48	0.36	0.35	1.08	1.44	0.62	1.31	1.98	1.68	0.33	-0.49	1.84	2.98	53.06



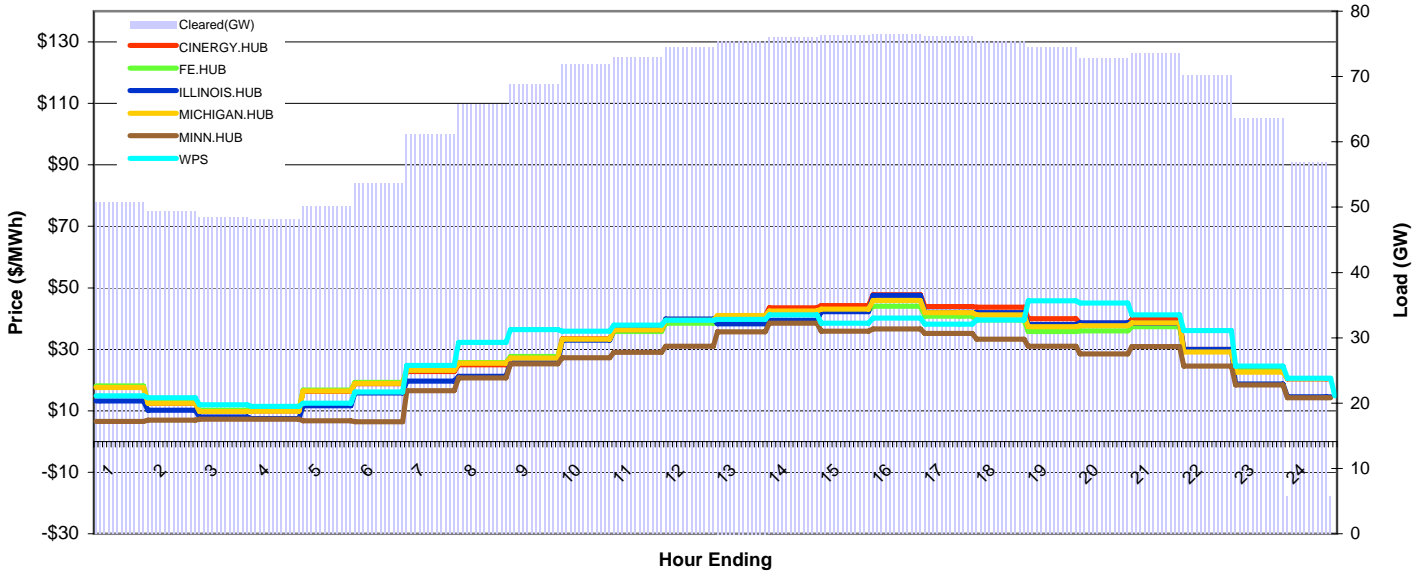
# MISO Daily Report

Delivery Day: Thursday, June 18, 2009

Price Color Codes: <=0 >=100 >=200

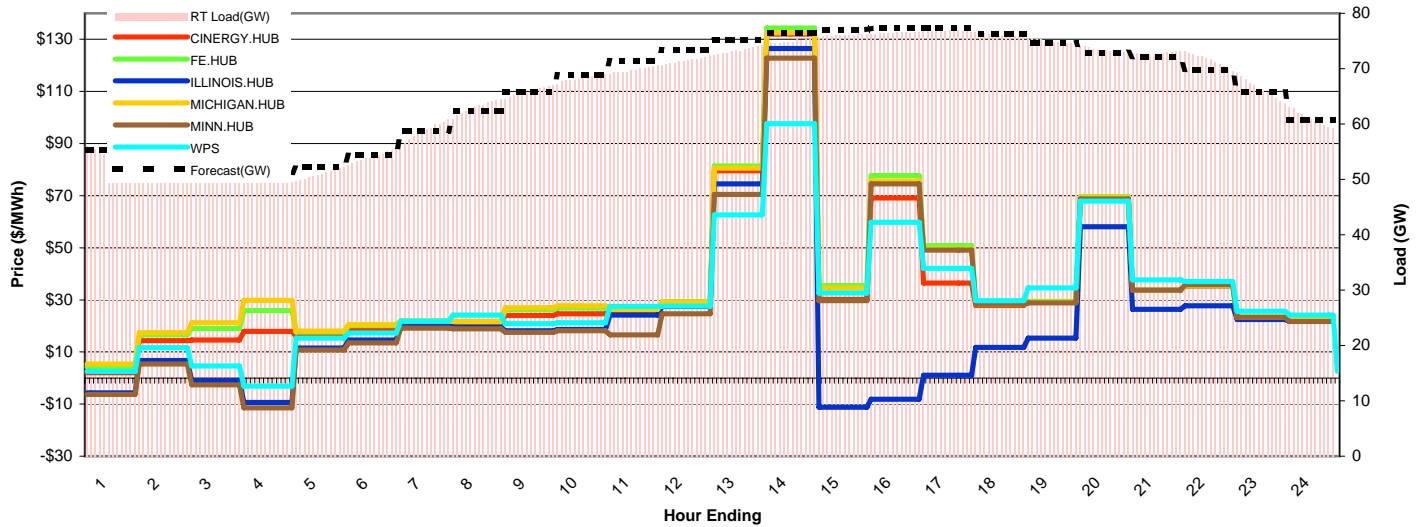
## Day-Ahead Prices and Cleared Load

	HE1	HE2	HE3	HE4	HE5	HE6	HE7	HE8	HE9	HE10	HE11	HE12	HE13	HE14	HE15	HE16	HE17	HE18	HE19	HE20	HE21	HE22	HE23	HE24
CINERGY.HUB	17.71	12.52	9.92	9.96	16.35	18.86	22.73	24.96	27.24	33.41	35.88	39.14	40.83	43.53	44.21	47.77	43.95	43.66	40.00	38.49	39.78	29.93	23.11	20.43
FE.HUB	18.11	12.86	10.23	10.28	16.73	19.25	23.34	25.67	27.66	33.24	35.79	38.47	40.76	42.04	42.59	43.98	40.77	39.56	35.82	35.99	37.32	29.80	23.04	20.45
ILLINOIS.HUB	13.25	10.18	8.03	7.48	11.65	15.79	19.70	21.22	25.63	33.00	36.45	39.82	38.33	39.43	42.29	47.57	42.07	41.91	38.05	38.56	38.55	29.92	18.76	14.58
MICHIGAN.HUB	17.58	12.46	9.74	9.82	16.38	18.96	23.18	25.44	27.19	33.25	36.30	39.48	41.00	42.41	43.03	45.87	41.89	41.25	37.32	37.67	38.57	29.17	22.57	20.48
MINN.HUB	6.50	6.93	7.24	7.29	6.79	6.45	16.52	20.68	25.29	27.26	29.07	31.04	35.67	38.49	35.86	36.58	35.17	33.33	31.00	28.52	30.95	24.57	18.41	14.24
WPS	14.82	14.19	12.00	11.46	12.51	16.10	24.77	32.22	36.38	35.93	37.91	39.40	39.72	41.23	38.50	40.13	38.14	39.58	45.78	45.02	41.19	36.11	24.60	20.58
Cleared(GW)	50.7	49.4	48.5	48.1	50.1	53.6	61.2	65.7	68.9	71.9	72.9	74.4	75.4	76.0	76.3	76.5	76.1	75.3	74.5	72.8	73.6	70.2	63.5	5.7



## Preliminary Real-Time Prices with Forecasted and Actual System Load

	HE1	HE2	HE3	HE4	HE5	HE6	HE7	HE8	HE9	HE10	HE11	HE12	HE13	HE14	HE15	HE16	HE17	HE18	HE19	HE20	HE21	HE22	HE23	HE24
CINERGY.HUB	2.05	14.34	14.56	17.85	16.12	18.64	21.41	20.91	24.03	24.60	25.47	28.63	79.61	131.97	30.14	69.17	36.48	27.90	29.29	69.30	33.63	35.35	23.21	22.35
FE.HUB	4.21	16.59	19.04	25.86	17.69	20.17	21.92	21.62	26.23	26.88	26.29	29.37	81.40	134.33	35.47	77.70	50.81	28.94	29.51	69.67	33.81	35.44	23.42	22.62
ILLINOIS.HUB	-5.73	6.77	-1.02	-9.31	11.49	14.62	20.51	19.56	18.20	18.70	24.20	27.54	74.58	126.47	-11.23	-8.15	1.12	11.75	15.33	58.11	26.44	27.71	22.41	21.72
MICHIGAN.HUB	5.42	17.47	21.19	29.76	18.06	20.48	21.84	21.66	27.00	27.74	26.42	29.20	80.49	132.51	34.52	75.66	49.48	28.28	29.03	69.40	33.75	35.58	23.30	22.47
MINN.HUB	-6.25	5.36	-2.55	-11.44	10.77	13.46	19.17	18.89	17.52	18.16	16.51	24.63	70.49	122.80	29.71	74.53	49.12	28.36	28.87	68.79	33.70	35.78	23.30	21.71
WPS	2.52	11.68	4.63	-3.06	15.37	17.35	21.83	24.13	20.85	21.27	27.54	27.63	62.65	97.59	32.61	59.74	42.07	29.76	34.59	67.87	37.62	37.06	25.59	24.16
Forecasted(GW)	55.3	52.9	51.5	51.1	52.2	54.4	58.8	62.3	65.7	68.9	71.4	73.4	75.1	76.5	77.1	77.3	77.3	76.2	74.6	72.9	72.1	69.8	65.8	60.8
(RT) - (DA Load)	3.70	2.59	1.86	1.55	0.81	0.47	-2.49	-2.64	-2.98	-3.58	-3.10	-2.90	-2.10	-1.05	-0.27	0.03	0.72	0.77	0.51	0.60	-0.77	1.38	2.85	55.32



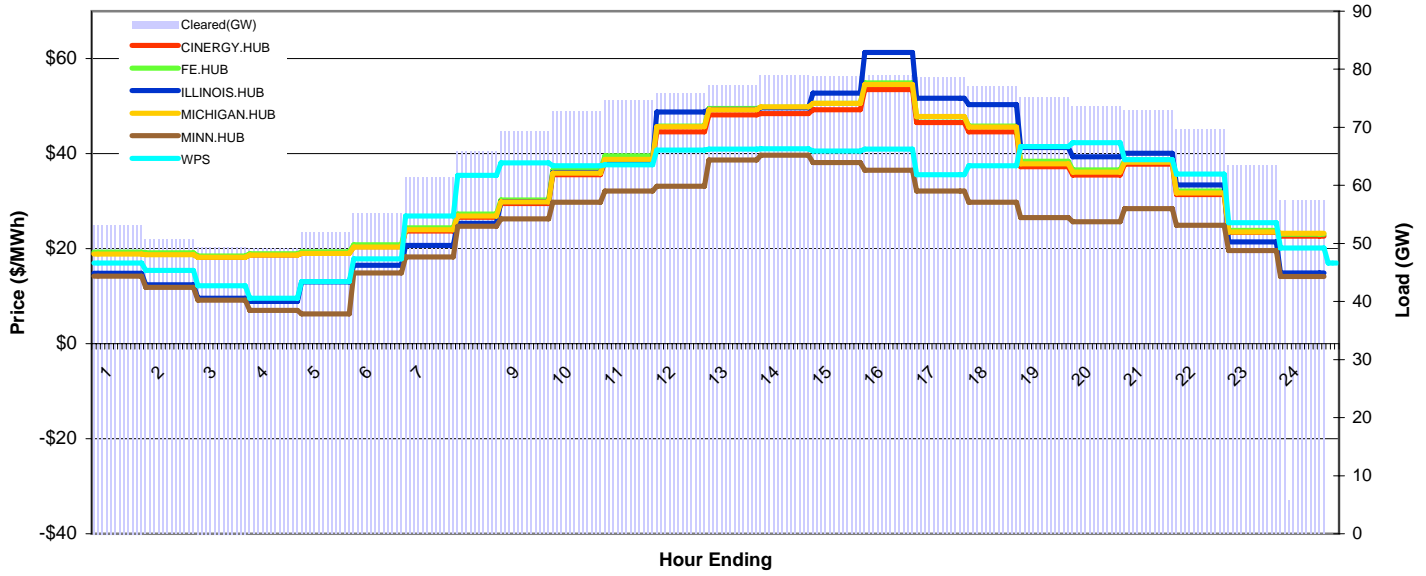
# MISO Daily Report

Delivery Day: Friday, June 19, 2009

Price Color Codes: <=0 >=100 >=200

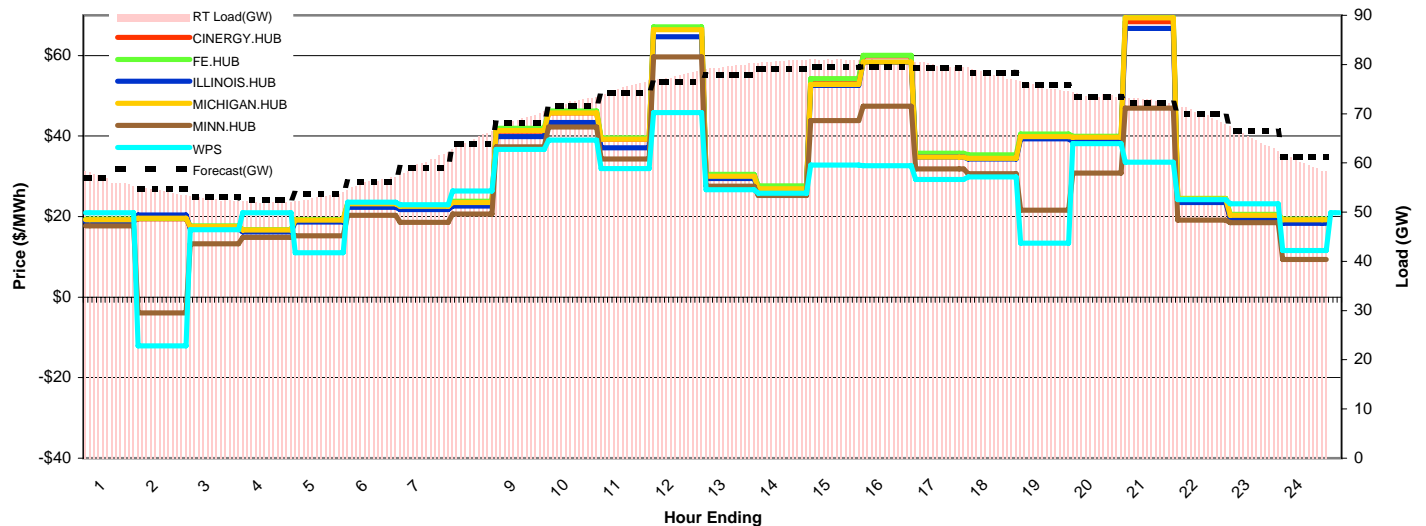
## Day-Ahead Prices and Cleared Load

	HE1	HE2	HE3	HE4	HE5	HE6	HE7	HE8	HE9	HE10	HE11	HE12	HE13	HE14	HE15	HE16	HE17	HE18	HE19	HE20	HE21	HE22	HE23	HE24
CINERGY.HUB	18.98	18.81	18.20	18.65	19.00	20.44	23.70	26.61	29.54	35.59	38.43	44.63	48.19	48.47	49.26	53.48	46.55	44.63	37.28	35.54	37.77	31.37	23.43	22.66
FE.HUB	19.30	19.12	18.50	18.95	19.34	20.85	24.40	27.30	30.26	36.51	39.58	45.85	49.50	49.81	50.61	54.92	47.78	45.81	38.39	36.61	38.66	32.13	23.85	23.06
ILLINOIS.HUB	14.86	12.42	9.60	8.93	13.04	16.52	20.66	25.31	29.89	36.05	38.57	48.77	49.29	49.63	52.78	61.33	51.69	50.31	41.33	39.38	40.12	33.45	21.46	14.91
MICHIGAN.HUB	18.87	18.75	18.19	18.70	19.01	20.38	23.96	26.86	29.86	35.90	38.81	45.71	49.28	49.83	50.62	54.55	47.82	45.64	37.88	36.15	38.20	31.76	23.52	23.22
MINN.HUB	14.20	11.88	9.19	7.04	6.30	14.87	18.28	24.70	26.26	29.76	32.14	33.13	38.65	39.70	38.11	36.50	32.13	29.80	26.54	25.67	28.43	24.95	19.62	14.18
WPS	16.96	15.41	12.22	9.59	13.09	17.86	26.87	35.43	38.09	37.48	37.70	40.79	41.00	41.06	40.59	40.96	35.55	37.49	41.48	42.30	38.72	35.68	25.47	20.14
Cleared(GW)	53.2	50.7	49.4	49.2	51.9	55.2	61.3	65.9	69.2	72.7	74.6	75.8	77.2	78.9	78.8	78.9	78.6	77.0	75.1	73.5	73.0	69.7	63.4	5.7



## Preliminary Real-Time Prices with Forecasted and Actual System Load

	HE1	HE2	HE3	HE4	HE5	HE6	HE7	HE8	HE9	HE10	HE11	HE12	HE13	HE14	HE15	HE16	HE17	HE18	HE19	HE20	HE21	HE22	HE23	HE24
CINERGY.HUB	19.14	19.48	17.47	16.59	19.11	23.02	22.42	23.38	41.21	45.76	39.25	66.88	30.38	27.51	54.12	59.94	35.07	34.69	39.77	39.42	68.44	24.10	19.33	18.85
FE.HUB	19.39	19.54	17.67	16.74	19.27	23.38	22.81	23.83	41.91	46.24	39.53	67.17	30.52	27.62	54.23	60.03	35.73	35.36	40.50	39.96	69.49	24.53	20.59	19.36
ILLINOIS.HUB	18.63	20.40	17.10	16.16	18.65	22.35	21.76	22.63	39.84	43.36	37.08	64.64	29.47	26.69	52.58	58.30	34.78	34.33	39.34	38.62	66.72	23.53	19.56	18.32
MICHIGAN.HUB	19.25	19.60	17.58	16.68	19.17	23.16	22.58	23.52	41.42	45.72	39.28	66.44	30.01	26.94	52.87	58.41	34.76	34.48	39.86	39.70	69.37	24.34	20.36	19.23
MINN.HUB	17.71	-3.88	13.25	14.86	15.23	20.31	18.61	20.65	37.36	42.29	34.29	59.69	27.52	25.26	43.89	47.45	31.82	30.68	21.63	30.85	46.93	19.10	18.52	9.35
WPS	20.94	-12.12	16.75	20.97	11.03	23.62	22.94	26.34	36.72	39.04	31.91	45.82	26.70	25.82	32.78	32.63	29.23	29.87	13.42	38.11	33.54	24.23	23.16	11.57
Forecasted(GW)	57.0	54.6	53.0	52.5	53.7	56.1	59.0	63.9	68.1	71.5	74.2	76.5	77.8	79.0	79.4	79.5	79.2	78.4	75.8	73.4	72.3	69.9	66.4	61.1
(RT) - (DA Load)	3.66	3.57	3.28	2.92	1.16	0.91	-1.33	-1.15	-0.38	-0.47	0.75	1.98	2.47	1.83	2.21	1.90	1.33	1.09	0.32	0.25	-0.19	0.32	1.56	54.28



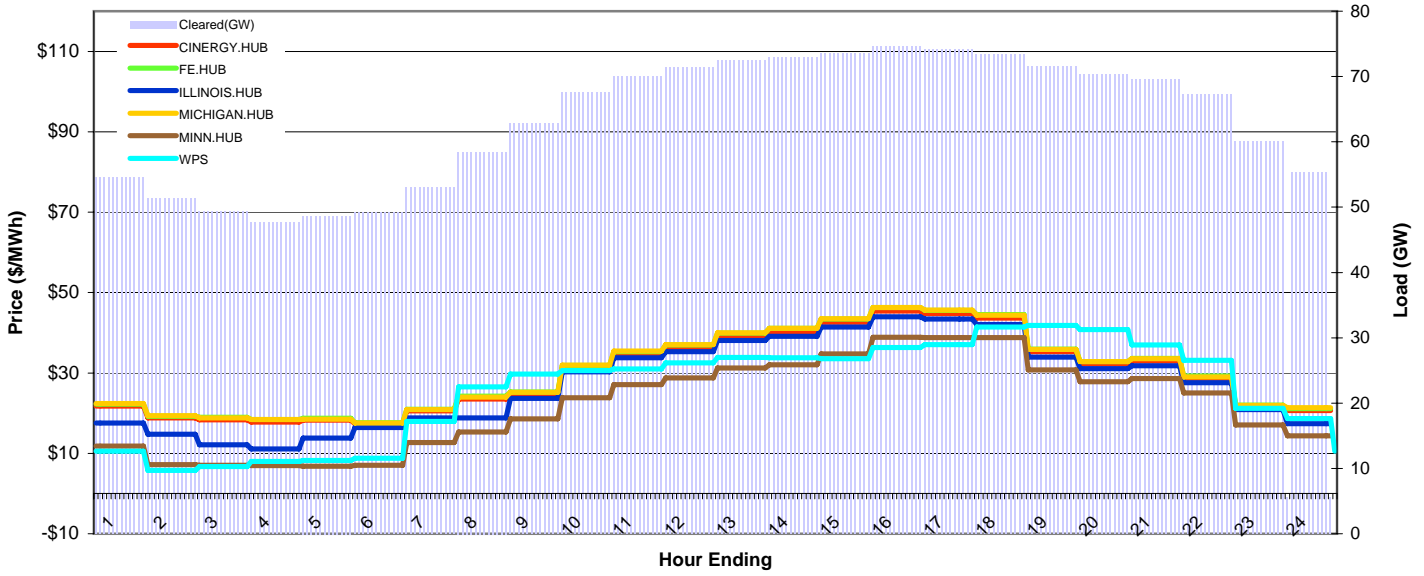
# MISO Daily Report

Delivery Day: Saturday, June 20, 2009

Price Color Codes: <=0 >=100 >=200

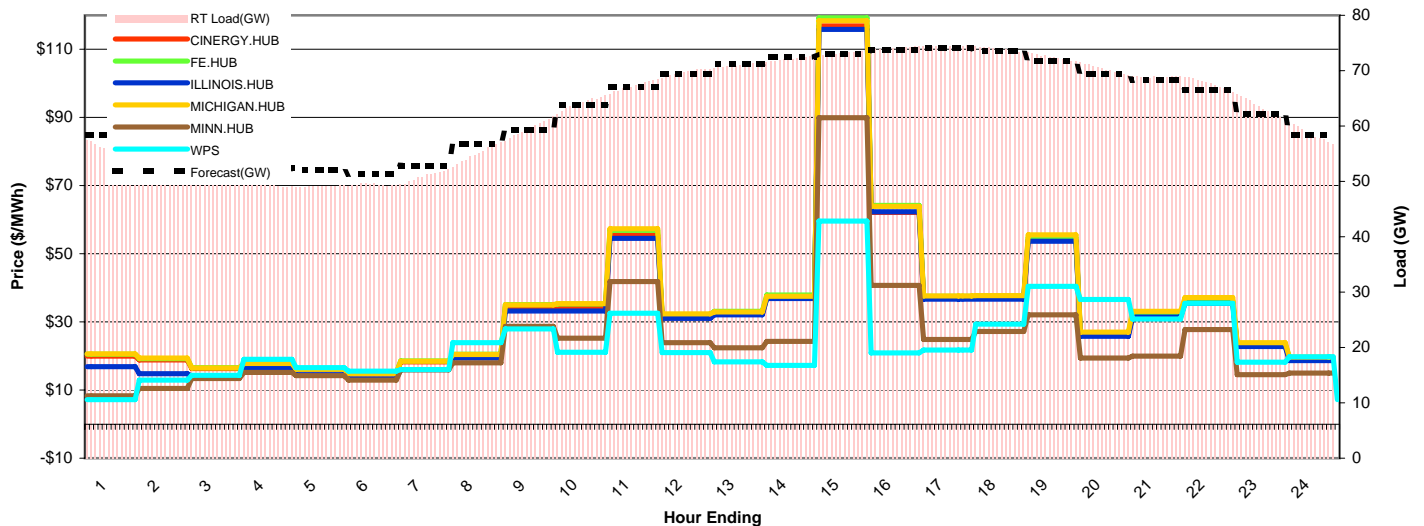
## Day-Ahead Prices and Cleared Load

	HE1	HE2	HE3	HE4	HE5	HE6	HE7	HE8	HE9	HE10	HE11	HE12	HE13	HE14	HE15	HE16	HE17	HE18	HE19	HE20	HE21	HE22	HE23	HE24
CINERGY.HUB	21.78	18.78	18.38	17.81	18.25	17.33	20.53	23.54	24.79	31.39	34.77	36.34	39.14	40.29	42.60	45.43	44.77	43.67	35.29	32.27	33.00	28.66	21.60	20.68
FE.HUB	22.27	19.18	18.97	18.39	18.76	17.65	20.94	24.20	25.27	31.91	35.30	36.95	39.92	41.11	43.41	46.27	45.58	44.50	35.95	32.85	33.62	29.24	21.99	21.11
ILLINOIS.HUB	17.55	14.74	12.17	11.11	13.83	16.42	18.82	18.78	23.70	30.25	33.75	35.30	38.11	39.15	41.41	44.00	43.38	42.10	33.97	31.11	31.79	27.54	20.87	17.40
MICHIGAN.HUB	22.41	19.37	18.84	18.39	18.53	17.53	20.88	24.03	25.16	31.99	35.45	37.05	40.01	41.13	43.51	46.31	45.64	44.37	35.86	32.82	33.55	29.01	21.94	21.37
MINN.HUB	11.79	7.16	7.07	6.99	6.82	7.07	12.66	15.30	18.58	23.85	27.12	28.79	31.21	32.00	34.77	38.85	38.81	38.76	30.77	27.79	28.62	25.02	17.09	14.33
WPS	10.51	5.79	6.74	7.97	8.22	8.79	17.95	26.53	29.71	30.63	30.97	32.51	33.83	33.77	33.57	36.32	37.08	41.44	41.82	40.77	36.95	33.14	21.23	18.68
Cleared(GW)	54.5	51.3	49.3	47.7	48.7	49.2	53.1	58.5	62.8	67.5	70.1	71.4	72.5	72.9	73.5	74.6	74.1	73.4	71.6	70.3	69.5	67.2	60.1	5.5



## Preliminary Real-Time Prices with Forecasted and Actual System Load

	HE1	HE2	HE3	HE4	HE5	HE6	HE7	HE8	HE9	HE10	HE11	HE12	HE13	HE14	HE15	HE16	HE17	HE18	HE19	HE20	HE21	HE22	HE23	HE24
CINERGY.HUB	19.98	18.83	16.28	17.69	15.98	14.73	18.26	20.17	34.39	34.44	55.44	31.27	32.29	37.14	116.90	62.14	37.10	37.20	54.15	26.24	31.84	35.96	23.28	19.18
FE.HUB	20.51	19.23	16.54	17.94	16.21	14.96	18.56	20.52	35.12	35.26	56.92	32.20	33.08	37.88	119.25	64.21	37.54	37.64	54.79	26.54	32.48	36.34	23.53	19.50
ILLINOIS.HUB	16.88	14.79	14.13	16.42	14.47	13.27	16.06	19.41	33.20	33.23	54.57	31.06	32.10	36.87	115.85	62.36	36.65	36.73	53.64	25.81	31.46	35.43	22.77	18.68
MICHIGAN.HUB	20.61	19.36	16.47	17.83	16.08	14.83	18.42	20.45	35.03	35.35	57.35	32.34	32.91	37.54	118.40	63.88	37.59	37.70	55.55	26.97	33.09	37.20	23.88	19.64
MINN.HUB	8.30	10.43	13.41	15.22	14.21	12.96	15.97	18.02	28.72	25.27	41.81	23.89	22.36	24.32	89.96	40.68	24.88	27.23	32.11	19.37	19.92	27.79	14.56	14.94
WPS	7.20	12.94	14.31	19.07	16.61	15.56	15.98	23.91	27.99	21.11	32.58	20.96	18.24	17.25	59.61	20.94	21.75	29.37	40.41	36.63	30.91	35.48	18.21	19.75
Forecasted(GW)	58.4	55.4	53.5	52.4	52.2	51.3	52.8	56.7	59.4	63.8	67.1	69.5	71.3	72.4	73.1	73.7	74.1	73.5	71.8	69.5	68.3	66.6	62.2	58.4
(RT) - (DA Load)	1.19	1.35	1.41	1.71	0.52	0.21	-2.16	-3.49	-3.21	-3.35	-2.81	-1.71	-1.44	-0.80	-0.26	-0.43	0.36	0.58	0.90	0.07	-0.64	0.52	3.37	53.13



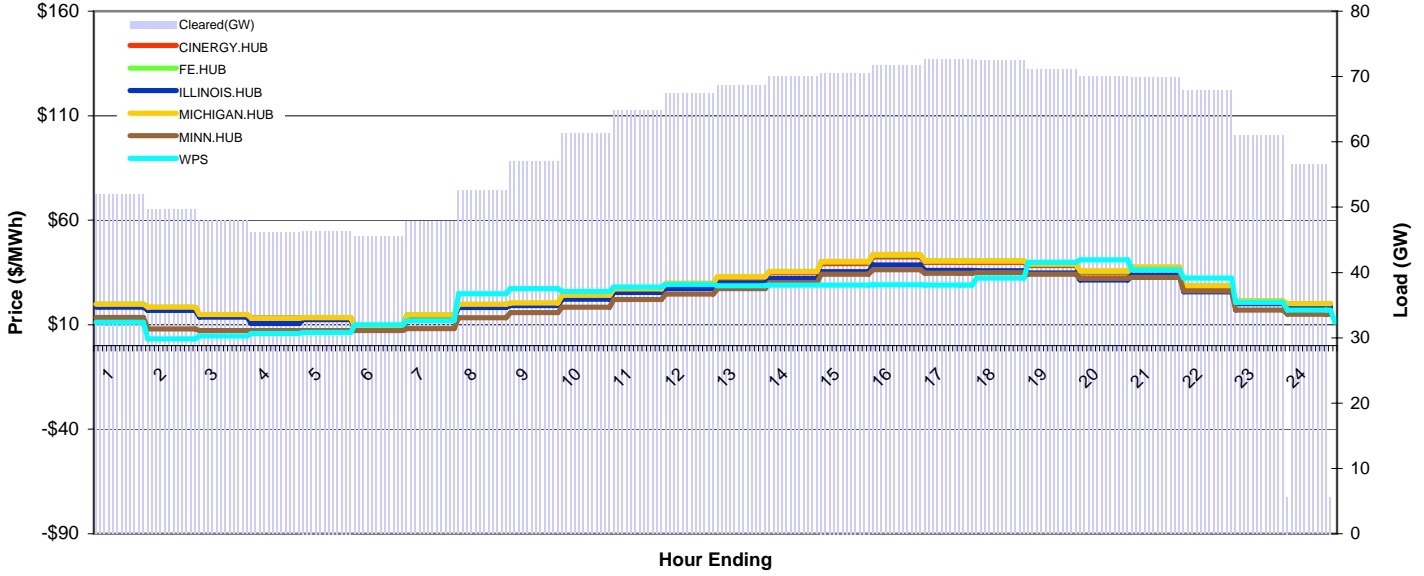
# MISO Daily Report

Delivery Day: Sunday, June 21, 2009

Price Color Codes: <=0 >=100 >=200

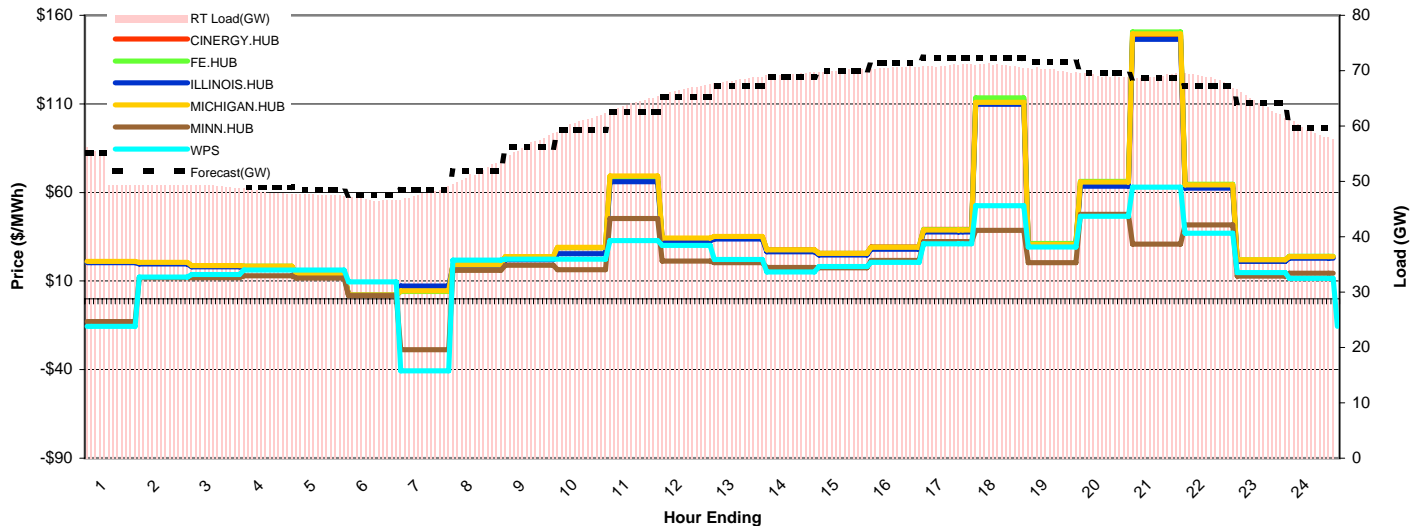
## Day-Ahead Prices and Cleared Load

	HE1	HE2	HE3	HE4	HE5	HE6	HE7	HE8	HE9	HE10	HE11	HE12	HE13	HE14	HE15	HE16	HE17	HE18	HE19	HE20	HE21	HE22	HE23	HE24
CINERGY.HUB	19.55	18.16	14.68	13.18	13.22	8.74	14.43	19.45	20.07	23.65	26.78	29.34	32.38	34.87	39.17	42.44	39.78	39.77	38.25	34.77	36.72	28.13	21.04	19.73
FE.HUB	19.89	18.42	14.91	13.18	13.45	8.95	14.68	19.83	20.45	24.08	27.29	29.90	32.99	35.60	39.90	43.22	40.58	40.58	38.98	35.41	37.39	28.69	21.42	20.05
ILLINOIS.HUB	18.41	16.90	13.71	10.55	12.35	7.73	13.79	18.20	19.14	22.29	25.36	27.34	30.02	32.15	35.43	38.64	36.04	35.89	34.75	31.37	33.70	25.67	20.01	18.34
MICHIGAN.HUB	19.79	18.39	14.82	13.03	13.31	8.66	14.52	19.70	20.40	24.02	27.19	29.79	32.87	35.44	40.33	43.62	40.40	40.40	39.18	35.77	37.73	28.56	21.36	20.15
MINN.HUB	13.45	7.99	7.27	7.25	7.25	7.21	8.06	13.30	15.85	18.43	22.13	24.65	27.20	30.22	34.21	36.35	34.66	34.93	34.23	32.16	32.68	26.19	16.95	15.09
WPS	11.27	3.17	4.61	5.88	6.26	9.99	12.00	24.86	27.34	25.90	28.11	29.20	28.58	28.97	28.93	29.08	28.91	32.36	39.84	40.97	36.37	32.29	20.72	16.97
Cleared(GW)	51.9	49.7	48.0	46.1	46.3	45.5	47.8	52.6	56.9	61.3	64.8	67.4	68.7	70.0	70.5	71.7	72.6	72.5	71.1	70.0	69.9	67.9	60.9	5.6



## Preliminary Real-Time Prices with Forecasted and Actual System Load

	HE1	HE2	HE3	HE4	HE5	HE6	HE7	HE8	HE9	HE10	HE11	HE12	HE13	HE14	HE15	HE16	HE17	HE18	HE19	HE20	HE21	HE22	HE23	HE24
CINERGY.HUB	20.46	20.15	18.52	18.23	14.21	2.03	4.36	19.00	23.63	28.77	68.60	33.98	34.93	27.54	25.61	29.17	39.21	112.45	30.78	65.35	148.62	63.52	21.60	23.48
FE.HUB	20.50	20.34	18.64	18.32	14.28	2.04	4.19	19.17	23.80	28.90	68.59	33.88	34.75	27.43	25.53	29.01	39.04	113.45	31.17	66.26	150.58	64.59	22.00	24.00
ILLINOIS.HUB	20.28	19.59	18.00	17.69	13.77	1.96	7.26	18.23	21.97	25.36	66.05	32.67	33.74	26.48	24.70	27.97	37.62	109.80	29.99	63.56	146.40	62.50	21.08	22.94
MICHIGAN.HUB	21.06	20.58	18.81	18.41	14.31	2.05	4.43	19.16	23.85	29.11	69.25	34.24	35.13	27.64	25.65	29.05	38.77	110.86	30.74	65.95	149.56	64.32	21.95	23.85
MINN.HUB	-12.84	11.95	11.85	12.88	11.78	1.83	-28.79	16.10	18.94	16.46	45.24	21.28	20.34	17.72	17.49	21.64	32.34	38.53	20.45	47.64	30.82	41.68	12.70	14.42
WPS	-15.62	12.31	13.74	16.23	16.26	9.62	-40.71	21.87	22.30	22.30	32.82	30.14	22.23	15.20	18.23	20.53	30.96	52.53	29.26	46.50	63.04	36.91	14.78	11.60
Forecasted(GW)	55.1	52.3	50.4	49.1	48.4	47.5	48.4	51.9	56.1	59.2	62.6	65.2	67.3	68.9	70.0	71.3	72.3	72.3	71.5	69.7	68.7	67.3	64.2	59.7
(RT) - (DA Load)	2.42	1.72	1.47	2.01	1.26	1.25	0.06	-0.98	-0.31	-0.48	-0.65	-0.73	-0.30	-0.60	-0.51	-1.14	-1.62	-1.44	-0.92	-0.88	-0.86	0.75	3.13	53.59



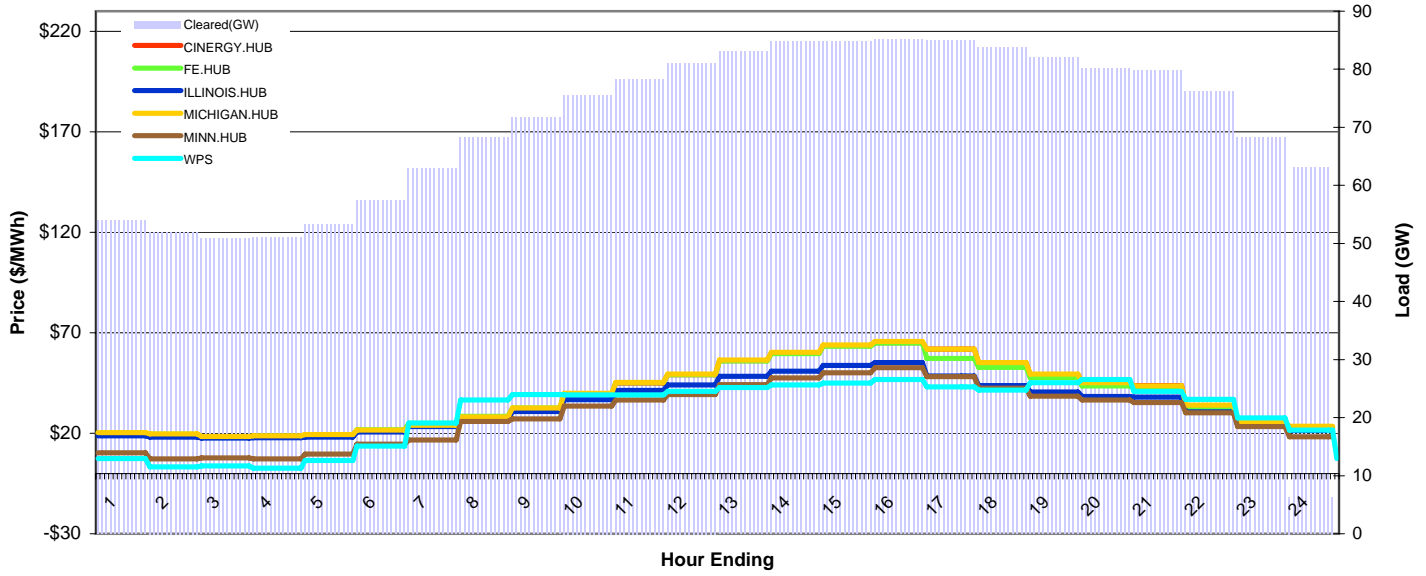
# MISO Daily Report

Delivery Day: Monday, June 22, 2009

Price Color Codes: ≤0 ≥100 ≥200

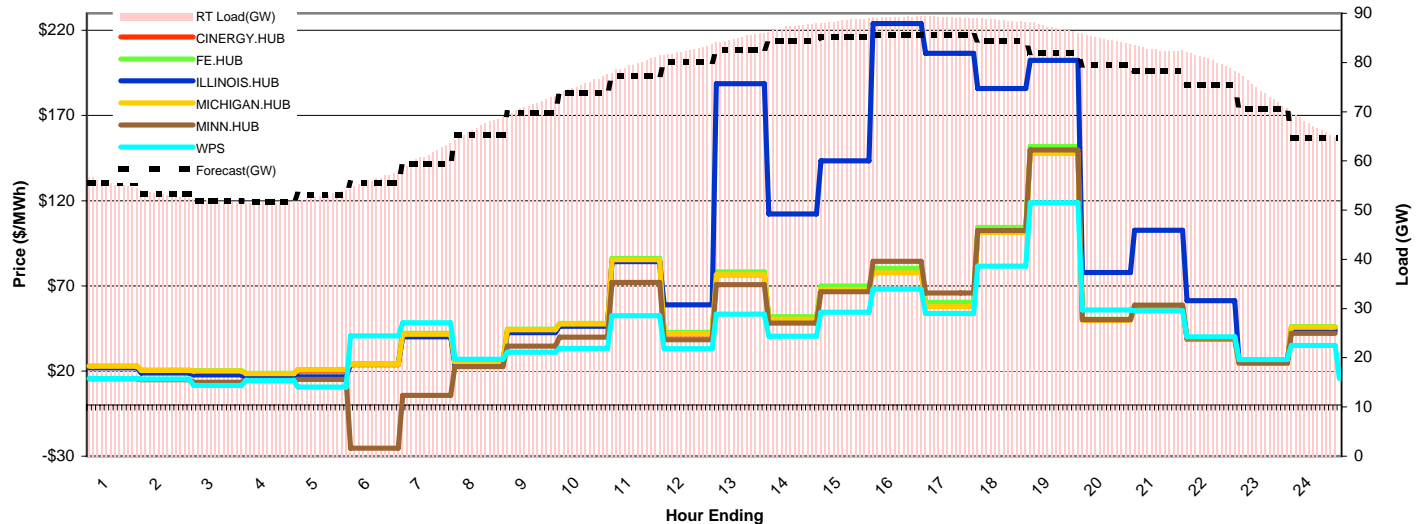
## Day-Ahead Prices and Cleared Load

	HE1	HE2	HE3	HE4	HE5	HE6	HE7	HE8	HE9	HE10	HE11	HE12	HE13	HE14	HE15	HE16	HE17	HE18	HE19	HE20	HE21	HE22	HE23	HE24
CINERGY.HUB	19.90	19.22	18.04	18.37	18.95	21.34	24.10	27.83	31.89	39.46	44.99	49.21	56.07	59.81	63.64	65.00	61.86	55.00	49.19	45.09	43.65	33.75	24.97	22.71
FE.HUB	20.21	19.48	18.29	18.62	19.24	21.70	24.85	28.50	32.52	39.76	45.12	49.20	55.95	59.63	63.36	64.90	57.22	52.80	47.71	43.52	42.59	31.81	25.48	23.07
ILLINOIS.HUB	18.76	18.13	17.55	17.73	18.13	20.65	23.29	26.71	30.75	36.75	41.40	44.11	48.38	50.83	53.72	55.12	48.46	43.66	40.61	38.34	37.94	30.72	24.07	21.45
MICHIGAN.HUB	20.28	19.62	18.36	18.71	19.28	21.66	23.96	28.10	32.50	39.83	45.23	49.49	56.48	60.27	63.92	65.74	61.82	55.19	49.38	45.21	43.63	34.01	25.35	23.51
MINN.HUB	10.34	7.31	7.81	7.31	9.67	14.52	16.67	25.87	27.19	33.56	36.52	39.24	44.25	47.48	50.10	52.58	48.20	42.39	38.40	36.62	35.25	30.24	23.41	18.23
WPS	7.40	3.34	3.80	2.62	6.54	13.59	25.15	36.51	39.26	39.06	39.14	40.79	42.76	44.07	45.01	46.73	43.04	41.44	45.22	46.76	40.79	36.88	27.70	21.62
Cleared(GW)	53.9	52.0	50.9	51.0	53.2	57.4	62.9	68.3	71.8	75.6	78.3	81.0	83.0	84.8	84.7	85.1	85.0	83.7	82.0	80.2	79.8	76.1	68.2	6.3



## Preliminary Real-Time Prices with Forecasted and Actual System Load

	HE1	HE2	HE3	HE4	HE5	HE6	HE7	HE8	HE9	HE10	HE11	HE12	HE13	HE14	HE15	HE16	HE17	HE18	HE19	HE20	HE21	HE22	HE23	HE24
CINERGY.HUB	22.38	20.07	19.68	18.28	20.04	23.97	41.00	24.57	43.45	47.00	84.35	41.69	76.49	50.85	68.52	78.73	59.39	102.28	149.21	49.87	57.90	38.62	24.55	45.12
FE.HUB	22.95	20.57	20.13	18.71	21.00	24.27	42.09	25.35	44.59	47.99	86.14	42.65	78.29	51.86	69.86	80.34	60.35	104.32	151.93	50.32	58.51	38.96	24.85	45.99
ILLINOIS.HUB	21.78	18.79	17.80	15.84	16.61	23.72	39.99	23.88	42.59	46.35	84.24	58.90	188.72	112.23	143.45	224.04	206.49	185.94	202.30	77.91	58.17	38.92	24.70	43.45
MICHIGAN.HUB	22.74	20.35	19.89	18.43	20.79	24.00	41.58	25.03	44.23	47.62	85.32	41.92	76.46	50.45	67.91	77.69	57.87	101.33	147.74	49.77	58.17	38.92	24.70	45.73
MINN.HUB	15.48	14.92	13.41	14.68	15.10	-25.30	5.65	22.56	34.68	39.89	71.96	38.30	70.60	48.10	66.60	84.40	65.79	102.39	149.79	50.27	58.64	39.27	24.88	42.18
WPS	15.69	15.23	11.45	14.26	10.65	40.68	48.31	26.99	30.96	33.28	52.44	33.15	53.38	40.53	54.58	68.08	53.81	81.63	118.73	55.80	55.20	40.02	26.77	35.00
Forecasted(GW)	55.6	53.3	52.0	51.7	53.1	55.5	59.4	65.3	69.7	73.7	77.3	80.2	82.6	84.4	85.2	85.7	85.6	84.3	82.0	79.4	78.2	75.3	70.5	64.6
(RT) - (DA Load)	1.58	1.24	0.96	0.61	-0.28	-1.08	-1.71	-1.41	-0.41	0.11	1.46	1.45	2.07	2.57	3.90	4.20	4.22	4.92	5.12	4.63	2.89	4.34	5.98	60.99



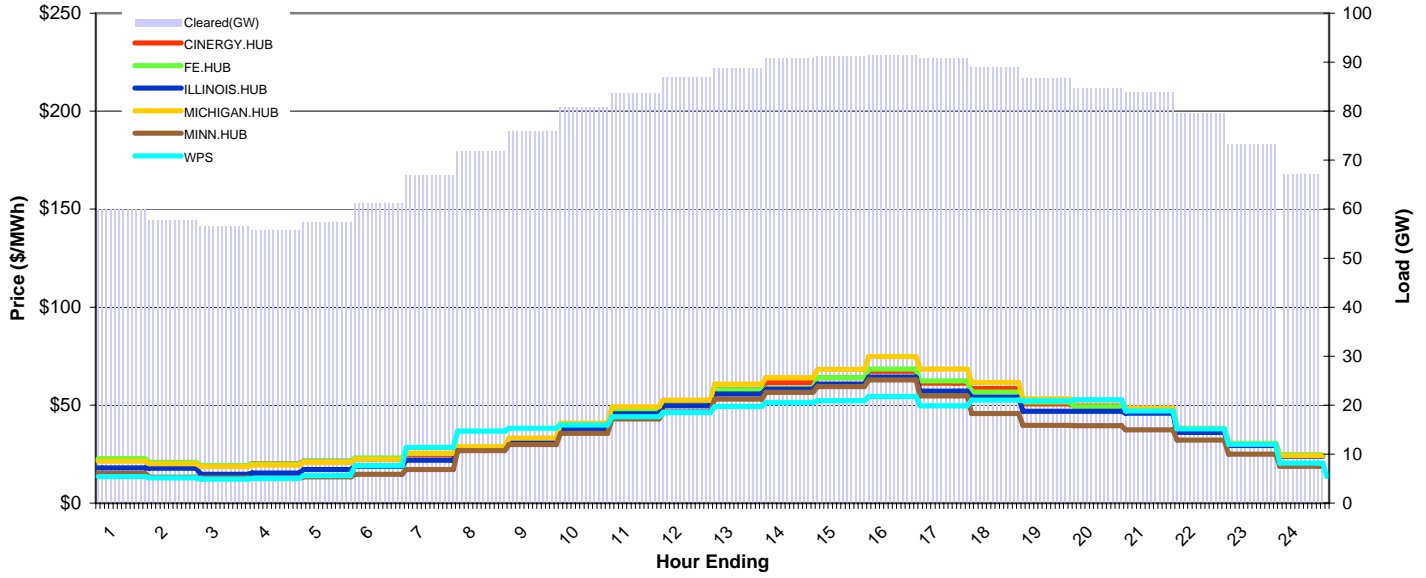
# MISO Daily Report

Delivery Day: Tuesday, June 23, 2009

Price Color Codes: <=0 >=100 >=200

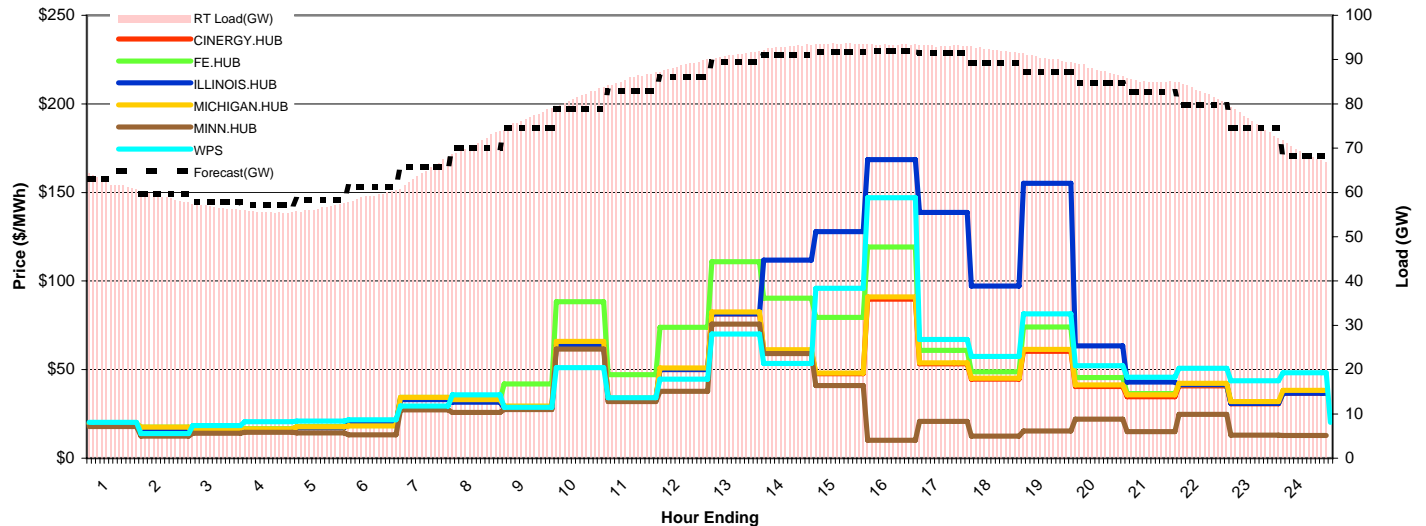
## Day-Ahead Prices and Cleared Load

	HE1	HE2	HE3	HE4	HE5	HE6	HE7	HE8	HE9	HE10	HE11	HE12	HE13	HE14	HE15	HE16	HE17	HE18	HE19	HE20	HE21	HE22	HE23	HE24
CINERGY.HUB	22.07	20.32	18.83	20.11	21.34	22.48	24.65	28.00	32.26	38.73	46.68	51.18	57.95	61.36	64.00	67.33	61.30	58.43	50.58	49.50	46.88	36.95	30.18	24.37
FE.HUB	22.73	20.76	19.17	19.92	21.25	23.08	25.30	28.70	33.05	39.62	47.45	49.99	57.73	58.61	64.00	68.34	62.37	56.74	51.64	49.16	47.91	37.78	30.59	24.70
ILLINOIS.HUB	18.04	17.76	14.63	15.37	17.16	18.84	21.88	27.32	31.48	37.80	45.54	49.62	55.72	58.09	60.82	64.33	57.12	54.05	46.86	46.94	45.94	36.11	29.43	23.77
MICHIGAN.HUB	21.34	20.11	18.67	19.47	20.79	22.31	25.55	28.69	33.19	40.78	49.12	52.56	60.81	63.94	68.22	74.83	68.34	61.63	53.27	52.65	48.56	38.22	30.14	24.24
MINN.HUB	15.15	13.21	12.98	12.59	13.36	14.68	17.07	26.81	29.88	35.56	42.89	46.46	53.01	56.54	59.38	62.88	54.69	45.68	39.71	39.48	37.40	32.18	24.93	18.72
WPS	13.58	12.90	12.19	12.57	14.06	19.11	28.38	36.74	38.23	39.82	44.02	46.18	49.33	51.27	52.28	54.31	49.63	52.59	52.29	52.82	47.09	37.96	29.97	20.49
Cleared(GW)	59.9	57.8	56.5	55.6	57.3	61.2	67.0	71.9	75.9	80.8	83.6	86.9	88.8	90.8	91.2	91.3	90.9	88.9	86.6	84.7	83.9	79.5	73.2	6.7



## Preliminary Real-Time Prices with Forecasted and Actual System Load

	HE1	HE2	HE3	HE4	HE5	HE6	HE7	HE8	HE9	HE10	HE11	HE12	HE13	HE14	HE15	HE16	HE17	HE18	HE19	HE20	HE21	HE22	HE23	HE24
CINERGY.HUB	18.98	17.13	16.31	16.30	17.54	18.88	33.65	32.10	28.51	64.25	33.16	50.07	81.40	60.78	47.67	89.72	53.23	44.55	60.42	40.45	34.73	40.90	30.69	36.72
FE.HUB	19.42	17.47	16.63	16.63	17.94	18.45	34.29	32.81	41.90	88.39	47.09	73.92	110.93	90.33	79.50	119.19	60.79	48.81	73.98	45.59	36.51	41.62	31.18	37.39
ILLINOIS.HUB	18.78	16.88	16.02	16.01	17.15	19.36	33.14	31.60	28.17	63.72	33.04	49.95	81.41	111.81	127.95	168.50	138.73	97.27	155.14	63.41	42.93	41.50	30.94	36.70
MICHIGAN.HUB	19.43	17.48	16.50	16.36	17.65	18.30	34.36	33.12	29.47	66.00	33.87	50.98	82.47	61.23	48.11	91.03	53.82	45.22	61.40	41.42	35.80	42.29	32.00	38.28
MINN.HUB	17.94	12.54	14.01	14.70	14.36	13.27	27.26	25.92	27.51	61.54	31.97	37.71	75.76	59.05	41.06	10.18	20.85	12.55	15.27	21.99	15.07	24.68	12.93	12.88
WPS	20.15	13.82	18.35	20.67	20.94	21.72	29.52	35.73	28.71	51.12	34.23	44.57	70.11	53.47	95.98	147.06	66.94	57.46	81.51	52.24	45.71	50.69	43.73	48.20
Forecasted(GW)	63.0	59.8	57.8	57.1	58.3	61.3	65.7	70.1	74.6	78.9	82.9	86.0	89.4	91.0	91.6	91.8	91.4	89.3	87.1	84.7	82.7	79.8	74.6	68.2
(RT) - (DA Load)	2.43	1.10	0.20	-0.01	-0.86	-2.04	-2.48	-0.74	0.84	0.82	2.11	1.79	2.28	2.05	2.21	1.98	2.22	3.20	3.67	2.87	1.18	3.02	2.58	62.32



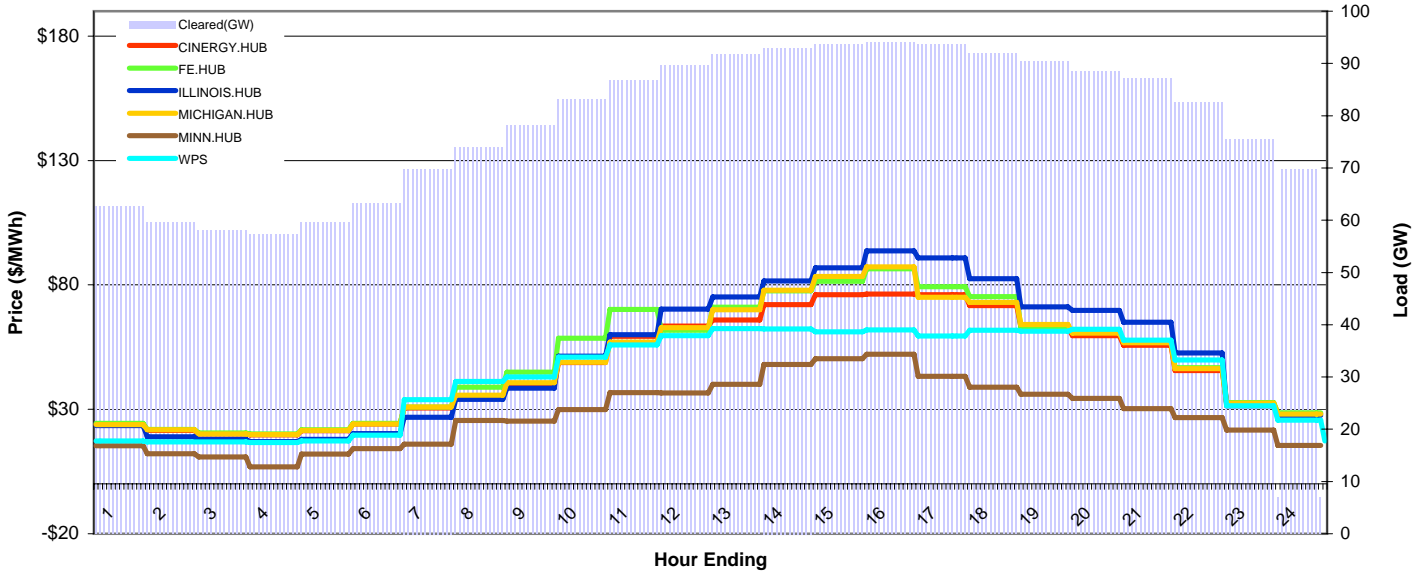
# MISO Daily Report

Delivery Day: Wednesday, June 24, 2009

Price Color Codes: ≤0 ≥100 ≥200

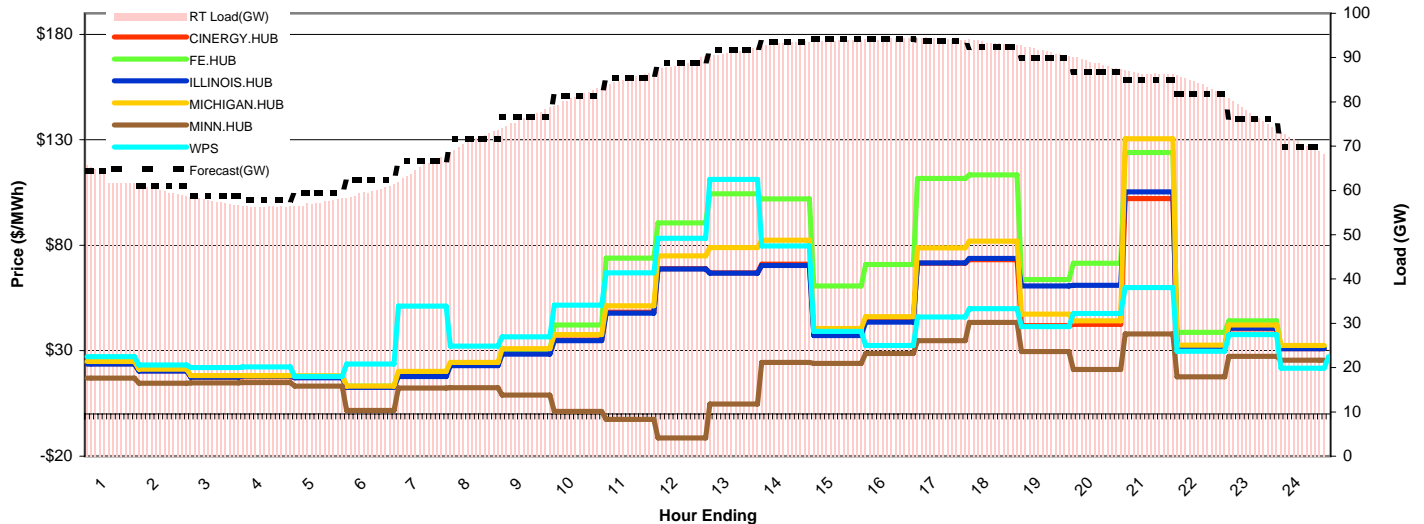
## Day-Ahead Prices and Cleared Load

	HE1	HE2	HE3	HE4	HE5	HE6	HE7	HE8	HE9	HE10	HE11	HE12	HE13	HE14	HE15	HE16	HE17	HE18	HE19	HE20	HE21	HE22	HE23	HE24
CINERGY.HUB	24.03	21.60	20.15	19.77	21.39	24.11	30.51	34.89	39.43	48.79	59.37	63.50	65.95	72.08	76.00	76.33	76.00	71.65	63.01	59.61	55.78	45.58	32.30	28.26
FE.HUB	24.34	21.93	20.48	20.10	21.78	24.31	30.88	38.87	44.96	58.52	70.09	61.79	71.06	77.63	81.51	86.47	79.31	75.35	62.97	61.07	57.15	46.70	32.72	28.65
ILLINOIS.HUB	23.46	19.01	17.98	17.09	18.00	20.27	26.85	34.06	38.52	51.38	60.00	70.25	75.10	81.57	86.82	93.63	90.84	82.48	71.15	69.78	65.00	52.69	31.48	27.56
MICHIGAN.HUB	23.91	21.83	20.15	19.86	21.49	24.17	30.88	35.62	40.74	48.97	57.04	62.82	70.03	77.90	83.40	87.27	75.02	73.00	64.16	60.66	56.78	46.39	32.51	28.10
MINN.HUB	15.38	12.14	10.81	6.92	12.01	14.20	15.98	25.51	25.21	29.90	36.75	36.60	40.01	48.08	50.29	52.13	43.29	38.95	36.06	34.37	30.28	26.62	21.64	15.47
WPS	17.27	16.86	16.89	16.66	17.29	19.66	33.88	41.22	42.98	51.00	55.81	59.63	62.39	62.25	61.20	61.98	59.52	61.77	61.36	62.15	57.81	49.88	31.45	25.63
Cleared(GW)	62.7	59.7	58.1	57.2	59.5	63.3	69.8	73.9	78.1	83.1	86.7	89.6	91.7	93.0	93.7	93.9	93.6	92.0	90.5	88.4	87.2	82.5	75.4	7.0



## Preliminary Real-Time Prices with Forecasted and Actual System Load

	HE1	HE2	HE3	HE4	HE5	HE6	HE7	HE8	HE9	HE10	HE11	HE12	HE13	HE14	HE15	HE16	HE17	HE18	HE19	HE20	HE21	HE22	HE23	HE24
CINERGY.HUB	23.81	20.46	17.55	17.67	17.45	12.92	18.92	23.18	28.71	35.13	48.22	68.88	66.92	71.01	38.41	45.05	71.52	73.23	41.92	42.55	102.10	31.60	40.42	31.03
FE.HUB	24.39	21.03	18.03	18.13	17.89	13.24	19.69	23.77	29.45	42.16	73.96	90.56	104.35	101.96	60.67	70.86	111.75	113.31	63.82	71.49	124.05	38.71	44.20	31.60
ILLINOIS.HUB	23.74	20.39	17.42	18.01	17.18	12.69	17.81	22.91	28.35	34.76	47.84	68.81	66.86	70.46	37.22	43.55	71.59	73.77	60.73	61.00	130.45	31.91	40.67	30.98
MICHIGAN.HUB	24.92	21.33	18.21	18.25	18.01	13.30	20.17	24.48	31.05	37.66	51.35	75.06	78.98	82.46	40.47	46.12	78.83	82.04	47.37	44.20	130.45	32.69	42.27	32.45
MINN.HUB	16.98	14.61	14.72	14.93	13.28	1.71	12.25	12.49	8.92	1.26	-2.62	-11.28	4.75	24.49	24.07	28.78	34.84	43.35	29.69	21.15	37.99	17.69	27.35	25.57
WPS	27.18	23.19	22.00	22.31	17.84	23.73	51.19	32.13	36.56	51.57	66.89	83.40	111.18	79.74	39.25	32.50	46.04	49.94	41.42	47.64	59.90	29.76	37.70	21.73
Forecasted(GW)	64.4	61.1	58.8	57.9	59.5	62.3	66.5	71.5	76.6	81.4	85.5	88.8	91.6	93.5	94.3	94.3	93.7	92.3	90.0	86.8	85.1	81.7	76.2	69.8
(RT) - (DA Load)	0.91	0.31	-0.57	-0.79	-2.25	-3.41	-4.55	-2.42	-1.61	-1.83	-1.40	-0.96	-0.37	0.30	0.12	0.40	0.69	1.41	1.07	0.33	-0.75	1.44	1.84	63.71





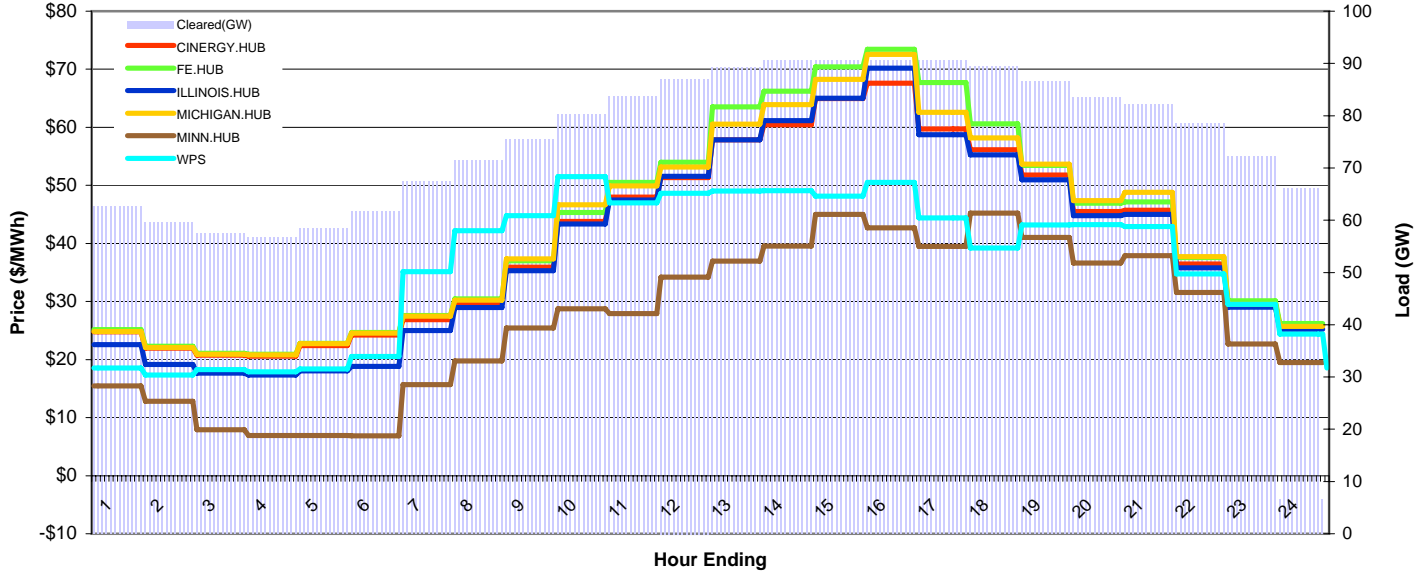
# MISO Daily Report

Delivery Day: Friday, June 26, 2009

Price Color Codes: ≤0 ≥100 ≥200

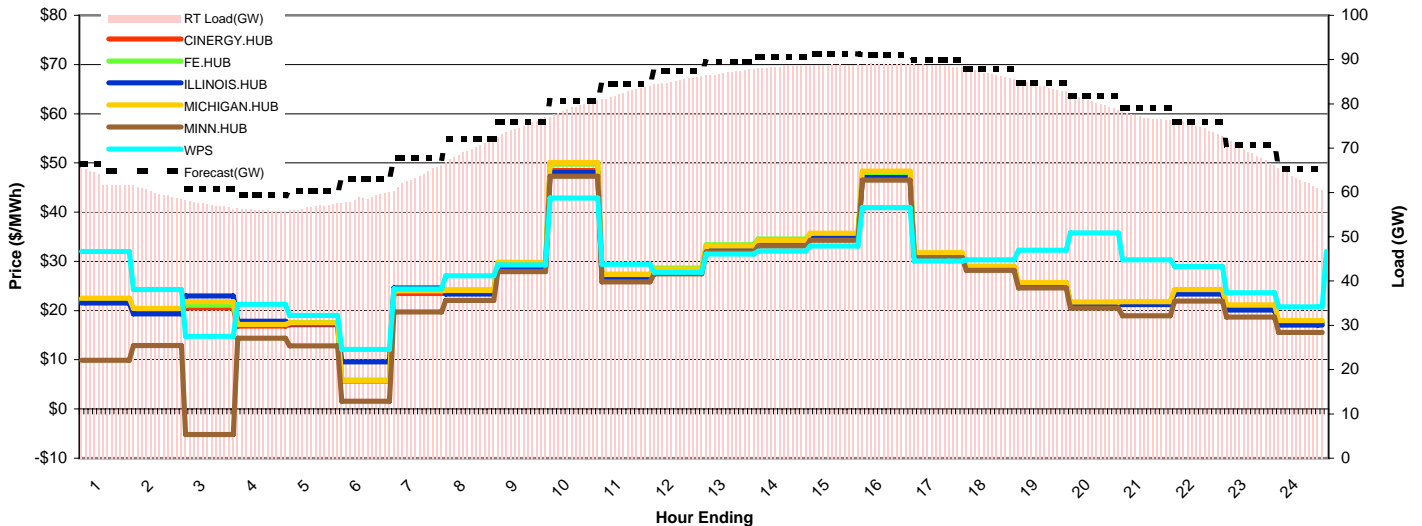
## Day-Ahead Prices and Cleared Load

	HE1	HE2	HE3	HE4	HE5	HE6	HE7	HE8	HE9	HE10	HE11	HE12	HE13	HE14	HE15	HE16	HE17	HE18	HE19	HE20	HE21	HE22	HE23	HE24
CINERGY.HUB	24.78	21.94	20.74	20.58	22.38	24.20	26.87	29.64	35.89	43.78	47.99	51.32	57.85	60.42	64.95	67.62	59.70	56.15	51.76	45.48	45.74	36.47	29.70	25.86
FE.HUB	25.15	22.30	21.08	20.92	22.77	24.64	27.57	30.43	37.03	45.32	50.50	53.99	63.54	66.24	70.41	73.45	67.71	60.60	53.44	46.95	47.15	37.56	30.13	26.21
ILLINOIS.HUB	22.59	19.18	17.65	17.36	18.05	18.84	25.01	28.95	35.32	43.33	47.50	51.57	57.86	61.14	65.00	70.21	58.75	55.27	50.97	44.80	45.03	35.81	29.03	25.22
MICHIGAN.HUB	24.81	22.06	20.92	20.79	22.71	24.58	27.47	30.22	37.35	46.64	49.91	53.15	60.54	63.93	68.24	72.54	62.59	58.18	53.66	47.40	48.80	37.72	29.53	25.72
MINN.HUB	15.47	12.80	7.92	6.93	6.92	6.85	15.69	19.78	25.44	28.73	27.92	34.18	36.93	39.55	45.01	42.71	39.50	45.24	41.05	36.65	37.90	31.56	22.66	19.46
WPS	18.54	17.36	18.29	17.89	18.36	20.55	35.14	42.18	44.77	51.50	46.97	48.64	49.04	49.07	48.15	50.53	44.37	39.23	43.20	43.24	42.90	34.75	29.53	24.37
Cleared(GW)	62.7	59.6	57.5	56.6	58.5	61.7	67.5	71.5	75.4	80.1	83.7	87.0	89.2	90.5	90.7	90.6	90.6	89.4	86.5	83.4	82.2	78.5	72.2	6.6



## Preliminary Real-Time Prices with Forecasted and Actual System Load

	HE1	HE2	HE3	HE4	HE5	HE6	HE7	HE8	HE9	HE10	HE11	HE12	HE13	HE14	HE15	HE16	HE17	HE18	HE19	HE20	HE21	HE22	HE23	HE24
CINERGY.HUB	21.80	19.77	20.59	16.85	17.10	5.70	23.52	23.53	28.96	48.47	26.67	27.91	32.50	33.63	34.73	46.94	31.02	28.37	25.19	21.34	21.37	23.66	20.45	17.41
FE.HUB	22.28	20.28	21.10	17.32	17.60	5.85	24.22	24.21	29.74	49.78	27.37	28.63	33.37	34.54	35.62	48.09	31.67	28.87	25.58	21.68	21.71	24.01	20.75	17.66
ILLINOIS.HUB	21.54	19.30	22.97	17.82	17.32	9.59	24.60	23.34	28.76	48.09	26.59	27.87	32.44	33.54	34.71	47.00	31.11	28.56	25.27	21.34	21.19	23.39	20.14	17.05
MICHIGAN.HUB	22.51	20.42	21.80	17.20	17.49	5.73	24.03	24.05	29.81	50.07	27.33	28.42	32.44	34.23	35.69	48.31	31.78	29.03	25.73	21.71	21.80	24.27	21.13	17.97
MINN.HUB	9.91	12.91	-5.19	14.36	12.82	1.55	19.70	22.08	27.91	47.26	25.84	27.43	31.97	33.09	34.26	46.48	30.75	28.16	24.57	20.53	18.97	21.93	18.68	15.56
WPS	32.01	24.27	14.76	21.26	19.03	12.11	24.37	27.04	29.28	42.84	29.38	27.77	31.51	32.10	33.12	40.89	30.09	30.33	32.26	35.81	30.32	28.96	23.64	20.76
Forecasted(GW)	66.5	63.2	60.7	59.3	60.3	63.1	67.7	72.2	76.0	80.7	84.5	87.4	89.4	90.6	91.3	91.1	89.9	87.8	84.8	81.7	79.1	76.0	70.8	65.4
(RT) - (DA Load)	1.00	0.32	-0.18	-0.55	-1.75	-2.83	-3.90	-1.89	-0.56	-0.95	-1.08	-1.75	-2.00	-2.07	-1.81	-1.51	-1.97	-2.52	-2.41	-2.92	-5.11	-3.75	-3.11	56.38



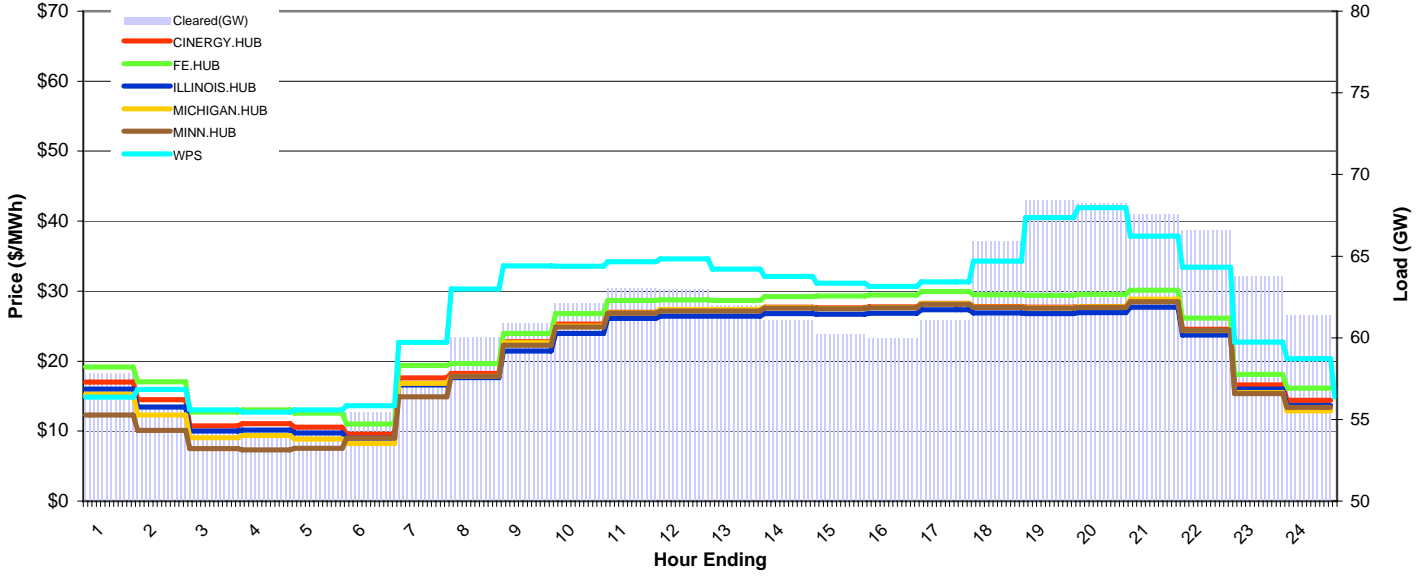
# MISO Daily Report

Delivery Day: Sunday, June 28, 2009

Price Color Codes: ≤0 ≥100 ≥200

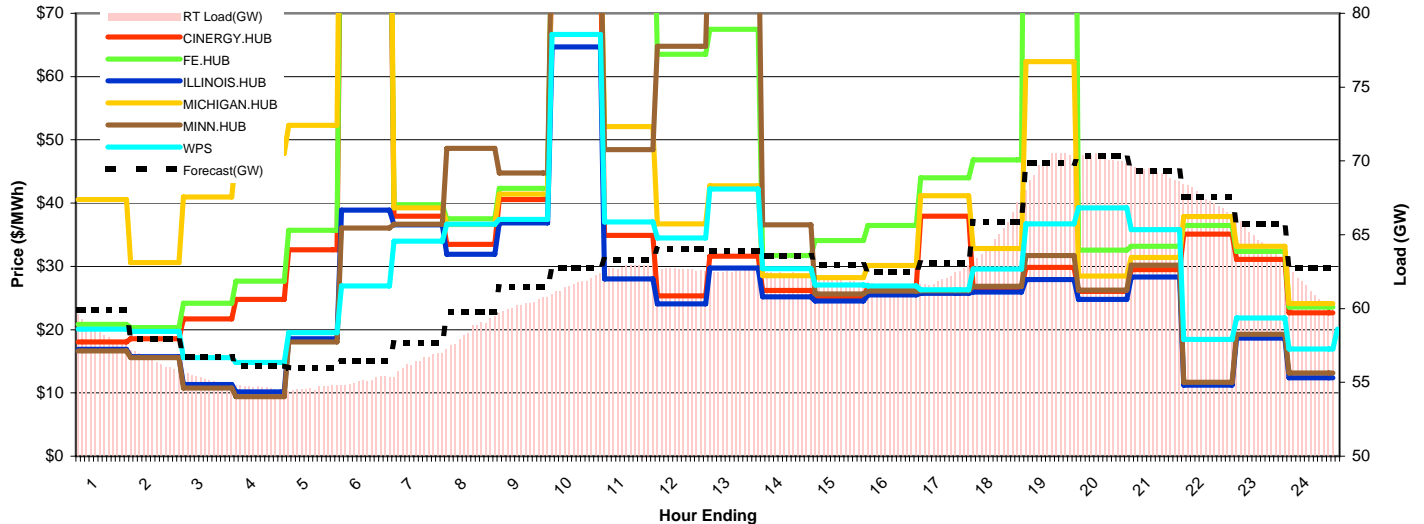
## Day-Ahead Prices and Cleared Load

	HE1	HE2	HE3	HE4	HE5	HE6	HE7	HE8	HE9	HE10	HE11	HE12	HE13	HE14	HE15	HE16	HE17	HE18	HE19	HE20	HE21	HE22	HE23	HE24
CINERGY.HUB	17.00	14.49	10.75	11.06	10.58	9.56	17.62	18.23	22.75	25.29	26.98	27.31	27.30	27.70	27.60	27.74	28.25	27.78	27.70	27.82	28.62	24.54	16.59	14.38
FE.HUB	19.15	17.06	12.72	13.05	12.57	11.02	19.40	19.66	23.94	26.80	28.66	28.77	28.67	29.23	29.30	29.44	29.97	29.48	29.40	29.53	30.12	26.15	18.12	16.16
ILLINOIS.HUB	15.99	13.45	10.01	10.13	9.72	8.99	16.58	17.65	21.46	23.98	26.11	26.44	26.42	26.81	26.72	26.85	27.34	26.88	26.81	26.93	27.70	23.75	16.00	13.67
MICHIGAN.HUB	15.25	12.31	9.04	9.37	8.87	8.25	16.81	17.83	22.64	25.02	26.88	27.38	27.37	27.66	27.53	27.67	28.20	27.71	27.63	27.76	28.86	24.36	15.48	12.90
MINN.HUB	12.31	10.10	7.48	7.30	7.55	9.00	14.92	17.81	22.28	24.85	26.84	27.18	27.16	27.56	27.46	27.60	28.11	27.64	27.56	27.68	28.48	24.42	15.38	13.38
WPS	14.85	15.94	13.01	12.72	13.01	13.62	22.69	30.33	33.62	33.55	34.21	34.59	33.16	32.11	31.15	30.69	31.30	34.28	40.53	41.92	37.88	33.41	22.73	20.37
Cleared(GW)	57.8	55.8	54.6	54.2	54.6	55.5	57.3	60.0	60.9	62.1	63.0	63.0	62.0	61.1	60.2	60.0	61.0	65.9	68.4	68.2	67.6	66.6	63.7	61.3



## Preliminary Real-Time Prices with Forecasted and Actual System Load

	HE1	HE2	HE3	HE4	HE5	HE6	HE7	HE8	HE9	HE10	HE11	HE12	HE13	HE14	HE15	HE16	HE17	HE18	HE19	HE20	HE21	HE22	HE23	HE24
CINERGY.HUB	18.06	18.55	21.71	24.79	32.61	101.24	37.91	33.47	40.57	81.63	34.90	25.33	31.60	26.18	25.20	26.76	37.92	26.57	29.82	26.05	29.47	35.11	31.09	22.88
FE.HUB	20.84	20.35	24.17	27.69	35.71	106.38	39.73	37.55	42.32	85.88	95.86	63.54	67.48	31.70	34.10	36.48	44.02	46.85	149.66	32.56	33.17	36.47	32.35	23.55
ILLINOIS.HUB	16.91	15.74	11.32	10.15	18.55	38.91	36.56	31.93	36.88	64.68	28.00	24.05	29.74	25.19	24.51	25.50	25.76	25.96	27.90	24.76	28.33	11.22	18.68	12.37
MICHIGAN.HUB	40.55	30.60	40.98	47.85	52.28	115.78	39.25	36.60	41.43	84.32	52.08	36.73	42.75	28.51	28.20	30.12	41.16	32.82	62.38	28.48	31.43	37.88	33.16	24.14
MINN.HUB	16.66	15.56	10.79	9.43	18.08	36.04	36.66	48.64	44.75	85.65	48.43	64.79	88.40	36.56	25.62	26.11	26.16	26.85	31.72	26.24	30.17	11.67	19.26	13.17
WPS	20.06	19.70	15.59	14.84	19.50	26.90	34.01	36.68	37.44	66.68	37.01	34.50	42.24	29.65	27.06	26.89	26.28	29.61	36.74	39.27	35.82	18.46	21.86	16.92
Forecasted(GW)	59.9	57.9	56.7	56.1	56.0	56.4	57.7	59.8	61.5	62.7	63.3	64.0	63.9	63.6	62.9	62.5	63.1	65.9	69.9	70.3	69.3	67.5	65.7	62.7
(RT) - (DA Load)	0.56	0.64	0.56	0.45	0.03	-0.34	-0.97	-1.57	-0.63	-0.41	-0.17	-0.28	0.55	1.32	1.72	1.60	1.05	-0.85	1.40	1.95	1.66	0.84	0.85	-0.07



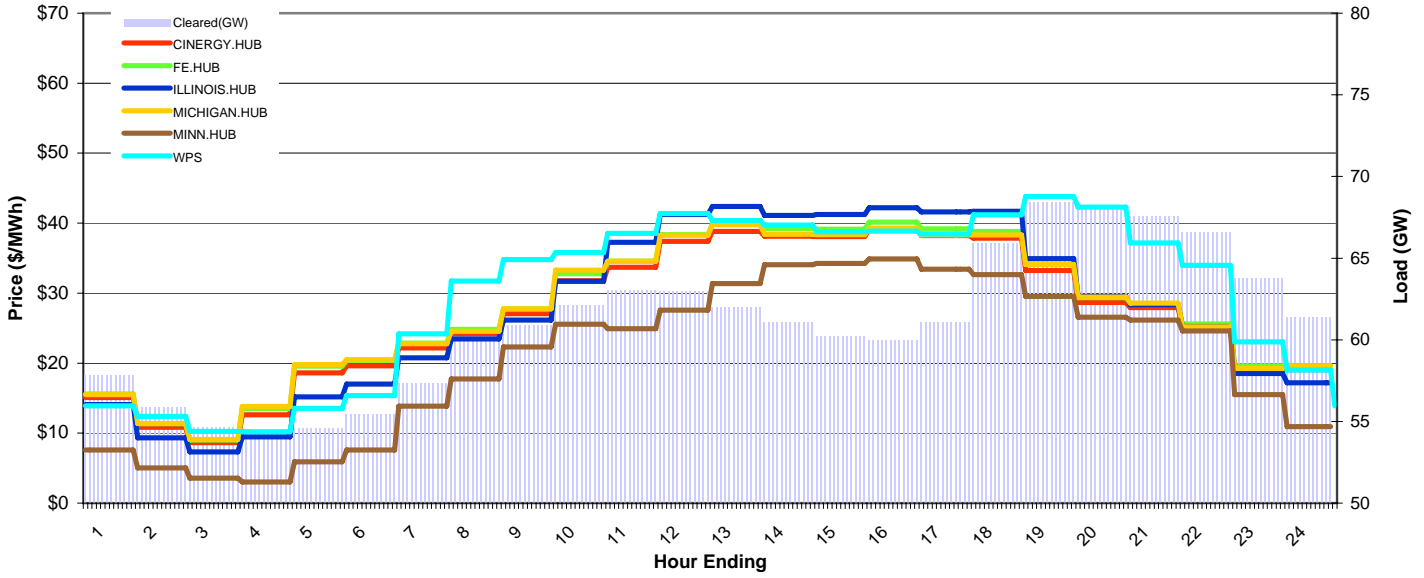
# MISO Daily Report

Delivery Day: Monday, June 29, 2009

Price Color Codes: ≤0 ≥100 ≥200

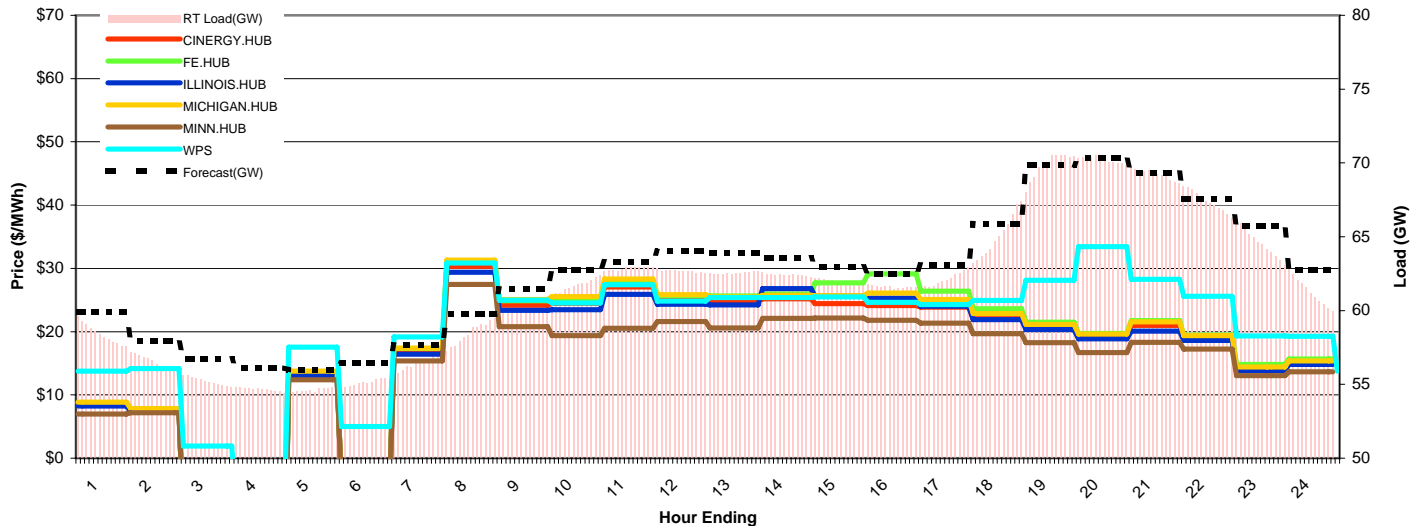
## Day-Ahead Prices and Cleared Load

	HE1	HE2	HE3	HE4	HE5	HE6	HE7	HE8	HE9	HE10	HE11	HE12	HE13	HE14	HE15	HE16	HE17	HE18	HE19	HE20	HE21	HE22	HE23	HE24
CINERGY.HUB	15.07	10.85	8.62	12.64	18.63	19.63	22.18	24.19	27.07	31.79	33.71	37.41	38.83	38.12	38.10	39.09	38.21	37.84	33.25	28.68	27.92	25.05	19.13	19.06
FE.HUB	15.61	11.32	9.01	13.48	19.57	20.38	22.85	24.81	27.75	32.80	34.55	38.36	39.90	39.21	39.12	40.13	39.17	38.80	34.09	29.36	28.48	25.59	19.62	19.66
ILLINOIS.HUB	14.09	9.31	7.30	9.46	15.19	17.03	20.75	23.44	26.15	31.67	37.25	41.24	42.38	41.09	41.22	42.21	41.60	41.70	34.94	29.52	28.36	25.22	18.52	17.18
MICHIGAN.HUB	15.49	11.38	9.08	13.79	19.82	20.49	22.79	24.56	27.77	33.28	34.58	38.28	39.80	38.42	38.34	39.28	38.33	38.32	34.12	29.46	28.59	25.21	19.25	19.57
MINN.HUB	7.60	5.04	3.56	3.00	5.88	7.59	13.87	17.72	22.31	25.54	24.93	27.56	31.38	34.06	34.24	34.89	33.41	32.63	29.54	26.56	26.17	24.58	15.52	10.92
WPS	13.90	12.37	10.22	10.22	13.54	15.34	24.17	31.72	34.80	35.82	38.54	41.40	40.36	39.71	38.75	38.88	38.47	41.18	43.81	42.29	37.18	33.96	23.06	19.02
Cleared(GW)	57.8	55.8	54.6	54.2	54.6	55.5	57.3	60.0	60.9	62.1	63.0	63.0	62.0	61.1	60.2	60.0	61.0	65.9	68.4	68.2	67.6	66.6	63.7	61.3



## Preliminary Real-Time Prices with Forecasted and Actual System Load

	HE1	HE2	HE3	HE4	HE5	HE6	HE7	HE8	HE9	HE10	HE11	HE12	HE13	HE14	HE15	HE16	HE17	HE18	HE19	HE20	HE21	HE22	HE23	HE24
CINERGY.HUB	8.59	7.85	-11.17	-26.70	13.46	-5.01	16.92	30.28	24.20	24.49	27.06	24.95	24.88	25.21	24.43	24.12	23.85	22.06	20.58	19.12	20.99	19.12	14.15	15.15
FE.HUB	8.79	7.81	-11.36	-27.18	13.73	-5.18	17.36	31.12	24.89	25.22	27.89	25.67	25.62	25.97	27.74	29.14	26.39	23.60	21.49	19.73	21.75	19.49	14.83	15.66
ILLINOIS.HUB	8.24	7.44	-10.89	-25.99	13.07	-4.85	16.43	29.38	23.37	23.46	25.89	24.31	24.23	26.83	25.63	25.31	24.04	21.88	20.33	18.89	20.10	18.60	13.86	14.81
MICHIGAN.HUB	8.85	7.85	-11.39	-27.31	13.77	-5.15	17.40	31.30	25.11	25.52	28.31	25.85	25.51	25.72	25.71	26.08	25.07	22.88	21.16	19.63	21.57	19.37	14.44	15.40
MINN.HUB	6.99	7.16	-10.47	-24.94	12.38	-4.72	15.38	27.47	20.77	19.35	20.54	21.58	20.57	22.10	22.14	21.81	21.33	19.69	18.27	16.71	18.30	17.26	13.06	13.64
WPS	13.75	14.18	1.90	-7.61	17.53	5.00	19.18	30.87	25.00	24.52	27.44	24.86	25.41	25.39	25.47	24.63	24.29	24.93	28.13	33.41	28.29	25.58	19.31	19.27
Forecasted(GW)	59.9	57.9	56.7	56.1	56.0	56.4	57.7	59.8	61.5	62.7	63.3	64.0	63.9	63.6	62.9	62.5	63.1	65.9	69.9	70.3	69.3	67.5	65.7	62.7
(RT) - (DA Load)	0.56	0.64	0.56	0.45	0.03	-0.34	-0.97	-1.57	-0.63	-0.41	-0.17	-0.28	0.55	1.32	1.72	1.60	1.05	-0.85	1.40	1.95	1.66	0.84	0.85	-0.07



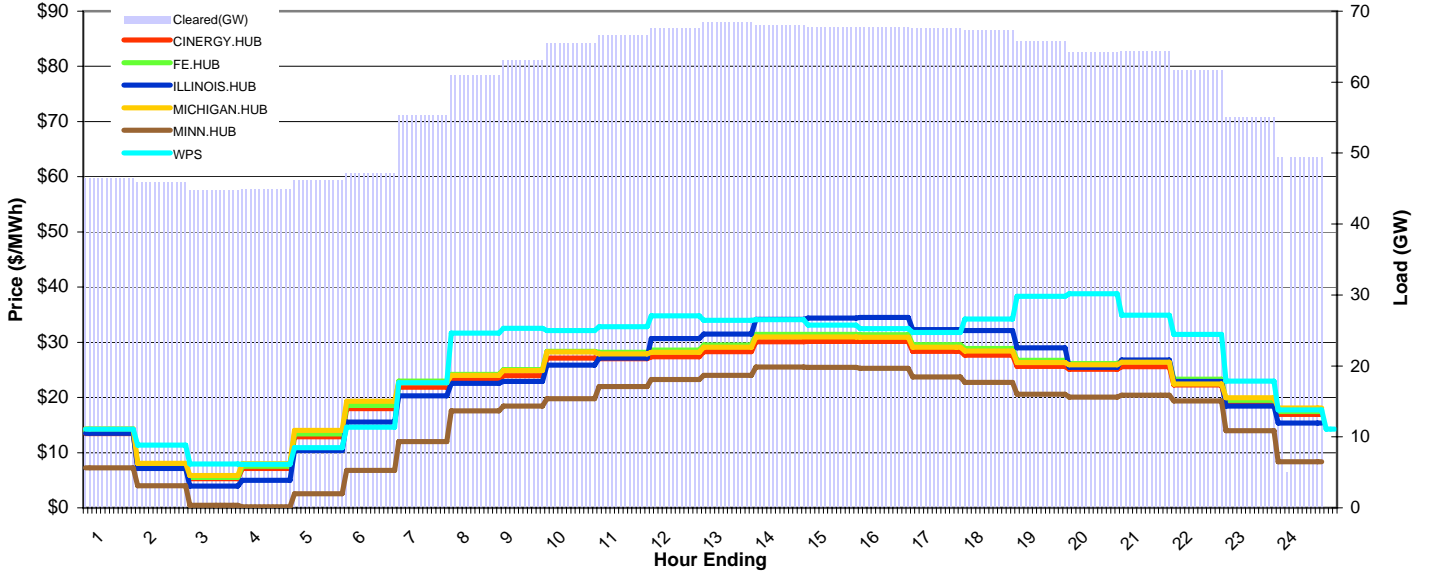
# MISO Daily Report

Delivery Day: Tuesday, June 30, 2009

Price Color Codes: <=0 >=100 >=200

## Day-Ahead Prices and Cleared Load

	HE1	HE2	HE3	HE4	HE5	HE6	HE7	HE8	HE9	HE10	HE11	HE12	HE13	HE14	HE15	HE16	HE17	HE18	HE19	HE20	HE21	HE22	HE23	HE24
CINERGY.HUB	13.44	7.50	5.28	7.16	12.89	17.97	21.89	23.22	23.96	27.15	27.00	27.39	28.27	30.11	30.16	30.13	28.37	27.69	25.62	25.10	25.60	22.25	19.02	16.91
FE.HUB	13.86	7.80	5.52	7.54	13.39	18.58	22.94	24.19	25.03	28.35	28.18	28.60	29.52	31.41	31.44	31.40	29.57	28.86	26.71	26.15	26.67	23.34	19.47	17.47
ILLINOIS.HUB	13.54	7.12	3.97	5.00	10.40	15.52	20.32	22.53	22.92	25.89	27.12	30.68	31.47	34.16	34.37	34.48	32.31	32.11	29.02	25.45	26.81	22.90	18.46	15.36
MICHIGAN.HUB	14.30	8.08	5.83	8.01	14.05	19.31	22.70	24.03	24.89	28.24	27.92	28.20	29.11	30.94	30.96	30.92	29.12	28.42	26.33	25.90	26.38	22.42	19.94	18.07
MINN.HUB	7.24	4.00	0.46	0.16	2.58	6.81	12.02	17.59	18.42	19.75	21.97	23.23	24.02	25.50	25.43	25.31	23.74	22.75	20.58	20.06	20.44	19.38	14.00	8.37
WPS	14.27	11.36	7.96	7.88	10.91	14.61	22.66	31.64	32.54	32.13	32.81	34.77	33.98	34.07	33.09	32.50	31.78	34.19	38.32	38.82	34.91	31.43	22.99	17.77
Cleared(GW)	46.5	45.8	44.7	44.9	46.2	47.1	55.3	60.9	63.0	65.5	66.6	67.6	68.4	68.0	67.7	67.8	67.6	67.3	65.7	64.2	64.4	61.7	55.1	4.9



## Preliminary Real-Time Prices with Forecasted and Actual System Load

	HE1	HE2	HE3	HE4	HE5	HE6	HE7	HE8	HE9	HE10	HE11	HE12	HE13	HE14	HE15	HE16	HE17	HE18	HE19	HE20	HE21	HE22	HE23	HE24
CINERGY.HUB	14.22	1.44	15.19	15.15	17.50	23.45	16.90	29.06	22.61	80.55	29.90	21.40	29.55	32.77	39.54	25.70	22.91	22.23	26.62	21.33	25.14	20.85	13.77	15.35
FE.HUB	14.49	1.47	15.40	15.36	17.77	27.02	17.74	30.89	25.18	87.51	41.90	26.08	32.21	38.96	44.70	28.06	24.64	23.73	31.67	23.15	26.38	22.33	14.67	20.96
ILLINOIS.HUB	15.32	1.41	14.71	14.65	16.89	16.16	16.44	28.41	22.46	74.61	19.97	20.24	22.67	25.83	26.19	20.88	21.03	18.91	11.54	17.45	21.73	20.25	13.55	19.02
MICHIGAN.HUB	14.28	1.44	15.19	15.14	17.53	27.69	17.26	29.91	23.73	89.05	37.84	23.61	32.68	38.06	46.60	28.42	24.36	23.75	33.55	23.17	26.60	21.43	14.09	17.24
MINN.HUB	11.73	1.29	14.20	14.05	16.24	9.00	15.54	26.74	20.38	29.16	17.56	13.10	20.52	22.24	22.47	18.72	18.66	17.20	9.14	16.09	20.03	19.13	12.35	11.30
WPS	17.82	10.02	19.35	20.03	20.08	15.00	19.17	30.17	24.49	43.87	22.10	21.91	22.95	23.62	23.09	21.07	21.66	22.59	18.57	32.18	29.05	26.83	18.98	19.77
Forecasted(GW)	53.3	51.0	49.7	49.3	50.8	53.6	58.1	61.5	62.6	64.5	66.0	67.1	67.8	68.1	67.9	67.7	67.4	66.5	65.3	63.6	63.1	62.4	58.7	54.8
(RT) - (DA Load)	5.02	3.26	3.04	2.59	2.42	4.35	-0.03	-1.05	-0.29	-0.66	-0.43	-0.54	-0.71	0.08	0.06	-0.55	-1.14	-1.92	-1.66	-1.31	-1.47	0.03	2.26	47.82

