

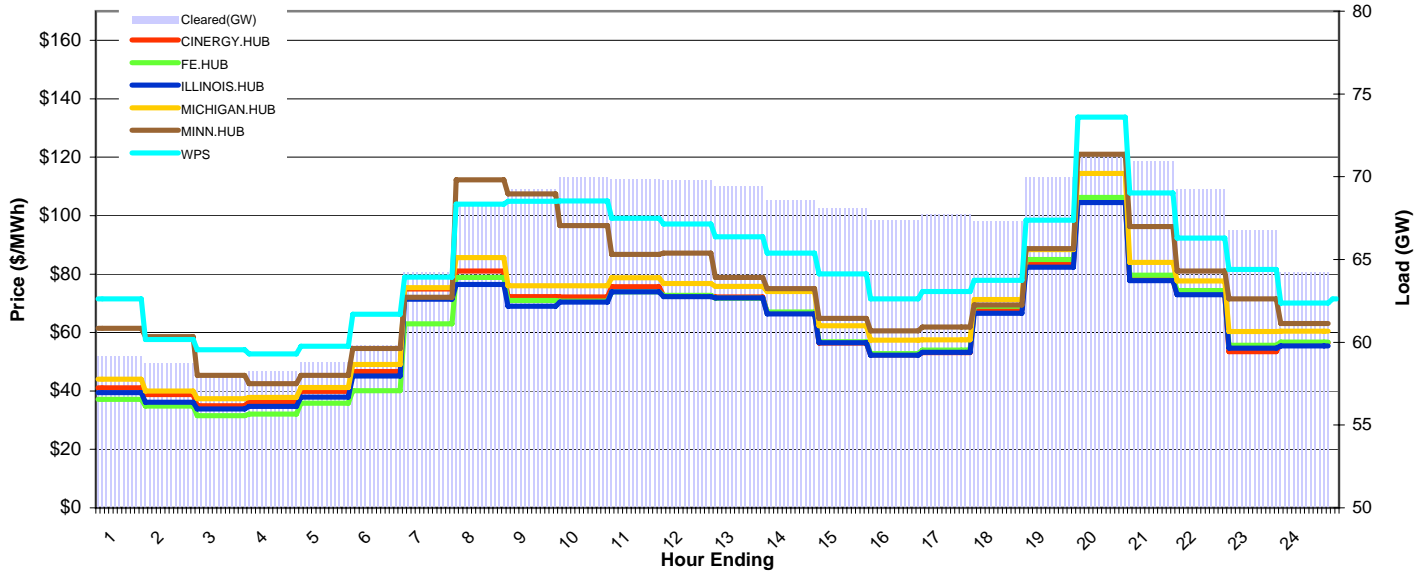
MISO Daily Report

Delivery Day: Tuesday, April 1, 2008

Price Color Codes: <=0 >=100 >=200

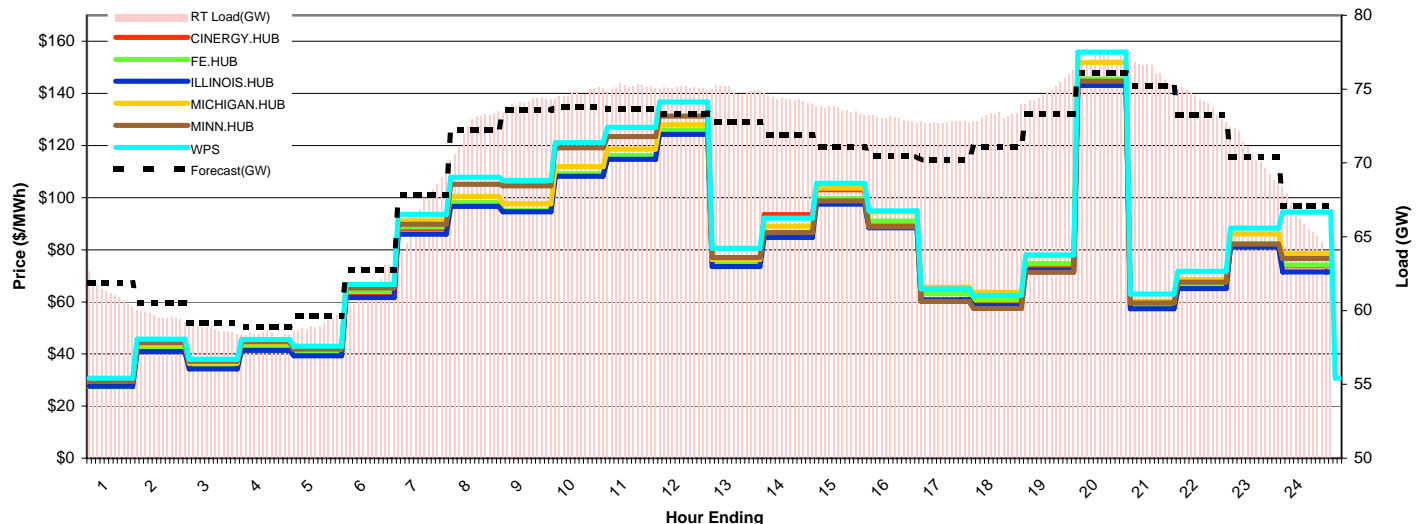
Day-Ahead Prices and Cleared Load

	HE1	HE2	HE3	HE4	HE5	HE6	HE7	HE8	HE9	HE10	HE11	HE12	HE13	HE14	HE15	HE16	HE17	HE18	HE19	HE20	HE21	HE22	HE23	HE24
CINERGY.HUB	41.09	38.77	34.95	36.25	39.89	46.61	74.97	81.10	72.25	72.21	75.74	72.62	72.18	66.79	56.42	52.33	53.17	67.91	83.65	105.33	78.13	73.04	53.41	56.52
FE.HUB	37.09	34.80	31.59	32.14	35.84	40.05	63.00	78.87	70.98	70.81	73.99	72.72	71.79	67.00	56.85	52.79	53.98	69.01	85.02	106.26	79.67	74.40	55.59	56.72
ILLINOIS.HUB	39.40	36.16	33.86	34.70	37.91	45.16	71.45	76.43	69.06	70.42	73.89	72.29	71.87	66.35	56.57	52.23	53.20	66.63	82.33	104.47	77.78	72.95	54.63	55.47
MICHIGAN.HUB	44.00	40.03	37.32	37.76	41.21	49.09	75.33	85.65	76.05	76.02	78.72	76.81	75.84	74.00	62.37	57.45	57.55	71.30	88.40	114.51	84.02	77.61	60.31	60.50
MINN.HUB	61.49	58.55	45.31	42.45	45.40	54.60	72.08	112.25	107.43	96.63	86.73	87.23	78.87	75.05	64.86	60.53	61.85	69.41	88.69	121.08	96.32	81.09	71.49	63.13
WPS	71.54	57.61	54.12	52.73	55.36	66.24	78.94	103.90	104.95	105.00	99.15	97.14	92.79	87.20	80.05	71.50	74.09	77.91	98.50	133.70	107.75	92.29	81.60	70.06
Cleared(GW)	59.2	58.8	58.0	58.2	58.8	59.8	64.2	68.3	69.3	70.0	69.8	69.8	69.4	68.6	68.1	67.4	67.7	67.3	70.0	71.2	71.0	69.2	66.8	64.2



Preliminary Real-Time Prices with Forecasted and Actual System Load

	HE1	HE2	HE3	HE4	HE5	HE6	HE7	HE8	HE9	HE10	HE11	HE12	HE13	HE14	HE15	HE16	HE17	HE18	HE19	HE20	HE21	HE22	HE23	HE24
CINERGY.HUB	28.12	41.60	34.88	42.21	40.08	63.11	88.09	97.84	95.05	108.98	115.90	125.49	75.66	93.51	103.06	90.49	63.90	60.16	73.72	144.51	57.76	65.48	82.11	73.79
FE.HUB	27.40	42.09	35.24	42.72	40.65	63.96	88.85	98.02	95.08	109.25	116.14	125.88	74.77	86.29	99.64	91.08	63.12	60.86	74.65	145.59	57.95	65.69	82.32	74.13
ILLINOIS.HUB	27.65	40.89	34.25	41.36	39.25	61.66	85.97	96.67	94.53	108.22	114.75	124.28	73.58	84.74	97.54	88.46	60.86	58.50	72.16	143.04	57.34	65.10	81.08	71.53
MICHIGAN.HUB	29.42	43.63	36.42	44.21	41.93	66.06	91.13	100.45	97.68	111.88	118.65	128.00	76.31	89.00	103.69	94.53	65.62	63.59	77.79	151.97	60.20	68.56	86.16	78.47
MINN.HUB	29.50	44.34	37.25	44.67	41.89	65.35	89.74	105.17	104.52	119.17	123.50	131.32	76.98	86.65	98.78	88.86	60.21	57.49	71.33	144.65	59.55	67.50	82.23	76.62
WPS	30.74	45.64	37.96	45.62	42.98	66.72	93.65	107.88	106.63	121.08	127.05	136.71	80.55	92.15	105.54	94.95	65.02	62.56	77.95	155.82	62.98	71.75	88.33	94.47
Forecasted(GW)	58.0	55.8	54.4	53.6	53.2	53.5	54.8	55.7	56.7	58.1	58.3	58.1	57.7	57.2	56.6	56.0	56.0	58.1	61.6	65.3	63.8	63.0	60.8	58.8
(RT) - (DA Load)	2.04	0.85	0.76	0.15	0.27	1.77	2.62	4.12	4.84	4.76	5.32	5.28	5.51	5.74	5.50	5.62	5.05	5.94	5.03	5.88	5.30	4.91	3.76	1.68



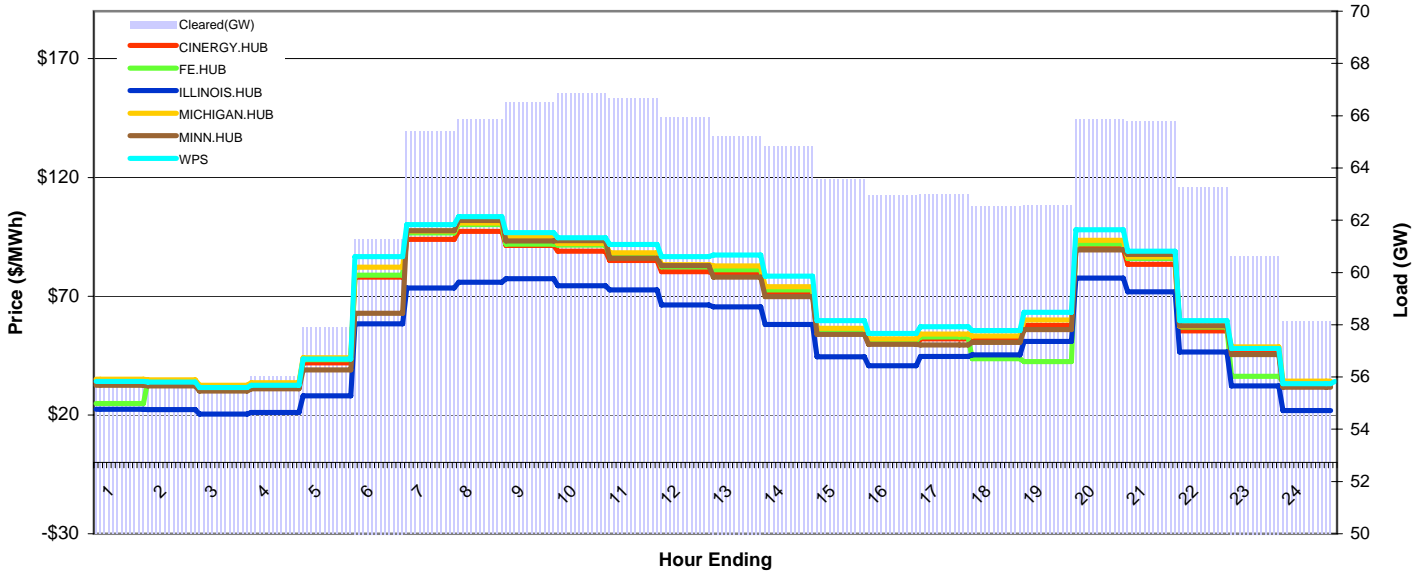
MISO Daily Report

Delivery Day: Wednesday, April 2, 2008

Price Color Codes: ≤0 ≥100 ≥200

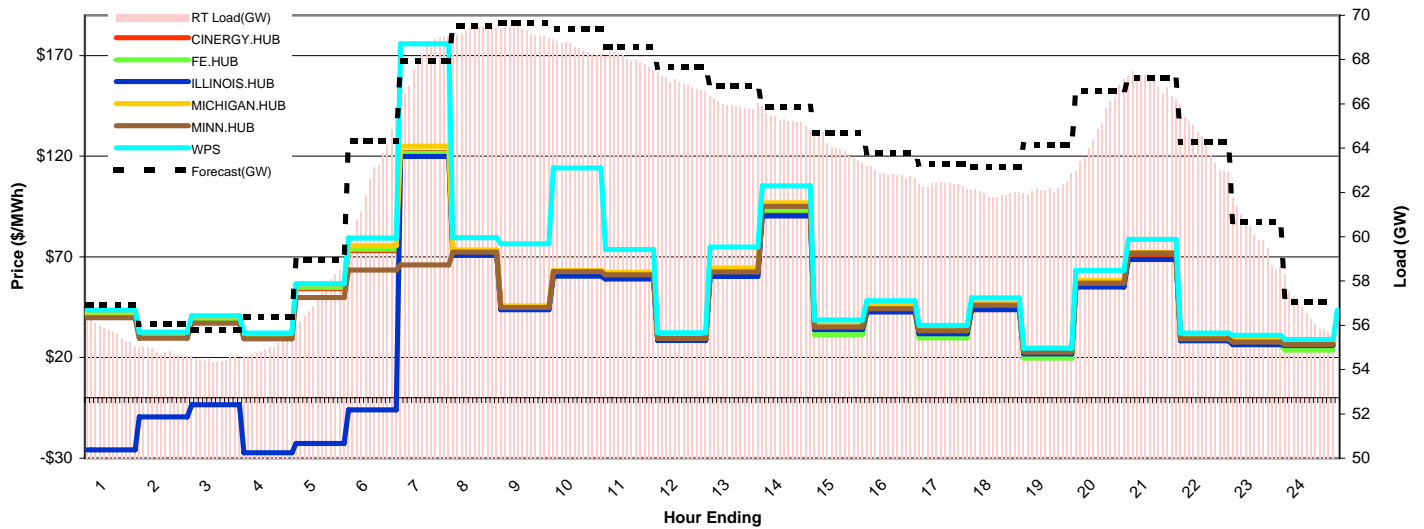
Day-Ahead Prices and Cleared Load

	HE1	HE2	HE3	HE4	HE5	HE6	HE7	HE8	HE9	HE10	HE11	HE12	HE13	HE14	HE15	HE16	HE17	HE18	HE19	HE20	HE21	HE22	HE23	HE24
CINERGY.HUB	33.51	33.23	31.04	32.00	42.00	78.03	93.93	97.26	91.34	88.95	85.00	80.30	79.57	71.21	54.36	50.17	52.00	51.32	57.77	90.00	83.49	55.36	46.42	32.67
FE.HUB	24.86	34.39	32.13	33.12	43.24	78.88	96.66	100.08	91.96	91.52	87.09	82.33	81.18	72.61	55.49	51.30	52.90	43.64	42.45	92.10	85.90	56.97	36.35	33.81
ILLINOIS.HUB	22.39	22.25	20.39	21.04	28.12	58.33	73.45	75.89	77.36	74.37	72.62	66.32	65.58	58.07	44.49	40.78	44.66	45.30	51.02	77.66	71.91	46.50	32.20	21.87
MICHIGAN.HUB	35.10	34.83	32.54	33.54	44.07	82.22	97.39	100.84	94.69	92.22	88.22	83.35	82.70	74.03	56.49	52.08	54.05	53.26	60.04	93.49	86.54	57.39	48.67	34.24
MINN.HUB	32.50	32.23	30.09	31.02	39.02	62.87	97.61	101.88	93.33	93.45	85.99	82.88	78.08	69.80	53.97	49.72	49.45	50.55	55.91	89.54	87.63	57.56	45.43	31.68
WPS	34.07	33.81	31.56	32.54	43.50	86.71	100.19	103.51	96.72	94.62	91.73	86.62	87.40	78.46	59.72	54.30	57.21	55.58	63.21	98.02	88.93	59.72	47.98	33.24
Cleared(GW)	55.9	55.9	55.6	56.0	57.9	61.3	65.4	65.9	66.5	66.9	66.7	65.9	65.2	64.8	63.6	62.9	63.0	62.5	62.6	65.8	65.8	63.3	60.6	58.1



Preliminary Real-Time Prices with Forecasted and Actual System Load

	HE1	HE2	HE3	HE4	HE5	HE6	HE7	HE8	HE9	HE10	HE11	HE12	HE13	HE14	HE15	HE16	HE17	HE18	HE19	HE20	HE21	HE22	HE23	HE24
CINERGY.HUB	41.10	30.92	38.74	30.57	54.30	73.22	121.85	71.65	44.19	61.07	59.85	28.87	61.60	92.15	34.61	43.64	32.50	44.96	22.27	56.25	69.87	28.99	28.67	27.39
FE.HUB	41.75	31.37	39.22	30.98	54.90	73.76	121.52	71.75	44.32	61.32	60.36	29.17	62.41	93.19	31.32	43.27	29.69	43.87	19.76	56.78	68.64	28.88	26.28	23.75
ILLINOIS.HUB	-25.79	-9.48	-3.50	-27.30	-22.69	-5.92	119.94	70.72	43.75	60.40	59.09	28.46	60.35	90.37	33.96	42.65	31.76	43.81	21.77	55.07	68.72	28.39	26.44	25.90
MICHIGAN.HUB	42.70	32.12	40.30	31.81	56.45	75.56	124.98	73.53	45.64	63.31	62.32	30.09	64.46	96.83	36.17	45.87	33.94	46.89	22.98	58.29	72.26	30.09	29.64	28.41
MINN.HUB	39.71	29.63	37.10	29.25	49.75	63.54	66.08	72.42	44.88	62.75	61.07	29.48	62.54	95.16	35.23	44.21	33.20	45.96	22.76	57.01	71.91	29.23	27.77	26.42
WPS	43.57	32.62	40.76	32.09	56.67	79.34	175.79	79.47	76.50	114.24	73.67	32.29	74.92	105.34	38.62	48.28	35.92	49.65	24.63	63.26	78.78	32.11	30.97	29.00
Forecasted(GW)	58.0	55.8	54.4	53.6	53.2	53.5	54.8	55.7	56.7	58.1	58.3	58.1	57.7	57.2	56.6	56.0	56.0	58.1	61.6	65.3	63.8	63.0	60.8	58.8
(RT) - (DA Load)	-0.18	-1.06	-1.14	-0.99	-0.53	1.25	2.65	3.50	2.77	1.70	1.35	1.01	0.77	0.47	0.47	-0.06	-0.63	-0.56	-0.36	-0.80	1.19	1.02	-0.59	-1.55



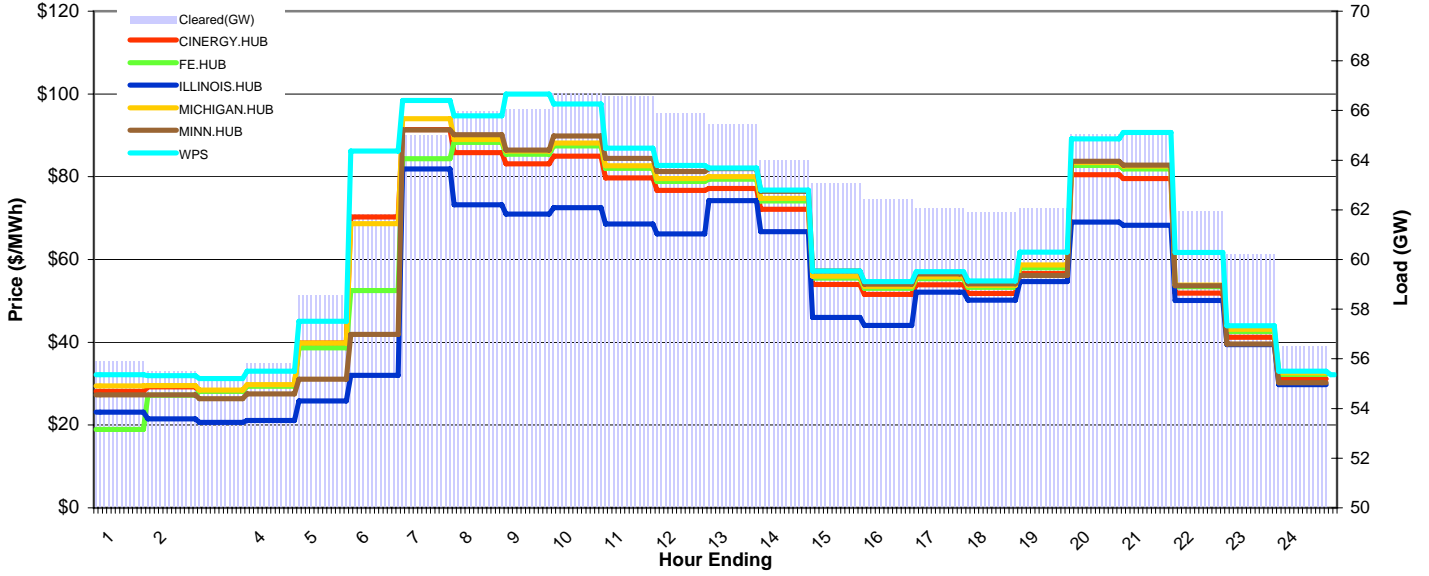
MISO Daily Report

Delivery Day: Thursday, April 3, 2008

Price Color Codes: ≤0 ≥100 ≥200

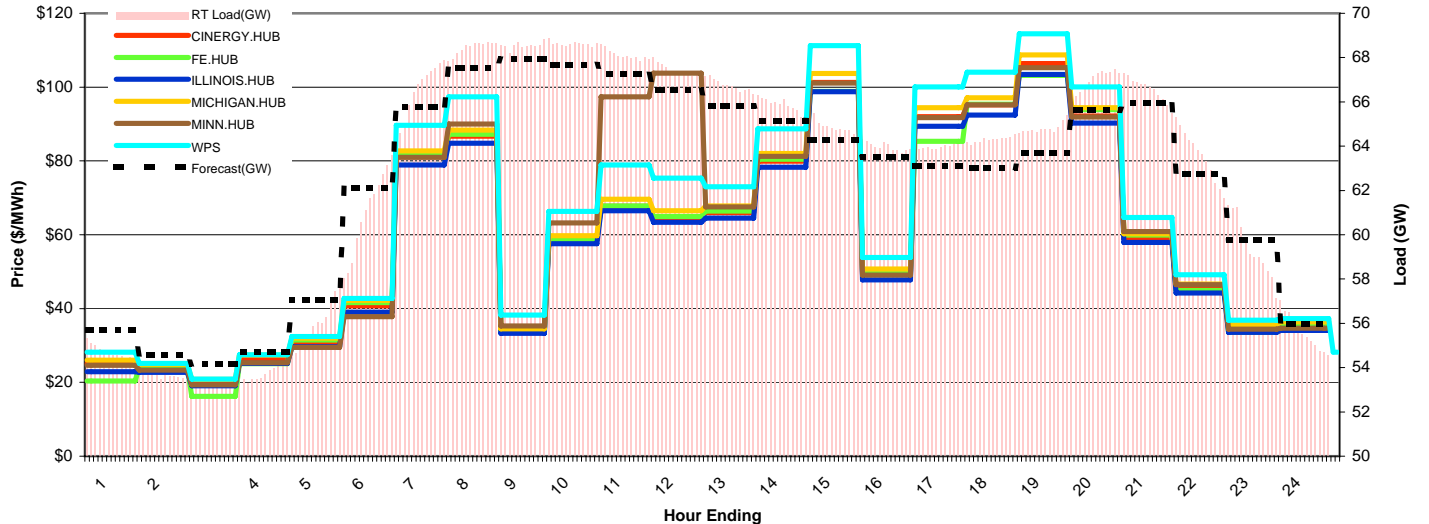
Day-Ahead Prices and Cleared Load

	HE1	HE2	HE3	HE4	HE5	HE6	HE7	HE8	HE9	HE10	HE11	HE12	HE13	HE14	HE15	HE16	HE17	HE18	HE19	HE20	HE21	HE22	HE23	HE24
CINERGY.HUB	28.14	29.24	28.25	29.56	39.81	70.30	91.43	85.82	83.08	85.00	79.73	76.70	77.18	72.11	54.00	51.61	53.87	51.80	56.60	80.47	79.60	51.92	41.21	31.14
FE.HUB	18.91	27.18	28.13	29.36	38.68	52.50	84.38	88.27	85.45	87.43	82.00	78.89	79.37	74.15	55.52	53.04	55.39	53.27	57.98	82.77	81.88	53.39	42.59	32.21
ILLINOIS.HUB	23.13	21.51	20.64	21.07	25.79	32.03	81.86	73.23	70.99	72.54	68.57	66.16	74.22	66.73	46.04	44.04	52.14	50.19	54.67	69.02	68.27	50.11	39.45	29.76
MICHIGAN.HUB	29.43	29.50	28.49	29.75	39.81	68.68	94.04	89.00	86.18	88.16	82.68	79.54	80.01	74.75	55.98	53.50	55.84	53.70	58.71	83.44	82.55	53.83	43.18	32.63
MINN.HUB	27.28	27.31	26.37	27.53	31.05	41.87	91.28	90.17	86.46	89.85	84.45	81.27	81.94	76.44	57.19	54.04	56.51	54.13	56.11	83.74	82.80	53.68	39.61	30.21
WPS	32.17	31.96	31.23	32.99	45.07	86.21	98.46	94.69	99.95	97.60	86.91	82.77	82.09	76.79	57.23	54.66	57.06	54.85	61.81	89.12	90.69	61.70	43.96	33.04
Cleared(GW)	55.9	55.5	55.1	55.8	58.6	61.8	65.0	66.0	66.1	66.7	66.6	65.9	65.5	64.0	63.1	62.4	62.1	61.9	62.1	65.0	65.0	61.9	60.2	56.5



Preliminary Real-Time Prices with Forecasted and Actual System Load

	HE1	HE2	HE3	HE4	HE5	HE6	HE7	HE8	HE9	HE10	HE11	HE12	HE13	HE14	HE15	HE16	HE17	HE18	HE19	HE20	HE21	HE22	HE23	HE24
CINERGY.HUB	25.10	23.79	19.94	26.26	30.87	40.78	81.14	86.70	33.86	58.49	67.71	64.68	66.02	79.96	101.24	49.52	92.00	95.16	106.38	82.21	58.90	45.40	34.57	35.23
FE.HUB	20.38	24.23	16.22	25.05	31.44	41.62	81.94	87.21	34.01	58.69	67.82	64.90	66.43	80.49	98.87	50.06	85.31	95.37	103.18	93.89	59.93	44.91	33.59	35.57
ILLINOIS.HUB	22.91	22.74	19.10	25.13	29.62	39.06	78.88	84.84	33.26	57.54	66.52	63.41	64.49	78.29	98.78	47.77	89.39	92.45	103.45	90.23	57.96	44.22	33.54	34.05
MICHIGAN.HUB	26.01	24.92	20.80	27.41	31.99	42.25	82.71	88.32	34.49	59.72	69.64	66.53	67.83	82.05	103.73	50.73	94.40	97.08	108.71	94.38	60.30	46.66	35.61	36.41
MINN.HUB	24.63	23.30	19.37	25.30	29.46	37.80	80.98	89.97	35.31	63.24	97.34	103.78	67.57	81.27	101.06	49.10	91.72	95.23	105.30	91.95	60.88	46.47	34.42	34.72
WPS	28.20	25.12	20.90	27.45	32.46	42.75	89.69	97.36	38.22	66.34	78.94	75.38	72.97	88.74	111.25	53.84	100.05	104.09	114.47	100.10	64.71	49.18	36.89	37.28
Forecasted(GW)	58.0	55.8	54.4	53.6	53.2	53.5	54.8	55.7	56.7	58.1	58.3	58.1	57.7	57.2	56.6	56.0	56.0	58.1	61.6	65.3	63.8	63.0	60.8	58.8
(RT) - (DA Load)	-1.19	-1.80	-1.76	-2.06	-2.63	-0.86	1.45	2.45	2.49	1.91	1.56	1.50	1.29	1.84	1.79	1.54	1.91	2.40	2.72	1.89	1.58	1.64	-0.76	-0.93



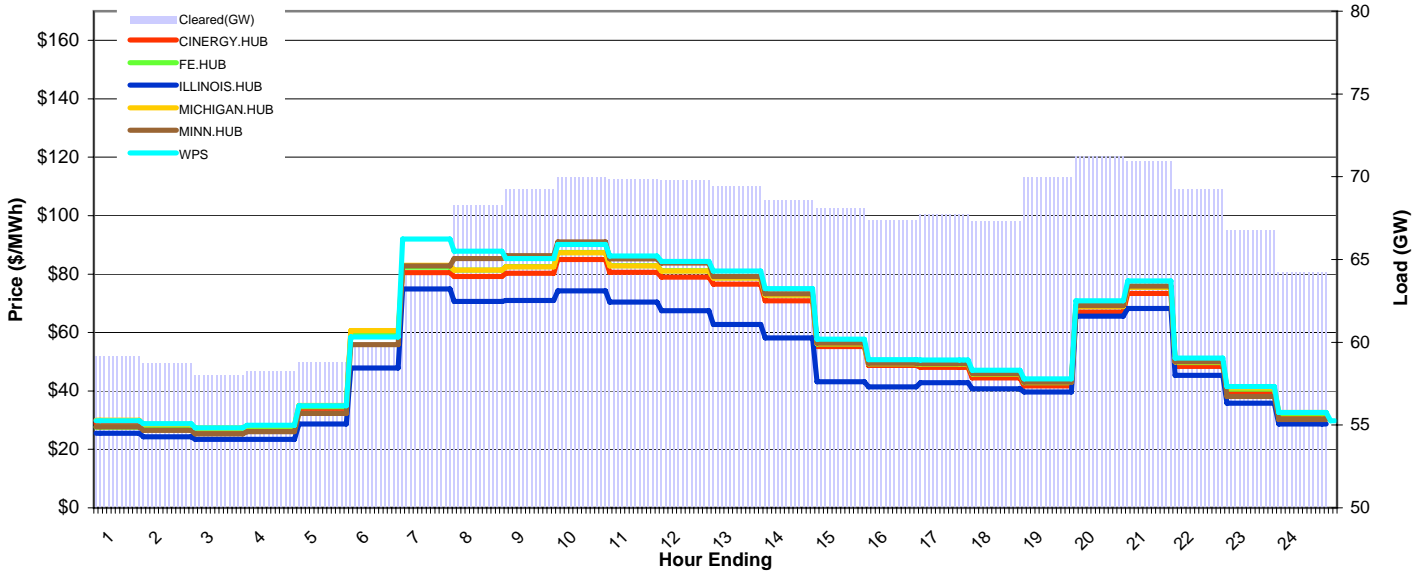
MISO Daily Report

Delivery Day: Friday, April 4, 2008

Price Color Codes: <=0 >=100 >=200

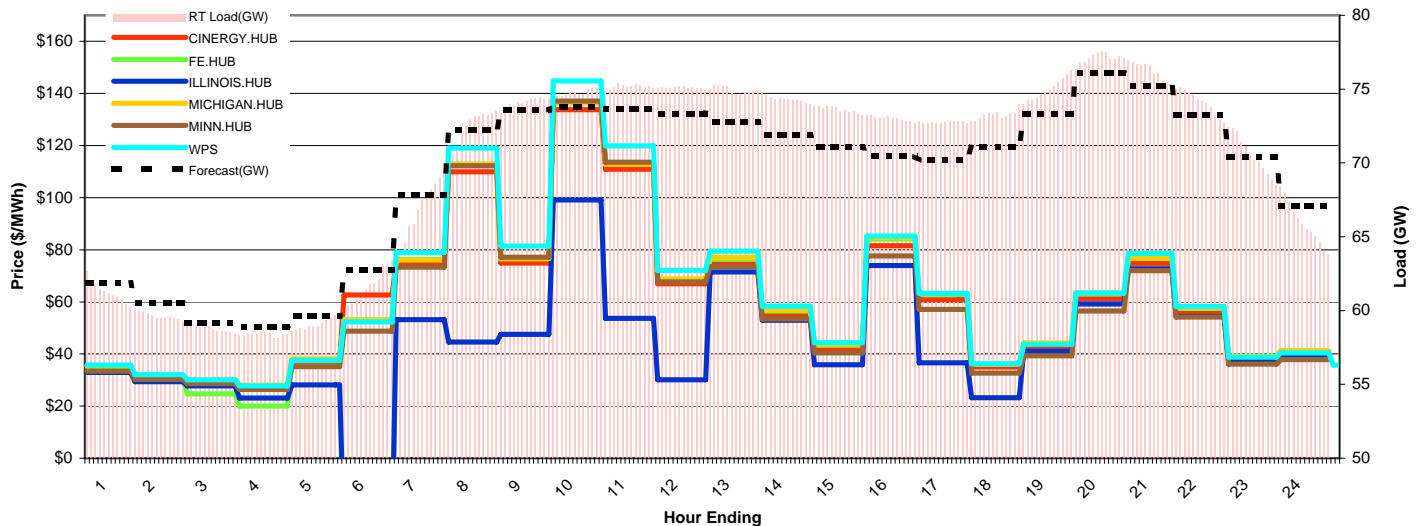
Day-Ahead Prices and Cleared Load

	HE1	HE2	HE3	HE4	HE5	HE6	HE7	HE8	HE9	HE10	HE11	HE12	HE13	HE14	HE15	HE16	HE17	HE18	HE19	HE20	HE21	HE22	HE23	HE24
CINERGY.HUB	28.96	27.72	26.46	27.37	34.07	59.33	80.49	79.14	80.32	85.00	80.65	78.95	76.59	70.92	55.19	48.74	48.14	44.50	41.70	66.99	73.42	48.41	39.28	31.17
FE.HUB	27.57	28.26	27.02	27.82	34.56	59.60	82.34	81.42	82.61	87.42	82.95	81.19	78.75	72.89	56.11	49.27	49.13	45.76	42.88	68.88	75.49	49.78	40.63	32.23
ILLINOIS.HUB	25.56	24.33	23.49	23.46	28.67	47.85	74.96	70.70	70.99	74.32	70.40	67.52	62.72	58.13	43.15	41.45	42.86	40.77	39.68	65.60	68.27	45.33	35.87	28.72
MICHIGAN.HUB	29.97	28.63	27.37	28.18	35.01	60.65	83.01	81.34	82.51	87.29	82.85	81.11	78.67	72.89	56.19	49.40	49.27	45.92	43.06	68.87	75.45	49.91	41.03	32.65
MINN.HUB	27.75	26.51	25.34	26.10	32.34	55.87	82.78	85.32	86.34	91.02	85.27	83.76	79.16	73.30	56.40	49.52	49.39	46.01	43.10	69.24	75.89	50.04	38.11	30.23
WPS	29.76	28.80	27.35	28.21	34.93	58.49	91.98	87.83	85.35	90.18	86.25	84.29	81.02	75.02	57.72	50.68	50.55	47.09	44.12	70.86	77.68	51.22	41.47	32.60
Cleared(GW)	59.2	58.8	58.0	58.2	58.8	59.8	64.2	68.3	69.3	70.0	69.8	69.8	69.4	68.6	68.1	67.4	67.7	67.3	70.0	71.2	71.0	69.2	66.8	64.2



Preliminary Real-Time Prices with Forecasted and Actual System Load

	HE1	HE2	HE3	HE4	HE5	HE6	HE7	HE8	HE9	HE10	HE11	HE12	HE13	HE14	HE15	HE16	HE17	HE18	HE19	HE20	HE21	HE22	HE23	HE24
CINERGY.HUB	34.27	30.57	28.88	26.83	37.12	62.63	74.73	109.95	74.88	133.79	110.90	66.91	74.54	54.99	42.10	81.62	60.85	35.00	42.56	61.21	74.75	56.03	38.15	40.35
FE.HUB	35.30	31.48	24.67	20.07	37.45	53.04	76.32	112.92	76.58	136.71	113.41	68.48	76.46	56.46	43.35	84.13	62.83	36.15	44.13	63.10	76.66	57.43	39.13	40.09
ILLINOIS.HUB	32.96	29.34	27.70	23.05	28.09	-32.88	53.16	44.56	47.51	99.12	53.66	30.07	71.52	52.90	35.90	73.99	36.57	23.27	41.05	59.22	72.70	54.43	36.82	38.73
MICHIGAN.HUB	35.44	31.64	30.08	27.98	38.10	52.99	76.06	112.81	76.65	136.41	112.75	68.80	77.10	56.94	43.73	84.66	63.21	36.09	44.22	63.54	77.06	57.85	39.10	41.29
MINN.HUB	33.35	30.25	28.61	26.42	35.11	48.76	73.36	112.25	77.09	137.04	113.68	67.65	73.40	53.41	40.46	77.68	57.11	32.66	39.30	56.53	71.93	54.18	36.11	37.89
WPS	35.79	32.02	30.14	27.80	37.58	52.27	79.01	119.06	81.46	144.80	119.94	72.12	79.43	58.31	44.38	85.29	63.31	36.23	43.68	63.41	78.60	58.22	38.86	40.35
Forecasted(GW)	58.0	55.8	54.4	53.6	53.2	53.5	54.8	55.7	56.7	58.1	58.3	58.1	57.7	57.2	56.6	56.0	56.0	58.1	61.6	65.3	63.8	63.0	60.8	58.8
(RT) - (DA Load)	2.04	0.85	0.76	0.15	0.27	1.77	2.62	4.12	4.84	4.76	5.32	5.28	5.51	5.74	5.50	5.62	5.05	5.94	5.03	5.88	5.30	4.91	3.76	1.68



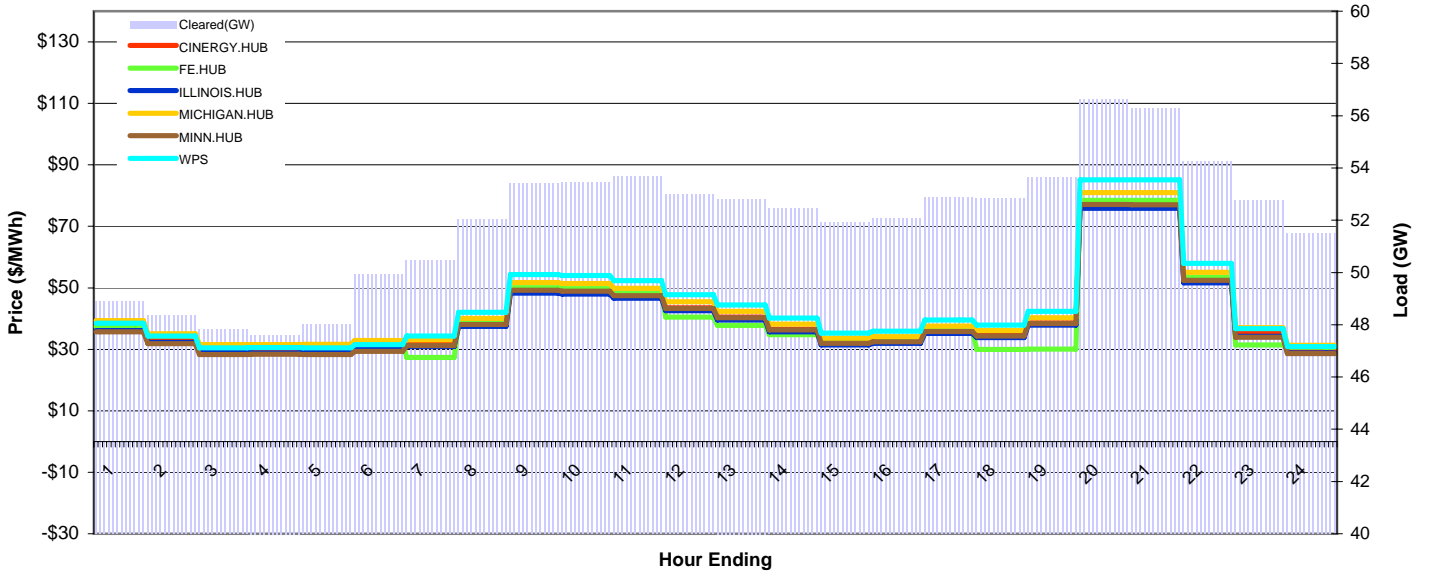
MISO Daily Report

Delivery Day: Sunday, April 6, 2008

Price Color Codes: ≤0 ≥100 ≥200

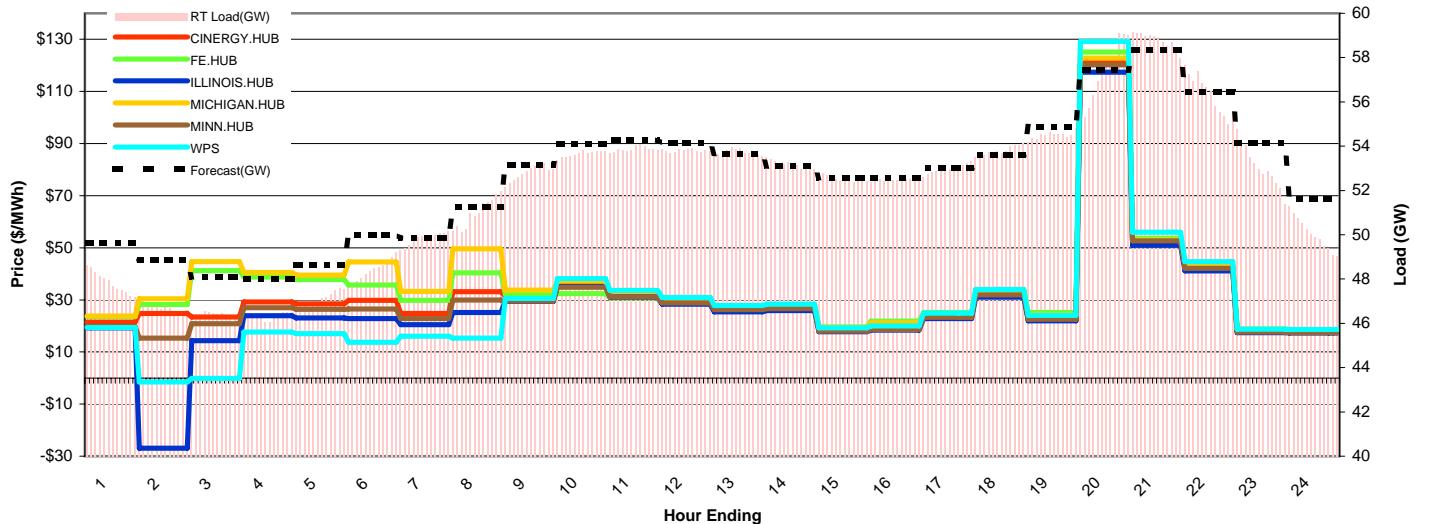
Day-Ahead Prices and Cleared Load

	HE1	HE2	HE3	HE4	HE5	HE6	HE7	HE8	HE9	HE10	HE11	HE12	HE13	HE14	HE15	HE16	HE17	HE18	HE19	HE20	HE21	HE22	HE23	HE24
CINERGY.HUB	37.67	33.60	30.25	30.19	30.31	31.50	31.61	38.25	49.42	49.10	47.62	43.48	40.44	36.48	32.10	32.66	35.94	34.51	38.57	77.44	77.40	52.66	35.50	29.98
FE.HUB	37.34	34.38	30.96	30.90	31.03	32.03	27.41	38.77	50.09	49.76	48.26	40.50	37.74	34.77	32.53	33.09	36.42	29.99	30.03	78.48	78.44	53.37	31.42	30.69
ILLINOIS.HUB	36.15	32.25	28.88	28.87	28.88	30.02	30.87	37.42	48.33	48.01	46.59	42.52	39.55	35.69	31.42	31.99	35.21	33.85	37.90	75.87	75.83	51.59	34.23	28.84
MICHIGAN.HUB	39.31	35.06	31.57	31.50	31.63	32.87	33.05	40.02	51.71	51.38	49.82	45.48	42.31	38.16	33.58	34.17	37.60	36.09	40.32	81.02	80.98	55.09	37.02	31.29
MINN.HUB	35.68	31.85	28.34	28.40	28.30	29.29	31.21	38.08	49.20	48.88	47.41	43.28	40.26	36.32	31.96	32.51	35.78	34.36	38.40	77.09	77.05	52.42	33.96	28.56
WPS	38.51	34.38	30.52	30.60	30.44	31.48	34.38	42.07	54.36	54.01	52.38	47.80	44.47	40.12	35.30	35.91	39.53	37.92	42.35	85.17	85.13	57.92	36.70	30.86
Cleared(GW)	48.9	48.4	47.8	47.6	48.0	49.9	50.4	52.0	53.4	53.5	53.7	53.0	52.8	52.4	51.9	52.1	52.9	52.8	53.6	56.6	56.3	54.2	52.8	51.5



Preliminary Real-Time Prices with Forecasted and Actual System Load

	HE1	HE2	HE3	HE4	HE5	HE6	HE7	HE8	HE9	HE10	HE11	HE12	HE13	HE14	HE15	HE16	HE17	HE18	HE19	HE20	HE21	HE22	HE23	HE24
CINERGY.HUB	21.44	24.73	23.45	29.24	28.43	29.83	24.79	33.08	31.41	36.58	32.46	29.56	26.46	26.98	18.55	19.24	23.85	32.35	22.75	121.43	52.47	42.43	18.08	17.88
FE.HUB	23.52	28.24	41.23	38.82	37.77	35.67	29.83	40.43	32.31	32.37	30.75	30.54	27.38	27.96	19.62	21.84	25.19	33.90	25.12	125.16	53.66	43.69	18.79	18.35
ILLINOIS.HUB	19.24	-26.90	14.35	23.89	23.06	22.77	20.49	25.16	29.47	35.20	31.09	28.37	25.41	25.93	17.80	18.41	22.84	31.08	21.94	117.44	50.99	41.11	17.45	17.24
MICHIGAN.HUB	23.83	30.38	44.72	40.54	39.54	44.57	33.27	49.56	33.79	37.22	33.27	30.20	27.09	27.75	19.39	21.16	24.82	33.39	24.35	122.85	53.03	43.24	18.60	18.27
MINN.HUB	19.75	15.33	20.84	27.03	26.44	26.47	22.82	29.96	29.53	34.89	31.16	28.83	26.23	26.65	18.07	18.64	23.27	31.92	22.55	120.26	52.71	42.10	17.62	17.40
WPS	19.39	-1.45	-0.11	17.70	17.09	13.72	16.08	15.33	30.61	38.18	33.61	30.98	27.80	28.30	19.31	20.01	24.93	33.96	24.06	129.17	56.04	44.70	18.80	18.62
Forecasted(GW)	58.0	55.8	54.4	53.6	53.2	53.5	54.8	55.7	56.7	58.1	58.3	58.1	57.7	57.2	56.6	56.0	56.0	58.1	61.6	65.3	63.8	63.0	60.8	58.8
(RT) - (DA Load)	-1.06	-1.60	-1.38	-1.24	-0.91	-1.52	-0.63	-1.02	-0.62	0.21	0.21	0.84	0.92	0.76	0.61	0.41	0.10	0.99	0.86	0.67	2.51	2.11	0.30	-1.42



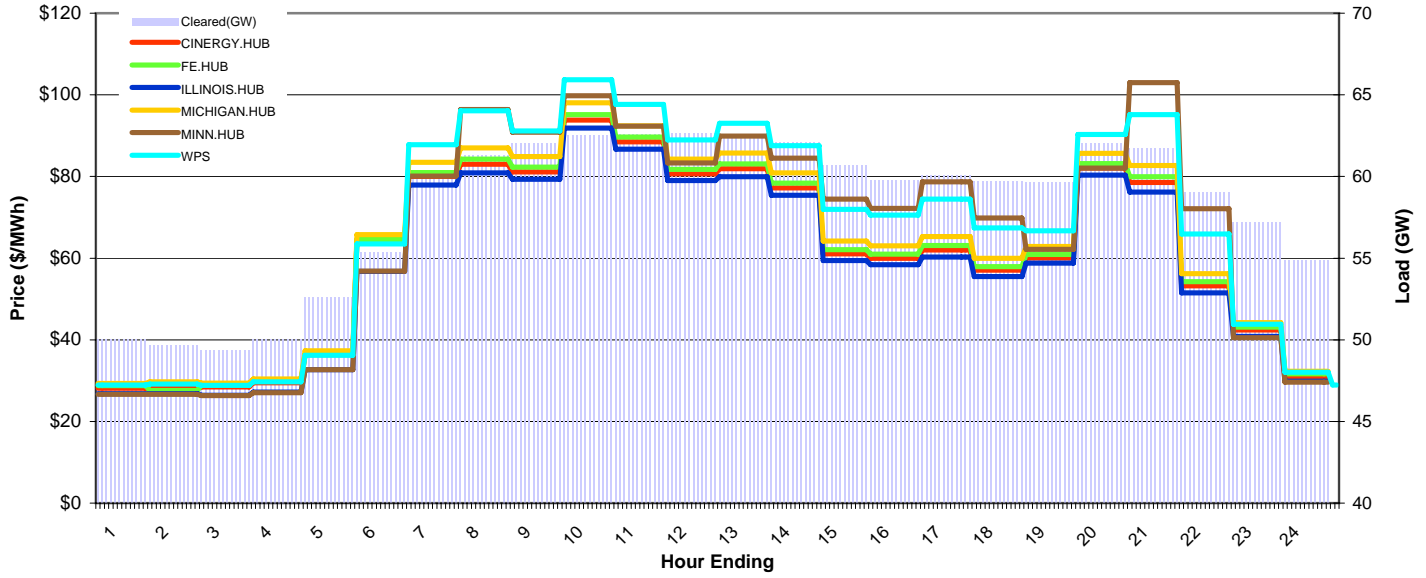
MISO Daily Report

Delivery Day: Monday, April 7, 2008

Price Color Codes: ≤0 ≥100 ≥200

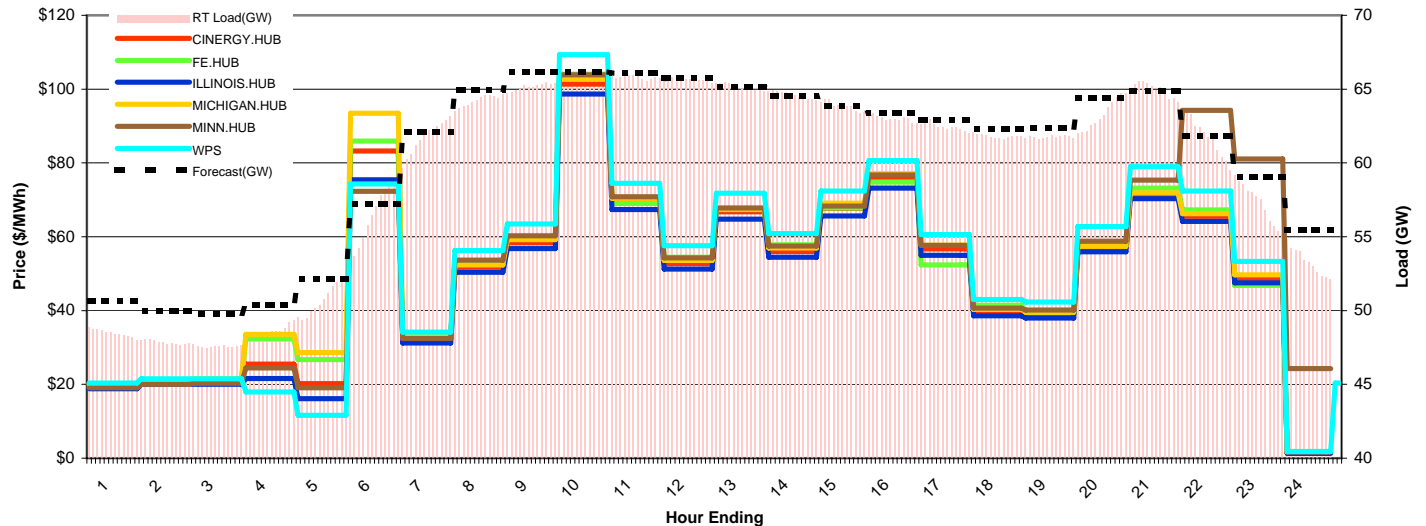
Day-Ahead Prices and Cleared Load

	HE1	HE2	HE3	HE4	HE5	HE6	HE7	HE8	HE9	HE10	HE11	HE12	HE13	HE14	HE15	HE16	HE17	HE18	HE19	HE20	HE21	HE22	HE23	HE24
CINERGY.HUB	28.16	28.72	28.46	29.47	36.39	64.47	80.00	82.98	81.10	93.82	88.46	80.65	81.89	77.23	61.05	60.00	62.01	57.05	60.06	82.03	78.55	53.22	42.38	30.97
FE.HUB	28.73	27.60	28.86	29.84	36.63	64.59	80.95	84.28	82.26	95.12	89.66	81.74	83.10	78.36	62.04	60.97	63.07	57.94	60.87	83.13	79.92	54.20	43.11	31.70
ILLINOIS.HUB	26.81	26.82	26.43	27.16	32.71	56.74	77.88	80.88	79.31	91.89	86.65	79.01	79.98	75.44	59.41	58.40	60.25	55.50	58.79	80.36	76.21	51.51	40.85	29.85
MICHIGAN.HUB	29.29	29.71	29.41	30.40	37.32	65.78	83.44	87.02	84.86	98.02	92.41	84.28	85.75	80.86	64.17	63.05	65.27	60.00	62.84	85.68	82.69	56.20	44.22	32.31
MINN.HUB	26.62	26.67	26.30	27.06	32.69	56.84	80.14	96.38	90.81	99.77	92.30	83.28	89.90	84.46	74.45	72.21	78.70	69.84	62.13	82.09	103.02	72.14	40.53	29.62
WPS	28.90	29.15	28.81	29.71	36.22	63.51	87.75	96.11	91.17	103.72	97.65	88.97	93.01	87.57	71.98	70.52	74.48	67.44	66.67	90.26	95.15	65.93	43.83	32.04
Cleared(GW)	50.0	49.7	49.4	50.0	52.6	55.3	59.9	61.3	62.0	62.5	62.6	62.6	62.4	62.1	60.6	59.8	60.0	59.7	59.6	62.0	61.7	59.0	57.2	54.8



Preliminary Real-Time Prices with Forecasted and Actual System Load

	HE1	HE2	HE3	HE4	HE5	HE6	HE7	HE8	HE9	HE10	HE11	HE12	HE13	HE14	HE15	HE16	HE17	HE18	HE19	HE20	HE21	HE22	HE23	HE24
CINERGY.HUB	19.55	20.75	20.83	25.49	20.22	83.22	32.40	51.76	58.35	101.34	69.31	52.76	66.77	56.04	67.72	75.56	56.69	39.76	39.08	57.06	71.55	65.51	48.75	1.51
FE.HUB	20.10	21.32	21.43	32.33	26.73	85.95	33.30	53.05	59.86	104.07	69.01	54.44	67.39	57.79	67.77	74.80	52.39	41.47	39.46	58.46	73.19	67.24	46.85	1.82
ILLINOIS.HUB	18.82	19.99	20.05	21.58	16.17	75.47	31.22	50.39	56.83	98.71	67.41	51.28	64.73	54.41	65.60	73.20	54.98	38.60	38.00	55.96	70.34	64.20	47.51	1.29
MICHIGAN.HUB	20.07	21.28	21.42	33.57	28.64	93.51	32.96	52.37	59.22	102.73	70.43	53.62	67.57	56.98	69.13	77.04	57.73	40.31	39.52	57.44	71.90	66.22	49.70	1.75
MINN.HUB	19.08	20.07	20.27	24.46	19.07	72.30	32.39	53.65	60.27	103.89	70.87	54.28	67.80	57.51	68.29	76.72	57.66	40.68	40.18	58.78	75.34	94.23	81.11	24.26
WPS	20.36	21.49	21.53	17.97	11.58	74.34	34.19	56.31	63.46	109.34	74.49	57.54	71.82	60.83	72.38	80.65	60.59	42.99	42.30	62.74	79.02	72.43	53.35	1.85
Forecasted(GW)	58.0	55.8	54.4	53.6	53.2	53.5	54.8	55.7	56.7	58.1	58.3	58.1	57.7	57.2	56.6	56.0	56.0	58.1	61.6	65.3	63.8	63.0	60.8	58.8
(RT) - (DA Load)	-1.57	-1.84	-1.79	-1.56	-1.82	1.13	1.88	2.88	3.08	3.16	3.21	3.07	2.68	2.50	3.20	3.25	2.42	2.12	2.15	1.26	3.28	2.81	0.07	-1.54



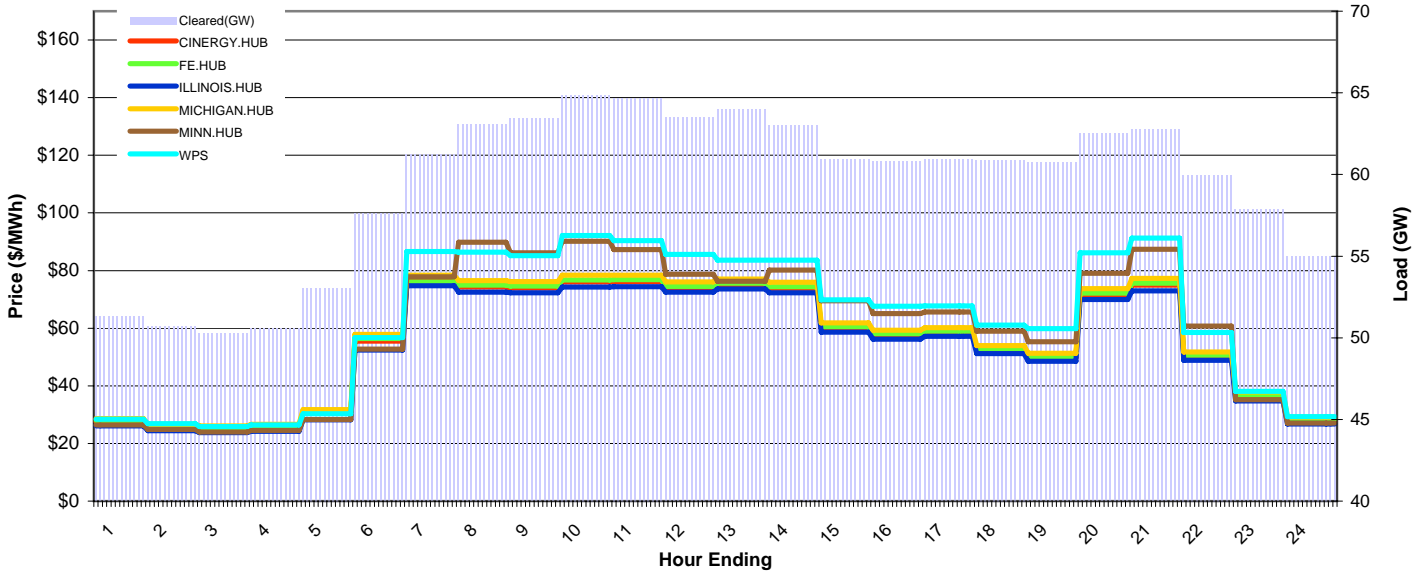
MISO Daily Report

Delivery Day: Tuesday, April 8, 2008

Price Color Codes: ≤0 ≥100 ≥200

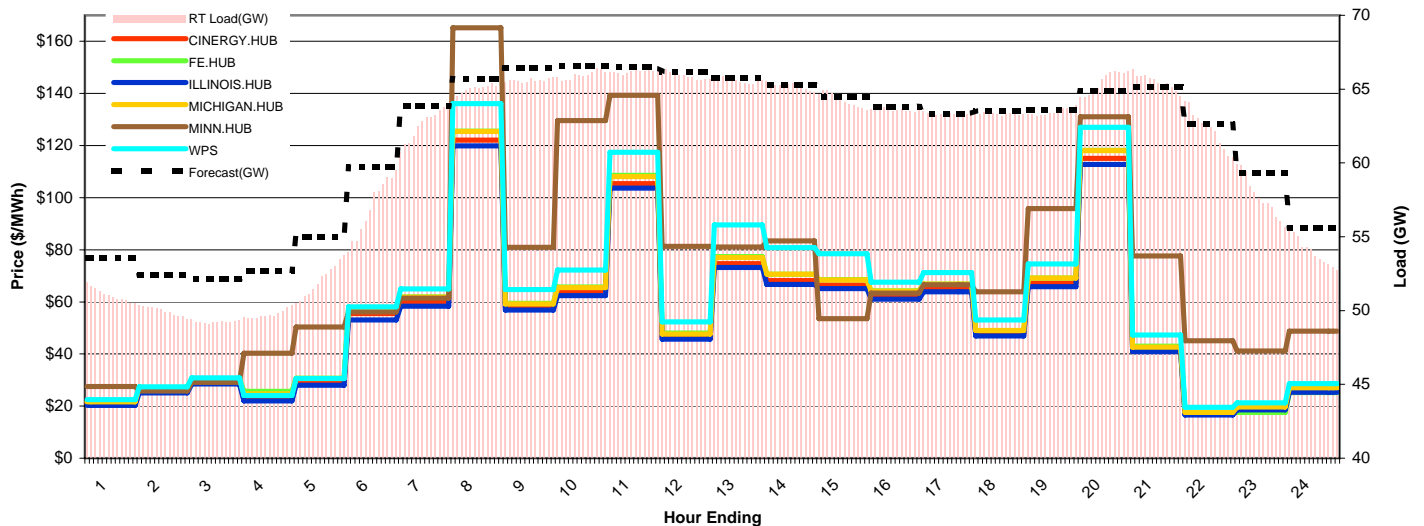
Day-Ahead Prices and Cleared Load

	HE1	HE2	HE3	HE4	HE5	HE6	HE7	HE8	HE9	HE10	HE11	HE12	HE13	HE14	HE15	HE16	HE17	HE18	HE19	HE20	HE21	HE22	HE23	HE24
CINERGY.HUB	27.44	25.62	25.00	25.59	30.52	55.47	76.36	74.30	73.98	76.07	76.17	74.02	75.09	73.88	60.01	57.54	58.44	52.43	49.75	71.62	74.90	50.15	36.27	27.90
FE.HUB	27.93	26.07	25.44	26.05	31.01	56.46	76.09	74.97	74.61	76.76	76.81	74.56	75.61	74.45	60.53	58.03	58.96	52.90	50.23	72.22	75.57	50.62	36.91	28.39
ILLINOIS.HUB	26.10	24.48	23.75	24.26	28.25	52.38	74.73	72.47	72.28	74.24	74.42	72.48	73.66	72.31	58.58	56.19	57.15	51.21	48.57	69.95	73.00	48.89	34.71	26.72
MICHIGAN.HUB	28.61	26.70	26.06	26.68	31.77	57.83	78.43	76.55	76.15	78.43	78.43	76.07	77.08	75.94	61.80	59.25	60.15	53.97	51.25	73.77	77.23	51.69	37.81	29.09
MINN.HUB	26.41	24.84	24.02	24.50	28.29	52.77	77.88	89.85	86.21	90.19	87.31	78.74	76.33	80.14	69.56	65.06	65.66	59.00	55.27	79.07	87.40	60.79	35.24	27.11
WPS	28.47	26.82	25.89	26.38	30.35	56.76	86.66	86.34	85.16	92.11	90.41	85.66	83.61	83.63	69.84	67.61	67.78	61.10	59.87	86.21	91.26	58.52	38.08	29.29
Cleared(GW)	51.3	50.7	50.3	50.6	53.0	57.6	61.2	63.0	63.4	64.9	64.7	63.5	64.0	63.0	60.9	60.8	60.9	60.9	60.7	62.5	62.7	60.0	57.9	55.0



Preliminary Real-Time Prices with Forecasted and Actual System Load

	HE1	HE2	HE3	HE4	HE5	HE6	HE7	HE8	HE9	HE10	HE11	HE12	HE13	HE14	HE15	HE16	HE17	HE18	HE19	HE20	HE21	HE22	HE23	HE24
CINERGY.HUB	21.01	26.02	29.50	22.87	29.30	55.46	60.19	122.04	57.68	63.60	105.36	46.51	74.69	68.20	66.48	62.34	65.02	47.77	67.18	115.05	41.75	17.05	19.09	26.30
FE.HUB	21.77	27.13	30.62	25.66	30.76	57.41	61.86	125.54	59.41	65.74	108.54	48.04	77.33	70.62	68.51	64.18	66.85	49.07	69.19	118.16	42.96	17.68	17.57	25.21
ILLINOIS.HUB	20.25	25.11	28.45	21.96	27.97	53.11	58.37	119.90	56.83	62.44	103.72	45.68	73.18	66.72	65.09	61.05	63.85	46.94	65.78	112.77	40.89	16.63	18.54	25.25
MICHIGAN.HUB	21.63	26.85	30.54	24.64	30.58	57.08	61.75	125.42	59.25	65.53	108.15	47.72	77.01	70.69	68.46	64.12	66.76	48.98	69.15	117.99	42.63	17.53	19.61	27.07
MINN.HUB	27.55	25.78	29.05	40.34	50.37	56.16	61.47	165.26	80.93	129.61	139.25	81.30	81.13	83.40	53.58	63.38	66.62	63.91	95.86	131.10	77.60	45.05	41.10	48.80
WPS	22.42	27.33	30.86	24.04	30.62	58.13	64.96	136.07	64.68	72.19	117.41	52.38	89.58	80.77	78.50	67.53	71.24	53.11	74.53	127.04	47.24	19.49	21.24	28.57
Forecasted(GW)	58.0	55.8	54.4	53.6	53.2	53.5	54.8	55.7	56.7	58.1	58.3	58.1	57.7	57.2	56.6	56.0	56.0	58.1	61.6	65.3	63.8	63.0	60.8	58.8
(RT) - (DA Load)	-0.26	-0.75	-1.07	-0.84	-1.03	-0.63	1.38	1.93	2.16	1.07	1.50	2.39	1.62	2.18	3.33	2.76	2.44	2.43	2.73	2.98	2.74	2.31	-0.14	-1.05



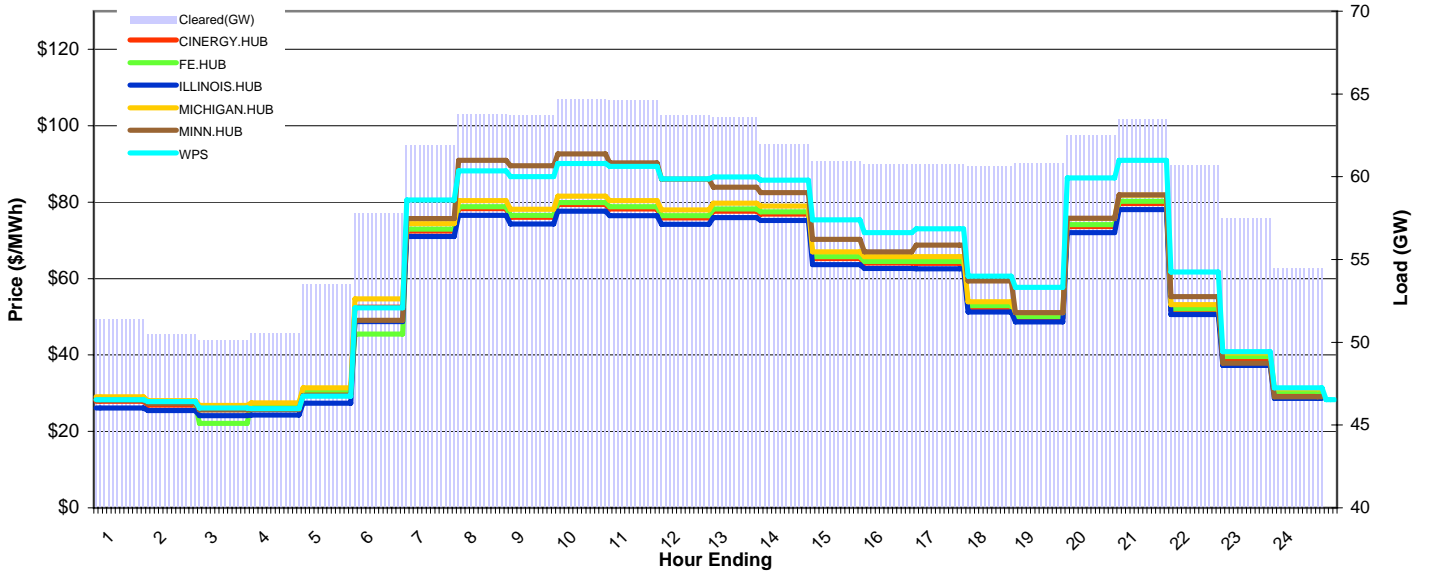
MISO Daily Report

Delivery Day: Wednesday, April 9, 2008

Price Color Codes: <=0 >=100 >=200

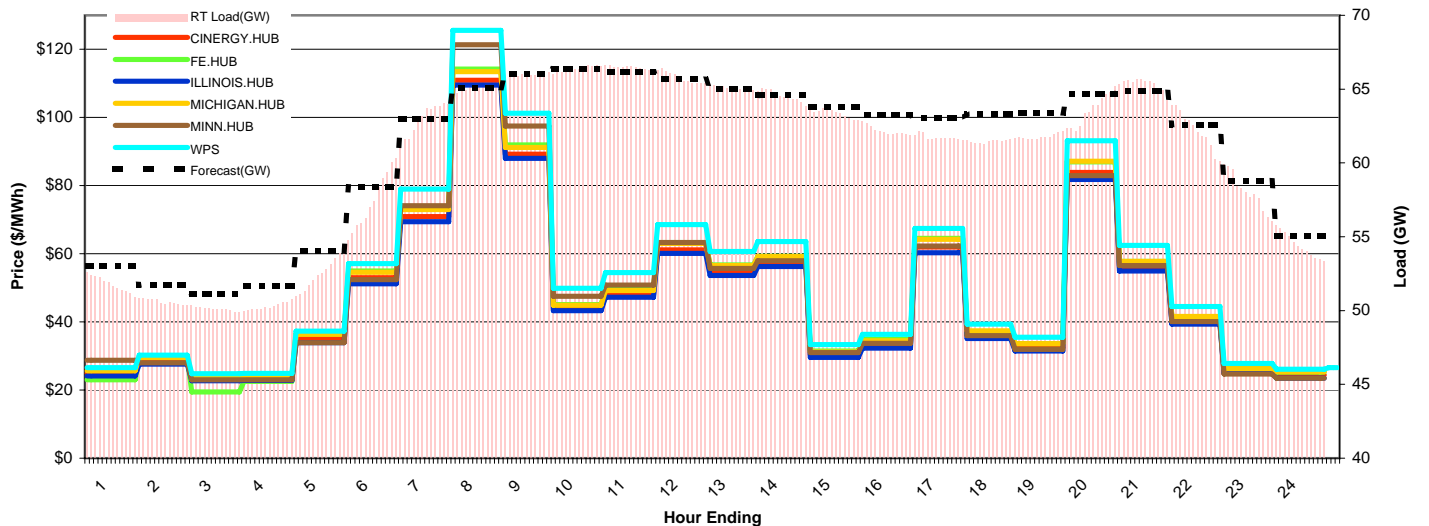
Day-Ahead Prices and Cleared Load

	HE1	HE2	HE3	HE4	HE5	HE6	HE7	HE8	HE9	HE10	HE11	HE12	HE13	HE14	HE15	HE16	HE17	HE18	HE19	HE20	HE21	HE22	HE23	HE24
CINERGY.HUB	27.91	26.89	25.74	26.32	30.09	52.54	72.45	78.31	76.02	79.38	78.27	75.92	77.67	76.92	65.21	64.04	64.00	52.42	49.70	73.62	79.66	51.73	38.95	29.92
FE.HUB	28.40	27.37	22.10	27.24	30.80	45.52	72.94	78.86	76.57	79.95	78.84	76.46	78.21	77.45	65.72	64.49	64.49	52.90	50.06	74.16	80.23	52.13	39.63	30.45
ILLINOIS.HUB	26.11	25.50	24.12	24.25	27.42	48.71	71.05	76.55	74.27	77.64	76.48	74.20	75.97	75.24	63.68	62.63	62.53	51.27	48.67	72.05	78.05	50.59	37.30	28.66
MICHIGAN.HUB	29.10	28.04	26.81	27.46	31.37	54.71	74.35	80.44	78.13	81.57	80.44	78.00	79.74	78.97	67.03	65.75	65.77	53.93	51.08	75.69	81.83	53.22	40.58	31.18
MINN.HUB	28.12	27.32	25.60	25.68	29.36	49.12	75.70	90.97	89.52	92.64	90.26	86.02	83.92	82.47	70.25	67.01	68.75	59.39	51.06	75.84	81.89	55.29	37.86	29.09
WPS	28.31	27.85	26.12	26.00	29.24	52.39	80.57	88.22	86.72	90.15	89.39	86.14	86.60	85.74	75.37	72.00	73.04	60.61	57.73	86.37	90.99	61.70	40.86	31.40
Cleared(GW)	51.4	50.5	50.1	50.6	53.5	57.8	61.9	63.8	63.7	64.7	64.7	63.7	63.6	61.9	61.0	60.8	60.7	60.6	60.8	62.5	63.5	60.7	57.5	54.5



Preliminary Real-Time Prices with Forecasted and Actual System Load

	HE1	HE2	HE3	HE4	HE5	HE6	HE7	HE8	HE9	HE10	HE11	HE12	HE13	HE14	HE15	HE16	HE17	HE18	HE19	HE20	HE21	HE22	HE23	HE24
CINERGY.HUB	25.00	28.67	23.52	23.60	35.20	52.94	70.94	110.89	89.28	43.75	47.89	61.14	54.69	57.31	30.34	33.47	61.97	36.00	32.38	83.92	55.97	40.15	25.50	24.38
FE.HUB	23.02	29.61	19.41	22.57	36.54	54.97	73.26	114.26	91.95	45.13	49.51	63.31	56.69	59.27	31.50	34.89	64.50	36.45	33.60	86.94	57.80	41.41	26.28	25.26
ILLINOIS.HUB	24.10	27.59	22.69	22.83	33.94	51.15	69.41	109.56	87.98	43.29	47.23	60.11	53.64	56.22	29.62	32.28	60.34	35.09	31.47	81.79	54.91	39.39	24.87	23.51
MICHIGAN.HUB	25.61	29.45	24.18	24.37	36.38	54.60	72.97	113.51	91.25	44.93	49.26	63.07	56.58	59.18	31.19	34.45	64.21	37.34	33.61	87.16	57.75	41.60	26.30	25.36
MINN.HUB	28.75	27.97	22.98	23.01	33.90	52.44	74.08	121.33	97.48	47.50	50.81	63.27	55.66	57.96	30.99	33.75	62.31	35.93	31.92	82.97	56.54	40.14	24.72	23.51
WPS	26.56	30.26	24.76	24.91	37.30	57.15	78.99	125.55	101.25	49.91	54.48	68.59	60.66	63.56	33.35	36.40	67.49	39.34	35.55	93.17	62.45	44.55	27.78	26.10
Forecasted(GW)	58.0	55.8	54.4	53.6	53.2	53.5	54.8	55.7	56.7	58.1	58.3	58.1	57.7	57.2	56.6	56.0	56.0	58.1	61.6	65.3	63.8	63.0	60.8	58.8
(RT) - (DA Load)	0.41	0.10	-0.04	-0.29	-1.05	-0.33	1.07	1.40	2.20	1.66	1.82	2.04	1.52	2.61	2.41	1.38	0.99	0.85	0.97	1.09	1.83	1.57	0.50	-0.07



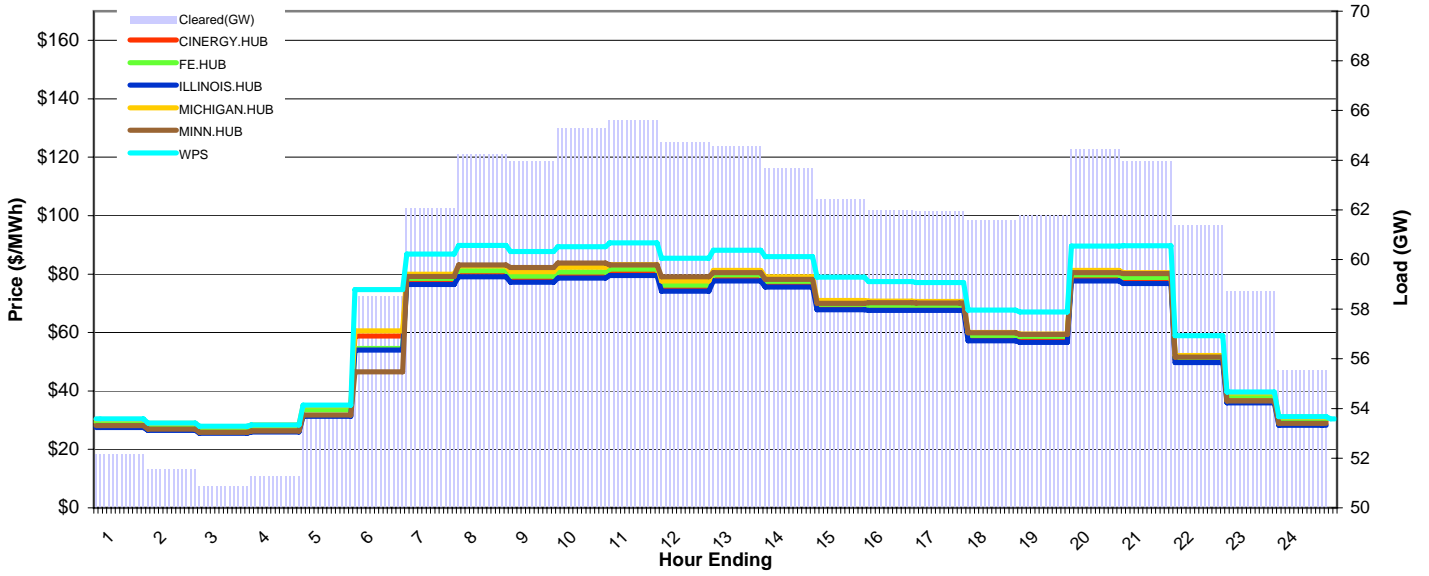
MISO Daily Report

Delivery Day: Thursday, April 10, 2008

Price Color Codes: ≤0 ≥100 ≥200

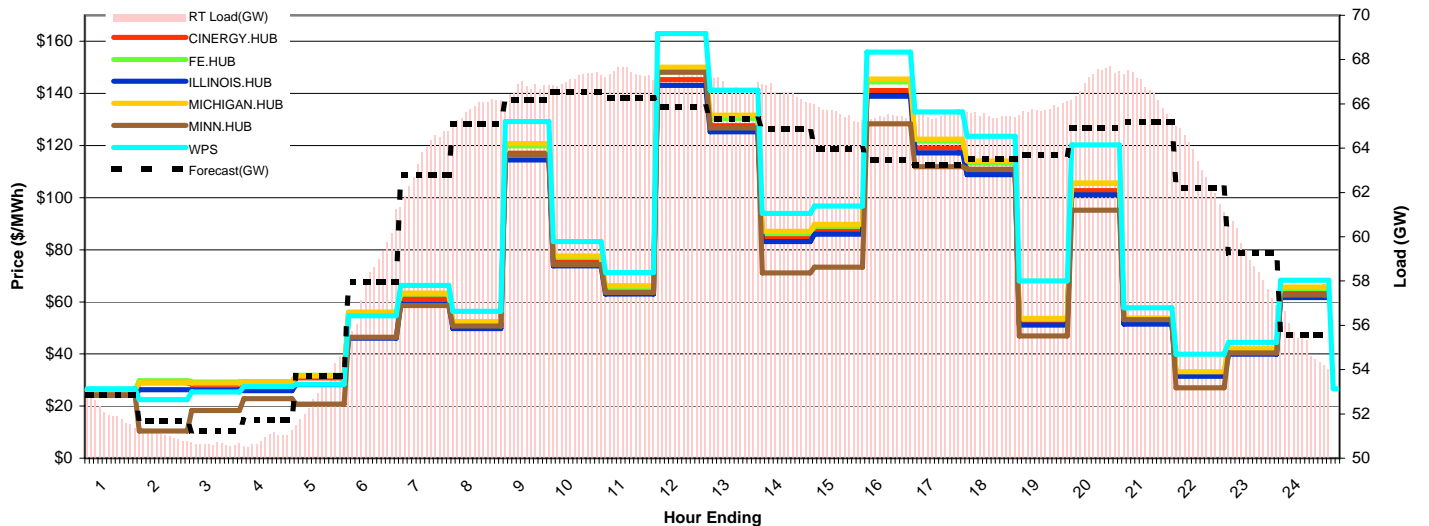
Day-Ahead Prices and Cleared Load

	HE1	HE2	HE3	HE4	HE5	HE6	HE7	HE8	HE9	HE10	HE11	HE12	HE13	HE14	HE15	HE16	HE17	HE18	HE19	HE20	HE21	HE22	HE23	HE24
CINERGY.HUB	28.97	27.68	26.63	27.07	33.86	58.77	77.95	80.66	78.77	80.19	81.14	75.67	79.16	77.05	69.14	68.90	68.86	58.35	57.79	79.21	78.36	50.75	37.67	29.74
FE.HUB	29.47	28.29	27.44	28.00	33.51	54.60	78.49	81.21	79.31	80.74	81.70	76.20	79.70	77.58	69.63	69.38	69.34	58.99	58.67	79.76	78.92	51.13	38.35	30.39
ILLINOIS.HUB	27.53	26.50	25.49	25.91	31.29	53.97	76.46	79.11	77.26	78.65	79.57	74.17	77.65	75.58	67.78	67.56	67.53	57.13	56.59	77.66	76.77	49.71	35.93	28.26
MICHIGAN.HUB	30.28	28.93	27.85	28.32	34.99	60.56	80.01	82.79	80.86	82.32	83.29	77.71	81.25	79.09	71.00	70.74	70.69	59.99	59.44	81.33	80.50	52.13	39.27	31.02
MINN.HUB	28.16	26.91	25.88	26.31	31.72	46.55	79.22	83.10	82.31	83.84	83.12	79.13	80.47	78.22	70.03	70.20	70.10	59.96	59.37	80.51	80.22	51.61	36.55	28.90
WPS	30.41	29.05	27.94	28.41	35.11	74.66	86.82	89.84	87.76	89.35	90.73	85.48	88.14	85.99	78.97	77.42	77.09	67.75	67.04	89.60	89.69	58.95	39.64	31.23
Cleared(GW)	52.2	51.5	50.9	51.3	53.8	58.5	62.1	64.2	63.9	65.3	65.6	64.7	64.6	63.7	62.4	62.0	62.0	61.6	61.8	64.4	63.9	61.4	58.7	55.5



Preliminary Real-Time Prices with Forecasted and Actual System Load

	HE1	HE2	HE3	HE4	HE5	HE6	HE7	HE8	HE9	HE10	HE11	HE12	HE13	HE14	HE15	HE16	HE17	HE18	HE19	HE20	HE21	HE22	HE23	HE24
CINERGY.HUB	25.19	29.00	28.35	28.40	30.84	55.09	61.11	50.89	117.03	75.29	64.16	145.29	127.57	84.40	87.17	141.17	119.02	110.51	51.91	102.68	52.24	32.02	40.72	63.20
FE.HUB	26.07	29.76	29.27	29.30	31.82	56.06	63.07	52.38	119.85	77.25	65.65	148.50	130.47	86.21	89.10	144.43	121.75	113.23	53.28	105.46	53.51	32.81	41.73	65.16
ILLINOIS.HUB	24.19	26.30	26.33	25.95	28.23	46.04	59.15	49.76	114.50	73.80	63.03	143.05	125.27	83.17	86.03	138.96	117.17	108.85	51.07	101.11	51.42	31.47	39.86	61.62
MICHIGAN.HUB	26.13	29.04	28.88	29.14	31.55	56.03	63.40	52.41	120.75	77.62	66.25	150.07	131.64	87.10	89.79	145.51	122.46	114.08	53.73	105.65	53.83	33.15	41.98	65.67
MINN.HUB	24.32	10.46	18.26	22.85	20.73	46.49	58.60	50.72	116.47	74.29	63.59	148.17	126.75	71.10	73.29	128.31	111.94	110.96	46.95	95.25	53.13	27.03	40.42	62.67
WPS	26.65	22.46	25.46	27.49	28.31	54.62	66.33	56.43	129.27	83.18	71.23	162.98	141.29	93.94	96.77	155.83	132.91	123.56	68.09	120.24	57.70	39.92	44.51	68.29
Forecasted(GW)	58.0	55.8	54.4	53.6	53.2	53.5	54.8	55.7	56.7	58.1	58.3	58.1	57.7	57.2	56.6	56.0	56.0	58.1	61.6	65.3	63.8	63.0	60.8	58.8
(RT) - (DA Load)	-0.08	-0.48	-0.25	-0.37	-0.72	-0.33	1.44	1.58	2.74	1.88	1.80	2.55	2.24	2.79	3.15	3.41	3.58	3.89	3.99	2.72	2.65	1.85	0.18	-0.28



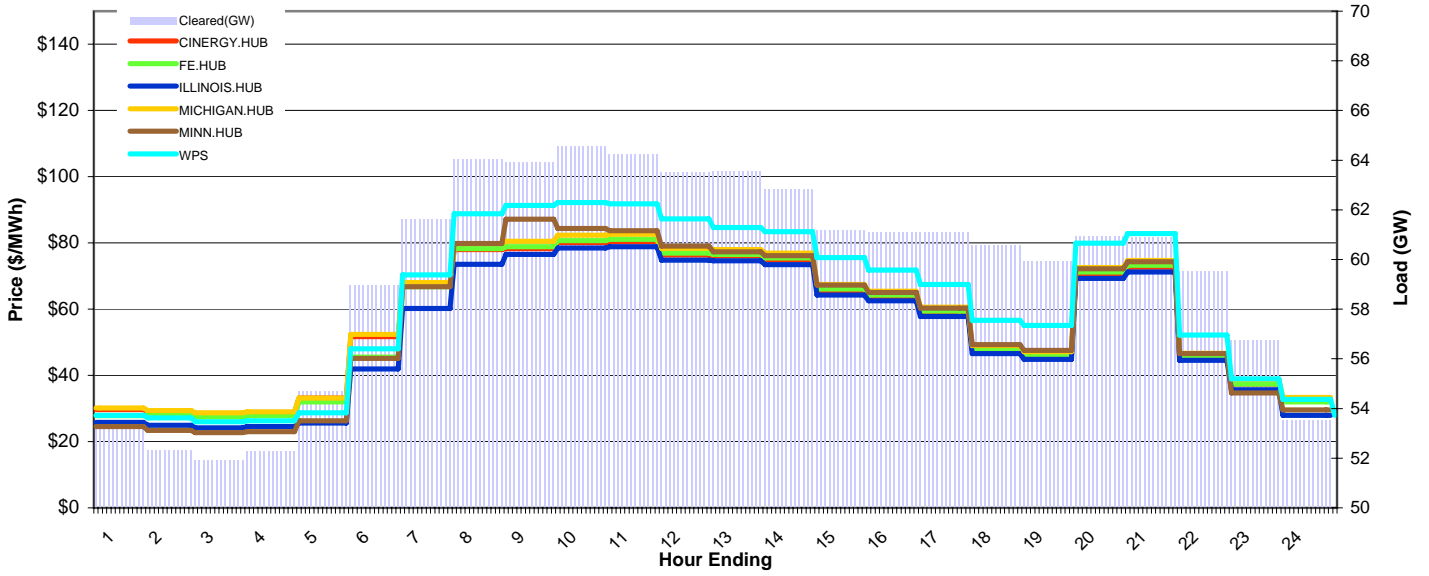
MISO Daily Report

Delivery Day: Friday, April 11, 2008

Price Color Codes: ≤0 ≥100 ≥200

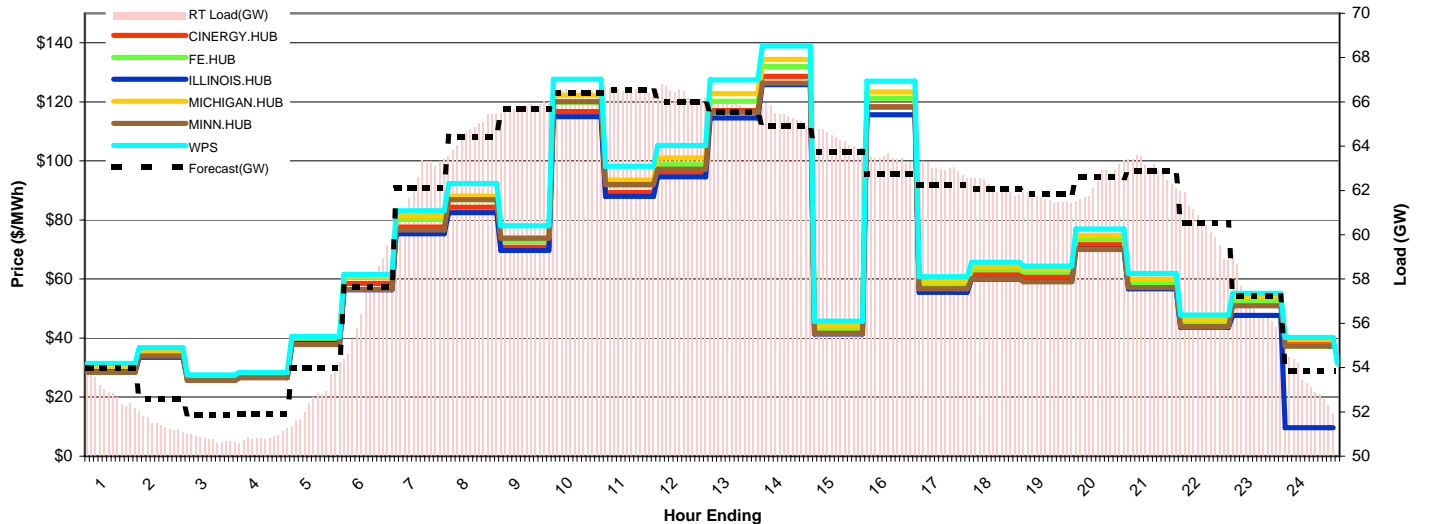
Day-Ahead Prices and Cleared Load

	HE1	HE2	HE3	HE4	HE5	HE6	HE7	HE8	HE9	HE10	HE11	HE12	HE13	HE14	HE15	HE16	HE17	HE18	HE19	HE20	HE21	HE22	HE23	HE24
CINERGY.HUB	29.71	29.09	28.46	28.66	33.15	51.75	67.08	78.04	78.30	80.09	80.45	76.33	76.03	74.91	65.63	63.77	58.96	47.64	45.87	70.72	72.72	45.45	37.40	32.65
FE.HUB	27.83	28.19	27.47	27.82	31.98	45.57	66.82	78.25	78.91	80.71	81.06	76.91	76.58	75.46	66.13	64.24	59.41	48.02	46.24	71.25	73.27	45.80	37.40	32.00
ILLINOIS.HUB	25.76	24.98	24.17	24.52	25.60	41.99	60.18	73.58	76.58	78.44	78.83	74.79	74.57	73.48	64.28	62.52	57.77	46.60	44.85	69.33	71.27	44.53	35.64	27.89
MICHIGAN.HUB	30.13	29.39	28.73	28.98	33.13	52.38	68.08	79.81	80.51	82.30	82.65	78.41	78.04	76.89	67.44	65.47	60.57	49.00	47.20	72.62	74.70	46.70	38.76	33.30
MINN.HUB	24.55	23.38	22.72	23.05	26.27	45.12	66.78	79.80	87.17	84.35	83.68	79.06	77.28	76.15	67.29	65.01	60.35	49.25	47.53	72.16	74.36	46.56	34.70	29.56
WPS	27.91	27.18	26.00	26.28	28.68	48.06	70.35	88.87	91.36	92.23	91.81	87.23	84.65	83.41	75.62	71.83	67.47	56.66	55.04	79.94	82.87	52.17	38.92	32.75
Cleared(GW)	53.4	52.3	51.9	52.3	54.7	59.0	61.6	64.0	63.9	64.6	64.3	63.5	63.5	62.8	61.2	61.1	61.1	60.6	59.9	60.9	60.9	59.5	56.7	53.5



Preliminary Real-Time Prices with Forecasted and Actual System Load

	HE1	HE2	HE3	HE4	HE5	HE6	HE7	HE8	HE9	HE10	HE11	HE12	HE13	HE14	HE15	HE16	HE17	HE18	HE19	HE20	HE21	HE22	HE23	HE24
CINERGY.HUB	29.43	34.52	25.81	26.91	38.41	58.50	77.63	84.30	70.77	116.76	89.33	96.19	117.03	128.62	42.27	118.37	56.87	61.44	60.67	71.64	57.72	44.56	52.42	38.26
FE.HUB	30.30	35.52	26.58	27.76	39.74	60.58	80.22	86.86	72.70	119.82	91.66	98.71	120.20	132.03	43.38	121.25	58.26	63.20	62.42	73.43	58.87	45.41	52.30	37.31
ILLINOIS.HUB	28.61	33.52	26.84	27.50	38.27	56.35	75.33	82.52	69.71	115.00	88.02	94.62	114.57	125.85	41.37	115.69	55.52	59.96	59.17	70.11	56.65	43.67	47.65	9.63
MICHIGAN.HUB	30.47	35.80	26.79	28.01	40.14	60.95	81.32	88.06	74.02	122.25	93.58	101.00	122.77	134.43	44.09	123.37	59.04	64.22	63.31	74.70	59.97	46.19	53.94	39.43
MINN.HUB	28.35	33.91	25.66	26.59	37.83	56.47	76.58	86.92	73.77	120.04	92.06	97.17	116.48	126.41	41.56	118.23	56.70	60.01	59.10	70.04	57.17	43.94	50.92	37.25
WPS	31.38	36.76	27.51	28.40	40.57	61.59	83.17	92.36	78.01	127.72	98.23	105.27	127.46	138.96	45.78	127.04	60.79	65.66	64.36	76.93	61.90	47.75	55.18	40.17
Forecasted(GW)	58.0	55.8	54.4	53.6	53.2	53.5	54.8	55.7	56.7	58.1	58.3	58.1	57.7	57.2	56.6	56.0	56.0	58.1	61.6	65.3	63.8	63.0	60.8	58.8
(RT) - (DA Load)	-0.48	-0.87	-1.13	-1.43	-2.03	-1.72	0.71	0.69	1.86	1.87	2.28	2.84	2.30	2.57	3.17	2.36	1.89	1.59	1.69	1.48	2.11	0.93	0.13	-0.18



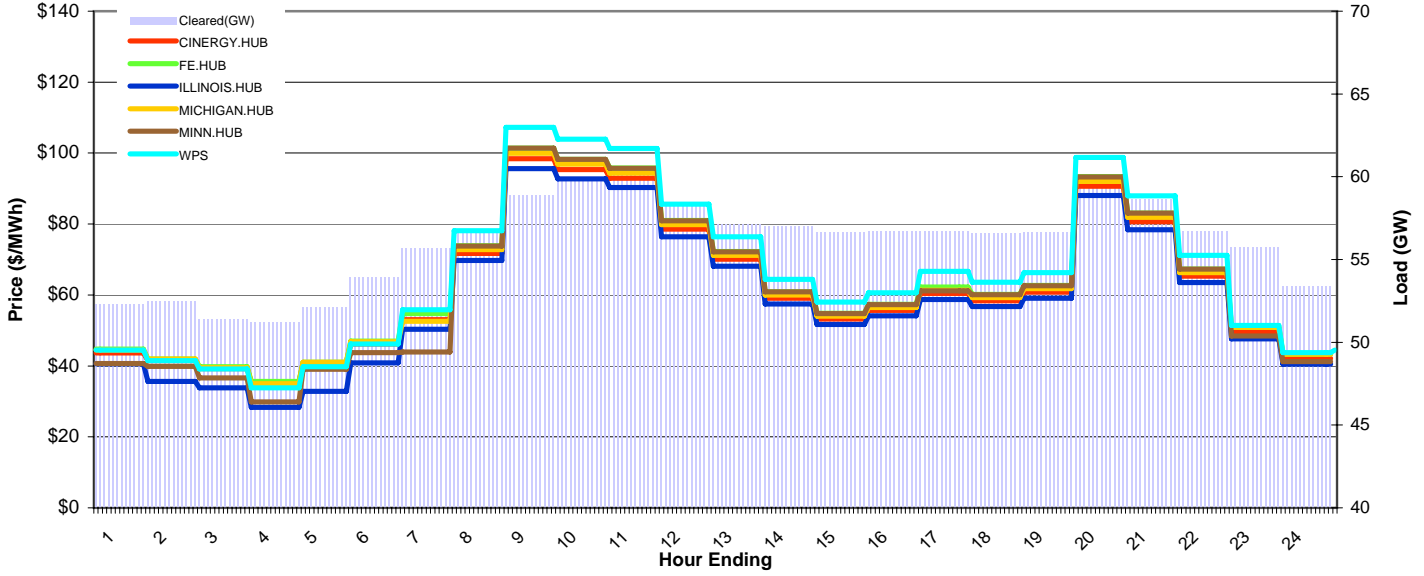
MISO Daily Report

Delivery Day: Saturday, April 12, 2008

Price Color Codes: ≤0 ≥100 ≥200

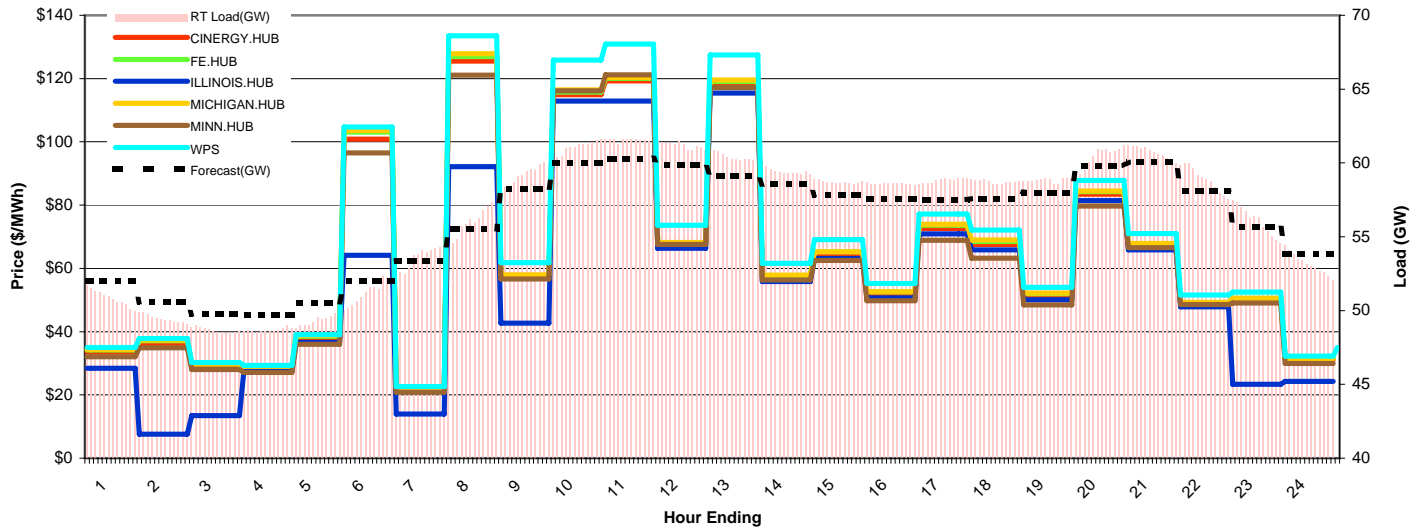
Day-Ahead Prices and Cleared Load

	HE1	HE2	HE3	HE4	HE5	HE6	HE7	HE8	HE9	HE10	HE11	HE12	HE13	HE14	HE15	HE16	HE17	HE18	HE19	HE20	HE21	HE22	HE23	HE24
CINERGY.HUB	43.70	41.45	39.24	35.41	40.93	46.19	53.01	71.71	98.43	95.38	92.95	78.60	70.12	59.11	53.23	55.64	60.42	58.39	60.83	90.62	80.68	65.33	49.51	42.13
FE.HUB	44.78	41.97	39.78	35.65	41.08	46.98	54.76	73.88	101.42	98.27	95.77	80.98	72.25	60.90	54.84	57.33	62.25	60.16	62.67	93.36	83.12	67.31	50.92	43.34
ILLINOIS.HUB	40.63	35.64	33.81	28.30	32.80	40.83	50.38	69.69	95.66	92.70	90.33	76.39	68.15	57.44	51.73	54.08	58.72	56.75	59.12	88.07	78.41	63.50	47.64	40.53
MICHIGAN.HUB	44.45	41.91	39.55	35.02	41.03	46.79	52.58	72.81	99.95	96.85	94.38	79.81	71.20	60.02	54.05	56.50	61.35	59.29	61.76	92.01	81.92	66.34	50.85	43.28
MINN.HUB	40.70	39.90	36.64	29.85	39.05	43.73	43.91	73.83	101.35	98.21	95.70	80.92	72.20	60.86	54.80	57.29	61.16	60.12	62.63	93.30	83.07	67.27	48.40	41.19
WPS	44.43	41.52	39.12	33.78	39.82	46.18	55.80	78.14	107.27	103.94	101.29	85.65	76.41	64.41	58.00	60.64	66.64	63.63	66.28	98.75	87.92	71.20	51.43	43.78
Cleared(GW)	52.3	52.4	51.4	51.2	52.1	53.9	55.7	56.7	58.9	60.0	60.1	58.4	57.1	57.0	56.7	56.7	56.7	56.6	56.7	59.3	58.6	56.7	55.7	53.4



Preliminary Real-Time Prices with Forecasted and Actual System Load

	HE1	HE2	HE3	HE4	HE5	HE6	HE7	HE8	HE9	HE10	HE11	HE12	HE13	HE14	HE15	HE16	HE17	HE18	HE19	HE20	HE21	HE22	HE23	HE24
CINERGY.HUB	33.56	36.30	29.22	28.39	37.84	100.84	21.49	125.57	57.13	114.90	119.27	67.65	118.02	57.13	64.51	51.90	72.64	67.56	51.43	83.43	67.22	48.83	50.13	31.09
FE.HUB	34.18	37.16	29.80	29.00	38.58	103.06	21.80	127.00	57.57	115.71	120.05	68.17	119.04	57.75	65.20	52.60	73.63	68.47	52.01	84.29	67.61	49.20	50.62	31.61
ILLINOIS.HUB	28.44	7.61	13.48	27.58	36.62	64.18	13.92	92.18	42.71	112.86	112.88	66.32	115.41	55.88	63.11	50.65	70.87	65.84	50.08	81.45	65.89	47.84	23.41	24.28
MICHIGAN.HUB	34.36	37.31	29.86	29.08	38.70	103.59	21.89	127.84	57.94	116.48	120.36	68.17	119.53	57.83	65.24	52.57	73.93	68.95	52.17	84.50	67.92	49.25	50.49	31.44
MINN.HUB	32.04	34.85	28.03	27.06	35.98	96.50	20.87	121.05	56.62	116.16	121.16	67.59	117.17	56.31	62.55	49.81	68.91	63.18	48.45	79.68	66.61	48.52	49.09	29.96
WPS	35.02	37.87	30.26	29.33	39.00	104.69	22.70	133.48	61.79	125.85	130.86	73.68	127.42	61.57	69.04	55.20	77.17	72.09	54.03	87.76	71.05	51.59	52.52	32.26
Forecasted(GW)	58.0	55.8	54.4	53.6	53.2	53.5	54.8	55.7	56.7	58.1	58.3	58.1	57.7	57.2	56.6	56.0	56.0	58.1	61.6	65.3	63.8	63.0	60.8	58.8
(RT) - (DA Load)	-1.42	-3.00	-2.74	-2.55	-2.75	-2.69	-2.09	-0.61	0.27	1.05	1.46	2.75	3.22	2.42	2.04	1.86	2.12	2.13	2.16	1.10	2.08	2.20	0.35	-0.22



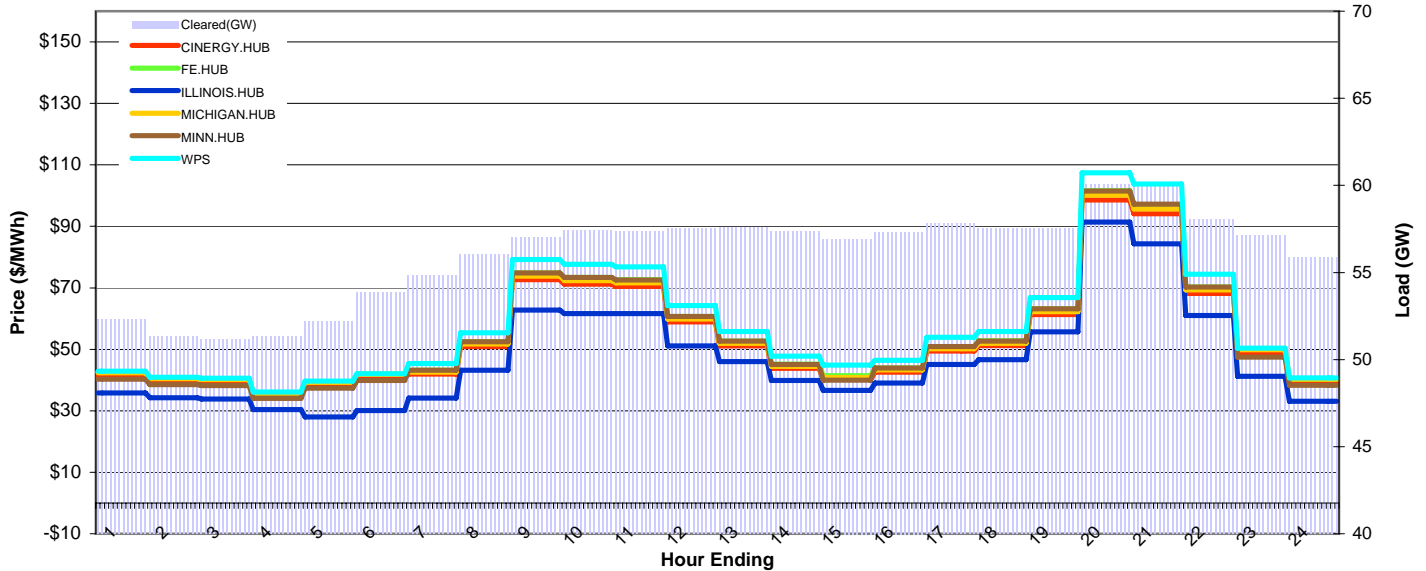
MISO Daily Report

Delivery Day: Sunday, April 13, 2008

Price Color Codes: ≤0 ≥100 ≥200

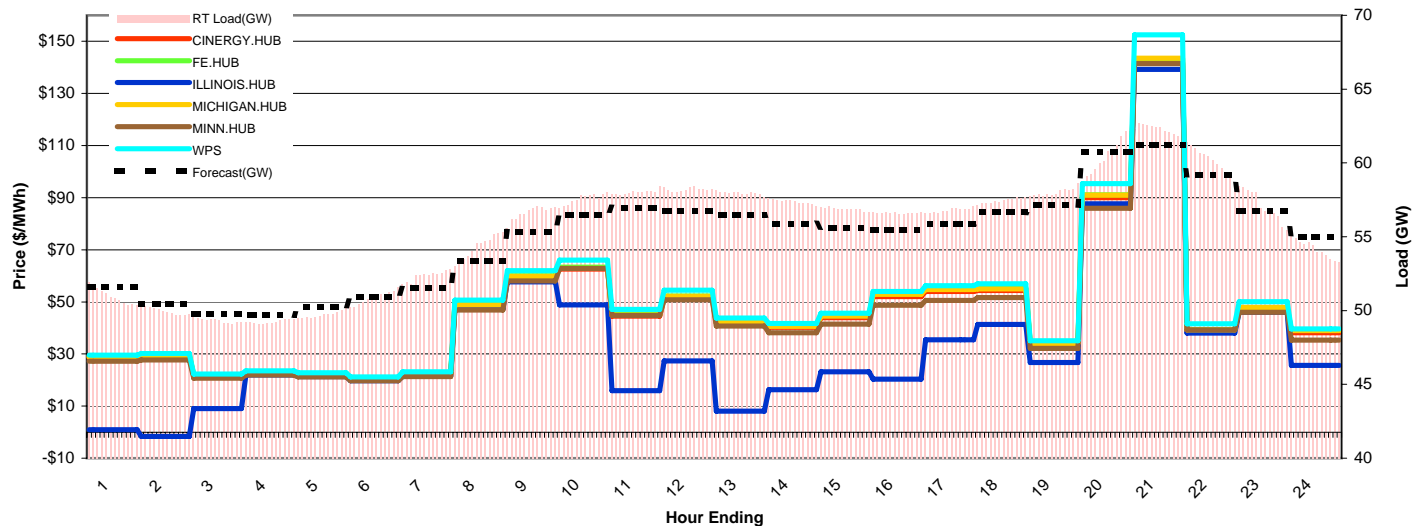
Day-Ahead Prices and Cleared Load

	HE1	HE2	HE3	HE4	HE5	HE6	HE7	HE8	HE9	HE10	HE11	HE12	HE13	HE14	HE15	HE16	HE17	HE18	HE19	HE20	HE21	HE22	HE23	HE24
CINERGY.HUB	41.22	39.38	39.09	34.82	38.24	40.77	41.97	50.92	72.67	71.24	70.49	58.91	51.15	43.81	40.16	42.62	49.42	51.17	61.33	98.57	94.14	68.23	48.53	39.18
FE.HUB	42.43	40.51	40.20	35.81	39.34	41.94	43.24	52.47	74.89	73.41	72.64	60.70	52.71	45.14	41.38	43.92	50.93	52.73	63.19	101.56	97.03	70.31	49.92	40.31
ILLINOIS.HUB	35.84	34.28	33.78	30.44	28.02	30.09	34.10	43.18	62.81	61.59	61.67	51.16	46.05	39.84	36.64	38.99	45.12	46.64	55.73	91.44	84.32	61.02	41.25	33.09
MICHIGAN.HUB	42.37	40.46	40.15	35.77	39.28	41.89	42.61	51.70	73.80	72.35	71.58	59.82	51.94	44.49	40.78	43.28	50.19	51.96	62.27	100.09	95.63	69.29	49.85	40.26
MINN.HUB	40.32	38.50	38.21	34.04	37.38	39.85	43.21	52.43	74.84	73.36	72.59	60.66	52.67	45.11	39.95	43.89	50.89	52.69	63.15	101.49	97.22	70.26	47.43	38.31
WPS	42.84	40.91	40.61	36.16	39.65	42.08	45.36	55.41	79.22	77.66	76.84	64.21	55.75	47.75	44.84	46.46	53.87	55.78	66.85	107.43	103.81	74.38	50.41	40.71
Cleared(GW)	52.3	51.3	51.2	51.3	52.2	53.8	54.8	56.0	57.0	57.4	57.4	57.5	57.6	57.4	56.9	57.3	57.8	57.5	57.5	60.1	60.1	58.0	57.1	55.8



Preliminary Real-Time Prices with Forecasted and Actual System Load

	HE1	HE2	HE3	HE4	HE5	HE6	HE7	HE8	HE9	HE10	HE11	HE12	HE13	HE14	HE15	HE16	HE17	HE18	HE19	HE20	HE21	HE22	HE23	HE24
CINERGY.HUB	28.51	29.16	21.47	22.69	22.06	20.45	22.22	48.83	59.46	62.54	44.59	51.57	41.67	40.18	43.96	52.06	54.02	54.38	33.73	89.98	141.94	38.84	47.19	38.12
FE.HUB	29.01	29.70	21.90	23.07	22.44	20.80	22.51	49.34	60.07	63.32	45.16	52.24	42.19	41.00	44.81	53.16	55.00	55.20	34.29	91.06	143.32	39.32	47.81	38.96
ILLINOIS.HUB	0.90	-1.64	8.98	21.98	21.31	19.74	21.55	47.20	57.65	48.85	15.89	27.33	8.03	16.32	23.19	20.37	35.45	41.38	26.73	87.70	139.18	38.06	46.04	25.66
MICHIGAN.HUB	28.77	29.42	21.74	22.93	22.24	20.54	22.25	48.82	59.73	62.90	44.91	52.07	42.10	40.65	44.50	52.89	54.74	55.03	34.14	90.97	143.59	39.23	47.80	39.04
MINN.HUB	27.18	27.70	20.74	21.99	21.22	19.69	21.37	46.89	58.10	62.85	44.83	50.77	40.68	38.18	41.48	48.76	50.52	51.65	32.17	85.95	141.42	39.24	45.98	35.33
WPS	29.55	30.19	22.35	23.57	22.85	21.19	23.16	50.73	61.97	65.97	47.15	54.46	43.77	41.71	45.62	53.97	56.26	56.91	35.13	95.35	152.46	41.63	50.01	39.65
Forecasted(GW)	58.0	55.8	54.4	53.6	53.2	53.5	54.8	55.7	56.7	58.1	58.3	58.1	57.7	57.2	56.6	56.0	56.0	58.1	61.6	65.3	63.8	63.0	60.8	58.8
(RT) - (DA Load)	-1.29	-1.32	-1.81	-2.05	-2.47	-2.95	-2.49	-1.70	-0.36	0.18	0.68	0.66	0.41	0.04	-0.03	-0.72	-1.01	-0.08	0.50	0.44	2.15	2.15	0.01	-1.67



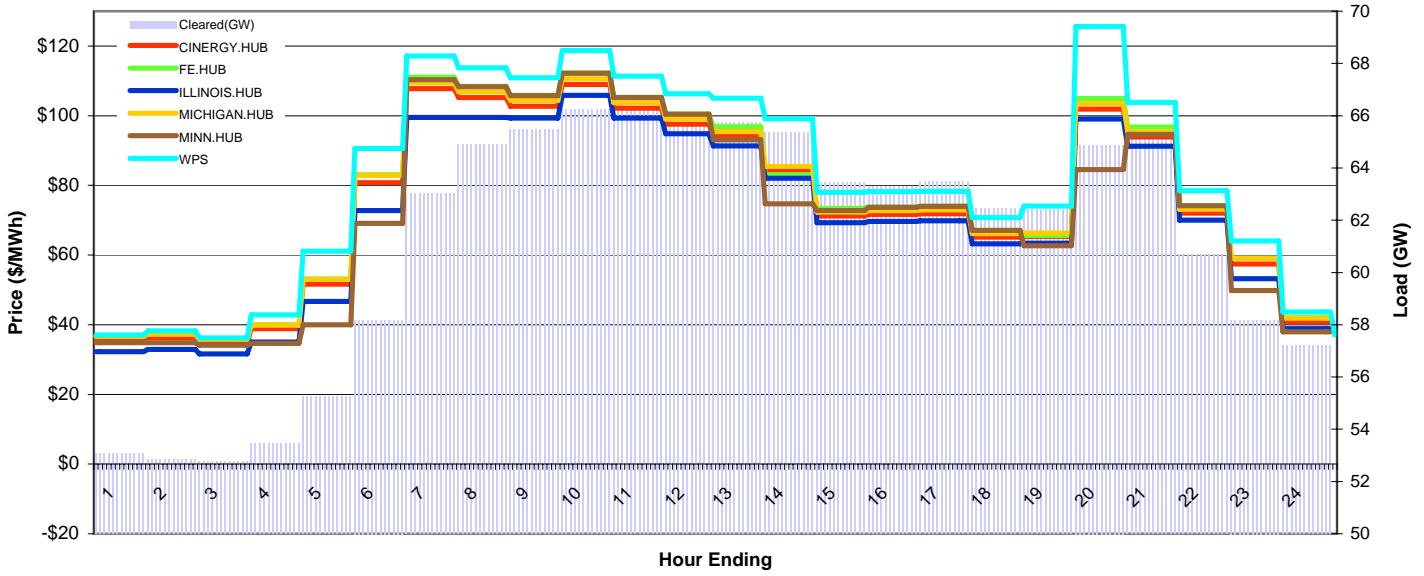
MISO Daily Report

Delivery Day: Monday, April 14, 2008

Price Color Codes: ≤0 ≥100 ≥200

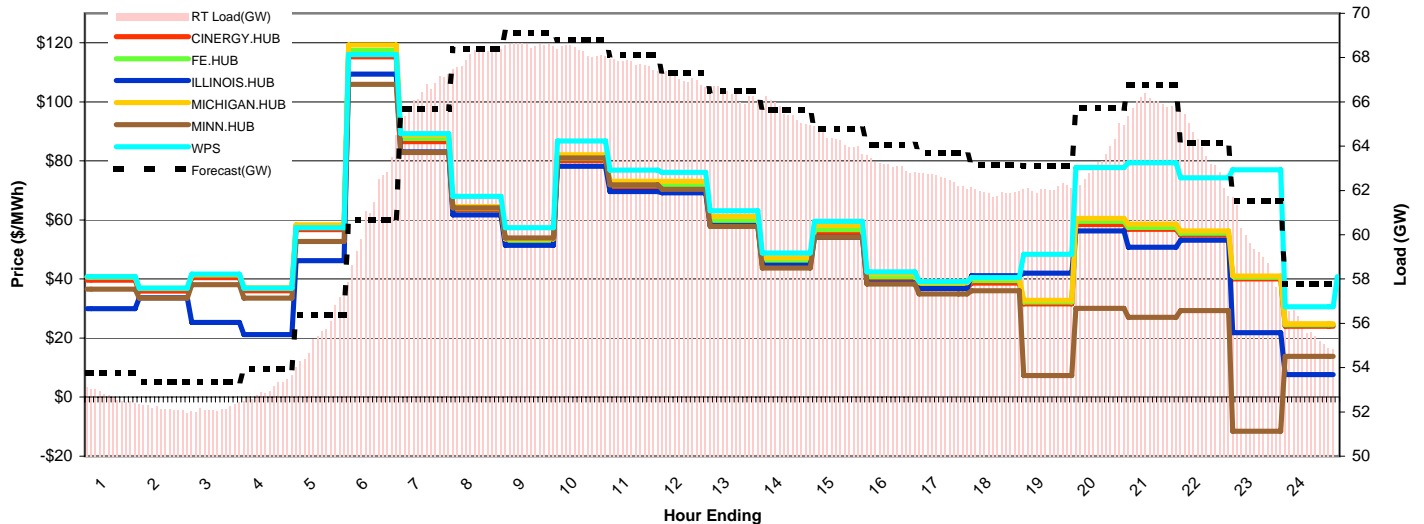
Day-Ahead Prices and Cleared Load

	HE1	HE2	HE3	HE4	HE5	HE6	HE7	HE8	HE9	HE10	HE11	HE12	HE13	HE14	HE15	HE16	HE17	HE18	HE19	HE20	HE21	HE22	HE23	HE24
CINERGY.HUB	35.67	36.33	34.91	38.86	51.66	80.75	107.80	105.19	102.74	108.94	102.19	97.55	93.98	84.17	71.25	71.63	71.87	65.14	65.33	101.86	93.90	72.00	57.48	40.84
FE.HUB	36.69	37.36	35.90	39.96	53.11	83.05	111.07	108.38	105.86	112.24	105.29	100.51	96.82	83.10	73.41	73.81	74.05	67.11	65.65	104.90	96.75	74.18	59.10	42.00
ILLINOIS.HUB	32.23	32.92	31.59	34.99	46.69	72.75	99.48	99.52	99.36	105.88	99.31	94.81	91.35	82.07	69.26	69.62	69.84	63.25	63.40	99.03	91.26	69.98	53.24	38.89
MICHIGAN.HUB	36.64	37.31	35.86	39.92	53.05	82.85	109.47	106.82	104.34	110.63	103.77	99.07	95.44	85.47	72.35	72.75	72.98	66.15	66.34	103.43	95.36	73.12	59.04	41.95
MINN.HUB	34.87	34.82	34.13	34.64	40.00	69.08	110.38	108.31	105.79	112.17	105.21	100.44	93.12	74.66	72.73	73.65	73.97	67.07	62.65	84.53	94.60	74.13	49.84	38.00
WPS	37.03	38.25	36.26	42.85	61.15	90.55	117.12	113.79	110.90	118.74	111.38	106.33	105.02	99.11	78.03	78.16	78.33	70.76	74.07	125.57	103.87	78.48	64.08	43.67
Cleared(GW)	53.1	52.9	52.8	53.5	55.3	58.2	63.0	64.9	65.5	66.3	66.3	65.7	65.7	65.3	63.4	63.3	63.5	62.5	62.4	64.9	65.2	60.7	58.2	57.2



Preliminary Real-Time Prices with Forecasted and Actual System Load

	HE1	HE2	HE3	HE4	HE5	HE6	HE7	HE8	HE9	HE10	HE11	HE12	HE13	HE14	HE15	HE16	HE17	HE18	HE19	HE20	HE21	HE22	HE23	HE24
CINERGY.HUB	39.65	35.92	40.48	36.08	56.76	115.27	86.51	63.42	52.65	80.12	71.12	70.83	58.92	45.35	55.62	39.96	36.98	38.62	31.56	58.43	56.86	54.84	40.04	24.03
FE.HUB	40.65	36.92	41.45	36.93	58.06	117.39	87.57	63.98	53.09	80.90	71.89	71.71	59.83	46.21	56.71	40.80	37.87	39.53	32.28	59.54	57.52	55.49	40.59	24.52
ILLINOIS.HUB	29.95	33.69	25.30	21.22	46.22	109.41	83.10	61.69	51.41	78.17	69.62	69.24	58.18	44.70	54.10	38.68	36.75	41.09	41.96	56.35	50.75	53.19	21.82	7.67
MICHIGAN.HUB	40.69	36.75	41.43	37.06	58.35	119.24	88.74	64.50	53.62	82.10	73.12	73.08	61.15	47.25	58.13	41.74	38.70	40.23	32.78	60.52	58.56	56.30	41.07	24.84
MINN.HUB	36.55	33.50	38.12	33.57	52.76	105.99	82.89	64.10	53.89	80.97	71.96	70.44	57.82	43.72	54.09	38.34	34.94	36.08	7.31	30.05	27.07	29.34	-11.50	13.85
WPS	40.80	36.95	41.67	36.87	57.35	115.98	89.29	68.01	57.41	86.74	76.89	76.15	63.16	48.81	59.57	42.41	39.16	40.49	48.37	77.74	79.37	74.27	76.96	30.60
Forecasted(GW)	58.0	55.8	54.4	53.6	53.2	53.5	54.8	55.7	56.7	58.1	58.3	58.1	57.7	57.2	56.6	56.0	56.0	58.1	61.6	65.3	63.8	63.0	60.8	58.8
(RT) - (DA Load)	-0.33	-0.69	-0.61	-0.44	0.32	3.08	3.36	3.19	3.13	2.05	1.45	1.40	0.63	0.22	0.83	-0.15	-0.95	-0.53	-0.33	-1.43	0.74	3.10	1.19	-1.42



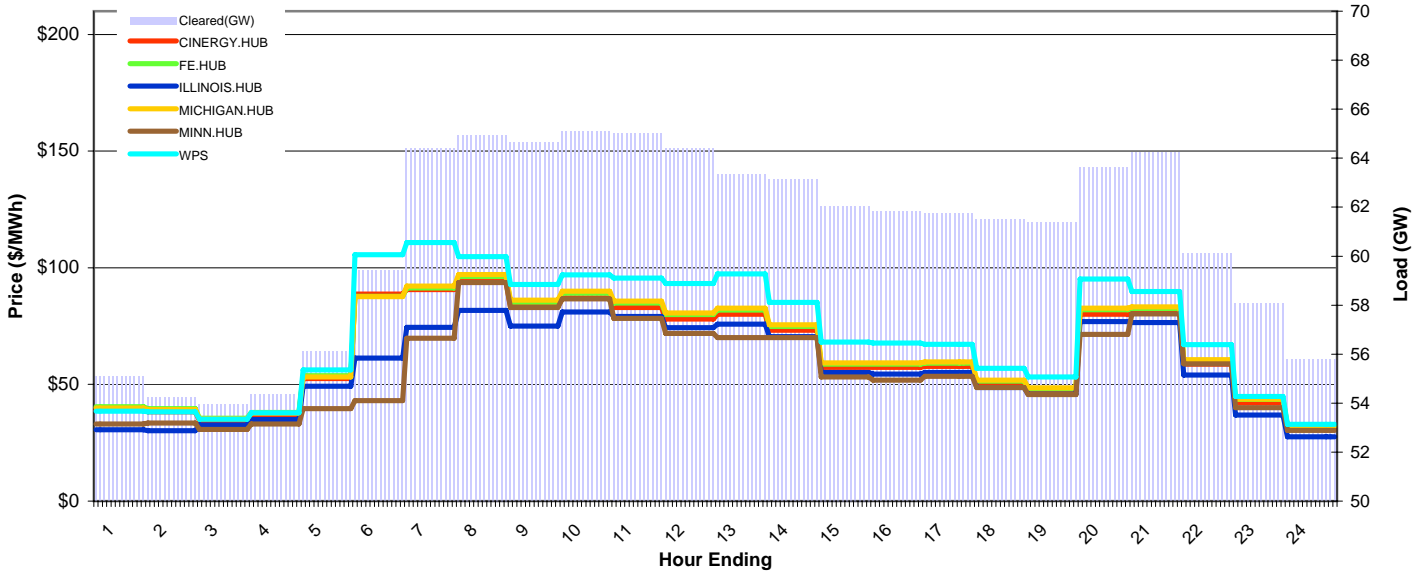
MISO Daily Report

Delivery Day: Tuesday, April 15, 2008

Price Color Codes: ≤0 ≥100 ≥200

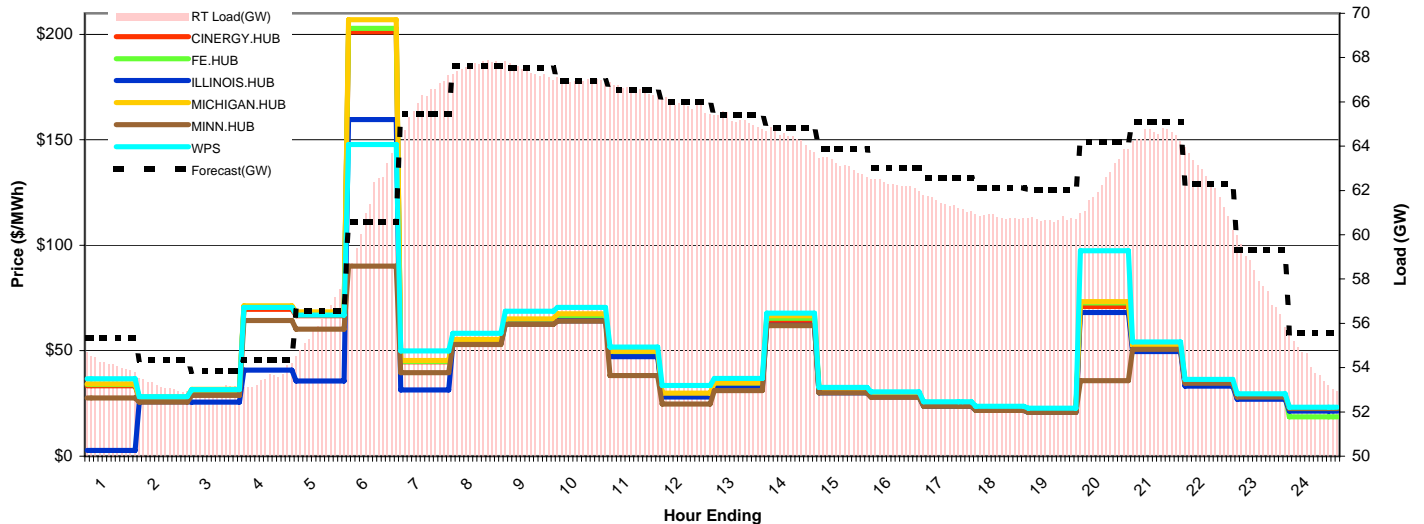
Day-Ahead Prices and Cleared Load

	HE1	HE2	HE3	HE4	HE5	HE6	HE7	HE8	HE9	HE10	HE11	HE12	HE13	HE14	HE15	HE16	HE17	HE18	HE19	HE20	HE21	HE22	HE23	HE24
CINERGY.HUB	39.06	38.29	34.61	37.00	52.57	88.79	90.73	94.09	83.37	87.11	83.00	78.11	80.09	73.22	57.32	57.40	57.73	50.26	47.07	80.14	80.70	58.72	42.15	31.12
FE.HUB	40.40	39.61	35.54	37.98	53.82	87.84	91.42	96.30	85.32	89.14	84.93	79.93	81.95	74.93	58.66	58.72	59.07	51.43	48.16	81.99	82.58	60.11	43.65	32.30
ILLINOIS.HUB	30.64	30.18	32.67	35.03	49.24	61.30	74.52	81.70	75.04	81.08	79.08	74.34	75.86	70.53	55.18	54.46	55.08	48.73	45.76	76.96	76.53	54.11	36.85	27.51
MICHIGAN.HUB	39.86	39.25	35.30	37.76	53.28	87.59	92.23	97.16	86.08	89.94	85.69	80.65	82.68	75.61	59.19	59.25	59.60	51.89	48.59	82.72	83.32	60.68	43.80	32.43
MINN.HUB	33.09	33.43	30.71	33.07	39.59	43.06	69.83	93.63	82.96	86.68	78.35	71.84	70.06	70.16	53.28	51.87	53.54	48.75	45.74	71.46	80.31	58.82	40.02	30.30
WPS	38.59	38.29	35.06	37.85	56.18	105.56	110.85	104.85	92.88	97.03	95.58	93.33	97.40	85.15	68.19	67.82	67.21	56.89	53.21	95.20	89.88	67.14	44.89	32.92
Cleared(GW)	55.1	54.2	53.9	54.3	56.1	59.4	64.4	64.9	64.6	65.1	65.0	64.4	63.3	63.1	62.0	61.8	61.7	61.5	61.4	63.6	64.2	60.1	58.1	55.8



Preliminary Real-Time Prices with Forecasted and Actual System Load

	HE1	HE2	HE3	HE4	HE5	HE6	HE7	HE8	HE9	HE10	HE11	HE12	HE13	HE14	HE15	HE16	HE17	HE18	HE19	HE20	HE21	HE22	HE23	HE24
CINERGY.HUB	33.39	27.42	30.94	69.60	66.62	201.17	44.79	54.48	63.82	65.69	48.35	28.92	33.43	64.19	30.93	29.06	24.51	22.43	21.59	71.01	51.33	34.37	28.07	22.27
FE.HUB	34.01	27.87	31.43	70.57	67.64	202.91	44.94	54.75	64.22	66.40	49.10	29.43	34.19	65.47	31.56	29.76	25.12	22.99	22.13	72.61	52.26	35.08	28.62	18.70
ILLINOIS.HUB	2.76	25.77	25.65	40.80	35.60	159.68	31.47	53.47	62.64	64.20	47.14	28.11	32.30	62.13	29.98	28.08	23.67	21.66	20.78	68.20	49.67	33.30	26.97	21.33
MICHIGAN.HUB	34.33	28.10	31.72	71.32	68.43	206.89	45.35	55.44	65.08	67.54	49.82	29.88	34.68	66.62	32.06	30.20	25.48	23.27	22.35	73.30	52.71	35.23	28.63	22.86
MINN.HUB	27.59	25.58	28.79	64.28	60.31	90.17	39.54	52.93	62.49	64.03	38.18	24.74	31.10	61.89	30.11	27.94	23.65	21.68	20.77	35.76	50.64	34.59	28.04	22.60
WPS	36.78	28.19	31.54	70.61	66.89	147.80	49.95	58.25	68.72	70.53	51.72	33.58	36.82	67.86	32.67	30.51	25.74	23.64	22.74	97.41	54.21	36.45	29.51	23.18
Forecasted(GW)	58.0	55.8	54.4	53.6	53.2	53.5	54.8	55.7	56.7	58.1	58.3	58.1	57.7	57.2	56.6	56.0	56.0	58.1	61.6	65.3	63.8	63.0	60.8	58.8
(RT) - (DA Load)	-0.92	-1.06	-0.95	-0.82	-0.04	2.02	1.66	2.71	2.75	1.89	1.54	1.46	1.83	1.23	1.07	0.46	-0.35	-0.68	-0.67	-1.19	0.30	2.23	-0.21	-1.70



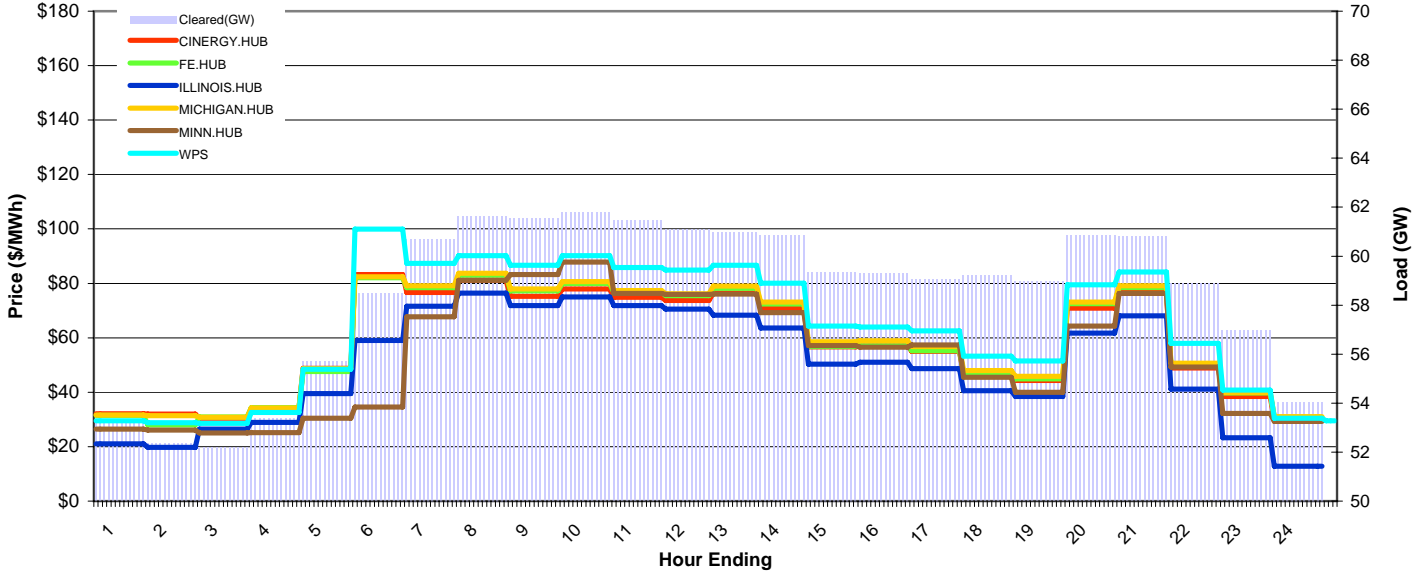
MISO Daily Report

Delivery Day: Wednesday, April 16, 2008

Price Color Codes: ≤0 ≥100 ≥200

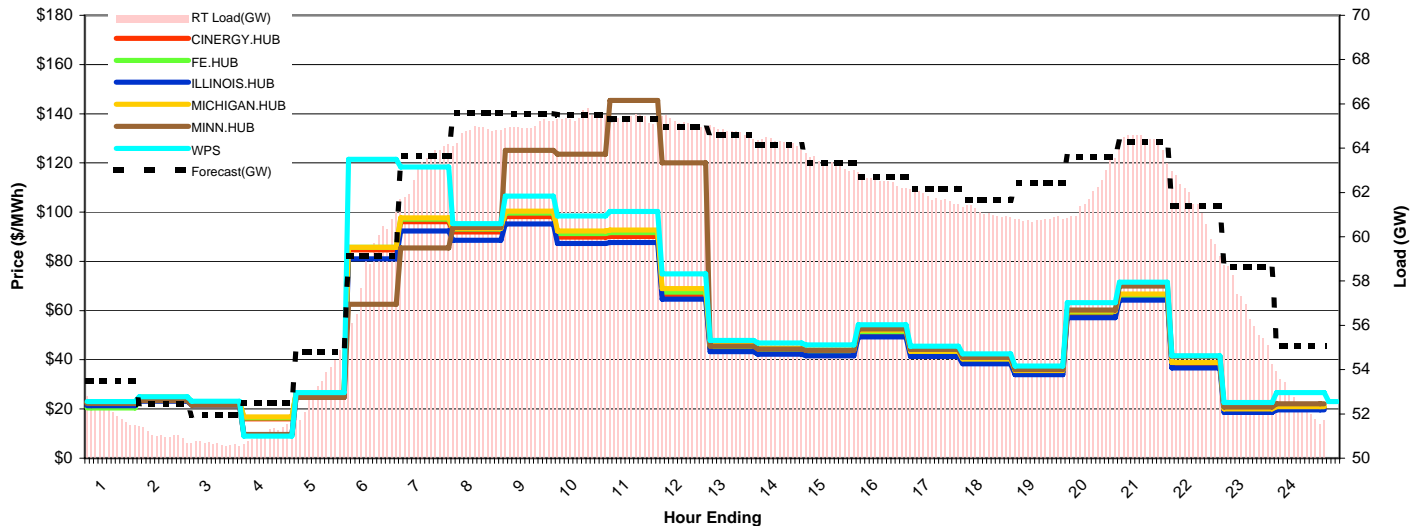
Day-Ahead Prices and Cleared Load

	HE1	HE2	HE3	HE4	HE5	HE6	HE7	HE8	HE9	HE10	HE11	HE12	HE13	HE14	HE15	HE16	HE17	HE18	HE19	HE20	HE21	HE22	HE23	HE24
CINERGY.HUB	32.07	32.00	30.48	34.11	48.80	83.27	76.65	81.07	75.30	77.96	74.86	73.75	76.47	70.82	56.65	57.01	54.99	46.48	44.34	70.89	76.66	48.96	38.39	29.79
FE.HUB	31.52	28.04	30.87	34.31	47.65	82.11	78.42	82.97	77.19	79.93	76.65	75.51	78.24	72.45	56.79	56.97	55.23	47.28	44.88	72.53	78.45	50.15	39.72	30.86
ILLINOIS.HUB	21.02	19.81	26.49	28.96	39.53	59.06	71.64	76.40	71.78	75.04	71.78	70.59	68.25	63.57	50.37	51.04	48.70	40.54	38.47	61.68	68.11	41.18	23.31	12.77
MICHIGAN.HUB	31.64	31.36	30.84	34.25	48.63	82.46	79.11	83.72	77.93	80.70	77.37	76.23	78.98	73.12	58.51	58.89	56.82	48.01	45.80	73.17	79.14	50.68	39.89	31.01
MINN.HUB	26.40	26.15	25.04	25.13	30.41	34.60	67.68	81.10	83.19	87.77	76.35	76.00	76.05	69.20	57.14	56.60	57.32	45.48	39.96	64.29	76.28	49.26	32.23	29.32
WPS	29.47	28.84	28.56	32.54	48.48	99.92	87.33	90.13	86.66	90.12	85.88	84.83	86.61	80.06	64.26	64.01	62.53	53.29	51.48	79.49	84.13	57.96	40.79	30.43
Cleared(GW)	53.2	52.4	52.2	53.4	55.7	58.5	60.7	61.6	61.5	61.8	61.5	61.1	61.0	60.8	59.4	59.3	59.1	59.2	59.0	60.8	60.8	58.9	57.0	54.0



Preliminary Real-Time Prices with Forecasted and Actual System Load

	HE1	HE2	HE3	HE4	HE5	HE6	HE7	HE8	HE9	HE10	HE11	HE12	HE13	HE14	HE15	HE16	HE17	HE18	HE19	HE20	HE21	HE22	HE23	HE24
CINERGY.HUB	22.22	24.26	22.52	15.98	25.99	84.72	96.10	91.94	98.20	89.85	90.19	66.46	44.38	43.34	42.70	50.58	42.43	39.45	34.85	58.64	65.64	38.29	19.61	20.47
FE.HUB	20.37	24.69	22.91	16.43	26.45	85.72	97.13	93.12	99.57	91.29	91.74	67.54	45.10	44.10	43.43	51.35	43.05	40.02	35.44	59.46	66.25	38.87	20.04	20.93
ILLINOIS.HUB	21.36	23.21	21.55	9.64	24.77	81.08	92.29	88.53	95.17	87.31	87.71	64.66	43.25	42.29	41.66	49.24	41.30	38.43	33.93	57.09	64.19	36.65	18.54	19.67
MICHIGAN.HUB	22.69	24.78	22.90	16.75	26.23	85.67	97.64	93.43	100.42	92.31	92.67	68.91	45.84	44.73	43.90	52.01	43.47	40.28	35.59	59.79	66.70	38.85	19.97	20.95
MINN.HUB	22.22	23.46	21.62	9.60	24.74	62.61	85.46	93.75	125.09	123.58	145.34	119.99	45.53	44.40	43.85	52.49	44.25	40.99	35.97	60.20	70.01	41.34	20.84	22.16
WPS	23.04	24.97	23.19	8.98	26.72	121.48	118.40	95.37	106.46	98.40	100.28	74.89	47.92	46.88	46.07	54.23	45.56	42.40	37.50	63.24	71.59	41.59	22.60	26.71
Forecasted(GW)	58.0	55.8	54.4	53.6	53.2	53.5	54.8	55.7	56.7	58.1	58.3	58.1	57.7	57.2	56.6	56.0	56.0	58.1	61.6	65.3	63.8	63.0	60.8	58.8
(RT) - (DA Load)	-1.13	-1.31	-1.54	-2.20	-2.31	0.38	2.44	3.09	3.48	3.65	3.91	4.05	3.78	3.44	4.00	3.19	2.70	1.91	1.82	1.18	3.49	2.41	-0.31	-1.52



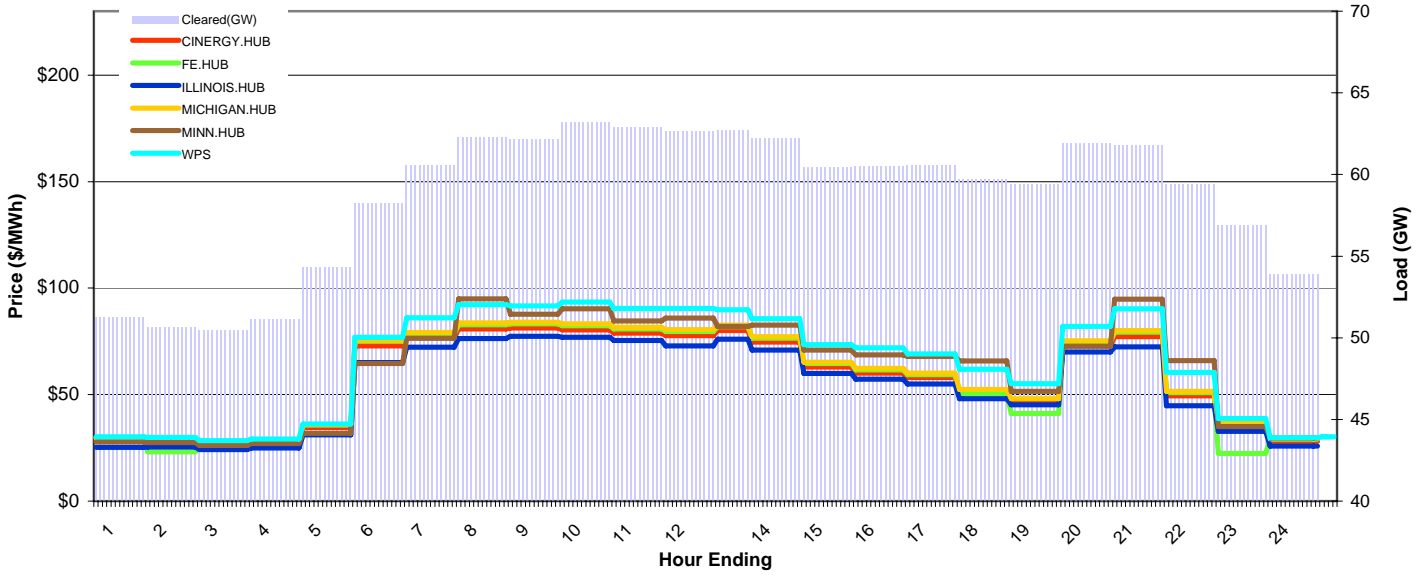
MISO Daily Report

Delivery Day: Thursday, April 17, 2008

Price Color Codes: ≤0 ≥100 ≥200

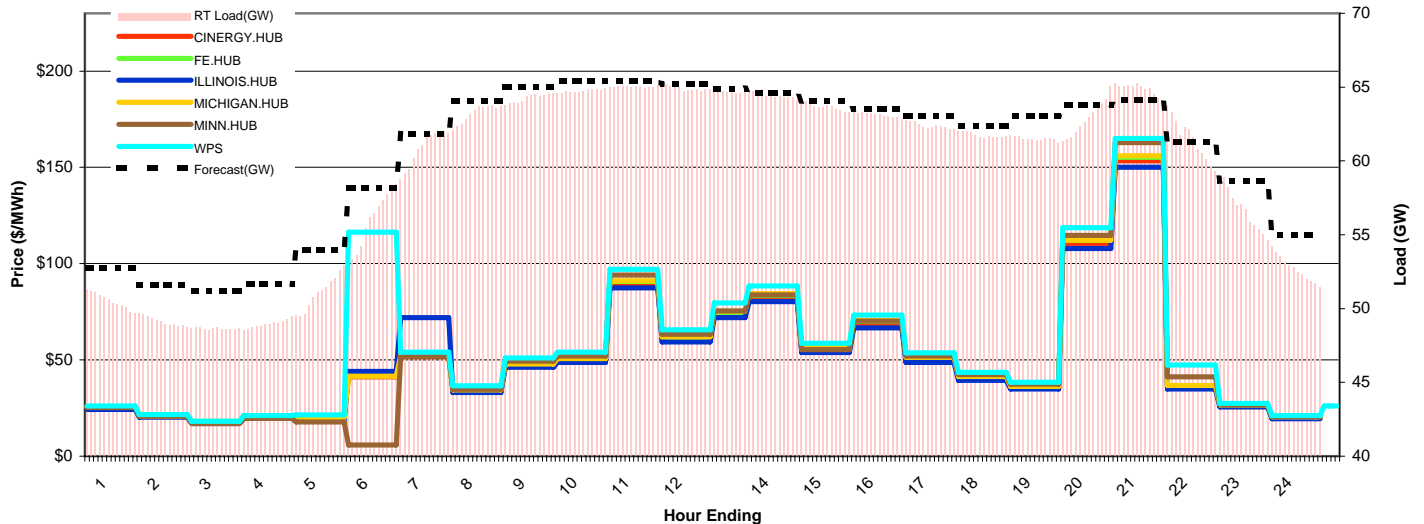
Day-Ahead Prices and Cleared Load

	HE1	HE2	HE3	HE4	HE5	HE6	HE7	HE8	HE9	HE10	HE11	HE12	HE13	HE14	HE15	HE16	HE17	HE18	HE19	HE20	HE21	HE22	HE23	HE24
CINERGY.HUB	28.60	28.34	26.95	27.81	34.58	72.90	76.66	80.82	81.27	80.35	78.88	77.71	80.00	74.63	62.94	60.07	57.95	50.41	46.41	72.89	77.19	49.49	35.76	28.15
FE.HUB	29.59	23.15	27.89	28.78	35.78	75.17	78.45	82.85	83.24	82.38	80.81	79.67	81.90	76.50	64.59	61.59	59.41	50.18	41.22	74.60	79.26	50.91	22.44	29.17
ILLINOIS.HUB	25.28	25.33	24.13	24.97	31.15	65.04	72.21	76.26	77.37	76.95	75.44	72.82	75.96	70.95	59.93	57.30	55.05	48.09	45.15	70.08	72.38	44.84	32.72	25.79
MICHIGAN.HUB	29.71	29.41	28.00	28.89	35.92	75.47	79.16	83.63	84.00	83.19	81.58	80.45	82.65	77.23	65.19	62.27	60.08	52.39	48.06	75.28	80.04	51.46	37.19	29.28
MINN.HUB	27.75	27.52	26.16	26.99	31.79	64.66	76.46	95.00	87.68	90.29	84.59	86.00	81.95	82.68	70.94	68.69	67.88	65.87	51.47	72.72	94.73	65.97	35.03	29.60
WPS	30.16	29.86	28.43	29.15	36.24	76.88	86.06	92.17	91.60	93.44	90.45	90.40	89.90	85.60	73.52	72.01	69.09	61.87	55.19	82.07	90.35	60.41	38.82	29.76
Cleared(GW)	51.3	50.6	50.5	51.1	54.3	58.2	60.6	62.3	62.1	63.2	62.9	62.6	62.7	62.2	60.4	60.5	60.5	59.7	59.4	61.9	61.8	59.4	56.9	53.9



Preliminary Real-Time Prices with Forecasted and Actual System Load

	HE1	HE2	HE3	HE4	HE5	HE6	HE7	HE8	HE9	HE10	HE11	HE12	HE13	HE14	HE15	HE16	HE17	HE18	HE19	HE20	HE21	HE22	HE23	HE24
CINERGY.HUB	25.07	21.09	17.69	20.75	19.93	41.23	51.76	34.06	47.16	49.62	89.21	60.63	73.44	82.13	55.24	68.80	50.20	40.51	35.72	110.53	153.37	36.00	25.80	20.00
FE.HUB	25.64	21.60	18.04	21.17	20.32	41.76	52.44	34.57	47.85	50.46	90.68	61.65	74.64	83.45	56.18	69.94	50.93	41.17	36.30	112.18	155.24	36.49	26.48	20.31
ILLINOIS.HUB	24.20	20.26	16.97	19.84	19.09	44.11	71.93	33.10	46.13	48.64	87.48	59.39	71.88	80.27	53.87	66.69	48.71	39.45	34.92	107.85	150.05	34.94	25.55	19.42
MICHIGAN.HUB	25.38	21.47	18.03	21.09	20.17	41.53	52.38	34.48	47.82	50.64	91.09	62.00	75.30	84.38	56.77	70.51	51.28	41.34	36.29	112.24	156.03	36.75	26.51	20.44
MINN.HUB	25.18	20.67	16.95	19.60	17.78	5.76	51.73	34.81	49.39	52.06	94.14	63.37	75.41	83.78	55.31	70.19	52.01	42.46	37.42	114.70	162.92	41.14	26.81	20.60
WPS	26.11	21.68	18.10	21.14	21.46	116.36	54.05	36.48	50.96	54.03	97.03	65.58	79.57	88.34	58.71	73.22	53.69	43.47	38.36	118.68	165.10	47.39	27.50	21.06
Forecasted(GW)	58.0	55.8	54.4	53.6	53.2	53.5	54.8	55.7	56.7	58.1	58.3	58.1	57.7	57.2	56.6	56.0	56.0	58.1	61.6	65.3	63.8	63.0	60.8	58.8
(RT) - (DA Load)	-0.75	-1.48	-1.83	-2.20	-3.25	-2.28	0.31	0.92	2.12	1.54	2.11	2.26	2.04	2.21	3.26	2.61	1.85	2.04	2.12	0.93	3.10	2.07	-0.17	-1.20



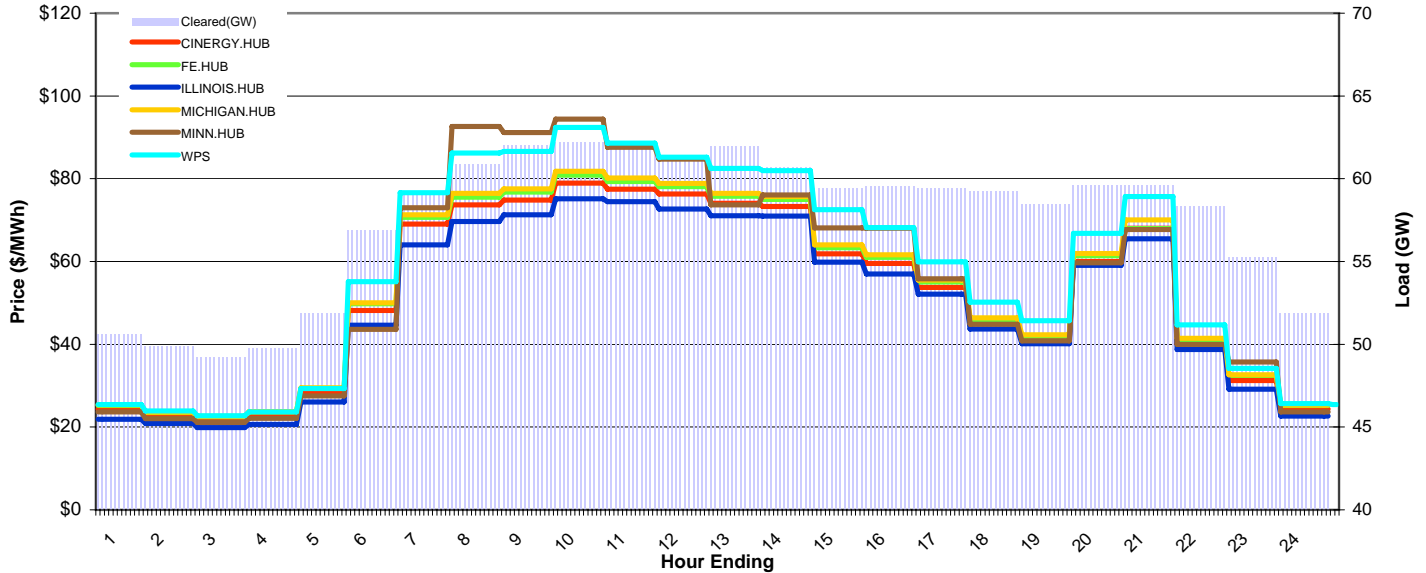
MISO Daily Report

Delivery Day: Friday, April 18, 2008

Price Color Codes: ≤0 ≥100 ≥200

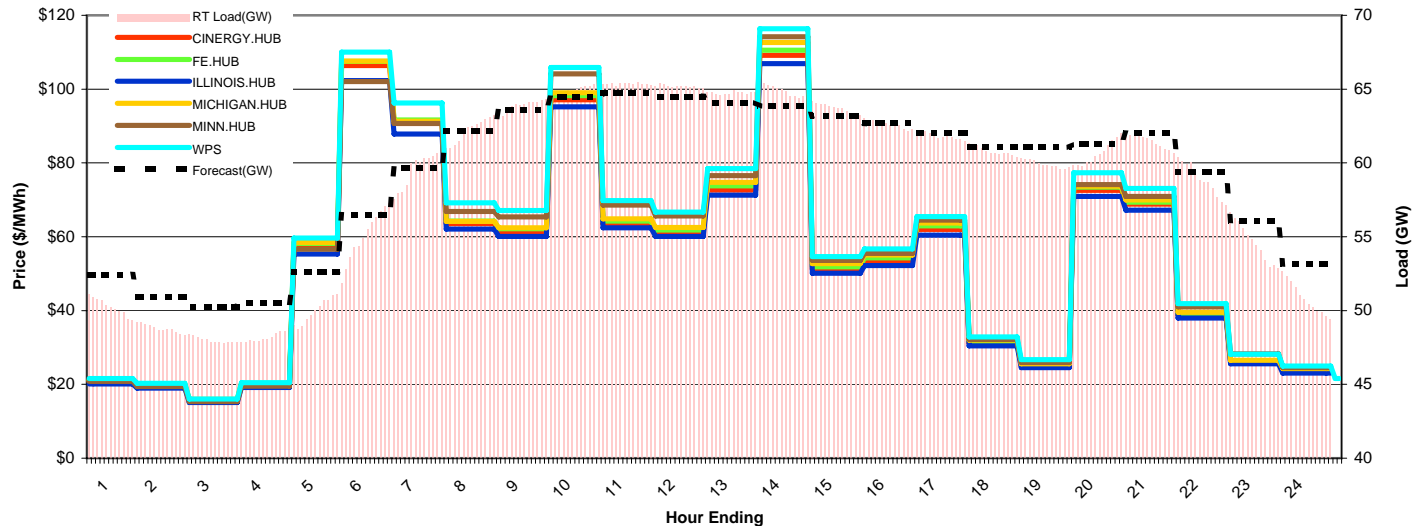
Day-Ahead Prices and Cleared Load

	HE1	HE2	HE3	HE4	HE5	HE6	HE7	HE8	HE9	HE10	HE11	HE12	HE13	HE14	HE15	HE16	HE17	HE18	HE19	HE20	HE21	HE22	HE23	HE24
CINERGY.HUB	24.30	22.71	21.76	22.82	28.35	48.14	69.04	73.72	74.84	78.92	77.48	76.33	74.07	73.30	61.82	59.54	53.77	44.92	41.00	60.00	68.01	40.10	31.24	24.34
FE.HUB	25.23	23.51	22.53	23.63	29.35	49.82	70.67	75.52	76.75	80.91	79.33	78.12	75.77	75.00	63.35	60.98	55.03	45.42	41.95	61.40	67.96	41.09	32.45	25.22
ILLINOIS.HUB	21.91	20.89	19.88	20.63	26.03	44.61	64.00	69.65	71.30	75.19	74.46	72.68	71.03	71.00	59.87	57.02	52.10	43.70	40.13	59.08	65.51	38.75	29.14	22.67
MICHIGAN.HUB	25.33	23.61	22.61	23.72	29.46	50.02	71.31	76.50	77.56	81.78	80.19	78.85	76.47	75.70	64.03	61.63	55.52	46.38	42.33	61.94	70.02	41.45	32.62	25.32
MINN.HUB	23.65	22.04	21.11	22.14	27.50	43.60	73.00	92.61	91.13	94.40	87.57	84.75	73.70	76.11	68.15	68.04	55.82	44.82	40.80	59.71	67.70	39.95	35.73	23.64
WPS	25.47	23.87	22.70	23.69	29.30	55.13	76.59	86.23	86.63	92.41	88.60	85.24	82.50	81.98	72.50	68.19	59.94	50.18	45.66	66.82	75.72	44.71	34.17	25.71
Cleared(GW)	50.6	49.9	49.2	49.7	51.9	56.9	59.0	60.9	62.0	62.2	62.2	61.4	62.0	60.7	59.4	59.5	59.4	59.2	58.5	59.6	59.6	58.3	55.2	51.9



Preliminary Real-Time Prices with Forecasted and Actual System Load

	HE1	HE2	HE3	HE4	HE5	HE6	HE7	HE8	HE9	HE10	HE11	HE12	HE13	HE14	HE15	HE16	HE17	HE18	HE19	HE20	HE21	HE22	HE23	HE24
CINERGY.HUB	20.81	19.71	15.69	19.90	57.52	106.43	90.70	63.56	61.37	97.09	63.45	61.07	72.67	109.20	51.25	53.52	62.03	31.16	25.06	72.56	68.81	38.75	26.12	23.74
FE.HUB	21.09	19.94	15.84	20.12	58.17	107.50	91.64	64.21	62.20	98.23	64.21	61.83	73.80	110.55	51.82	54.27	62.93	31.64	25.46	73.40	69.34	39.14	26.40	24.14
ILLINOIS.HUB	20.13	19.02	15.13	19.20	55.33	102.35	87.79	62.07	60.11	95.23	62.43	60.07	71.29	106.94	50.11	52.21	60.46	30.40	24.51	70.93	67.20	38.01	25.56	23.07
MICHIGAN.HUB	21.19	20.05	15.94	20.28	58.40	107.64	91.29	64.19	62.45	99.05	64.85	62.54	74.74	112.61	52.75	55.04	63.74	31.96	25.56	73.68	69.94	39.52	26.51	24.26
MINN.HUB	20.83	19.41	15.36	19.48	56.61	102.07	90.72	66.82	65.41	104.11	68.57	65.66	76.58	114.16	53.61	55.50	64.49	32.15	25.93	74.12	70.93	41.03	28.24	24.53
WPS	21.63	20.32	16.08	20.43	59.69	109.99	96.28	69.16	67.07	105.89	69.77	66.65	78.46	116.32	54.63	56.69	65.47	32.90	26.72	77.34	73.11	41.85	28.20	24.96
Forecasted(GW)	58.0	55.8	54.4	53.6	53.2	53.5	54.8	55.7	56.7	58.1	58.3	58.1	57.7	57.2	56.6	56.0	56.0	58.1	61.6	65.3	63.8	63.0	60.8	58.8
(RT) - (DA Load)	-0.36	-1.11	-1.22	-1.55	-1.91	-1.80	0.56	1.30	1.85	2.73	3.15	3.76	2.75	4.17	4.27	3.11	2.42	1.57	1.45	1.08	1.84	0.55	-0.64	-1.07



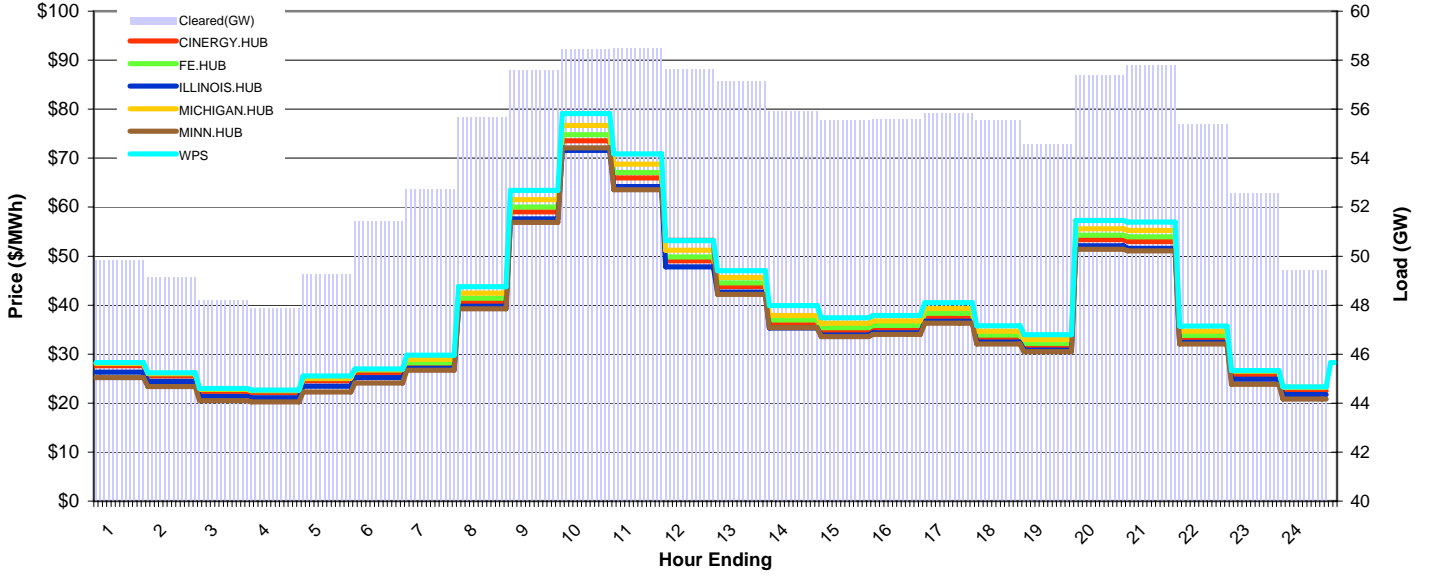
MISO Daily Report

Delivery Day: Saturday, April 19, 2008

Price Color Codes: ≤0 ≥100 ≥200

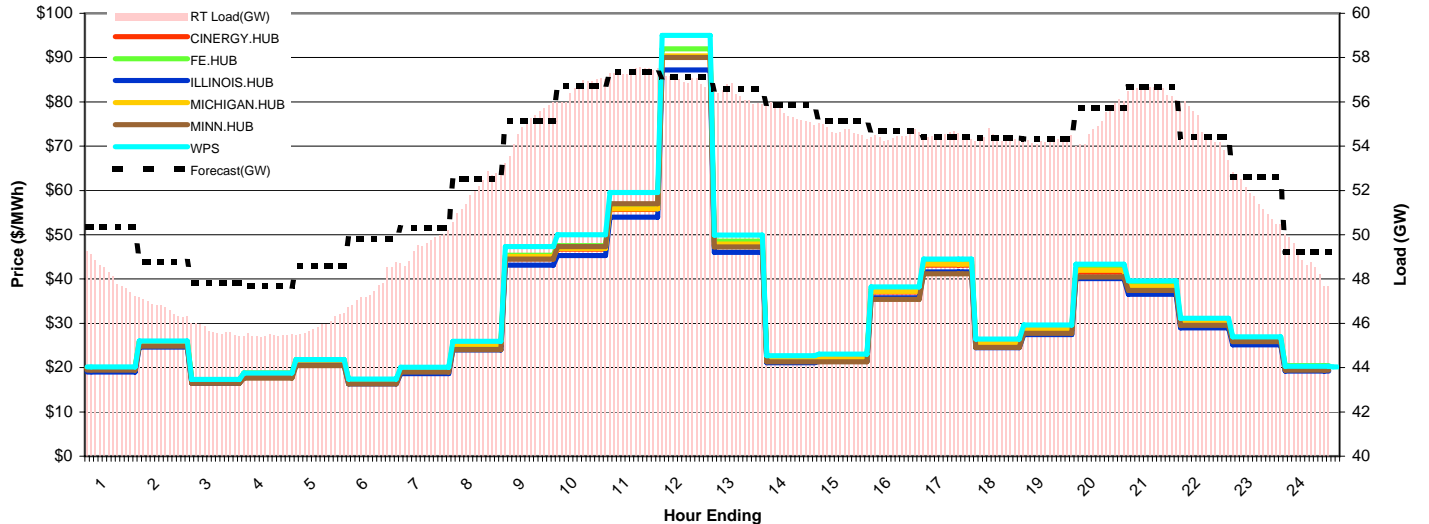
Day-Ahead Prices and Cleared Load

	HE1	HE2	HE3	HE4	HE5	HE6	HE7	HE8	HE9	HE10	HE11	HE12	HE13	HE14	HE15	HE16	HE17	HE18	HE19	HE20	HE21	HE22	HE23	HE24
CINERGY.HUB	27.63	25.56	22.43	22.14	24.59	26.29	27.74	40.72	59.02	73.56	65.96	49.08	43.79	36.33	34.82	35.27	37.70	33.28	31.62	53.34	53.00	32.97	25.67	22.54
FE.HUB	28.10	26.01	22.82	22.53	24.99	26.79	28.22	41.42	60.03	74.78	67.09	49.86	44.54	36.96	35.43	35.89	38.35	33.87	32.18	54.27	53.93	33.85	26.51	23.18
ILLINOIS.HUB	26.32	24.42	21.39	21.10	23.43	25.21	27.12	39.79	57.63	71.60	64.22	47.80	42.65	35.35	33.90	34.37	36.73	32.45	30.84	52.10	51.61	32.42	24.86	21.72
MICHIGAN.HUB	28.17	26.08	22.87	22.58	25.05	26.86	28.91	42.44	61.51	76.67	68.75	51.19	45.64	37.89	36.30	36.76	39.29	34.69	32.96	55.59	55.24	34.67	26.57	23.23
MINN.HUB	25.24	23.36	20.49	20.23	22.27	24.07	26.73	39.25	56.89	72.09	63.58	53.21	42.21	35.39	33.57	34.00	36.33	32.08	30.48	51.41	51.09	32.07	23.82	20.83
WPS	28.26	26.18	22.96	22.67	25.53	26.95	29.80	43.75	63.42	79.12	70.87	53.15	47.05	39.89	37.42	37.89	40.50	35.76	33.98	57.31	56.95	35.73	26.66	23.31
Cleared(GW)	49.8	49.1	48.2	47.8	49.3	51.4	52.7	55.7	57.6	58.4	58.5	57.6	57.2	55.9	55.6	55.6	55.8	55.5	54.6	57.4	57.8	55.4	52.6	49.4



Preliminary Real-Time Prices with Forecasted and Actual System Load

	HE1	HE2	HE3	HE4	HE5	HE6	HE7	HE8	HE9	HE10	HE11	HE12	HE13	HE14	HE15	HE16	HE17	HE18	HE19	HE20	HE21	HE22	HE23	HE24
CINERGY.HUB	19.62	25.44	17.01	18.52	21.36	16.89	19.25	24.79	44.59	46.76	55.71	90.09	47.64	21.81	22.15	37.07	43.13	25.34	28.37	41.54	37.83	29.92	26.01	19.96
FE.HUB	19.96	25.82	17.23	18.80	21.81	17.22	19.61	25.27	45.40	47.54	56.70	91.99	48.52	22.21	22.52	37.71	43.93	25.89	29.04	42.41	38.62	30.64	26.69	20.44
ILLINOIS.HUB	18.98	24.63	16.47	17.91	20.75	16.34	18.65	23.96	43.11	45.32	54.00	87.18	46.06	21.08	21.42	35.77	41.60	24.50	27.43	40.09	36.59	28.94	25.15	19.21
MICHIGAN.HUB	19.97	25.77	17.22	18.78	21.70	17.14	19.62	25.26	45.07	46.86	55.86	90.41	47.87	21.92	22.29	37.24	43.36	25.52	28.64	41.99	38.29	30.27	26.35	20.23
MINN.HUB	19.46	24.87	16.48	17.65	20.43	16.34	19.03	24.08	44.52	47.34	57.01	90.05	47.25	21.30	21.31	35.44	41.15	24.56	27.76	40.46	37.43	29.58	25.89	19.41
WPS	20.19	26.02	17.32	18.77	21.81	17.39	20.10	25.96	47.31	49.97	59.50	94.99	49.92	22.72	23.03	38.22	44.49	26.41	29.61	43.35	39.63	31.13	26.92	20.30
Forecasted(GW)	58.0	55.8	54.4	53.6	53.2	53.5	54.8	55.7	56.7	58.1	58.3	58.1	57.7	57.2	56.6	56.0	56.0	58.1	61.6	65.3	63.8	63.0	60.8	58.8
(RT) - (DA Load)	-1.63	-2.43	-2.49	-2.40	-3.35	-3.84	-3.24	-3.66	-2.64	-1.81	-1.10	-0.66	-0.85	-0.50	-0.88	-1.14	-1.37	-1.16	-0.33	-2.32	-1.29	-0.59	-0.99	-0.60



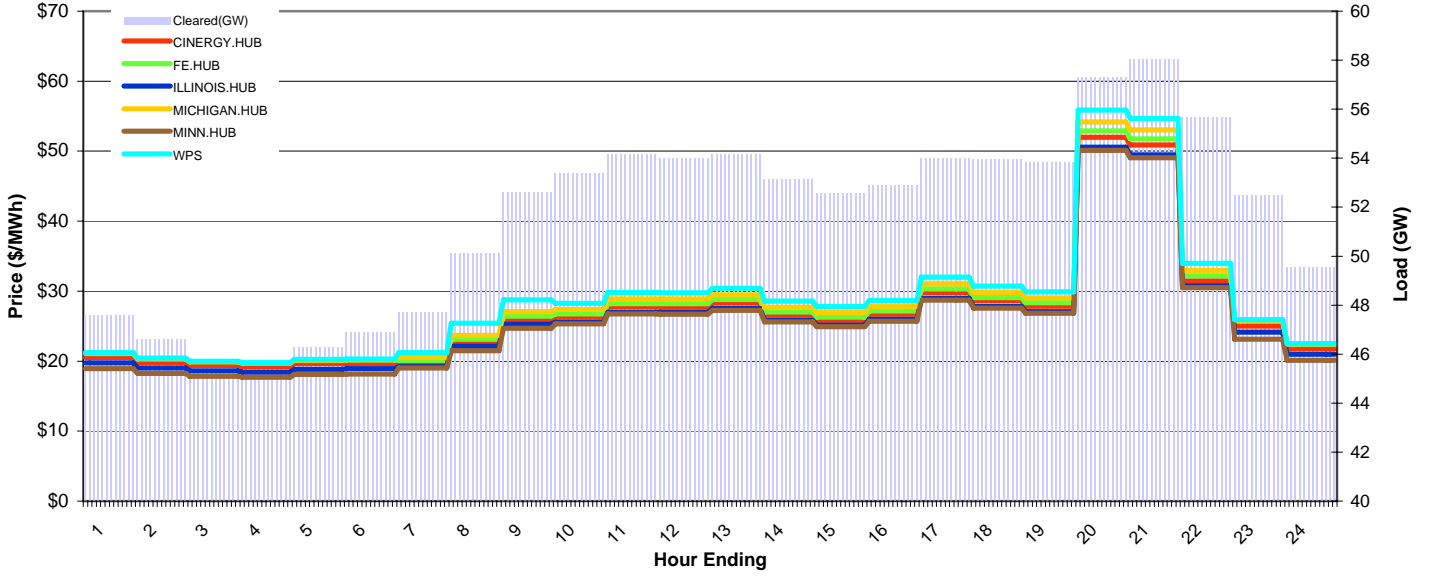
MISO Daily Report

Delivery Day: Sunday, April 20, 2008

Price Color Codes: ≤0 ≥100 ≥200

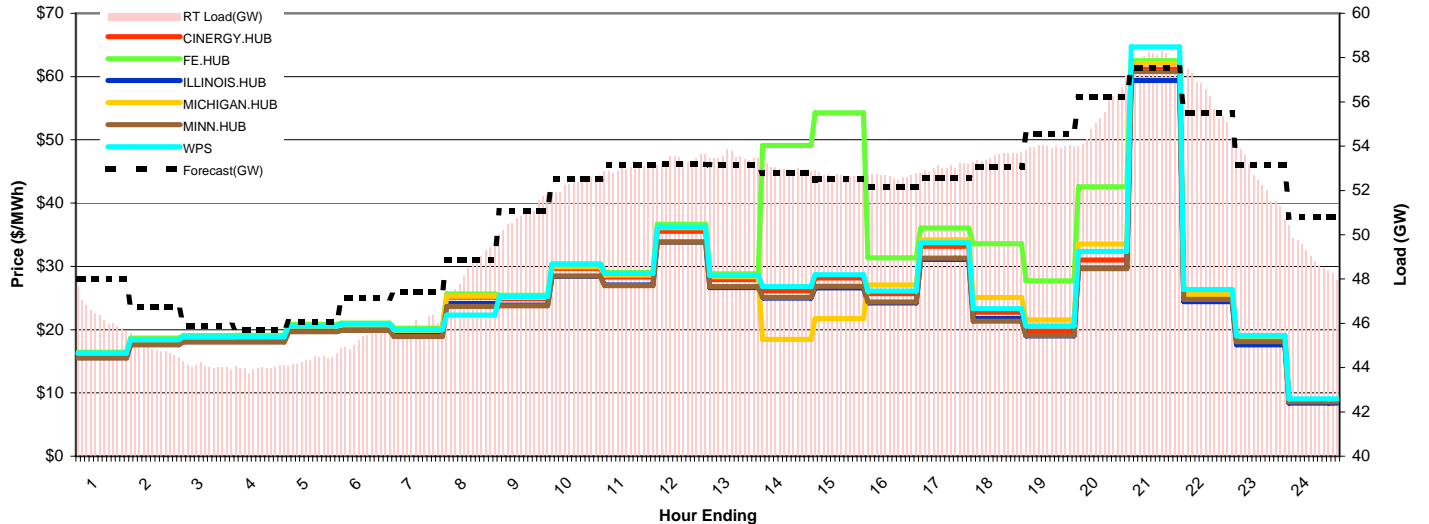
Day-Ahead Prices and Cleared Load

	HE1	HE2	HE3	HE4	HE5	HE6	HE7	HE8	HE9	HE10	HE11	HE12	HE13	HE14	HE15	HE16	HE17	HE18	HE19	HE20	HE21	HE22	HE23	HE24
CINERGY.HUB	20.54	19.82	19.39	19.20	19.65	19.68	19.74	22.74	25.99	26.29	27.74	27.71	28.30	26.57	25.85	26.68	29.79	28.60	27.84	51.99	50.88	31.46	25.00	21.77
FE.HUB	21.07	20.32	19.87	19.69	20.14	20.18	20.10	23.14	26.45	26.74	28.22	28.20	28.79	27.04	26.30	27.14	30.32	29.10	28.33	52.90	51.77	32.19	25.76	22.39
ILLINOIS.HUB	19.74	19.04	18.61	18.44	18.86	18.91	19.22	22.13	25.29	25.57	26.98	26.96	27.53	25.85	25.15	25.95	28.98	27.82	27.08	50.58	49.49	30.78	24.14	20.98
MICHIGAN.HUB	21.12	20.37	19.92	19.74	20.18	20.23	20.59	23.70	27.09	27.39	28.91	28.88	29.49	27.70	26.94	27.80	31.05	29.81	29.02	54.19	53.03	32.97	25.83	22.44
MINN.HUB	18.93	18.26	17.85	17.69	18.09	18.13	19.04	21.47	24.69	25.33	26.73	26.71	27.27	25.61	24.92	25.71	28.72	27.56	26.83	50.11	49.04	30.49	23.15	20.12
WPS	21.20	20.44	19.99	19.80	20.24	20.29	21.22	25.43	28.74	28.25	29.81	29.78	30.41	28.56	27.78	28.66	32.02	30.73	29.92	55.87	54.67	33.99	25.91	22.52
Cleared(GW)	47.6	46.6	45.7	45.4	46.3	46.9	47.7	50.1	52.6	53.4	54.2	54.0	54.1	53.1	52.5	52.9	54.0	53.9	53.8	57.3	58.0	55.7	52.5	49.6



Preliminary Real-Time Prices with Forecasted and Actual System Load

	HE1	HE2	HE3	HE4	HE5	HE6	HE7	HE8	HE9	HE10	HE11	HE12	HE13	HE14	HE15	HE16	HE17	HE18	HE19	HE20	HE21	HE22	HE23	HE24
CINERGY.HUB	16.17	18.36	18.77	18.80	20.49	20.72	19.89	25.16	24.89	29.68	28.30	35.57	27.90	26.13	28.15	25.67	33.17	22.75	19.78	31.00	61.16	25.16	18.15	8.69
FE.HUB	16.44	18.66	19.05	19.12	20.84	21.06	20.24	25.65	25.46	30.41	29.05	36.65	28.85	49.12	54.29	31.35	36.04	33.56	27.73	42.58	62.53	26.06	19.08	8.85
ILLINOIS.HUB	15.56	17.70	18.10	18.11	19.72	19.96	19.12	24.15	23.89	28.41	27.06	33.86	26.67	24.97	26.58	24.21	31.10	21.75	19.00	29.73	59.37	24.45	17.61	8.40
MICHIGAN.HUB	16.19	18.32	18.69	18.79	20.53	20.76	19.87	25.27	25.08	29.94	28.64	36.11	28.38	18.44	21.77	27.05	34.18	25.09	21.53	33.53	62.06	25.55	18.42	8.72
MINN.HUB	15.54	17.60	18.06	18.08	19.67	19.88	18.91	23.69	23.75	28.46	26.96	33.86	26.79	25.08	26.84	24.39	31.32	21.34	19.06	29.64	60.80	24.80	18.13	8.62
WPS	16.29	18.43	18.87	18.89	20.58	20.91	19.97	22.33	25.22	30.34	28.88	36.19	28.60	26.78	28.67	26.12	33.75	23.32	20.59	32.35	64.67	26.36	19.03	9.07
Forecasted(GW)	58.0	55.8	54.4	53.6	53.2	53.5	54.8	55.7	56.7	58.1	58.3	58.1	57.7	57.2	56.6	56.0	56.0	58.1	61.6	65.3	63.8	63.0	60.8	58.8
(RT) - (DA Load)	-1.23	-1.66	-1.66	-1.39	-1.93	-1.50	-1.74	-1.69	-1.70	-1.07	-1.17	-0.61	-0.61	-0.11	0.16	-0.22	-0.96	-0.40	0.12	-1.83	-0.02	0.55	-0.05	-0.52



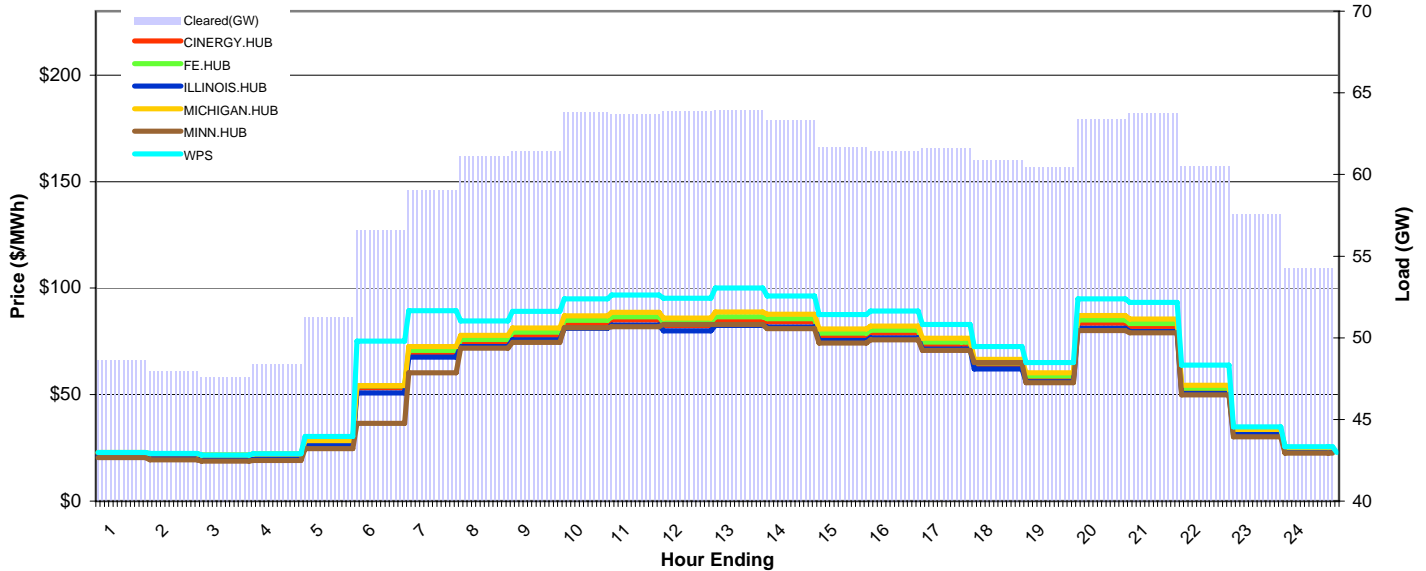
MISO Daily Report

Delivery Day: Monday, April 21, 2008

Price Color Codes: ≤0 ≥100 ≥200

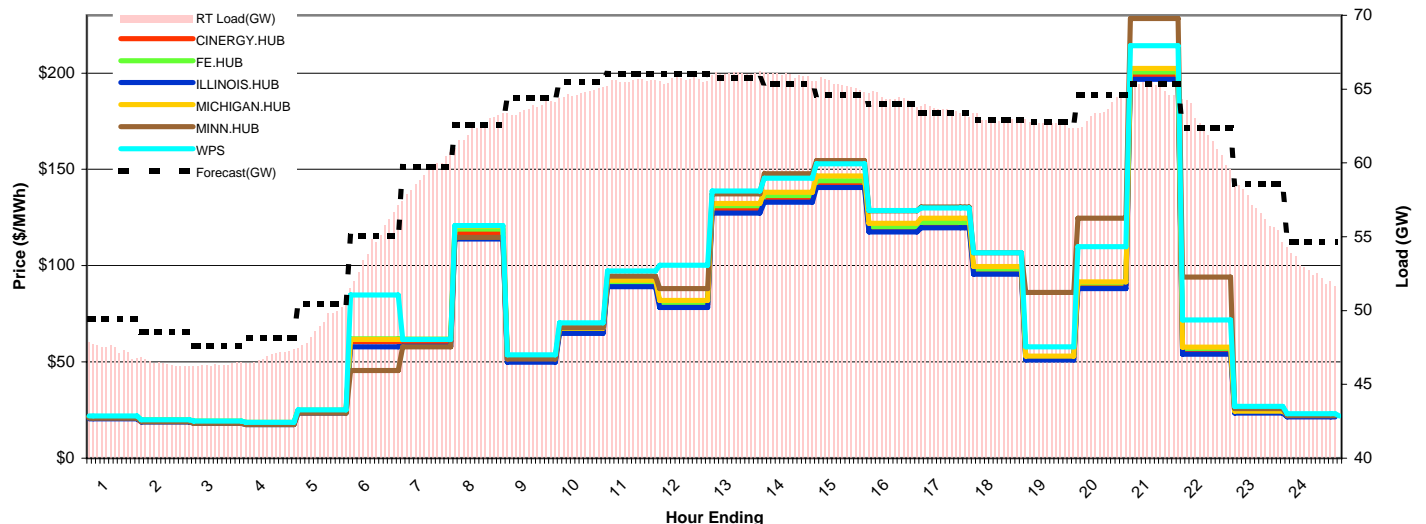
Day-Ahead Prices and Cleared Load

	HE1	HE2	HE3	HE4	HE5	HE6	HE7	HE8	HE9	HE10	HE11	HE12	HE13	HE14	HE15	HE16	HE17	HE18	HE19	HE20	HE21	HE22	HE23	HE24
CINERGY.HUB	22.14	21.69	21.08	21.62	27.67	53.21	69.61	74.62	77.87	83.37	85.00	82.27	85.00	84.06	77.49	78.84	73.35	63.82	57.78	83.50	81.99	51.91	32.66	24.40
FE.HUB	22.74	22.30	21.65	22.22	28.35	54.11	70.81	75.94	79.25	84.85	86.51	83.76	86.55	85.56	78.86	80.23	74.64	64.90	58.81	84.98	83.44	53.10	33.58	25.08
ILLINOIS.HUB	21.31	20.84	20.22	20.72	26.57	50.79	67.62	72.56	75.72	81.05	82.65	79.93	82.51	81.71	75.35	76.66	71.32	62.05	56.02	81.19	79.59	50.47	31.24	23.49
MICHIGAN.HUB	22.80	22.28	21.61	22.15	28.42	54.24	72.51	77.81	81.20	86.95	88.64	85.86	88.75	87.68	80.80	82.21	76.48	66.57	60.25	87.07	85.50	54.43	33.66	25.14
MINN.HUB	20.44	19.43	18.80	19.13	24.61	36.45	60.22	71.88	74.45	81.45	81.93	82.96	83.00	81.03	74.15	75.67	70.83	65.07	55.51	80.12	78.98	49.86	30.14	22.53
WPS	22.88	22.31	21.65	22.17	30.42	75.06	89.33	84.52	89.09	94.97	96.78	95.26	100.02	96.24	87.59	89.22	82.95	72.61	65.10	94.89	93.32	63.78	34.90	25.48
Cleared(GW)	48.6	47.9	47.6	48.3	51.2	56.6	59.0	61.1	61.4	63.8	63.7	63.9	63.9	63.3	61.6	61.4	61.6	60.9	60.4	63.4	63.8	60.5	57.6	54.2



Preliminary Real-Time Prices with Forecasted and Actual System Load

	HE1	HE2	HE3	HE4	HE5	HE6	HE7	HE8	HE9	HE10	HE11	HE12	HE13	HE14	HE15	HE16	HE17	HE18	HE19	HE20	HE21	HE22	HE23	HE24
CINERGY.HUB	21.24	19.51	18.89	18.24	24.44	60.50	60.47	117.05	51.07	65.84	90.12	79.72	128.96	134.41	142.35	118.73	121.31	97.20	51.94	89.86	199.01	56.19	23.94	22.06
FE.HUB	21.61	19.87	19.25	18.57	24.96	61.96	61.78	119.04	52.00	66.99	91.19	80.92	131.04	136.45	144.16	120.08	122.49	98.25	52.60	91.02	200.61	56.99	24.36	22.52
ILLINOIS.HUB	20.46	18.79	18.16	17.53	23.48	57.90	58.24	113.77	49.93	64.75	89.00	78.30	127.37	132.94	140.67	117.50	119.70	95.62	51.02	88.10	196.82	54.08	23.45	21.43
MICHIGAN.HUB	21.26	19.59	18.98	18.35	24.77	61.58	61.73	120.53	52.47	67.46	92.33	81.90	132.25	138.16	146.60	121.91	124.62	99.47	52.93	91.61	202.41	57.65	24.36	22.59
MINN.HUB	20.80	18.90	18.12	17.48	23.48	45.51	57.79	114.70	51.44	67.84	94.55	88.00	137.21	147.69	154.50	128.43	130.42	106.65	86.16	124.60	228.41	94.13	25.79	22.15
WPS	21.90	19.97	19.25	18.63	25.06	84.73	61.70	120.87	53.75	70.31	97.14	100.26	138.75	145.44	152.89	128.67	130.00	106.61	57.83	109.84	214.25	71.85	26.87	23.04
Forecasted(GW)	58.0	55.8	54.4	53.6	53.2	53.5	54.8	55.7	56.7	58.1	58.3	58.1	57.7	57.2	56.6	56.0	56.0	58.1	61.6	65.3	63.8	63.0	60.8	58.8
(RT) - (DA Load)	-1.27	-1.51	-1.29	-1.45	-2.21	-2.09	0.21	1.27	2.29	0.90	1.83	1.73	2.14	2.60	3.66	2.92	1.98	2.04	2.21	0.14	1.41	1.60	-0.76	-1.49



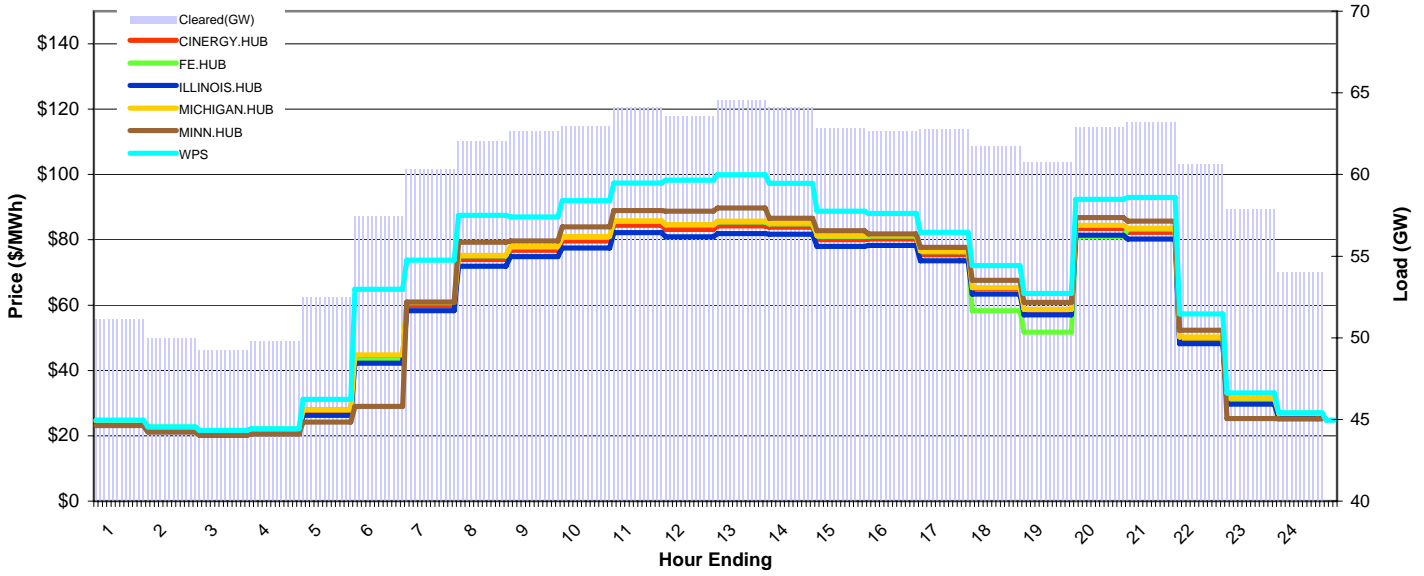
MISO Daily Report

Delivery Day: Tuesday, April 22, 2008

Price Color Codes: <=0 >=100 >=200

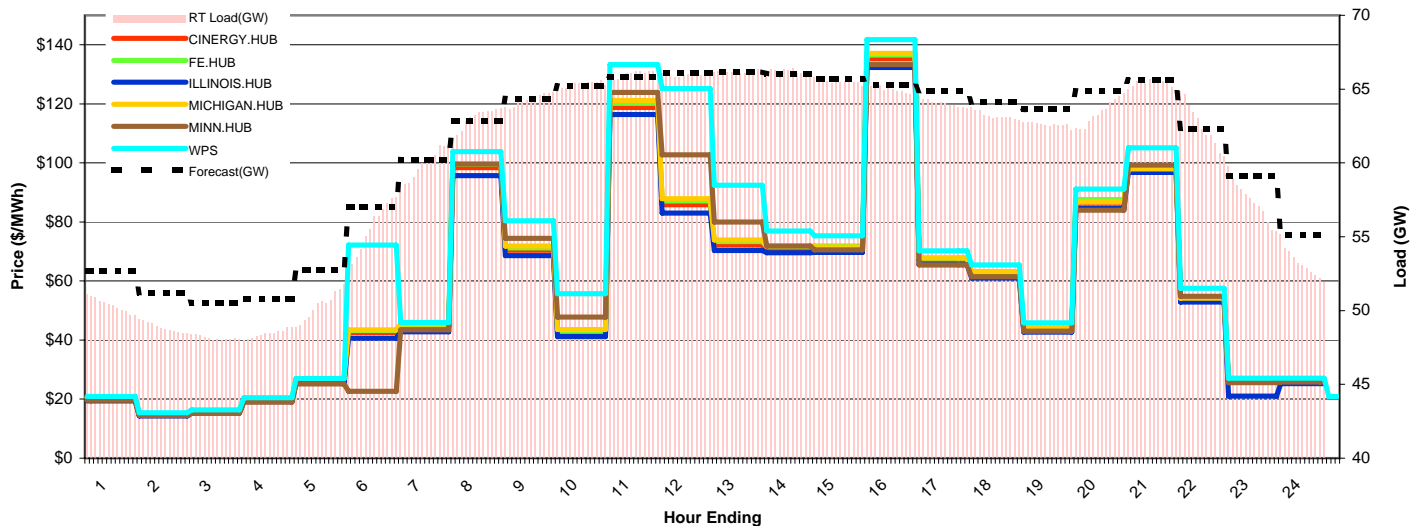
Day-Ahead Prices and Cleared Load

	HE1	HE2	HE3	HE4	HE5	HE6	HE7	HE8	HE9	HE10	HE11	HE12	HE13	HE14	HE15	HE16	HE17	HE18	HE19	HE20	HE21	HE22	HE23	HE24
CINERGY.HUB	24.23	22.16	21.13	21.57	27.45	44.06	59.91	74.00	76.79	79.67	84.48	83.20	84.22	83.91	80.00	80.28	75.43	65.03	58.45	83.52	82.34	49.51	30.85	26.40
FE.HUB	24.64	22.62	21.57	22.01	28.02	43.25	60.75	75.06	77.81	80.78	85.66	84.56	85.47	84.89	81.03	81.17	76.34	58.30	51.77	80.93	83.28	49.95	30.97	26.96
ILLINOIS.HUB	23.21	21.22	20.23	20.66	26.30	42.27	58.27	71.91	74.84	77.54	82.24	80.89	81.86	81.72	77.99	78.30	73.55	63.42	57.02	81.43	80.25	48.18	29.67	25.29
MICHIGAN.HUB	24.65	22.55	21.49	21.95	27.92	44.82	60.92	75.29	77.99	80.98	85.86	84.62	85.68	85.34	81.25	81.57	76.62	65.34	58.67	84.41	83.61	50.30	31.51	26.87
MINN.HUB	23.12	21.14	20.15	20.58	24.20	29.01	60.94	79.28	79.65	83.98	88.96	88.73	89.71	86.65	82.75	81.84	77.71	67.65	60.80	86.84	85.73	52.28	25.29	25.19
WPS	24.83	22.70	21.64	22.10	31.12	64.81	73.77	87.48	86.97	91.98	97.36	98.32	99.97	97.28	88.76	88.07	82.34	72.12	63.54	92.36	92.98	57.30	33.11	27.05
Cleared(GW)	51.1	49.9	49.2	49.8	52.5	57.4	60.3	62.0	62.6	63.0	64.1	63.5	64.5	64.1	62.8	62.6	62.8	61.8	60.8	62.9	63.2	60.6	57.9	54.0



Preliminary Real-Time Prices with Forecasted and Actual System Load

	HE1	HE2	HE3	HE4	HE5	HE6	HE7	HE8	HE9	HE10	HE11	HE12	HE13	HE14	HE15	HE16	HE17	HE18	HE19	HE20	HE21	HE22	HE23	HE24
CINERGY.HUB	20.01	14.72	15.78	19.88	26.21	42.54	44.57	98.39	70.40	42.33	118.80	85.82	72.17	70.85	71.05	135.29	67.02	62.52	43.74	86.75	98.31	54.29	25.69	26.15
FE.HUB	20.34	14.89	15.99	20.17	26.82	43.27	45.16	99.46	71.22	42.99	120.22	87.09	73.37	71.67	71.82	136.57	67.70	63.11	44.14	87.58	98.57	54.43	25.98	26.60
ILLINOIS.HUB	19.42	14.28	15.27	19.16	25.32	40.61	42.86	95.67	68.65	41.16	116.45	83.07	70.30	69.55	69.71	132.37	65.54	60.99	42.74	84.77	96.78	52.93	21.07	25.27
MICHIGAN.HUB	20.46	15.00	16.01	20.22	27.02	43.45	45.40	99.75	71.82	43.59	121.18	87.95	73.89	71.85	71.52	137.06	67.88	63.19	43.87	86.79	97.94	54.14	25.79	26.52
MINN.HUB	19.67	14.46	15.28	19.02	25.11	22.68	43.48	99.55	74.44	47.81	123.88	102.79	80.02	71.87	70.61	133.34	65.50	61.42	42.98	83.99	99.24	54.86	25.58	25.77
WPS	20.94	15.36	16.31	20.45	27.00	72.18	45.91	103.82	80.43	55.66	133.33	125.15	92.50	76.91	75.36	141.72	70.26	65.41	45.90	91.12	105.10	57.52	27.08	27.04
Forecasted(GW)	58.0	55.8	54.4	53.6	53.2	53.5	54.8	55.7	56.7	58.1	58.3	58.1	57.7	57.2	56.6	56.0	56.0	58.1	61.6	65.3	63.8	63.0	60.8	58.8
(RT) - (DA Load)	-0.76	-1.08	-1.10	-1.34	-2.16	-1.92	-0.51	1.00	1.63	2.35	1.90	2.43	1.65	2.08	2.71	2.33	1.27	1.43	1.85	0.50	2.20	1.94	-0.47	-0.83



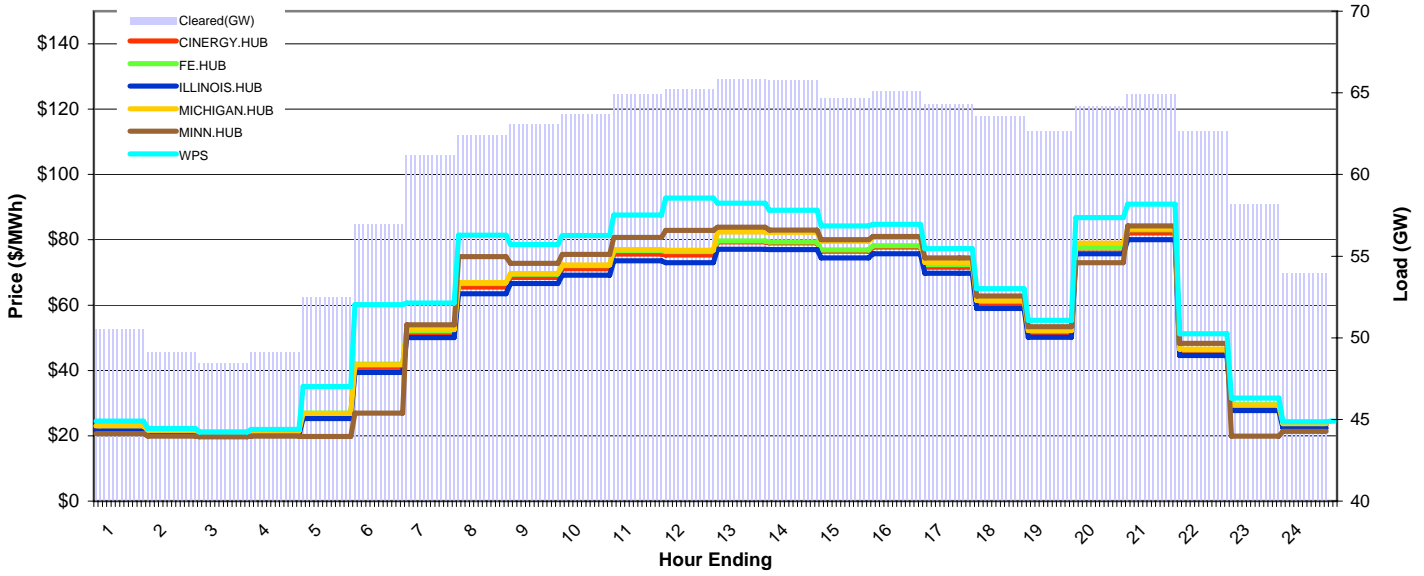
MISO Daily Report

Delivery Day: Wednesday, April 23, 2008

Price Color Codes: ≤0 ≥100 ≥200

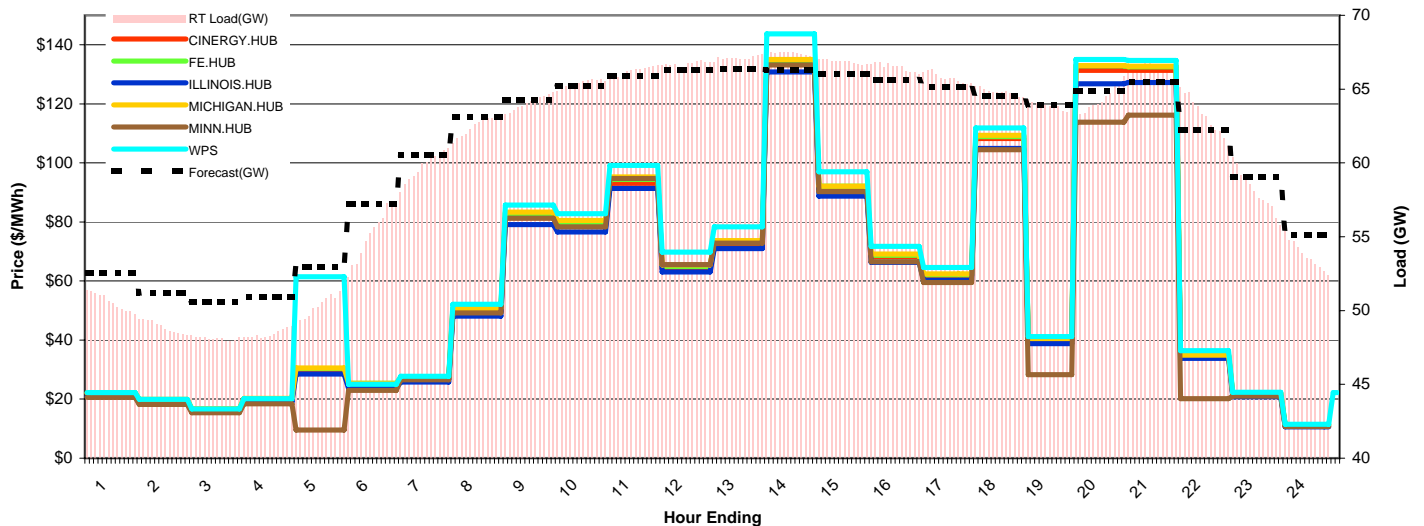
Day-Ahead Prices and Cleared Load

	HE1	HE2	HE3	HE4	HE5	HE6	HE7	HE8	HE9	HE10	HE11	HE12	HE13	HE14	HE15	HE16	HE17	HE18	HE19	HE20	HE21	HE22	HE23	HE24
CINERGY.HUB	22.50	21.22	20.64	21.06	26.32	40.99	51.53	65.58	68.53	71.12	75.65	75.32	79.34	79.09	76.50	77.76	71.60	60.47	51.47	77.51	82.12	45.75	29.11	23.29
FE.HUB	23.05	21.69	21.10	21.54	26.92	41.89	52.08	66.59	69.47	72.10	76.69	76.40	79.69	79.35	76.91	78.21	72.44	61.28	52.15	77.55	83.04	46.37	29.50	23.91
ILLINOIS.HUB	21.64	20.35	19.80	20.21	25.30	39.40	50.08	63.52	66.66	69.18	73.55	73.01	77.15	76.98	74.49	75.75	69.79	58.95	50.18	75.69	80.05	44.53	27.74	22.33
MICHIGAN.HUB	22.98	21.61	21.03	21.46	26.83	41.75	52.49	66.92	69.69	72.34	76.98	76.86	82.43	82.29	79.59	80.71	73.05	61.41	52.26	78.97	83.45	46.50	29.37	23.71
MINN.HUB	20.66	19.93	19.72	19.93	19.77	26.92	54.02	74.87	72.81	75.54	80.76	82.93	83.87	82.96	80.03	81.02	74.43	62.83	53.44	73.02	84.21	48.28	19.90	21.35
WPS	24.47	22.27	21.17	21.90	35.04	60.17	60.63	81.43	78.57	81.35	87.56	92.78	91.22	89.10	84.29	84.77	77.27	65.04	55.32	86.82	90.94	51.29	31.50	24.31
Cleared(GW)	50.5	49.1	48.4	49.1	52.5	56.9	61.2	62.4	63.1	63.6	64.9	65.2	65.8	65.8	64.7	65.1	64.3	63.5	62.6	64.2	64.9	62.6	58.2	53.9



Preliminary Real-Time Prices with Forecasted and Actual System Load

	HE1	HE2	HE3	HE4	HE5	HE6	HE7	HE8	HE9	HE10	HE11	HE12	HE13	HE14	HE15	HE16	HE17	HE18	HE19	HE20	HE21	HE22	HE23	HE24
CINERGY.HUB	21.77	19.59	16.47	19.89	29.75	24.76	26.74	49.65	81.39	78.44	93.14	64.21	72.23	133.28	91.06	68.23	61.81	108.23	40.11	131.33	131.40	34.74	21.60	11.10
FE.HUB	22.14	19.87	16.71	20.21	30.32	25.33	27.21	50.65	82.92	79.64	94.38	64.94	73.08	134.64	92.09	68.73	62.15	108.94	40.52	132.83	132.56	35.01	22.01	11.28
ILLINOIS.HUB	20.92	18.78	15.77	19.06	28.51	23.63	25.77	48.10	79.14	76.58	91.34	63.13	71.00	130.81	88.78	66.37	60.23	104.96	38.82	126.85	127.21	33.86	20.85	10.65
MICHIGAN.HUB	22.08	19.90	16.78	20.32	30.56	25.35	27.24	50.74	83.38	80.51	95.22	65.46	73.70	135.02	92.12	69.17	62.45	109.37	40.50	132.98	132.77	34.94	21.97	11.32
MINN.HUB	20.58	18.25	15.38	18.41	9.56	23.02	26.55	49.17	81.26	78.34	94.72	65.53	72.84	133.25	90.32	66.55	59.50	104.44	28.28	113.78	116.15	20.20	21.04	10.69
WPS	22.20	19.91	16.72	20.16	61.48	25.01	27.72	52.17	85.71	82.76	99.15	69.82	78.34	143.67	96.95	71.78	64.61	111.80	41.17	135.01	134.73	36.40	22.34	11.45
Forecasted(GW)	58.0	55.8	54.4	53.6	53.2	53.5	54.8	55.7	56.7	58.1	58.3	58.1	57.7	57.2	56.6	56.0	56.0	58.1	61.6	65.3	63.8	63.0	60.8	58.8
(RT) - (DA Load)	0.06	-0.27	-0.29	-0.72	-2.09	-1.78	-1.40	0.03	1.00	1.74	1.31	1.49	1.30	1.64	2.19	1.41	1.47	1.28	1.23	0.14	1.45	0.61	-0.14	-0.19



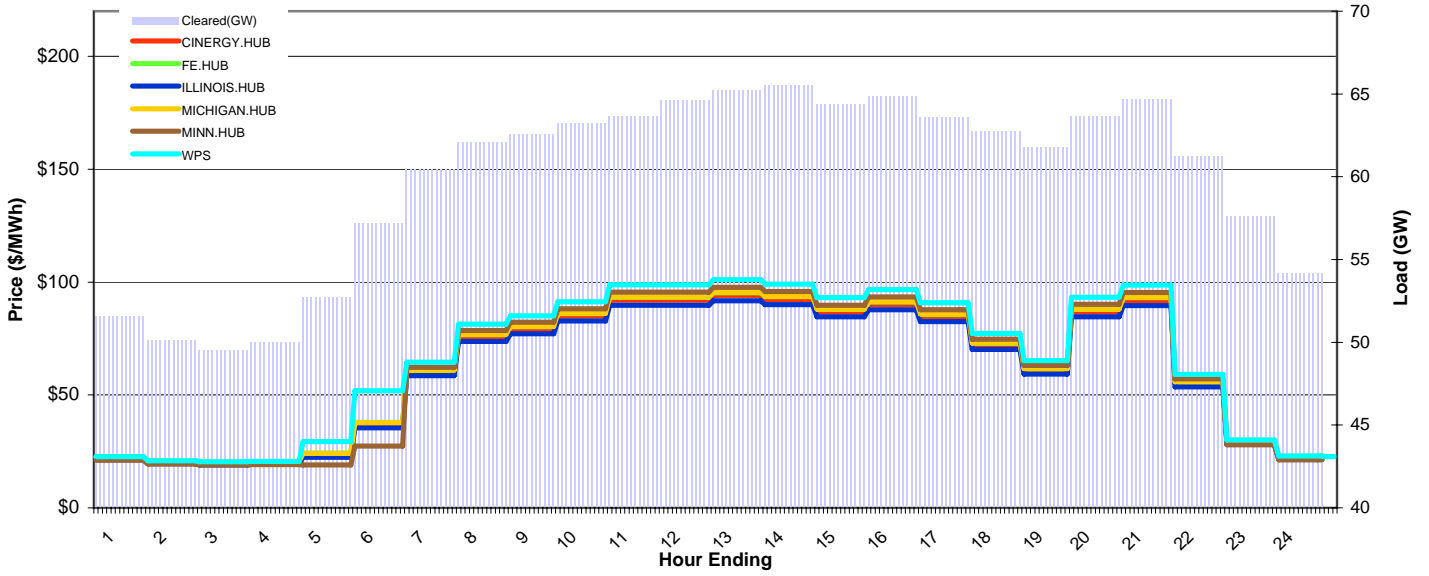
MISO Daily Report

Delivery Day: Thursday, April 24, 2008

Price Color Codes: ≤0 ≥100 ≥200

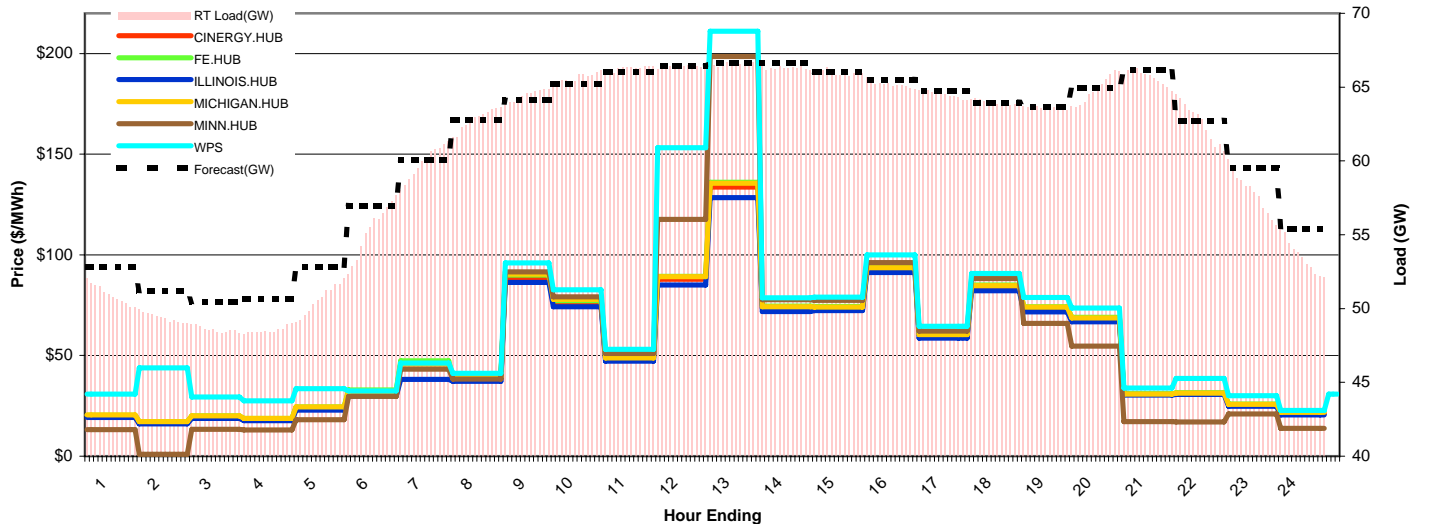
Day-Ahead Prices and Cleared Load

	HE1	HE2	HE3	HE4	HE5	HE6	HE7	HE8	HE9	HE10	HE11	HE12	HE13	HE14	HE15	HE16	HE17	HE18	HE19	HE20	HE21	HE22	HE23	HE24
CINERGY.HUB	22.15	20.37	19.89	20.07	23.71	37.08	59.99	75.68	79.12	84.95	92.01	92.00	94.06	92.27	86.76	90.00	84.56	71.90	60.72	86.76	91.87	54.95	29.31	22.36
FE.HUB	22.61	20.80	20.31	20.48	24.19	37.83	60.78	76.68	80.17	86.08	93.23	93.22	95.30	93.49	87.92	91.20	85.68	72.86	61.53	87.92	93.09	55.68	29.92	22.83
ILLINOIS.HUB	21.21	19.51	19.05	19.22	22.39	35.50	58.48	73.78	77.14	82.82	89.70	89.69	91.70	89.95	84.59	87.74	82.44	70.10	59.19	84.58	89.56	53.57	28.07	21.42
MICHIGAN.HUB	22.53	20.72	20.24	20.41	24.12	37.72	60.91	76.84	80.34	86.25	93.42	93.41	95.50	93.69	88.09	91.38	85.86	73.00	61.65	88.09	93.28	55.79	29.82	22.75
MINN.HUB	21.13	19.43	18.98	19.14	19.03	27.30	62.30	78.60	82.17	88.23	95.56	95.55	97.68	95.83	89.78	93.35	87.81	74.67	63.06	90.11	95.41	57.07	27.96	21.33
WPS	22.69	20.87	20.38	20.55	29.29	51.94	64.46	81.31	85.01	91.28	98.86	98.85	101.06	99.14	93.10	96.66	90.85	77.25	65.24	93.22	98.71	59.04	30.03	22.91
Cleared(GW)	51.6	50.2	49.5	50.0	52.7	57.2	60.5	62.1	62.6	63.3	63.7	64.7	65.2	65.5	64.4	64.9	63.6	62.7	61.8	63.6	64.7	61.2	57.6	54.2



Preliminary Real-Time Prices with Forecasted and Actual System Load

	HE1	HE2	HE3	HE4	HE5	HE6	HE7	HE8	HE9	HE10	HE11	HE12	HE13	HE14	HE15	HE16	HE17	HE18	HE19	HE20	HE21	HE22	HE23	HE24
CINERGY.HUB	20.15	16.88	19.72	18.51	24.05	31.28	45.88	38.40	88.74	76.18	48.41	87.97	133.68	73.63	72.70	93.57	60.34	84.46	73.72	68.47	30.89	31.28	25.52	21.21
FE.HUB	20.40	17.11	20.02	18.80	24.50	32.97	47.32	39.15	89.99	77.19	48.97	89.32	136.02	74.50	74.47	94.18	60.80	85.06	74.27	68.94	31.01	31.52	25.92	22.59
ILLINOIS.HUB	19.31	16.12	18.76	17.63	22.89	29.91	38.11	37.13	86.26	74.16	47.26	84.98	128.48	71.80	72.27	91.23	58.69	82.18	71.68	66.79	30.35	30.66	24.84	20.58
MICHIGAN.HUB	20.46	17.22	20.09	18.80	24.52	32.32	45.71	39.19	90.49	77.95	48.85	89.15	135.62	74.20	74.02	93.70	60.43	84.71	74.00	68.63	30.78	31.26	25.73	21.77
MINN.HUB	13.27	1.00	13.35	13.04	18.05	29.67	43.16	38.28	91.57	79.14	51.00	117.64	198.54	77.79	77.42	96.23	62.10	88.27	66.04	54.64	17.15	17.07	20.98	13.80
WPS	30.82	43.93	29.46	27.46	33.60	32.50	46.24	41.15	96.07	82.58	53.02	153.26	211.13	78.63	79.02	100.03	64.50	90.71	78.88	73.66	33.87	38.61	30.07	22.80
Forecasted(GW)	58.0	55.8	54.4	53.6	53.2	53.5	54.8	55.7	56.7	58.1	58.3	58.1	57.7	57.2	56.6	56.0	56.0	58.1	61.6	65.3	63.8	63.0	60.8	58.8
(RT) - (DA Load)	-0.64	-0.78	-0.95	-1.46	-2.14	-1.87	-0.58	0.77	1.86	2.36	2.60	1.74	1.33	0.77	1.59	0.30	0.93	1.18	1.83	1.20	0.94	1.39	0.23	-0.66



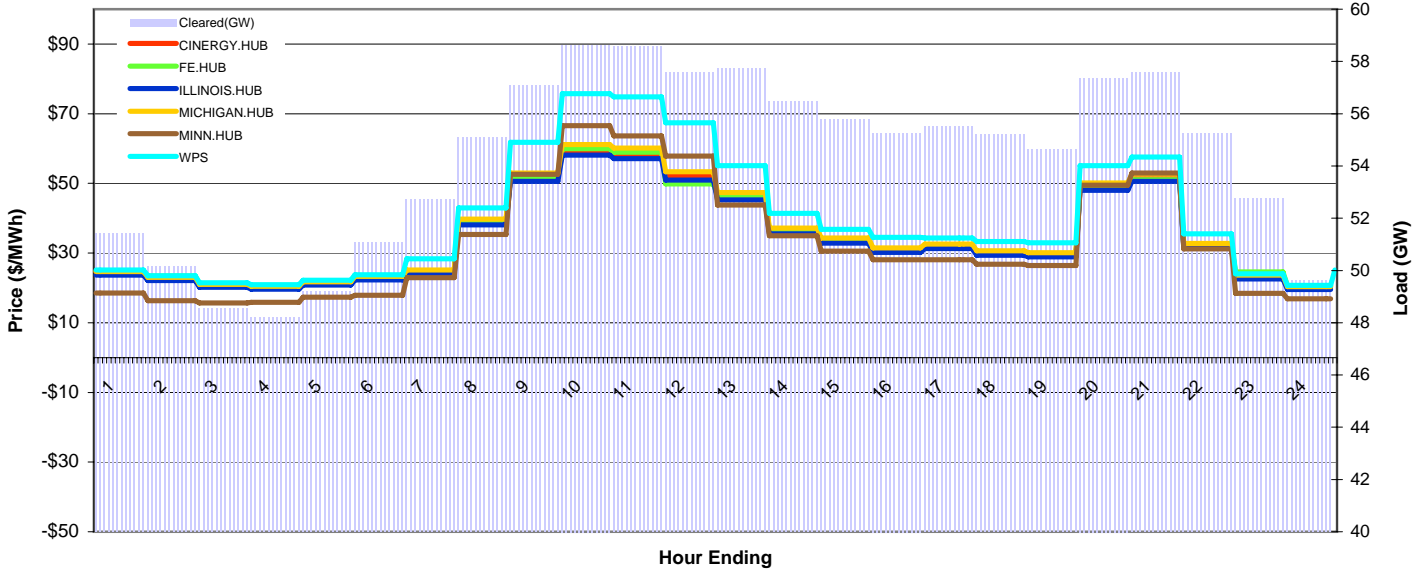
MISO Daily Report

Delivery Day: Saturday, April 26, 2008

Price Color Codes: ≤0 ≥100 ≥200

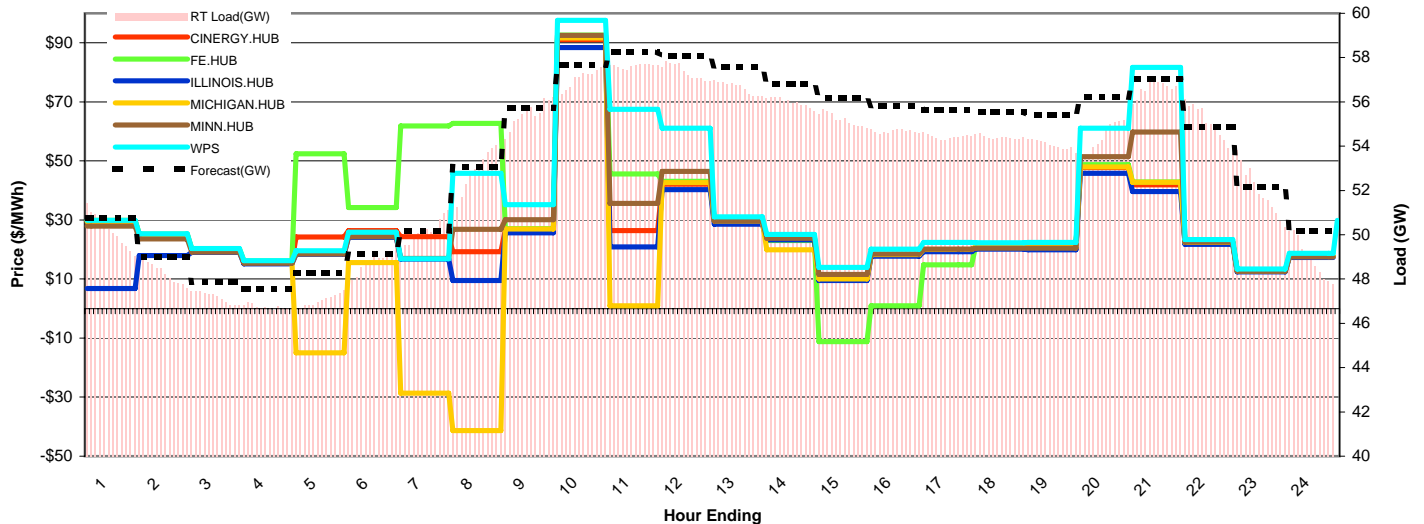
Day-Ahead Prices and Cleared Load

	HE1	HE2	HE3	HE4	HE5	HE6	HE7	HE8	HE9	HE10	HE11	HE12	HE13	HE14	HE15	HE16	HE17	HE18	HE19	HE20	HE21	HE22	HE23	HE24
CINERGY.HUB	24.56	22.97	20.93	20.38	21.67	23.19	24.38	38.66	51.41	59.22	58.22	51.93	45.98	36.10	33.32	30.59	31.73	29.81	29.28	48.71	51.31	31.79	23.45	20.27
FE.HUB	24.80	23.35	21.28	20.73	22.04	23.58	24.67	39.10	51.65	59.99	58.97	49.85	46.53	36.52	33.70	30.95	32.08	30.15	29.61	48.87	51.05	32.16	24.61	20.62
ILLINOIS.HUB	23.66	22.12	20.15	19.62	20.86	22.32	23.98	38.13	50.59	58.13	57.13	50.93	45.24	35.55	32.86	30.15	31.32	29.39	28.86	47.98	50.56	31.34	22.59	19.51
MICHIGAN.HUB	24.64	23.04	20.99	20.45	21.74	23.26	25.11	39.77	52.93	61.17	60.13	53.32	47.37	37.17	34.28	31.49	32.62	30.67	30.13	50.11	52.73	32.73	23.64	20.34
MINN.HUB	18.48	16.35	15.69	15.89	17.33	17.88	22.95	35.30	52.58	66.59	63.58	57.85	43.81	34.96	30.52	28.07	28.06	26.81	26.42	49.52	53.00	31.20	18.44	16.86
WPS	25.14	23.50	21.42	20.87	22.19	23.74	28.38	42.97	61.81	75.73	74.81	67.39	55.05	41.38	36.76	34.48	34.29	33.35	32.91	55.06	57.53	35.56	24.03	20.76
Cleared(GW)	51.4	50.2	48.6	48.2	49.2	51.1	52.7	55.1	57.1	58.6	58.6	57.6	57.7	56.5	55.8	55.3	55.5	55.2	54.6	57.4	57.6	55.2	52.8	49.6



Preliminary Real-Time Prices with Forecasted and Actual System Load

	HE1	HE2	HE3	HE4	HE5	HE6	HE7	HE8	HE9	HE10	HE11	HE12	HE13	HE14	HE15	HE16	HE17	HE18	HE19	HE20	HE21	HE22	HE23	HE24
CINERGY.HUB	29.70	25.02	19.82	15.79	24.28	26.38	24.35	19.29	26.59	91.06	26.41	42.15	29.52	24.07	9.99	18.31	19.97	20.87	20.62	47.73	41.96	22.30	12.72	17.66
FE.HUB	29.85	25.24	20.25	16.15	52.40	34.24	61.90	62.72	27.09	92.68	45.61	43.12	30.28	23.03	-11.22	0.90	14.84	21.31	21.06	48.76	42.92	22.64	12.86	17.80
ILLINOIS.HUB	6.82	17.98	19.04	15.16	18.37	24.12	16.77	9.48	25.60	88.40	20.91	40.30	28.55	23.24	9.53	17.69	19.22	20.10	19.90	45.80	39.58	21.80	12.44	17.26
MICHIGAN.HUB	29.46	24.78	19.93	15.88	-14.94	15.61	-28.60	-41.38	26.99	91.64	0.90	42.62	29.61	19.94	10.04	18.31	20.05	20.98	20.76	47.97	42.74	22.39	12.71	17.82
MINN.HUB	27.98	23.60	19.15	15.35	18.48	24.35	17.00	26.79	30.08	92.53	35.60	46.44	29.62	23.84	11.51	18.55	20.07	20.43	20.49	51.46	59.83	22.56	12.63	17.50
WPS	29.91	25.28	20.35	16.24	19.59	25.84	16.91	45.77	35.16	97.63	67.43	61.12	31.10	25.06	13.90	20.09	22.36	22.34	22.38	61.06	81.73	23.37	13.43	18.66
Forecasted(GW)	58.0	55.8	54.4	53.6	53.2	53.5	54.8	55.7	56.7	58.1	58.3	58.1	57.7	57.2	56.6	56.0	56.0	58.1	61.6	65.3	63.8	63.0	60.8	58.8
(RT) - (DA Load)	-1.21	-1.83	-1.37	-1.45	-2.17	-2.39	-2.55	-2.18	-1.61	-1.59	-0.94	-0.22	-1.08	-0.46	-0.58	-0.58	-1.07	-0.79	-0.56	-2.90	-0.96	-0.20	-0.80	-0.66



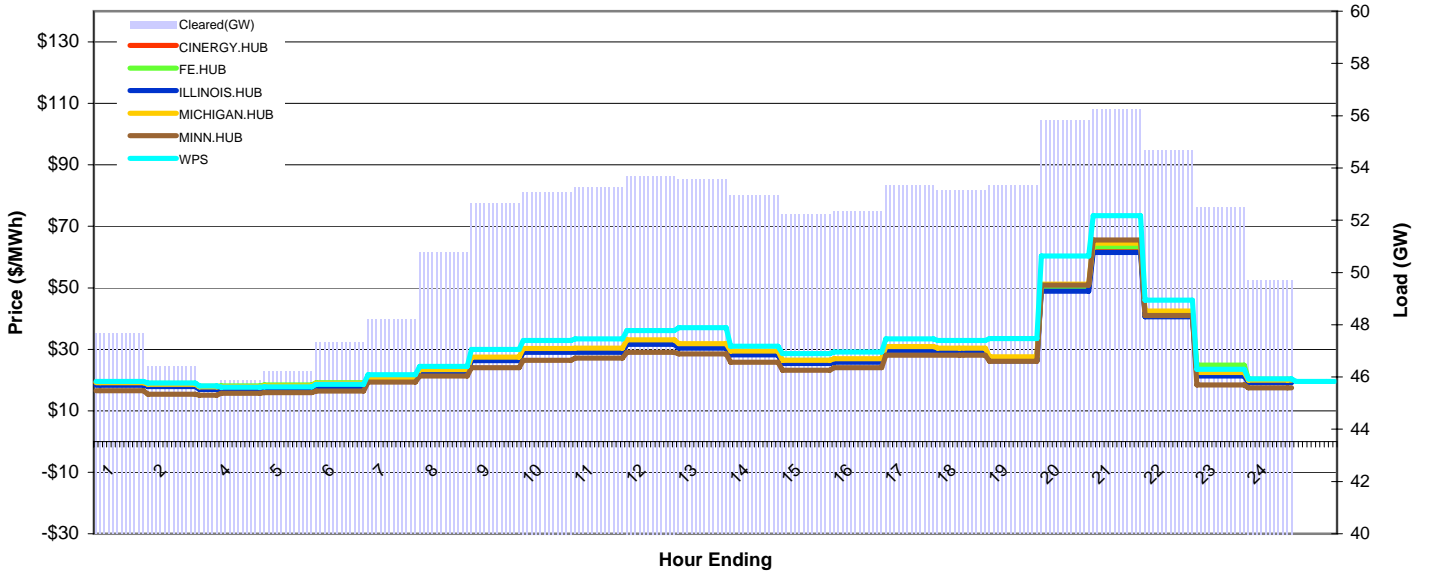
MISO Daily Report

Delivery Day: Sunday, April 27, 2008

Price Color Codes: ≤0 ≥100 ≥200

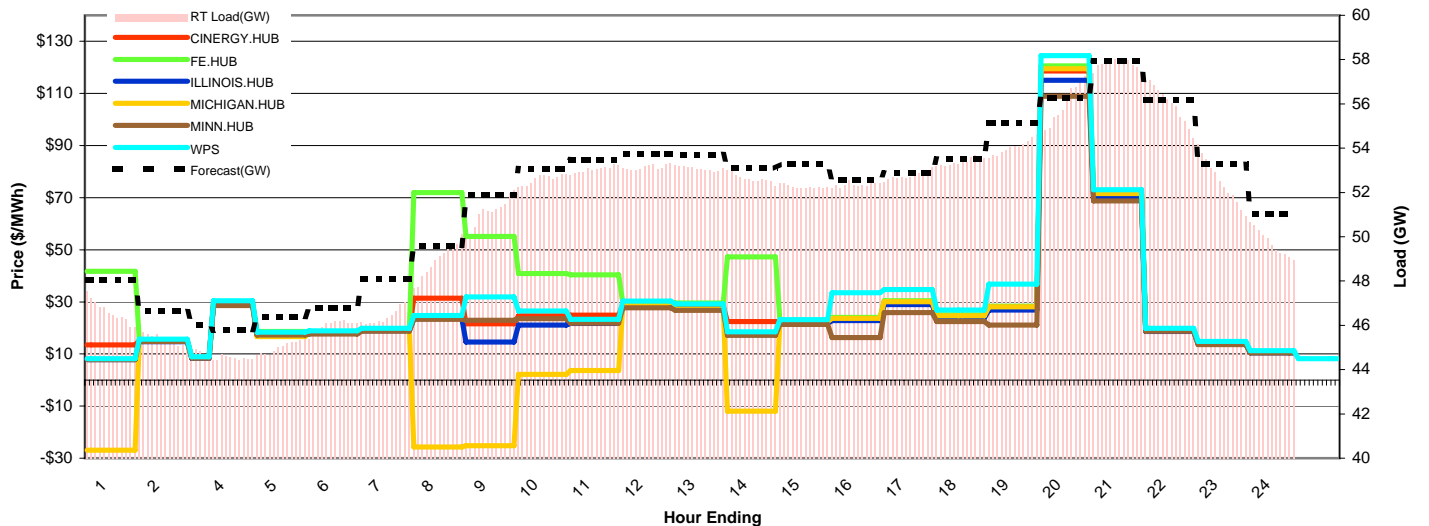
Day-Ahead Prices and Cleared Load

	HE1	HE2	HE3	HE4	HE5	HE6	HE7	HE8	HE9	HE10	HE11	HE12	HE13	HE14	HE15	HE16	HE17	HE18	HE19	HE20	HE21	HE22	HE23	HE24
CINERGY.HUB	19.04	18.58	17.68	17.79	18.05	18.84	19.79	22.79	26.67	29.44	29.49	32.11	30.92	28.60	25.70	26.17	30.06	29.51	26.71	49.70	62.59	41.30	22.23	19.87
FE.HUB	19.38	18.91	17.99	18.11	18.38	19.18	20.01	23.06	27.01	29.81	29.71	32.49	31.29	28.92	26.45	26.60	30.40	29.85	26.86	50.22	63.33	41.76	24.82	20.23
ILLINOIS.HUB	18.30	17.86	16.99	16.97	17.17	17.92	19.52	22.52	26.33	29.06	29.06	31.64	30.39	28.22	25.34	25.80	29.63	29.10	26.22	48.89	61.55	40.61	21.36	19.09
MICHIGAN.HUB	19.10	18.64	17.74	17.85	18.11	18.90	20.36	23.45	27.48	30.32	30.36	33.06	31.87	29.41	26.47	26.94	30.94	30.38	27.57	51.25	64.48	42.49	22.49	19.94
MINN.HUB	16.58	15.44	15.05	15.70	15.96	16.44	19.30	21.31	24.05	26.45	27.13	28.98	28.50	25.83	23.15	24.02	28.14	28.12	26.14	50.88	65.56	41.03	18.38	17.43
WPS	19.52	19.04	18.12	17.69	17.81	18.57	21.70	24.42	29.97	32.87	33.43	36.15	37.06	31.04	28.62	29.10	33.40	32.84	33.50	60.39	73.49	45.95	23.53	20.37
Cleared(GW)	47.6	46.4	45.7	45.9	46.2	47.3	48.2	50.8	52.7	53.1	53.3	53.7	53.6	52.9	52.2	52.3	53.3	53.2	53.3	55.8	56.2	54.7	52.5	49.7



Preliminary Real-Time Prices with Forecasted and Actual System Load

	HE1	HE2	HE3	HE4	HE5	HE6	HE7	HE8	HE9	HE10	HE11	HE12	HE13	HE14	HE15	HE16	HE17	HE18	HE19	HE20	HE21	HE22	HE23	HE24
CINERGY.HUB	13.45	15.07	8.55	29.45	17.84	18.29	19.27	31.42	21.58	24.60	24.96	28.93	28.27	22.42	22.41	23.51	29.90	24.58	27.80	118.63	71.25	18.91	13.97	10.66
FE.HUB	41.74	15.10	8.55	29.44	18.59	18.34	19.41	71.97	55.08	40.83	40.38	29.73	29.59	47.28	22.85	24.01	30.48	25.04	28.31	120.57	71.99	19.19	14.16	10.76
ILLINOIS.HUB	7.78	14.72	8.37	28.94	17.40	17.96	18.87	23.52	14.56	21.10	21.66	28.08	27.29	17.45	21.73	22.78	28.94	23.81	26.93	115.01	69.76	18.59	13.75	10.46
MICHIGAN.HUB	-26.88	15.00	8.51	29.32	16.73	18.25	19.24	-25.73	-25.18	2.16	3.66	28.52	27.23	-12.00	22.46	23.64	30.02	24.67	28.04	119.52	71.57	19.02	14.02	10.65
MINN.HUB	7.84	14.89	8.41	28.63	17.27	17.72	18.71	23.29	22.95	23.51	21.79	27.78	26.77	17.20	21.34	16.36	25.86	22.39	21.10	108.97	68.70	18.75	13.62	10.39
WPS	8.22	15.70	8.88	30.47	18.35	18.92	19.91	24.76	31.86	26.52	23.32	30.31	29.22	18.53	23.17	33.50	34.70	26.82	36.78	124.48	73.04	19.91	14.79	11.23
Forecasted(GW)	58.0	55.8	54.4	53.6	53.2	53.5	54.8	55.7	56.7	58.1	58.3	58.1	57.7	57.2	56.6	56.0	56.0	58.1	61.6	65.3	63.8	63.0	60.8	58.8
(RT) - (DA Load)	-1.04	-1.04	-0.90	-1.33	-1.21	-1.34	-1.74	-1.83	-1.52	-0.47	-0.21	-0.54	-0.48	-0.30	0.03	0.01	-0.57	0.23	0.71	0.22	1.57	1.35	0.00	0.03



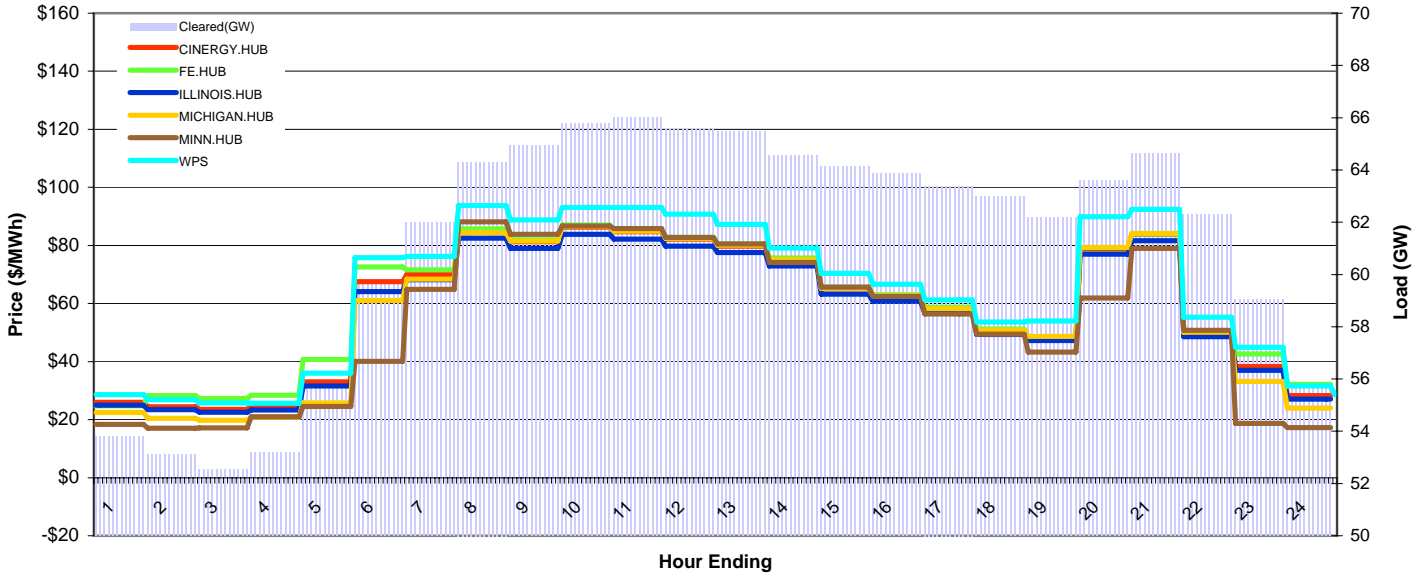
MISO Daily Report

Delivery Day: Tuesday, April 29, 2008

Price Color Codes: ≤0 ≥100 ≥200

Day-Ahead Prices and Cleared Load

	HE1	HE2	HE3	HE4	HE5	HE6	HE7	HE8	HE9	HE10	HE11	HE12	HE13	HE14	HE15	HE16	HE17	HE18	HE19	HE20	HE21	HE22	HE23	HE24
CINERGY.HUB	25.98	24.40	23.58	24.40	32.97	67.50	69.98	84.96	81.28	86.30	84.68	82.14	79.81	75.00	65.05	62.47	58.17	50.73	48.47	78.79	83.82	50.00	38.35	28.26
FE.HUB	24.75	28.23	27.33	28.35	40.71	72.62	71.57	85.70	81.98	87.04	85.43	82.87	80.52	75.63	65.61	63.00	58.66	51.16	48.20	77.27	83.89	50.50	42.58	32.17
ILLINOIS.HUB	24.94	23.40	22.60	23.30	31.64	64.05	68.16	82.51	78.98	83.86	82.23	79.74	77.53	72.96	63.26	60.77	56.60	49.36	47.27	77.02	81.60	48.57	36.98	27.08
MICHIGAN.HUB	22.39	20.45	19.79	20.77	25.74	61.04	68.39	84.36	81.50	86.53	84.94	82.40	80.05	75.08	65.23	62.62	58.31	50.85	48.69	79.31	84.15	50.10	33.12	23.96
MINN.HUB	18.39	17.08	17.16	20.98	24.52	40.10	64.84	88.10	83.88	86.70	85.79	82.71	80.50	74.13	65.69	62.48	56.40	49.48	43.24	61.95	78.98	50.73	18.73	17.22
WPS	28.64	26.89	25.76	25.68	35.95	75.76	76.27	93.70	88.84	93.06	93.06	90.73	87.25	79.15	70.35	66.63	61.25	53.64	53.96	89.93	92.42	55.27	44.94	31.54
Cleared(GW)	53.8	53.1	52.6	53.2	55.6	59.7	62.0	64.3	64.9	65.8	66.0	65.6	65.5	64.5	64.1	63.9	63.4	63.0	62.2	63.6	64.6	62.3	59.0	55.9



Preliminary Real-Time Prices with Forecasted and Actual System Load

	HE1	HE2	HE3	HE4	HE5	HE6	HE7	HE8	HE9	HE10	HE11	HE12	HE13	HE14	HE15	HE16	HE17	HE18	HE19	HE20	HE21	HE22	HE23	HE24
CINERGY.HUB	22.43	26.22	21.85	26.88	54.48	100.15	145.13	112.16	37.00	36.63	72.04	47.41	58.14	57.58	44.01	31.78	32.82	19.33	29.08	55.91	59.64	20.18	12.63	13.05
FE.HUB	22.76	26.60	22.15	27.28	55.38	101.46	146.12	112.85	37.44	37.32	73.42	48.22	59.21	58.65	44.91	32.52	33.64	19.77	29.85	57.33	60.60	20.61	12.89	13.28
ILLINOIS.HUB	21.81	25.52	21.19	26.10	52.90	97.00	142.21	110.55	36.62	36.00	71.29	46.91	57.40	56.89	43.39	31.25	32.14	18.97	28.34	54.47	58.53	19.78	12.35	12.69
MICHIGAN.HUB	22.54	26.41	21.99	27.17	54.79	99.99	144.39	111.53	37.15	37.05	72.79	47.92	58.89	58.45	44.58	32.21	33.27	19.51	29.43	56.68	60.30	20.36	12.81	13.34
MINN.HUB	13.24	16.08	17.52	22.74	39.67	94.12	143.49	115.33	38.01	41.01	73.20	47.82	57.88	57.34	44.28	31.38	26.47	16.32	24.49	36.01	46.77	20.02	-12.88	-11.37
WPS	37.40	42.42	28.19	31.68	72.02	100.59	154.79	122.15	43.04	48.33	82.29	52.99	64.19	65.18	49.46	34.20	44.17	24.75	36.88	87.34	82.47	21.27	55.05	53.09
Forecasted(GW)	58.0	55.8	54.4	53.6	53.2	53.5	54.8	55.7	56.7	58.1	58.3	58.1	57.7	57.2	56.6	56.0	56.0	58.1	61.6	65.3	63.8	63.0	60.8	58.8
(RT) - (DA Load)	-0.92	-1.16	-0.99	-1.11	-1.24	-0.46	1.77	1.93	1.46	0.54	-0.05	-0.11	-0.71	-0.29	-1.01	-1.47	-1.76	-1.90	-1.20	-1.43	-0.43	0.11	-1.05	-1.63

