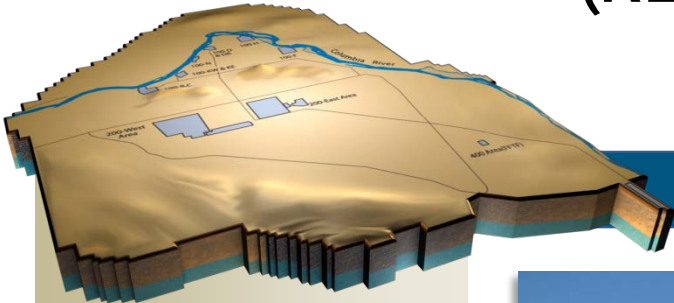


Section C

Solid Waste Stabilization and Disposition (RL-0013)



Monthly Performance Report

L.T. Blackford
Vice President and
Project Manager for
Waste and Fuels
Management Project

K. A. Dorr
Vice President for
Engineering, Projects
and Construction

October 2010
DOE/RL-2010-126-10, Rev. 0
Contract DE-AC06-08RL14788
Deliverable C.3.1.3.1 - 1



Super Type A container to support CH2M HILL's shipment of waste



Culvert Retrieval



Container Receipt and Placement

PROJECT SUMMARY

The Waste and Fuels Management Project (WFMP) focused on delivering safe, compliant performance.

American Recovery and Reinvestment Act (ARRA)

Weekly and monthly Recovery Act Reporting continued. Work continued on a “middle-ware” utility to provide an accessible, user friendly and comprehensive interface for waste inventory, forecast, and reporting data. Mixed/Low Level Waste: M-91-42 – shipped 3 m³ and completed 5 m³ during the month, M-91-42 – shipped 6 m³ and completed 3 m³, and M-91-44 – shipped 10 m³ and completed 20 m³ during the month. TRU Retrieval removed five remote handled (RH) culvert (total 19.9 m³) waste containers from 3A Trench 8, continued excavation of remaining eight boxes and one culvert in 3A Trench 8, assayed eight containers removed from 3A Trench 8, excavated 3A Trench 17 Box 12 and prepared to reinforce, remove and place within shoring box, and completed mock-up of the 4B Trench 11 event site and initiated Hazard Review Board (HRB) preparations. Next Generation Retrieval (NGR) completed the Acceptance Test Procedure (ATP) for the Real-Time Radiography (RTR) and Drum Warming Unit (DWU). TRU Repackaging repacked 18 m³ of TRU waste into CCP-certifiable containers; processed 140 parent drums – creating 163 offspring drums; generated eight drums from glovebag change outs; compacted 45 empty parent drums, generated eight full puck drums, and vented 89 drums. TRU Disposition continued TRU Waste Shipments to the Waste Isolation Pilot Plant (WIPP) – seven shipments; erected vault walls for the High Energy Real-Time Radiography (HERTR).

Base

The WFMP continued maintaining facilities in a safe and compliant condition. Continued roof upgrades for the Waste Encapsulation and Storage Facility (WESF). Canister Storage Building (CSB)/Interim Storage Area (ISA) completed annual sampling of Multi-Canister Overpack (MCO) H-010. T-Plant shipped 59 containers from T Plant and received 246 containers to T-Plant. Central Waste Complex (CWC) shipped 26 on-site transfers (863 containers), received nine on-site transfers (177 containers), and shipped seven offsite shipments (119 containers). Low-level burial grounds (LLBG) Mixed Waste Trench (MWT) – Shipped one leachate tanker to Effluent Treatment Facility (ETF). Liquid Effluent Facilities (LEF) received three tankers (8K gallons). Slightly Irradiated Fuel (SIF) installed and welded in place capture frames and seismic restraints, poured 12 of 21 concrete column encasements (completed framing the remaining five), and installed and welded in place weather covers, (four of eight grating assemblies were delivered to the job site).

EMS Objectives and Target Status

Objective #	Objective	Target	Due Date	Status
09-EMS-WFM-OB1-T1	Reduce the potential for releases from TRU Retrieval Waste repackaging activities in the LLBG.	Implement a point-of-generation approach to waste management that minimized the transport and handling of wastes.	10/1/2011	On schedule
		No exceedances of permit conditions. Participate in readiness assessment and establish process to confirm permit levels have been met.	9/30/2010	Complete
10-EMS-WFM-OB2-T1	Reduce the levels of air pollution and increase the energy efficiency of WESF Plant heating and cooling operations.	Eliminate the use of the refrigerant R22.	2/26/2010	Complete
		Inactivate the fuel oil fired steam plant and replace with heat recovery chiller and electrical resistance heaters.	2/26/2010	Complete
10-EMS-WFM-OB3-T1	Reduce the generation of waste through implementation of pollution prevention practices.	Conduct a pollution prevention assessment of waste packaging and other operations at T-Plant to identify waste minimization opportunities.	9/30/2010	Complete

TARGET ZERO PERFORMANCE

	Current Month	Rolling 12 Month	Comment
Days Away, Restricted or Transferred	0	5	N/A
Total Recordable Injuries	0	9	
First Aid Cases	5	98	<p>(10/7/2010) An NCO jumped from a forklift to the ground, simulating the forklift being on fire and the operator falling to the ground. The NCO's foot caught on the forklift causing the employee to fall to the ground on their hands and legs. The NCO started to notice back pain 2 days after the event occurred. (21389)</p> <p>(10/13/2010) Employee was setting up the conference room for a meeting and was pushing the room dividing curtain. The employee felt pain and a burning sensation in the lower back as well as experiencing nausea. AMH 200W, return to work with no restrictions. (23196)</p> <p>(10/18/2010) Employee was supporting maintenance activities at the 2405-W building and was preparing to close a plastic bag/liner for placement in roll-off container. Spun bag to form horse tail and struck the outside of the left knee while doing so. (21408)</p>

	Current Month	Rolling 12 Month	Comment
			(10/21/2010) Employee was removing chain so a Standard Waste Box could be picked up with a forklift. Stepped back and tripped over a stand – landed on buttocks and right wrist. (21425) (10/27/2010) Worker walked around a lift table staged in the area for handling vapor-off gas filters, struck their right knee on the lift pedal and received an abrasion on their knee. (21418)
Near-Misses	0	0	N/A

KEY ACCOMPLISHMENTS

ARRA

13.01 Project Management

- Completed weekly and monthly ARRA reporting
- Continued Project Management support for fast track projects
- Continued work on a “middle-ware” utility to provide an accessible, user friendly, and comprehensive interface for waste inventory, forecast, and reporting data

13.04 Mixed Low Level Waste (MLLW) Treatment

- Completed disposition of the waste contents from the first high-integrity container (HIC)
- Completed processing at TOXCO of the four 50+ year old acetylene cylinders that were removed from U Plant Canyon earlier this year
- Shipped all Central Waste Complex’s (CWC) suspect radiologically contaminated empty waste drums to PFNW
- M-91-42 Tri-Party Agreement (TPA) – Small Container contact handled (CH) MLLW
 - Total for month: 3 m³ shipped and 5 m³ completed
 - Since January 2003: 8,241 m³ shipped and 8,197 m³ completed
- M-91-43 TPA – Remote handled (RH) & Large Container MLLW
 - Total for month: 6 m³ shipped and 3 m³ completed
 - Since January 2003: 737 m³ shipped and 714 m³ completed
- M-91-44 TPA – Large Container TRUM Repackaging
 - Total for month: 10 m³ shipped and 20 m³ completed
 - Accumulated total: 119 m³ shipped and 109 m³ completed

13.05 TRU Retrieval

- Removed five remote handled (RH) culvert (total 19.9 m³) waste containers from 3A Trench 8
- Continued excavation of remaining eight boxes and one culvert in 3A Trench 8
- Assayed eight containers removed from 3A Trench 8
- Excavated 3A Trench 17 Box 12 and prepared to reinforce, remove and place within shoring box
- Completed mock-up of the 4B Trench 11 event site and initiated Hazard Review Board (HRB) preparations
- Next Generation Retrieval (NGR)
 - Completed the 12B lag storage area north of the Process Area asphalt pad
 - Completed the Acceptance Test Procedure (ATP) for the Real-Time Radiography (RTR) and Drum Warming Unit (DWU)
 - Completed the installation and ATP for the Drum Venting System (DVS) 3 (RapidPort dart venting)
 - Completed installation of the radiological survey cave and the shielding wall north of the

Gamma Assay System

13.06 TRU Repackaging

- Repackaged 18 m³ of TRU waste into CCP certifiable containers
- Shipped 90.5 m³ of large container transuranic (TRU) waste to PFNW for repackaging
- Processed 140 parent drums – created 163 offspring drums
- Generated eight drums from glove bag change outs
- Compacted 45 empty parent drums – generated eight full puck drums
- Vented 89 drums
- Z-9 Repack Campaign
 - Because Z-9 containers fall into the configuration of an unvented 90 mil liner, these drums must be vented first as part of the Justification for Continued Operation (JCO). Vented drums then processed in T Plant canyon.
- RH/Large Package Repackaging
 - Completed size-reduction and repackaging of 109 m³ to date
 - Started nondestructive assay (NDA) of the repacked drums and boxes at PFNW
 - 7.3 m³ confirmed TRU/M to date
 - 30.6 m³ confirmed M/LLW to date

13.07 Waste Receiving and Processing Facility (WRAP)

- NDE: 510 drums (382 for CCP)
- NDA: 494 drums (280 for CCP)
- NDE/NDA: 57 candidate drums (57 for Advanced Mixed Waste Treatment Project (AMWTP))
- Received 52 TRU drums and three Standard Waste Boxes (SWB) from Plutonium Finishing Plant (PFP)
- Relocated the WRAP Primary Staging Area from the main parking lot (safety concern) to the front of 2620W.
- Issued the Solid Waste Operations Complex (SWOC) Management Directive (WMP-MD-10-003) Shipping and Receiving Containerized Sources.
- Completed High-Efficiency Particulate Air (HEPA) filter changes in the WRAP 202 A/B and 201A exhaust filter banks, including the implementation of Beryllium controls for 201A.
- Participated in an on-site visit to Argonne National Laboratory to observe and benchmark remote handled (RH) waste processes to load and ship RH-72B TRU Waste transports.

13.15 TRU Disposition

- Continued TRU Waste Shipment to Idaho: Current Month total – zero, Total to date - 38
- Shipments to WIPP: Current Month total – seven, Total to date - 60
- Transmitted data for additional 57 drums to CCP for shipment to AMWTP
- Supported TRU Retrieval trench 12-B startup activities
- Implemented Real Time Radiography (RTR) CCP Characterization Recovery Plan
- Completed Department of Energy – Carlsbad Field Office (DOE-CBFO) National Acceleration Plan (FY11 shipping projections) and supporting waste feed evaluations
- Erected High Energy Real-Time Radiography (HERTR) vault walls. Agreement on Readiness Level – RA-Level 3
- Initiated planning and communication with Operations and Support organizations to develop a Rough Order of Magnitude cost and schedule to initiate RH-TRU Waste shipments

Base**13.02 Capsule Storage & Disposition**

- Waste Encapsulation and Storage Facility (WESF)
 - Continued roof upgrades

- WESF K1 & K3 Heating, Ventilation, and Air Conditioning Upgrades
 - Completed Functional Requirements document
 - Initiated Functional Design Criteria document
 - Issued Major Modification Determination to the Department of Energy Richland Operations Office (DOE-RL) for concurrence on approach (this will not be a Major Modification)
 - Issued Alternative Analysis Report for internal review
 - Finalized alternative selection for equipment locations and tie-in to existing system
 - Completed preliminary Hazards Analysis
 - Completed Safety Design Strategy and issued for internal review
 - Prepared draft Notice of Construction Application

13.03 Canister Storage Building

- Completed annual sampling of Multi-Canister Overpack (MCO) H-010
- Completed annual stack annubar inspection and stack monitor calibrations
- Completed MCO Handling Machine (MHM) quarterly interlock checks
- Continued to support Container Restraint System (CRS) construction activities

13.07 Waste Receiving and Processing Facility (WRAP)

- Maintain the facility in a safe and compliant condition

13.08 T Plant

- Shipped 59 containers from T Plant
- Received 246 containers to T Plant
- Shipped 1 ERDF roll-off box
- Received 1 ERDF roll-off box
- MO-459 Water Line
 - The water line repair in MO-459 (women's change trailer) completed in September ruptured again in October, construction crews repaired the line once more within two weeks
- Power Panel Preventive Maintenance
 - Completed T Plant 5-yr scheduled 480 Volt power panel cleanouts for the whole facility (required months to complete with many Lock Outs/Tag Outs (LO/TOs) which were completed safely and successfully).

13.09 Central Waste Complex (CWC)

- Shipped 26 offsite shipments, 863 containers
- Shipped seven on-site transfers, 119 containers
- Received nine on-site transfers, 177 containers
- Top Hat Box: Provided comments to Transportation Safety for revision of Contaminated Equipment-Special Packaging Authorization (CE-SPA) for shipment of three identified boxes to PFNW. Revision to CE-SPA was required due to initial CE-SPA specifying a trailer that is a Radiologically Controlled Vehicle (RCV), which is restricted from off-site shipments.
- Box Assay: Initiated assay campaign of nine large boxes. Four boxes have been completed.
- RH Transuranic (TRU): Supported TRU program in development of remote TRU handling capabilities with a visit to Argonne National Labs
- Fire Systems: System Restriction SR-133 was issued against 2403 series buildings. Hanford Fire Department (HFD) identified system pressure switches not activating at established presets. All systems have been restored.
- LLBG
 - Mixed Waste Trench (MWT) – Received 13 offsite shipments, 44 containers
 - MWT – Shipped one leachate tankers to Effluent Treatment Facility (ETF)
 - Completed 80% of back filling operations for Trench 33 in 218-W5 Burial Ground

13.11 Liquid Effluent Facilities (LEF)

- Received three tankers (8K gallons)
- Treated effluent to State-Approved Land Disposal Site: 2M gallons; (CY 15M gallons)
- 200A Treated Effluent Disposal Facility (TEDF) discharged 28M gallons; (CY 305M gallons)
- Received Environmental Restoration Disposal Facility (ERDF) leachate (90K gallons) at Liquid Effluent Retention Facility (LERF) Basin 43
- Continued operating the 300 Area Retention Transfer System (24 batches/790 gallons)
- Shipped 20 drums and 10 mavericks (soft-sided waste containers) of waste to the ERDF
- Obtained radiological samples of process liquid to support Technical Evaluation
- Received 18 drums of Waste Sampling and Characterization Facility wastewater
- Continued with Basin 43 Processing Campaign (processed 2.3M gallons)

13.12 Integrated Disposal Facility

- Completed required annual inspections and calibrations

13.16 Off Site Spent Nuclear Fuel (SNF) Disposition

- Installed, and welded in place, capture frames and seismic restraints
- Poured 12 of 21 concrete column encasements
 - Completed framing the five remaining column encasements
- Installed, and welded in place, weather covers (four of eight grating assemblies were delivered to the job site)

13.21 Mixed Waste Disposal Trenches

- Maintained the trenches in a safe and compliant condition

MAJOR ISSUES

Issue – Avoid falling behind recovery plan to retrieve 2,500 m³ by September 30, 2011.

Corrective Action – Establish FY 2011 volume recovery forecast by November, 2010.

Status – Achieved Recovery Plan volume as of September 30, 2010 (805 m³ removed, 697 m³ shipped). Recovery schedule supports TPA milestone of 2,000 m³ by September 30, 2011. Finalizing FY 2011 volume recovery plan.

Issue – Approval of full implementation of CCP Certification Program at Hanford.

Corrective Action – EPA Baseline Report for CCP Certification submitted in September allowing full implementation of CCP Certification Program at Hanford.

Status – CCP Certification letter expected in December.

Issue – Beryllium (Be) control issues at WRAP and T-Plant Repack Operations.

Corrective Action –







- WRAP – develop Be Program, issue Be Hazardous Assessments, and revise procedures.
- T-Plant – develop Be Program, develop a Hazardous Assessment for approval, and revise procedures.















Status –

- WRAP – workforce entered in Be Program, Be Hazardous Assessment approved, procedures under revision. Restart December, 2010.
- T-Plant – workforce received blood draws and class work (3 – 4 week required for blood work results), Be Hazardous Assessment Plan developed. Restart late December, 2010.

RISK MANAGEMENT STATUS

Unassigned Risk
Risk Passed
New Risk

 Working - No Concerns
 Working - Concern
 Working - Critical
 Increased Confidence
 No Change
 Decreased Confidence

Risk Title	Risk Strategy/Handling	Assessment		Comments
		Month	Trend	
WSD-007: TRU Retrieval Complexities	Accelerate "next generation" retrieval			Significant container degradation encountered; Draw down of MR implemented
WSD-008: Classified Waste Storage Limitations	Implement mobile shredding; evaluate establishing secure storage at CWC or other location			Questionable mobile shredding feasibility, working with NNSA to define path forward
WSD-013A: TRU Waste Volumes or Characteristics - Retrieval	Implement in-trench assaying as part of Next Generation retrieval; develop and refine techniques, tools, documentation, and materials needed to address deteriorated containers.			Encountering issues regarding unexpected waste characteristics
WSD-013B: TRU Waste Volumes or Characteristics - Processing	Use ARRA funds to add additional process lines			No issues regarding unexpected waste volumes or characteristics experienced to date. However, pre-existing condition of unvented 90 mil liners is causing delays in repack.
WSD-018: CSB Major Equipment Failure	Risk accepted without mitigation			Risk is very unlikely.
WSD-025: Unexpected Waste Volumes/Characteristics	Work with generators to update forecasting data monthly/quarterly/semi-annually			Waste volumes to ERDF significantly greater than projected due to ARRA work acceleration. Working closely with generators.
WSD-043: Orphan Wastes	Obtain regulatory relief for "no path forward" wastes			Working to identify treatment options for all waste currently in storage

PROJECT BASELINE PERFORMANCE

Current Month

(\$M)

WBS 013/RL-0013 Waste and Fuels Management Project	Budgeted Cost of Work Scheduled	Budgeted Cost of Work Performed	Actual Cost of Work Performed	Schedule Variance (\$)	Schedule Variance (%)	Cost Variance (\$)	Cost Variance (%)
MLLW Treatment	1.0	0.2	0.3	-0.8	-77.7	(0.1)	-42.6
TRU Waste	5.9	6.9	5.9	1.0	17.5	1.0	15.0
ARRA Total	6.9	7.2	6.2	0.2	3.3	0.9	13.1
Base	<u>5.4</u>	<u>5.9</u>	<u>6.2</u>	<u>0.6</u>	10.5	<u>(0.3)</u>	-5.0
Total	12.3	13.1	12.5	0.8	6.5	0.6	4.9

Numbers are rounded to the nearest \$0.1M.

ARRA

CM Schedule Performance (+\$0.2M/+3.3%)

RL-0013 MLLW Treatment (-\$0.8M/-77.7%) – Mixed Low Level Waste (MLLW) shipments delayed due to weather conditions (high winds), brief suspension of heavy equipment moves as a result of management concern, slow startup of nondestructive assay (NDA) vendor at Perma-Fix Northwest (PFNW), coupled with planned 435.1 Compliance Waste processing achieved in prior period.

RL-0013 TRU Waste (+\$1.0M/+17.5%) – TRU Characterization and Shipping executed CCP recovery plan resulting in recovery of prior period performance, TRU Retrieval recovered long-term box storage and Standard Waste Box (SWB) procurements planned in prior period, Next Generation Retrieval (NGR) Trench Face Retrieval and Characterization System (TFRCS) recovered schedule in readiness and site prep activities; partially offset by T-Plant Repack delay due to recovery actions (venting) for drum lid issue.

CM Cost Performance (+\$0.9M/+13.1%)

RL-0013 MLLW Treatment (-\$0.1M/-42.6%) – Continued fixed costs for MLLW shipments without commensurate performance; partially offset by efficiencies in Large Type A waste container shipments to Perma-Fix Northwest (PFNW).

RL-0013 TRU Waste (+\$1.0M/+15.0%) – Schedule recovery in TRU Characterization and Shipping without increased cost, lower allocation costs for G&A and Direct Distributables, unaccrued costs for Next Generation Retrieval (NGR) site preparations, and Project Management labor charging to BASE account instead of ARRA (correction next month); partially offset by T-Plant Repack Line inability to make repack progress (due to drum venting issues) without commensurate reduction in cost.

Base

CM Schedule Performance (+\$0.6M/+10.5%) – Long Term Box Storage (LTBS) schedule recovery associated with alternative disposition via off-site treatment, coupled with Next Generation contact handled (CH) TRU Retrieval correction for previous month's overstated performance, acceleration of the Waste Receiving and Processing (WRAP) Facility Maintenance Shop Tool Crib Trailer, and schedule recovery on the Interim Storage Cask (ISC) Container Restraint System.

CM Cost Performance (-\$0.3M/-5.0%) – Assessments continue above plan, extended lease for CRS crane, Project Management labor charges to Base instead of ARRA (correction next month), partially offset by lower costs for LTBS, WRAP Maintenance Shop Tool Crib Trailer progress without commensurate costs, and efficiencies at T-Plant.

Contract-to-Date (CTD) (\$M)

WBS 013/ RL-0013 Waste and Fuels Management Project	Budgeted Cost of Work Scheduled	Budgeted Cost of Work Performed	Actual Cost of Work Performed	Schedule Variance (\$)	Schedule Variance (%)	Cost Variance (\$)	Cost Variance (%)	Budget at Completion (BAC)	Estimate at Completion (EAC)	Variance at Completion (VAC)
MLLW Treatment	33.1	32.2	30.3	(0.9)	-2.7	1.9	5.8	47.8	46.2	1.5
TRU Waste	124.1	121.6	121.1	(2.4)	-2.0	0.5	0.4	249.2	246.9	2.4
ARRA Total	157.1	153.8	151.4	(3.3)	-2.1	2.3	1.5	297.0	293.1	3.9
Base	<u>243.0</u>	<u>241.5</u>	<u>245.7</u>	<u>(1.5)</u>	<u>-0.6</u>	<u>(4.2)</u>	<u>-1.7</u>	<u>1,594.2</u>	<u>1,583.0</u>	<u>11.2</u>
Total	400.1	395.3	397.2	(4.8)	-1.2	(1.9)	-0.5	1,891.2	1,876.1	15.1

Numbers are rounded to the nearest \$0.1M.

ARRA

CTD Schedule Performance (-\$3.3M/-2.1%)

RL-0013 MLLW Treatment (-\$0.9M/-2.7%) – Delay in shipments to offsite treatment facility utilizing Large Type A Container, fewer Mixed Low Level Waste shipments than planned to date due to weather conditions (high winds), brief suspension of heavy equipment moves as a result of management concern, slow startup of nondestructive assay (NDA) vendor at Perma-Fix Northwest (PFNW); partially offset by 435.1 Compliance Waste processing being achieved ahead of schedule.

RL-0013 TRU Waste (-\$2.4M/-2.0%) – Delay in full Central Characterization Program (CC) implementation, delay in T-Plant Repack operations due to drum lid issue recovery actions (venting), delay in Next Generation Retrieval (NGR) staff training and assembly operations for Trench Face Retrieval and Characterization System (TFRCS) and Trench Face Process System (TFPS).

CTD Cost Performance (+\$2.3M/+1.5%)

RL-0013 MLLW Treatment (+\$1.9M/+5.8%) – Mixed Low Level Waste costs below plan due to efficiencies created by treating waste at Energy Solutions (ES)-Clive rather than planned treatment at Perma-Fix Northwest (PFNW) due to a waiver received from the Department of Energy (DOE), decreased operational costs at CWC, and efficiencies in Solid Waste Base Operations, Mixed Waste Disposal Trenches upgrades, and Liquid Effluent Facilities.

RL-0013 TRU Waste (+\$0.5M/+0.4%) – Lower ramp up and training costs for TRU Characterization and Shipping, lower G&A allocations, and efficiencies in Project management, T-Plant, and WRAP; partially offset by increased TRU Retrieval support and management costs in support of deteriorated waste containers and increased labor and materials costs in support of the TFRCS, and increased allocations for additional office space and other assessments as a result of increased Recovery Act expenditures.

Base

CTD Schedule Performance (-\$1.5M/-0.6%) – Canister Storage Building (CSB) and Liquid Effluent Facilities (LEF) engineering activities were delayed due to resource availability (previously assigned to higher priority activities, work has now resumed), Waste Encapsulation and Storage Facility (WESF) roof upgrades were delayed to incorporate enhanced Plateau Remediation Contract (PRC) safety practices and work management requirements, and temporary delay in SNF ISC movement due to RL review, Next Generation TRU Retrieval corrected last month's system error that caused an overstatement of performance on installation of power to 3A; partially offset by acceleration of WRAP upgrades scheduled for FY13.

CTD Cost Performance (-\$4.2M/-1.7%) – Increased assessments above plan, TRU Retrieval additional resources to deal with the deteriorated containers, WRAP Facility incurring increased levels of corrective and preventive maintenance activities as a result of repack operations, partially offset by efficiencies in LEF, MLLW (due to treating waste at ES-Clive rather than planned treatment at PFNW), SNF Disposition, TRU Disposition, and lower G&A allocations.

Contract Performance Report Formats are provided in Appendix A and Appendix A-1.

FUNDS vs. SPEND FORECAST (\$M)

WBS 013/RL-0013 Waste and Fuels Management Project	FY2011		
	Projected Funding	Spending Forecast	Variance
ARRA	162.5	157.6	4.9
Base	<u>97.8</u>	<u>99.7</u>	<u>-1.9</u>
Total	260.3	257.3	3.0

Numbers are rounded to the nearest \$0.1M.

Funds/Variance Analysis

Funding includes FY2010 carryover and FY2011 new budget authority.

Critical Path Schedule

Critical path analysis can be provided upon request.

Estimate at Completion (EAC)

The BAC and EAC now include FY2009 through FY2018.

Baseline Change Requests

BCR-PRC-11-003R0, Incorporate Revised Labor, Non-Labor and Escalation Rates
BCRA-PRC-11-004R0, FOC and Other Administrative Changes, October 2010

MILESTONE STATUS

Tri-Party Agreement (TPA) milestones represent significant events in project execution. DOE Enforceable Agreement milestones were established to provide high-level visibility to critical deliverables and specific status on the accomplishment of these key events. The PRC Baseline Revision 2 Update, implemented in September 2010, defines CHPRC planning with respect to TPA milestones. The following table is a one year look ahead of key milestones.

Number	Title	Type	Due Date	Actual Date	Forecast Date	Status/ Comment
P-091-44Z-001	Minimum Annual Project Manager Meeting Notification of Certification of CH/RH TRUM	TPA	12/31/10			On Schedule.
C-026-07F	Tritium Treatment Technology Developments to Ecology and EPA	TPA (commitment)	3/31/11			On Schedule
M-091-03E	Submit Annual Revision of TRUM and MLLW PMP to Ecology	TPA	6/30/11			On Schedule

Number	Title	Type	Due Date	Actual Date	Forecast Date	Status/ Comment
M-091-03D-02	Submit Revision of PMP for Disposition of No-Path-Forward Waste	TPA	6/30/11			On Schedule
M-091-40T	Retrieve 2,000 Cubic Meters of CH RSW	TPA	9/30/11			On Schedule
M-091-46A	Certify 850 Cubic Meters of Small Container CH TRUM Waste	TPA	9/30/11			On Schedule
M-091-46G	Complete Offsite Shipment of 1,000 Cubic Meters of Small container CH TRUM	TPA	9/30/11			On Schedule

SELF-PERFORMED WORK

The Section H. clause entitled, Self-Performed Work, is addressed in the Monthly Report Overview.

GOVERNMENT FURNISHED SERVICES AND INFORMATION (GFS/I)

Contract Section	Project	GFS/I	Status
CONTRACT			
J.12/C.2.3.6	PBS-13, Transuranic Waste Certification	WIPP provides shipping resources and manages the schedule for transportation of these containers to WIPP. The schedule is variable and the number of shipments is controlled by DOE-HQ on a complex-wide priority. Cost for shipment of TRU waste offsite is borne by the CBFO.	Ongoing