



The New Color of Money: Safer. Smarter. More Secure.

The United States government continues plans to issue currency with enhanced designs and security features. The government introduced a new \$20 note design in 2003 and will continue with other denominations. A new \$50 note will be introduced in late 2004, followed later by a new \$100 note.

The new \$50 design retains three of the most important security features that were first introduced in the 1990s and are easy to check: **a watermark, security thread and color-shifting ink.**



Security Thread

Hold the bill up to the light and look for the security thread, or plastic strip, that is embedded in the paper and runs vertically to the right of the portrait. If you look closely, the words "USA 50" and a small flag are visible along the thread from both sides of the note. This thread glows yellow when held under an ultraviolet light.

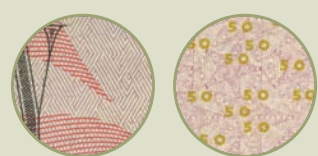
Color-Shifting Ink

Look at the number "50" in the lower right corner on the front of the note. When you tilt the note up and down the color-shifting ink changes color from copper to green.

Watermark


Hold the bill up to the light and look for the watermark, or faint image, similar to the large portrait of President Ulysses S. Grant. The watermark is part of the paper itself and it can be seen from both sides of the note.

ADDITIONAL DESIGN AND SECURITY FEATURES



Color

The most noticeable difference in the newly designed note is the addition of subtle background colors of blue and red to both sides of the note. Also, small yellow 50s have been printed in the background on the back of the note.




Symbols of Freedom

New symbols of freedom have been designed on the front of the \$50 note to represent images of the American flag. The traditional stars and stripes of the United States flag are printed in blue and red behind the portrait of President Grant. A field of blue stars is located to the left of the portrait, while three red stripes are located to the right of the portrait. A small metallic silver-blue star is located on the lower right side of the portrait. The symbols of freedom will differ for each denomination.



Portrait and Vignette

The oval borders and fine lines surrounding the portrait of President Ulysses S. Grant on the front, and the United States Capitol vignette on the back, have been removed. The portrait has been moved up and shoulders have been extended into the border. Additional engraving details have been added to the vignette background.



Microprinting

Because they are so small, microprinted words are hard to replicate. The redesigned \$50 note features microprinting on the front of the note in three areas: the words "FIFTY," "USA," and "50" can be found in two of the blue stars to the left of the portrait; the word "FIFTY" can be found repeated within both side borders of the note; and the words "THE UNITED STATES OF AMERICA" appear in President Grant's collar, under his beard.



Low-Vision Feature

The large numeral "50" in the lower right corner on the back of the bill is easy to read.



Paper

Currency paper is one-fourth linen and three-fourths cotton and contains red and blue fibers.



Federal Reserve Indicators

A universal seal to the left of the portrait represents the entire Federal Reserve System. A letter and number beneath the left serial number identifies the issuing Federal Reserve Bank.



Serial Numbers

The unique combination of eleven numbers and letters appears twice on the front of the note. On the new \$50 note, the left serial number has shifted slightly to the right, compared with previous designs.