



National Transportation Safety Board

NTSB Accident Investigations and Recommendations: Making Your County Safer

Honorable Mark R. Rosekind, Ph.D.
Board Member

National Association of Counties
July 14, 2012

Explosion



PG&E/San Bruno Gas Pipeline Explosion

(September 9, 2010)

- 8 fatalities
- 10 serious injuries
- 48 minor injuries



- 108 homes affected
 - 38 destroyed
 - 17 sev - mod damage
 - 53 minor damage



NTSB



San Bruno, CA

09/11/2010 14:13

Utility Response Time



Rancho Cordova: 2 hrs 47 mins

Rancho Cordova Damaged 1



San Bruno: 95 mins

©2010 Google



Carmichael: 2 hrs

2-14-01



San Francisco: 9+ hrs (1981)

Federal Agencies: Transportation

NTSB

FMCSA

FRA

NHTSA

DOT

PHMSA

MA

FTA

FHA

FAA



NTSB

NTSB Mission




NTSB



- 1) determining the probable cause of transportation accidents**
- 2) making recommendations to prevent their recurrence**





All Modes

Independent Federal Agency: Created in 1967

- ~ 132,000 accident investigations
- 13,500+ safety recommendations
- ~ 2,500 organizations/recipients
- 82% acceptance rate



NTSB Characterized as:


‘moral compass and industry conscience’

NTSB Chairman Deborah A.P. Hersman



NTSB

“Swiss Cheese” Model (Reason)



Successive layers of defenses, barriers, and safeguards



NTSB

NTSB Investigation Process



NTSB

Key On-scene Events



Organizational Meeting

- Designate parties and party coordinators
- Establish and organize groups

Progress Meetings

- Summarize findings
- Info for briefings

Family Briefings

Press Briefings



NTSB

NTSB Party System

- NTSB selects parties
(No insurers, claimants, lawyers)
- Bound by rules of engagement
(Responsive to NTSB direction)
- Verify factual reports written by group chairmen

*“...persons, government agencies, companies, and associations whose employees, functions, activities, or products were involved in the accident and who can provide **suitable qualified technical personnel** to actively assist...”*

Party Member Examples

- FAA (always)
- Equipment manufacturer
- Engine manufacturer
- Airline Pilots Association
- Air Traffic Controllers Union



NTSB Investigative Process



On-scene Investigation

- Organizational Meeting
- Groups and Parties
- Progress meetings
- Media Briefings
- Press Releases



Preliminary Report

Factual information



Public Hearing

- Fact finding
- Depositions
- Witnesses
- Docket



Board Meeting

- Docket
- Findings
- Conclusions
- Probable Cause
- Safety Recommendations



Final Report

Government in the Sunshine Act



NTSB

Reno, NV Air Race (9/16/11)



11 fatalities
74 injuries



NTSB



June 24, 2012
Goodwell,
Oklahoma



NTSB

Making Your County Safer



NTSB

Miami, OK (June 26, 2009)

10 fatalities
3 serious injuries
2 minor injuries
5 no injuries

Ford
Windstar



Hyundai
Sonata

Kia
Spectra



**National
Transportation
Safety Board**

Animation of Accident Reconstruction

**Motorcoach Run Off Road-Collision with
Bridge Signpost**

Interstate Highway 95 Southbound
New York, New York
March 12, 2011

HWY11MH005




NTSB

'Bronx Bus', New York, NY (March 12, 2011)



15 fatalities
17 injuries



Gray Summit, MO (August 5, 2010)



2 fatalities, 38 injuries





NTSB



NTSB



Home > Transportation Safety > Most Wanted List

SHARE    ...

MOST WANTED LIST

A program to increase the public's awareness of, and support for, action to adopt safety steps that can help prevent accidents and save lives. The following are ten of the current issues.



Addressing Human Fatigue



General Aviation Safety



Safety Management Systems



Runway Safety



Bus Occupant Safety



Pilot & Air Traffic Controller Professionalism



Recorders



Teen Driver Safety



Addressing Alcohol-Impaired Driving



Motorcycle Safety



Carrollton, KY (May 14, 1988)



67 passengers, 27 fatalities, 34 serious injuries; driver: .28 BAC



NTSB

Since 1988 . . .

- 300,000 lives lost
- millions injured
- 200 law enforcement lives lost



Since 1988 . . .

- 18,611 lives lost in 1988 to 10,228 in 2010
- 41% of highway fatalities to 31%
- 31% for over 15 years



Since 1988 . . .

- 10,228 lives lost in 2010:
 - > 4X total of all other modes
- Daily fatalities > 27 in deadliest crash



NHTSA: Effective Change Requires

- Strong laws
- Good education
- High visibility enforcement





San Bruno, CA



Make Your County Safer

www.nts.gov



NTSB



National Transportation Safety Board