



Medicaid National Correct Coding Initiative

Edit Design Manual

3/15/2011

Medicaid NCCI Edit Design Manual

TABLE OF CONTENTS

File Types.....	2
File Names.....	4
NCCI Procedure-to-Procedure (PTP) Edits	
Edit Characteristics.....	6
Claim Adjudication Algorithm.....	7
File Formats	
NCCI PTP Fixed-Width ASCII text – MII.....	9
NCCI PTP Tab-Delimited ASCII text – MII.....	12
NCCI PTP Excel 2007 – MII.....	14
NCCI PTP Tab-Delimited ASCII text – Publication.....	16
NCCI PTP Excel 2007 – Publication.....	19
Medically Unlikely Edits (MUEs)	
Edit Characteristics.....	22
Claim Adjudication Algorithm.....	23
File Formats	
MUE Fixed Width ASCII text – MII.....	25
MUE Tab-Delimited ASCII text – MII.....	28
MUE Excel 2007 – MII.....	31
MUE Tab-Delimited ASCII text – Publication.....	34
MUE Excel 2007 – Publication.....	36
Appendix A.....	38

Medicaid NCCI Edit Design Manual

FILE TYPES

There are two types of National Correct Coding Initiative (NCCI) edits:

- NCCI Procedure-to-Procedure (NCCI PTP)
- Medically Unlikely Edit (MUE) (units of service)

NCCI PTP files are prepared for two provider types:

- Practitioner (PRA)
- Outpatient Hospital (OPH)

MUE files are prepared for three provider types:

- Practitioner (PRA)
- Outpatient Hospital (OPH)
- Durable Medical Equipment (DME)

NCCI PTP and MUE files are prepared for posting to two sites:

- Medicaid Integrity Institute (MII)
- CMS public web site (Publication)

MII Files – File Formats

The NCCI PTP and MUE files posted to the MII are prepared in three file formats to allow greatest flexibility for claims processors implementing the edits.

- Each file format contains the same records although there may be some difference in the detail or the order of some of the fields. However, the essential information is identical.
- Each claims processor should select the file format that best suits their need and use that format consistently when retrieving and implementing the edits.

The three formats are:

- Fixed-Width ASCII text
Mirrors the format of the files initially transmitted to CMS for implementation in the Medicare claims processing systems.
- Tab-delimited ASCII text
Mirrors the format of the files posted to the CMS Medicare website.
- Excel 2007
Also mirrors the format of the files posted to the CMS Medicare website.

Medicaid NCCI Edit Design Manual

Publication Files – File Formats

The NCCI PTP and MUE files posted to the CMS public web site are prepared in two file formats.

- Each file format contains the same records and the field order remains the same.
- Each user can select the file format that best suits their need.
- These files mirror the format of their counterparts on the CMS Medicare website.

The two formats are:

- Tab-delimited ASCII text
- Excel 2007

Medicaid NCCI Edit Design Manual

FILE NAMES

For the MII files, the naming convention that will be used is:

Payer - MCD = Medicaid

Methodology - PTP or MUE

Provider type - PRA (Practitioner), OPH (Outpatient Hospital), or DME (Durable Medical Equipment)

Version number – Year and quarter # (1, 2, 3, 4)

Release type and rendition number – T = Test; F = Final – e.g., F1 = first rendition of final file (If there is a subsequent revision to a quarterly file, it would be designated F2.)

Format - T = Fixed-Width ASCII Text; D = Tab-Delimited ASCII Text; E = Excel 2007

File extension - .txt – Fixed-Width ASCII Text and Tab-Delimited ASCII Text; .xlsx – Excel

For example, the initial final versions of the April 2011 MII files will be named:

MCD-PTP-PRA-v2011q2-F1-T.txt

MCD-PTP-PRA-v2011q2-F1-D.txt

MCD-PTP-PRA-v2011q2-F1-E.xlsx

MCD-PTP-OPH-v2011q2-F1-T.txt

MCD-PTP-OPH-v2011q2-F1-D.txt

MCD-PTP-OPH-v2011q2-F1-E.xlsx

MCD-MUE-PRA-v2011q2-F1-T.txt

MCD-MUE-PRA-v2011q2-F1-D.txt

MCD-MUE-PRA-v2011q2-F1-E.xlsx

MCD-MUE-OPH-v2011q2-F1-T.txt

MCD-MUE-OPH-v2011q2-F1-D.txt

MCD-MUE-OPH-v2011q2-F1-E.xlsx

MCD-MUE-DME-v2011q2-F1-T.txt

MCD-MUE-DME-v2011q2-F1-D.txt

MCD-MUE-DME-v2011q2-F1-E.xlsx

Medicaid NCCI Edit Design Manual

For the Publication files to be posted to the CMS Medicaid website, the naming convention that will be used is:

Payer - MCD = Medicaid

Methodology - PTP or MUE

Provider type - PractitionerServices, OutpatientHospitalServices, or DMESupplierServices

Effective date – Effective_mmddyyyy

File extension - .txt – Tab-Delimited ASCII Text; .xlsx – Excel

For example, the April 2011 Publication files will be named:

MCD-PTP-PractitionerServices-Effective_04012011.txt

MCD-PTP-PractitionerServices-Effective_04012011.xlsx

MCD-PTP-OutpatientHospitalServices-Effective_04012011.txt

MCD-PTP-OutpatientHospitalServices-Effective_04012011.xlsx

MCD-MUE-PractitionerServices-Effective_04012011.txt

MCD-MUE-PractitionerServices-Effective_04012011.xlsx

MCD-MUE-OutpatientHospitalServices-Effective_04012011.txt

MCD-MUE-OutpatientHospitalServices-Effective_04012011.xlsx

MCD-MUE-DMESupplierServices-Effective_04012011.txt

MCD-MUE-DMESupplierServices-Effective_04012011.xlsx

Medicaid NCCI Edit Design Manual

NCCI PROCEDURE-TO-PROCEDURE (PTP) EDITS

Edit Characteristics

- (1) NCCI PTP edits apply to services by same provider to same beneficiary on same date of service.
- (2) Each edit consists of a code pair (column one code and column two code), policy statement, the CLEID, an effective date, a deletion date if applicable, and a modifier indicator.
 - (a) Column one HCPCS/CPT code
 - (b) Column two HCPCS/CPT code
 - (c) Policy statement – The coding rationale for the edit
 - (d) CLEID – Correspondence Language Example Identification number for correspondence
 - (e) Effective date – The date that an edit was initially implemented. Claims with dates of service “on or after” this date and “on or before” the deletion date (if any) must be subject to the edit.
 - (f) Deletion date – The last date that an edit is active. Claims with dates of service “on or before” the “deletion date” and “on or after” the “effective date” must be subject to the edit. Claims with dates of service after the deletion date are not subject to the edit.
 - (g) Modifier indicator
 - (i) “0” – Edit cannot be bypassed with an NCCI-associated modifier. The column one code passes the edit (i.e. eligible for payment) but the column two code should be denied (i.e. not paid) even if an NCCI-associated modifier is appended to one of the codes of the edit pair. (See information below about NCCI-associated modifiers.)
 - (ii) “1” – Edit may be bypassed if an NCCI-associated modifier is appropriately appended to one or both codes of an edit pair. If an NCCI-associated modifier is appropriately appended to one or both codes of an edit pair, both the column one and column two codes are eligible for payment. (See information below about NCCI-associated modifiers.)
 - (iii) “9” – The edit was deleted retroactive to its implementation date. The edit pair is not active and should not be the basis for denying either code of the edit.

NCCI-associated modifiers:

Modifiers 25, 27, 58, 59, 78, 79 91, LT, RT, E1, E2, E3, E4, FA, F1, F2, F3, F4, F5, F6, F7, F8, F9, LC, LD, RC, TA, T1, T2, T3, T4, T5, T6, T7, T8, and T9 are modifiers that providers may append to the column one or column two codes of a code pair edit. If an NCCI edit has a modifier indicator of “1”, both the column one and column two codes are eligible for payment if one of these modifiers is appended to either code of the code pair edit.

Medicaid NCCI Edit Design Manual

NCCI PROCEDURE-TO-PROCEDURE EDITS

Claim Adjudication Algorithm

- (1) Apply edits to services by same provider to same beneficiary on same date of service.
- (2) Determine whether type of claim and site of service are subject to NCCI PTP edits.
 - (a) For practitioner claims regardless of site of service, use Practitioner NCCI PTP edit file.
 - (b) For ambulatory surgical center claims, use Practitioner NCCI PTP edit file.
 - (c) For outpatient hospital claims, use Outpatient Hospital Services NCCI PTP edit file.
 - (d) For facility (hospital) emergency department, observation, and hospital laboratory services claims, use Outpatient Hospital Services NCCI PTP edit file.
- (3) For each HCPCS/CPT code submitted on a claim identify all other HCPCS/CPT codes submitted on current claim or earlier claims in history with the same date of service for the same provider and same beneficiary. This is subset of HCPCS/CPT codes for each code that needs to be tested against the NCCI procedure-to-procedure edit files.
 - (a) For each code in the subset, use it as a column one code and pair it with every other code in the subset as a column two code. Each code is paired with every other code as both column one and column two codes. (Note that this method identifies code pairs such that each code as a column one code is paired with every other code as a column two code AND each code as a column two code is paired with every other code as a column one code.) Determine whether any of these code pairs match any of the code pair edits in the appropriate NCCI PTP edit file for the relevant site of service.
 - (b) After code pairs that match NCCI PTP edits in the edit file are identified, test date of service against the effective date and deletion date (if relevant) for each edit. Apply NCCI PTP edit to claim only if the date of service is “on or after” the effective date and “on or before” the deletion date of the edit. Most edits do not have deletion dates.
 - (c) After code pairs that match NCCI PTP edits in the edit file with dates of service within the effective period of the corresponding edit are identified, determine whether an NCCI-associated modifier is appended to either or both of the codes of the code pair. Proceed as follows:
 - (i) If modifier indicator of edit is “0”, the column two code is denied (not payable) regardless of whether an NCCI-associated modifier is appended. The column one code is eligible for payment.
 - (ii) If modifier indicator of edit is “1”, the column two code is eligible for payment only if an NCCI-associated modifier is appended to either code of the edit pair. That is, the edit is bypassed and both the column one and column two codes are eligible for payment.
 - (iii) **Note:** If the modifier indicator is “1”, Medicaid allows modifier 59 on either the column one or column two code.
 - (iv) If the modifier indicator of the edit is “9”, both codes are eligible for payment. The corresponding edit is inactive and was deleted retroactive to its implementation date.

Medicaid NCCI Edit Design Manual

- (d) If a code is denied because of an NCCI PTP edit, a denial message should be added to the code denial on the provider payment notice. Some recommendations follow:
 - (i) Provider Payment Notice Advice alternatives:
 - i. “Payment denied based on NCCI edit.”
 - ii. “Payment denied because service not payable with another service on the same date of service.”
 - iii. Do NOT state:
“Payment denied because service is component of another service (or integral to another service) on same date of service.” Most NCCI PTP edits are NOT based on one service being a component of another more comprehensive service or one service being integral to another service.
- (e) There should also be a notice on the claim payment advice indicating that denied service **SHOULD NOT** be billed to the beneficiary. The denied service is a provider liability. Provider cannot use an “Advanced Beneficiary Notice” to obtain payment from beneficiary.

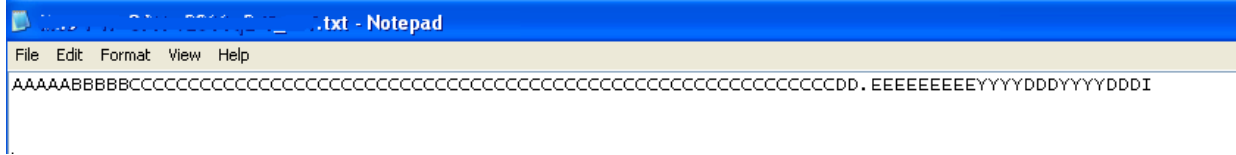
Because reported HCPCS/CPT codes for the same date of service on the current claim are tested with all other codes with the same date of service from claims in history, it is possible that an NCCI PTP edit will be triggered where the column two code that should be denied was previously paid from a claim in history that was adjudicated earlier. If this occurs, the claims processor must perform a **payment adjustment** from the prior claim where the column two code was previously paid. That is, the claims processor must adjust payment on the current claim to reflect the fact that a code was paid on a prior claim in history that hit an NCCI PTP edit and in retrospect based on the new information on the current claim should not have been paid.

Medicaid NCCI Edit Design Manual

NCCI PTP EDIT FILE FORMAT – MII FILE

Fixed-Width ASCII Text Format

(1) In the NCCI procedure-to-procedure (PTP) MII edit files in fixed-width ASCII text format, each edit will have the following format:



- (2) There will be two separate final NCCI PTP MII edit files. Their file names will be:
- a. Practitioner/ASC NCCI PTP edit file: **MCD-PTP-PRA-vXXXXqX-FX-T.txt**
 - b. Outpatient Hospital NCCI PTP edit file: **MCD-PTP-OPH-vXXXXqX-FX-T.txt**
- Note:** See pages 4-5 for details of file naming convention.

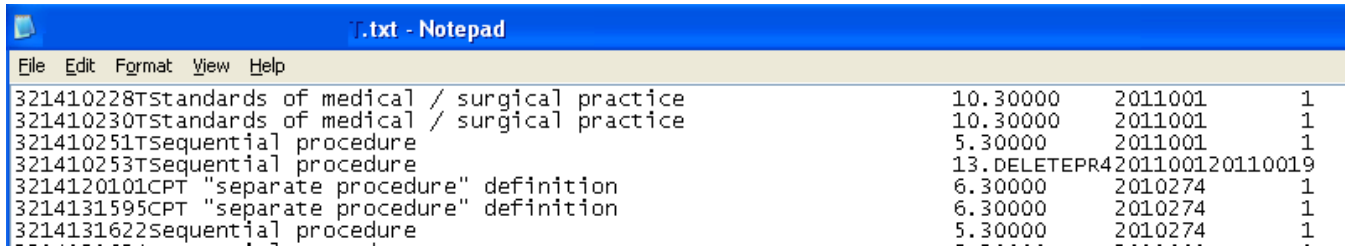
Field Name	Notes	Type	Beg. Char	# of Char
Column 1 code (no label)	AAAAA	Alpha-Numeric Text	1	5
Column 2 code (no label)	BBBBB	Alpha-Numeric Text	6	5
Standard Policy Statement (no label)	<p>CC</p> <p><i>Note: The Standard Policy Statement is included in the Fixed-Width ASCII format based on the legacy format of the files incorporated in the Medicare claims processing system.</i></p> <p><i>Each statement is coded to a policy number. On active edits, this policy number directly relates to the first 2 digits of the CLE ID number.</i></p> <p><i>A chart of these Standard Policy Statements can be found in Appendix A.</i></p>	Alpha-Numeric Text	11	60

Medicaid NCCI Edit Design Manual

Field Name	Notes	Type	Beg. Char	# of Char
CLE ID (no label)	<p>Correspondence Language Example Identification number</p> <p>format: DD.EEEEEEEEE</p> <p>The first 2 digits correspond to the Standard Policy Statement for the edit. The digits following the “.” correspond to the section of the coding policy manual from which an example can be extracted to incorporate into correspondence such as provider inquiry responses.</p> <p>The last four characters of the CLE ID field may contain empty spaces.</p> <p>When an edit is terminated the CLE ID will be changed to 15.DELETEPR4 which corresponds to the delete edit language and example in the Correspondence Language Manual.</p>	Alpha-Numeric Text	71	12
Effective Date (no label)	Julian date format: yyyyddd	Numeric	83	7
Deletion Date (no label)	<p>Julian date format: yyyyddd</p> <p>Edits with <blank> Deletion Date values are ACTIVE from the date in the Effective Date field.</p>	Numeric	90	7
Correct Coding Modifier Indicator (no label)	<p>Indicated above as “I”</p> <p>Valid values = 0, 1, or 9 0 = modifiers not allowed 1 = modifiers allowed 9 = Edit terminated retroactively, edit does not apply</p>	Numeric	97	1

Medicaid NCCI Edit Design Manual

The following is an example of a section of a fixed-width ASCII text NCCI PTP MII edit file:



The screenshot shows a Notepad window titled "T.txt - Notepad" with a menu bar (File, Edit, Format, View, Help). The text content is as follows:

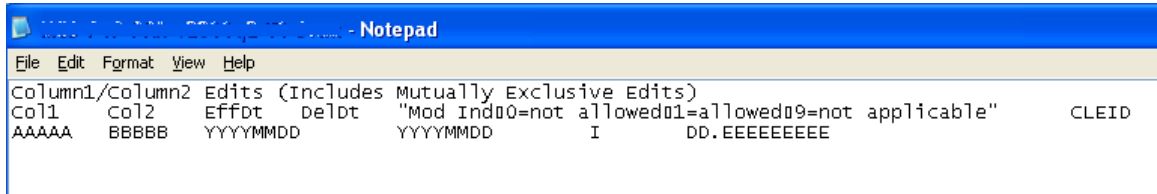
321410228TStandards of medical / surgical practice	10.30000	2011001	1
321410230TStandards of medical / surgical practice	10.30000	2011001	1
321410251TSequential procedure	5.30000	2011001	1
321410253TSequential procedure	13.DELETEPR4	20110012011001	9
3214120101CPT "separate procedure" definition	6.30000	2010274	1
3214131595CPT "separate procedure" definition	6.30000	2010274	1
3214131622Sequential procedure	5.30000	2010274	1

Medicaid NCCI Edit Design Manual

NCCI PTP EDIT FILE FORMAT – MII FILE

Tab-Delimited ASCII Text Format

- (1) In the NCCI procedure-to-procedure (PTP) MII edit files in tab-delimited ASCII text format, each edit will have the following format:



- (2) There will be two separate final NCCI PTP MII edit files. Their file names will be:
- a. Practitioner/ASC NCCI PTP edit file: **MCD-PTP-PRA-vXXXXqX-FX-D.txt**
 - b. Outpatient Hospital NCCI PTP edit file: **MCD-PTP-OPH-vXXXXqX-FX-D.txt**
- Note:** See pages 4-5 for details of file naming convention.

Field Name	Notes	Type	Delimiter	# of Char
Column 1 code (labeled Col1)	AAAAA	Alpha-Numeric Text		5
Column 2 code (labeled Col2)	BBBBB	Alpha-Numeric Text	tab	5
Effective Date (labeled EffDt)	Gregorian – Year (y), Month (m) Day (d) format: yyyyymmdd	Numeric	tab	8
Deletion Date (labeled DelDt)	Gregorian – Year (y), Month (m) Day (d) format: yyyyymmdd Edits with <blank> Deletion Date values are ACTIVE from the date in the Effective Date field.	Numeric	tab	8
Correct Coding Modifier Indicator (labeled Mod Ind)	Indicated above as “I” Valid values = 0, 1, or 9 0 = modifiers not allowed 1 = modifiers allowed 9 = Edit terminated retroactively, edit does not apply	Numeric	tab	1

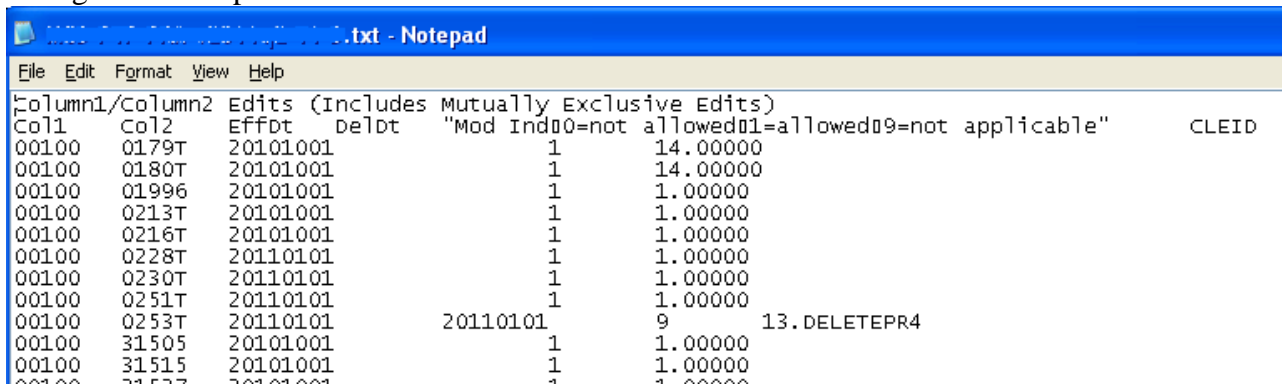
Medicaid NCCI Edit Design Manual

Field Name	Notes	Type	Delimiter	# of Char
CLE ID (labeled CLEID)	<p>Correspondence Language Example Identification number</p> <p>format: DD.EEEEEEEEE</p> <p>The first 2 digits correspond to the Standard Policy Statement for the edit. The digits following the “.” correspond to the section of the coding policy manual from which an example can be extracted to incorporate into correspondence such as provider inquiry responses.</p> <p>The last four characters of the CLE ID field may contain empty spaces.</p> <p>When an edit is terminated the CLE ID will be changed to 15.DELETEPR4 which corresponds to the deleted edit language and example in the Correspondence Language Manual.</p>	Alpha-Numeric Text	tab	12

Documents and web postings containing these tab-delimited ASCII Text files should include the following notification:

Please note – In tab-delimited text files the records may not align with the column headings or from row to row. This is because of the logic that tells the computer where to place certain values when the data is imported into other applications. For example, on rows for edits that do not have a deletion date, the Correct Coding Modifier Indicator will appear aligned. But, on rows for edits that do have a deletion date; the Correct Coding Modifier Indicator will appear to shift to the right. Even though they appear skewed to the reader’s eye, from a programming standpoint, the Correct Coding Modifier Indicator in both lines will be in the same position.

The following is an example of a section of a tab-delimited ASCII text NCCI PTP MII edit file:



```

Column1/Column2 Edits (Includes Mutually Exclusive Edits)
Col1 Col2 EffDt DelDt "Mod Ind00=not allowed01=allowed09=not applicable" CLEID
00100 0179T 20101001 1 14.00000
00100 0180T 20101001 1 14.00000
00100 01996 20101001 1 1.00000
00100 0213T 20101001 1 1.00000
00100 0216T 20101001 1 1.00000
00100 0228T 20110101 1 1.00000
00100 0230T 20110101 1 1.00000
00100 0251T 20110101 1 1.00000
00100 0253T 20110101 20110101 9 13.DELETEPR4
00100 31505 20101001 1 1.00000
00100 31515 20101001 1 1.00000
^^^ ^^^ ^^^ ^^^ ^^^ ^^^

```

Medicaid NCCI Edit Design Manual

NCCI PTP EDIT FILE FORMAT – MII FILE

Excel 2007 Format

- (1) In the NCCI procedure-to-procedure (PTP) MII edit files in Excel 2007 format, each edit will have the following format:

	A	B	C	D	E	F
1	Column 1 / Column 2 Edits (Includes Mutually Exclusive Edits)					
			Effective Date	Deletion Date	Modifier Indicator 0=not allowed 1= allowed 9= not applicable	CLE ID
2	Column 1	Column 2				
3	AAAAA	BBBBB	YYYYMMDD	YYYYMMDD	I	DD.EEEEEEEEE

- (2) There will be two separate final NCCI PTP MII edit files. Their file names will be:
- a. Practitioner/ASC NCCI PTP edit file: **MCD-PTP-PRA-vXXXXqX-FX-E.xlsx**
 - b. Outpatient Hospital NCCI PTP edit file: **MCD-PTP-OPH-vXXXXqX-FX-E.xlsx**
- Note:** See pages 4-5 for details of file naming convention.

Column Name	Notes	Type
Column 1 code (labeled Column 1)	AAAAA	Alpha-Numeric Text
Column 2 code (labeled Column 2)	BBBBB	Alpha-Numeric Text
Effective Date	Gregorian – Year (y), Month (m) Day (d) format: yyymmdd	Numeric
Deletion Date	Gregorian – Year (y), Month (m) Day (d) format: yyymmdd Edits with <blank> Deletion Date values are ACTIVE from the date in the Effective Date field.	Numeric

Medicaid NCCI Edit Design Manual

Column Name	Notes	Type
Correct Coding Modifier Indicator (labeled Modifier Indicator)	Indicated above as "P" Valid values = 0, 1, or 9 0 = modifiers not allowed 1 = modifiers allowed 9 = Edit terminated retroactively, edit does not apply	Numeric
CLE ID	Correspondence Language Example Identification number format: DD.EEEEEEEEEE The first 2 digits correspond to the Standard Policy Statement for the edit. The digits following the "." correspond to the section of the coding policy manual from which an example can be extracted to incorporate into correspondence such as provider inquiry responses. The last four characters of the CLE ID field may contain empty spaces. When an edit is terminated the CLE ID will be changed to 15.DELETEPR4 which corresponds to the deleted edit language and example in the Correspondence Language Manual.	Alpha-Numeric Text

The following is an example of a section of an Excel 2007 NCCI PTP MII edit file:

	A	B	C	D	E	F
1	Column 1 / Column 2 Edits (Includes Mutually Exclusive Edits)					
2	Column 1	Column 2	Effective Date	Deletion Date	Modifier Indicator 0=not allowed 1= allowed 9= not applicable	CLE ID
3	00100	0180T	20101001		1	14.00000
4	00100	01996	20101001		1	1.00000
5	00100	0213T	20101001		1	1.00000
6	00100	0216T	20101001		1	1.00000
7	00100	0228T	20110101		1	1.00000

Medicaid NCCI Edit Design Manual

NCCI PTP EDIT FILE FORMAT – PUBLICATION FILE

Tab-Delimited ASCII Text Format

- (1) In the NCCI procedure-to-procedure (PTP) Publication edit files in tab-delimited ASCII text format, each edit will have the following format:

```

Column1/Column2 Edits (Includes Mutually Exclusive Edits)
"Current Procedural Terminology © 2010 American Medical Association. All Rights Reserved.00C1
Col1 Col2 EffDt DelDt "Mod Ind00=not allowed01=allowed09=not applicable"
AAAAA BBBB YYYMMDD YYYMMDD I
    
```

- (2) There will be two separate NCCI PTP Publication edit files. The tab-delimited ASCII text publication files do not indicate a version number, but rather include the date the file becomes effective. Their file names will be:
- a. Practitioner/ASC NCCI PTP edit file: **MCD-PTP-PractitionerServices-Effective_mmddyyyy.txt**
 - b. Outpatient Hospital NCCI PTP edit file: **MCD-PTP-OutpatientHospitalServices-Effective_mmddyyyy.txt**

Note: See pages 4-5 for details of file naming convention.

Field Name	Notes	Type	Delimiter	# of Char
Column 1 code (labeled Col1)	AAAAA	Alpha-Numeric Text		5
Column 2 code (labeled Col2)	BBBBB	Alpha-Numeric Text	tab	5
Effective Date (labeled EffDt)	Gregorian – Year (y), Month (m) Day (d) format: yyyymmdd	Numeric	tab	8
Deletion Date (labeled DelDt)	Gregorian – Year (y), Month (m) Day (d) format: yyyymmdd Edits with <blank> Deletion Date values are ACTIVE from the date in the Effective Date field.	Numeric	tab	8

Medicaid NCCI Edit Design Manual

Field Name	Notes	Type	Delimiter	# of Char
Correct Coding Modifier Indicator (labeled Mod Ind)	Indicated above as "I" Valid values = 0, 1, or 9 0 = modifiers not allowed 1 = modifiers allowed 9 = Edit terminated retroactively, edit does not apply	Numeric	tab	1

****Notes:**

- Files for publication on the CMS website will not include the CLE ID because this information is intended for internal claims processor use only.
- In addition, publication files will include the following copyright disclaimer notice in the header of the file:

"Current Procedural Terminology © 2010 American Medical Association. All Rights Reserved.

Current Procedural Terminology (CPT) is copyright 2010 American Medical Association. All Rights Reserved. No fee schedules, basic units, relative values, or related listings are included in CPT. The AMA assumes no liability for the data contained herein. Applicable FARS/DFARS restrictions apply to government use.

CPT® is a trademark of the American Medical Association."

FYI: The format above (including the quotation "" marks) is how the disclaimer appears when copied and pasted from the tab-delimited ASCII Text file. In the file itself, the disclaimer appears as a single, long string of text, including hidden characters which result in the positioning of spaces and line returns.

The following is an example of a section of an tab-delimited ASCII text NCCI PTP Publication edit file:

```

Column1/Column2 Edits (Includes Mutually Exclusive Edits)
"Current Procedural Terminology © 2010 American Medical Association. All Rights Reserved.00Cur
Col1 Col2 Effdt DelDt "Mod Ind00=not allowed01=allowed09=not applicable"
00100 0179T 20101001 1
00100 0180T 20101001 1
00100 01996 20101001 1
00100 0213T 20101001 1
00100 0216T 20101001 1
00100 0228T 20110101 1
00100 0230T 20110101 1
00100 0251T 20110101 1
00100 0253T 20110101 20110101 9
00100 31505 20101001 1
00100 31515 20101001 1

```

Medicaid NCCI Edit Design Manual

Documents and web postings containing these tab-delimited ASCII text files should include the following notification:

Please note – In tab-delimited text files the records may not align with the column headings or from row to row. This is because of the logic that tells the computer where to place certain values when the data is imported into other applications. For example, on rows for edits that do not have a deletion date, the Correct Coding Modifier Indicator will appear aligned. But, on rows for edits that do have a deletion date; the Correct Coding Modifier Indicator will appear to shift to the right. Even though they appear skewed to the reader’s eye, from a programming standpoint, the Correct Coding Modifier Indicator in both lines will be in the same position.

Medicaid NCCI Edit Design Manual

NCCI PTP EDIT FILE FORMAT – PUBLICATION FILE

Excel 2007 Format

- (1) In the NCCI procedure-to-procedure (PTP) Publication edit files in Excel 2007 format, each edit will have the following format:

	A	B	C	D	E
1	Column 1 / Column 2 Edits (Includes Mutually Exclusive Edits)				
2	<p style="text-align: center;">Medical Association. All Rights Reserved.</p> <p style="text-align: center;">Current Procedural Terminology (CPT) is copyright 2010 American Medical Association. All Rights Reserved. No fee schedules, basic units, relative values, or related listings are included in CPT. The AMA assumes no liability for the data contained herein. Applicable FARS/DFARS restrictions apply to government use.</p> <p style="text-align: center;">CPT® is a trademark of the American Medical Association.</p>				
3	Column 1	Column 2	Effective Date	Deletion Date	Modifier Indicator 0=not allowed 1= allowed 9= not applicable
4	AAAAA	BBBBB	YYYYMMDD	YYYYMMDD	I
5					

- (2) There will be two separate NCCI PTP Publication edit files. The Excel 2007 publication files do not indicate a version number, but rather include the date the file becomes effective. Their file names will be:
- a. Practitioner/ASC NCCI PTP edit file: **MCD-PTP-PractitionerServices-Effective_mmddyyyy.xlsx**
 - b. Outpatient Hospital NCCI PTP edit file: **MCD-PTP-OutpatientHospitalServices.xlsx**
- Note:** See pages 4-5 for details of file naming convention.

Column Name	Notes	Type
Column 1 code (labeled Column 1)	AAAAA	Alpha-Numeric Text
Column 2 code (labeled Column 2)	BBBBB	Alpha-Numeric Text

Medicaid NCCI Edit Design Manual

Column Name	Notes	Type
Effective Date	Gregorian – Year (y), Month (m) Day (d) format: yyymmdd	Numeric
Deletion Date	Gregorian – Year (y), Month (m) Day (d) format: yyymmdd Edits with <blank> Deletion Date values are ACTIVE from the date in the Effective Date field.	Numeric
Correct Coding Modifier Indicator (labeled Modifier Indicator)	Indicated above as “I” Valid values = 0, 1, or 9 0 = modifiers not allowed 1 = modifiers allowed 9 = Edit terminated retroactively, edit does not apply	Numeric

****Notes:**

- Files for publication on the CMS website will not include the CLE ID because this information is intended for internal claims processor use only.
- In addition, publication files will include the following copyright disclaimer notice in the header of the file:

Current Procedural Terminology © 2010 American Medical Association. All Rights Reserved.

Current Procedural Terminology (CPT) is copyright 2010 American Medical Association. All Rights Reserved. No fee schedules, basic units, relative values, or related listings are included in CPT. The AMA assumes no liability for the data contained herein. Applicable FARS/DFARS restrictions apply to government use.

CPT® is a trademark of the American Medical Association.

NOTE: The format above is copied directly from the Excel format file.

Medicaid NCCI Edit Design Manual

The following is an example of a section of an Excel 2007 NCCI PTP Publication edit file:

	A	B	C	D	E
1	Column 1 / Column 2 Edits (Includes Mutually Exclusive Edits)				
2	<p><i>Current Procedural Terminology</i> © 2010 American Medical Association. All Rights Reserved.</p> <p>Current Procedural Terminology (CPT) is copyright 2010 American Medical Association. All Rights Reserved. No fee schedules, basic units, relative values, or related listings are included in CPT. The AMA assumes no liability for the data contained herein. Applicable FARS/DFARS restrictions apply to government use.</p> <p>CPT® is a trademark of the American Medical Association.</p>				
3	Column 1	Column 2	Effective Date	Deletion Date	Modifier Indicator 0=not allowed 1= allowed 9= not applicable
11	00100	0251T	20110101		1
12	00100	0253T	20110101	20110101	9
13	00100	31505	20101001		1

Medicaid NCCI Edit Design Manual

MEDICALLY UNLIKELY EDITS

Edit Characteristics

- (1) An MUE is a unit of service (UOS) edit for each HCPCS/CPT code that applies to services performed by the same provider/supplier for the same beneficiary on the same date of service.
- (2) An MUE is a claim line edit, **NOT** an entire claim edit. That is, the MUE is applied separately to the UOS reported on each line of a claim. It is **NOT** applied to the sum total UOS for a code on the entire claim.
- (3) An MUE is **NOT** a date of service edit. It is not applied to the sum of all UOS for a code with the same date of service. It is a claim line edit.
- (4) Each edit consists of a HCPCS/CPT code, an MUE value, an effective date, a deletion date, CLEID, and publication indicator.
 - (a) HCPCS/CPT code
 - (b) The MUE value for that HCPCS/CPT code.
 - (c) Effective date – The date that each edit was first implemented. Claims with dates of service “on or after” this date and “on or before” the deletion date, if any, must be subject to the edit.
 - (d) Deletion date – The last date that an edit is active. Claims with dates of service “on or before” this date and “on or after” the effective date are subject to the edit. Claims with dates of service after the deletion date are not subject to the edit.
 - (e) CLEID – Correspondence Language Example Identification number for correspondence
 - (f) Publication Indicator – This indicator enables a claims processor to determine whether an MUE value is published on the CMS Medicare MUE website. If the value is **NOT** published on the CMS website, it is a confidential MUE value and should **NOT** be shared/released to anyone other than CMS or CMS contractors with a valid need for the MUE value.

Medicaid NCCI Edit Design Manual

MEDICALLY UNLIKELY EDITS

Claim Adjudication Algorithm

- (1) Apply edits to services by same provider/supplier for same beneficiary on same date of service.
- (2) Determine whether type of claim and site of service are subject to MUE edits.
 - (a) For practitioner claims regardless of site of service including DME billed by practitioner, use Practitioner MUE File.
 - (b) For ambulatory surgical center claims, use Practitioner MUE File.
 - (c) For outpatient hospital (including critical access hospitals) claims including DME billed by hospital, use Outpatient Hospital MUE File.
 - (d) For hospital facility (including critical access hospitals) emergency department claims, use Outpatient Hospital MUE File.
 - (e) For hospital facility (including critical access hospitals) observation care claims, use Outpatient Hospital MUE File.
 - (f) For DME billed by suppliers, not practitioners or hospitals, use Durable Medical Equipment (DME) MUE File.
- (3) MUE is a claim line edit that compares UOS (unit of service) reported for the HCPCS/CPT code on the claim line to the MUE value for that code.
- (4) If MUE value for HCPCS/CPT code on claim line is greater than or equal to reported UOS on the claim line, the UOS pass the MUE.
- (5) If MUE value for HCPCS/CPT code is less than the reported UOS on the claim line, the UOS fail the MUE, and the entire claim line is denied. That is, no UOS are paid for the code reported on that claim line.
- (6) Statements (3)-(5) apply to claim lines where the “from date” to the “to date” is the same. However, if a code subject to an MUE is reported with a different “from date” and “to date” on the claim line, the claims processor should divide the reported units of service by the number of days in the date span and round to the nearest whole number. This number is compared to the MUE value for the code on the claim line, and the rules stated in (4) and (5) above are applied substituting this calculated number for the UOS.
- (7) If a claim line is denied (not paid) because of an MUE edit, a denial message should be added to the code denial on the provider/supplier payment notice. Some recommendations follow:
 - (a) Provider/Supplier Payment Notice Advice alternatives:
 - (i) “Units of service exceed limit.”
 - (ii) “Units of service exceed medically unlikely edit.”
- (7) There should also be a notice on the provider/supplier claim payment advice indicating that denied service SHOULD NOT be billed to the beneficiary. Provider/supplier cannot use an “Advanced Beneficiary Notice” to obtain payment from beneficiary.
- (8) **Caution:** Since MUE is a claim line edit, not an entire claim edit, the claims processor should **NOT** sum all units of service for a HCPCS/CPT code on the claim or for the same date of service from prior claims in history with same date of service and compare this number to the MUE value.
- (9) **Caution:** A provider/supplier may report the same code on more than one claim line appending a modifier to the code on the second and additional claim lines. The MUE value for the HCPCS/CPT code should be applied separately to the UOS reported on each claim line.
- (10) **Caution:** Claims processors may consider developing duplicate claim line logic to prevent providers/suppliers from misusing modifiers to report the same code on more than two lines of a claim. Caution is necessary when developing this type of duplicate logic.

Medicaid NCCI Edit Design Manual

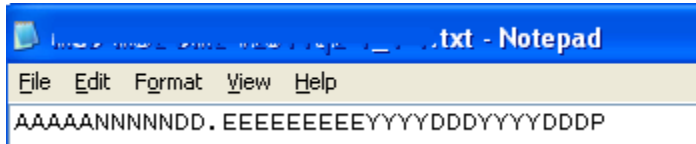
- (11) **Caution:** MUEs should **NOT** apply to any code reported with modifier 55.
- (12) **Caution:** Modifier 50 is a bilateral modifier indicating that the procedure was performed bilaterally. If the claims processor does not recognize this modifier for payment purposes, providers should be told to report the code on two lines of a claim utilizing modifier LT on one claim line and modifier RT on one claim line. The MUE value will be adjudicated separately against the UOS reported on each claim line.

Medicaid NCCI Edit Design Manual

MUE EDIT FILE FORMAT – MII FILE

Fixed-Width ASCII Text Format

- (1) In the MUE Units of Service MII edit files in fixed-width ASCII format, each edit will have the following format:



- (2) There will be three separate final MUE MII edit files:
- a. Practitioner MUE edit file named **MCD-MUE-PRA-vXXXXqX-FX-T.txt** There is one edit file that applies to:
 - i. Practitioner services AND
 - ii. Ambulatory surgical center (ASC) services.
 - b. Outpatient Hospital MUE edit file named **MCD-MUE-OPH-vXXXXqX-FX-T.txt** There is one edit file that applies to:
 - i. Outpatient hospital (including critical access hospitals) claims including DME billed by the hospital
 - ii. Hospital Facility (including critical access hospitals) emergency department claims
 - iii. Hospital Facility (including critical access hospitals) observation services
 - iv. Hospital Facility (including critical access hospitals) outpatient laboratory services
 - c. Durable Medical Equipment (DME) MUE edit file named **MCD-MUE-DME-vXXXXqX-FX-T.txt** There is one edit file that applies to:
 - i. DME billed by suppliers
 - a) Does NOT apply to DME billed by practitioners. The MUE file for practitioners contains MUEs for DME billed by a practitioner.
 - b) Does NOT apply to DME billed by hospitals. The MUE file for outpatient hospital services contains MUEs for DME billed by a hospital.

Note: See pages 4-5 for details of file naming convention.

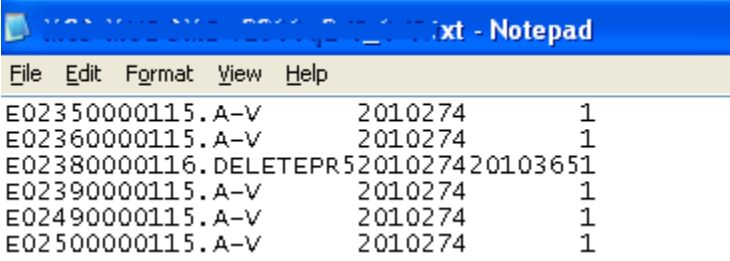
Field Name	Notes	Type	Beg. Char.	# of Char.
HCPCS/CPT Code (no label)	AAAAA	Alpha-Numeric Text	1	5
Maximum Units Allowed (no label)	NNNNN formatted with leading zeros (e.g., an MUE of 11 will be written as 00011)	Numeric	6	5

Medicaid NCCI Edit Design Manual

Field Name	Notes	Type	Beg. Char.	# of Char.
CLE ID (no label)	<p>Correspondence Language Example Identification Number</p> <p>format: DD.EEEEEEEEE</p> <p>The first 2 digits correspond to the Standard Policy Statement for the edit. The digits following the “.” correspond to the section of the coding policy manual from which an example can be extracted to incorporate into correspondence such as provider inquiry responses.</p> <p>The last four characters of the CLE ID field may contain empty spaces.</p> <p>When an edit is terminated the CLE ID will be changed to 16.DELETEPR5 which corresponds to the deleted edit language and example in the Correspondence Language manual</p>	Alpha-Numeric Text	11	12
Effective Date (no label)	Julian date format: yyyyddd	Numeric	23	7
Deletion Date (no label)	<p>Julian date format: yyyyddd</p> <p>Edits with <blank> Deletion Date values are ACTIVE from the date in the Effective Date field.</p>	Numeric	30	7
Publication Indicator	<p>P</p> <p>Valid values = 0 or 1</p> <p>0 = not published – confidential - do not share – for use by CMS and CMS contractors ONLY (currently no MCD MUEs have an indicator = 0)</p> <p>1 = published - ok to share</p>	Numeric	37	1

Medicaid NCCI Edit Design Manual

The following is an example of a section of a fixed-width ASCII text MUE MII edit file:



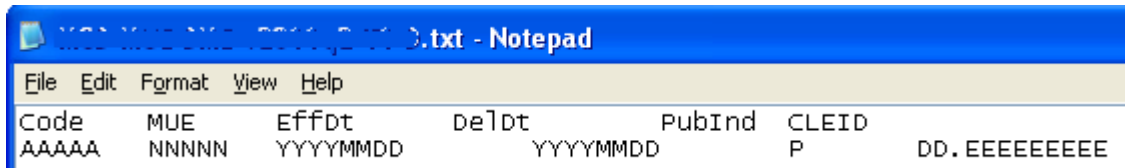
```
W01 MUE MII 2014_01_01.txt - Notepad
File Edit Format View Help
E02350000115.A-V      2010274      1
E02360000115.A-V      2010274      1
E02380000116.DELETEPR5201027420103651
E02390000115.A-V      2010274      1
E02490000115.A-V      2010274      1
E02500000115.A-V      2010274      1
```

Medicaid NCCI Edit Design Manual

MUE EDIT FILE FORMAT – MII FILE

Tab-Delimited ASCII Text Format

- (1) In the MUE Units of Service MII edit files in tab-delimited ASCII text format, each edit will have the following format:



- (2) There will be three separate final MUE MII edit files:
- a. Practitioner MUE file named **MCD-MUE-PRA-vXXXXqX-FX-D.txt** There is one edit file that applies to:
 - i. Practitioner services AND
 - ii. Ambulatory surgical center (ASC) services.
 - b. Outpatient Hospital MUE edit file named **MCD-MUE-OPH-vXXXXqX-FX-D.txt** There is one edit file that applies to:
 - i. Outpatient hospital (including critical access hospitals) claims including DME billed by the hospital
 - ii. Hospital Facility (including critical access hospitals) emergency department claims
 - iii. Hospital Facility (including critical access hospitals) observation services
 - iv. Hospital Facility (including critical access hospitals) outpatient laboratory services
 - c. Durable Medical Equipment (DME) MUE edit file named **MCD-MUE-DME-vXXXXqX-FX-D.txt** There is one edit file that applies to:
 - i. DME billed by suppliers
 - a) Does NOT apply to DME billed by practitioners. The MUE file for practitioners contains MUEs for DME billed by a practitioner.
 - b) Does NOT apply to DME billed by hospitals. The MUE file for outpatient hospital services contains MUEs for DME billed by a hospital.

Note: See pages 4-5 for details of file naming convention.

<i>Field Name</i>	<i>Notes</i>	<i>Type</i>	<i>Delimited</i>	<i># of Char.</i>
HCPCS/CPT Code (labeled Code)	AAAAA	Alpha-Numeric Text		5
Maximum Units Allowed (labeled MUE)	NNNNN formatted with leading zeros (e.g., an MUE of 11 will be written as 00011)	Numeric	tab	5

Medicaid NCCI Edit Design Manual

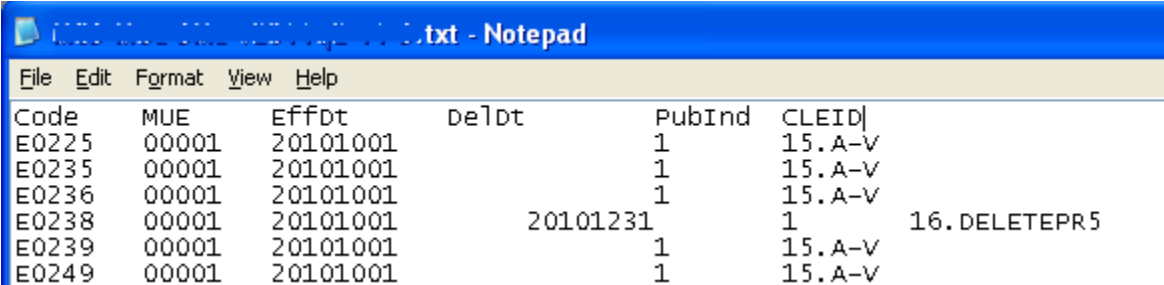
<i>Field Name</i>	<i>Notes</i>	<i>Type</i>	<i>Delimited</i>	<i># of Char.</i>
Effective Date (labeled EffDt)	Gregorian – Year (y), Month (m), Day (d) format: yyyyymmdd	Numeric	tab	8
Deletion Date (labeled DelDt)	Gregorian – Year (y), Month (m), Day (d) format: yyyyymmdd Edits with <blank> Deletion Date values are ACTIVE from the date in the Effective Date field.	Numeric	tab	8
Publication Indicator (labeled PubInd)	P Valid values = 0 or 1 0 = not published – confidential - do not share – for use by CMS and CMS contractors ONLY (currently no MCD MUEs have an indicator = 0) 1 = published - ok to share	Numeric	tab	1
CLE ID (labeled CLEID)	Correspondence Language Example Identification Number format: DD.EEEEEEEEEE The first 2 digits correspond to the Standard Policy Statement for the edit. The digits following the “.” correspond to the section of the coding policy manual from which an example can be extracted to incorporate into correspondence such as provider inquiry responses. The last four characters of the CLE ID field may contain empty spaces. When an edit is terminated the CLE ID will be changed to 16.DELETEPR5 which corresponds to the deleted edit language and example in the Correspondence Language Manual.	Alpha- Numeric Text	tab	12

Medicaid NCCI Edit Design Manual

Documents and web postings containing these tab-delimited ASCII text files should include the following notification:

Please note – In tab-delimited text files the records may not align with the column headings or from row to row. This is because of the logic that tells the computer where to place certain values when the data is imported into other applications. For example, on rows for edits that do not have a deletion date, the Publication Indicator will appear aligned, but on rows for edits that do not have a deletion date; the Publication Indicator will appear to shift to the right. Even though they appear skewed to the reader’s eye, from a programming standpoint, the Publication Indicator in both lines will be in the same position.

The following is an example of a section of a tab-delimited ASCII text MUE MII edit file:



Code	MUE	EffDt	DelDt	PubInd	CLEID	
E0225	00001	20101001		1	15.A-V	
E0235	00001	20101001		1	15.A-V	
E0236	00001	20101001		1	15.A-V	
E0238	00001	20101001	20101231	1	16.DELETEPR5	
E0239	00001	20101001		1	15.A-V	
E0249	00001	20101001		1	15.A-V	

Medicaid NCCI Edit Design Manual

MUE EDIT FILE FORMAT – MII FILE

Excel 2007 Format

(1) In the MUE Units of Service MII edit files in Excel 2007 format, each edit will have the following format:

	A	B	C	D	E	F
1	HCPCS\ CPT Code	MUE	Effective Date	Deletion Date	Pub Ind 1 = Ok to Publish 0 = Do Not Share	CLE ID
2	AAAAA	NNNNN	YYYYMMDD	YYYYMMDD	P	DD.EEEEEEEE

(2) There will be three separate final MUE MII edit files:

- a. Practitioner MUE edit file named **MCD-MUE-PRA-vXXXXqX-FX-E.xlsx** There is one edit file that applies to:
 - i. Practitioner services AND
 - ii. Ambulatory surgical center (ASC) services.
- b. Outpatient Hospital MUE edit file named **MCD-MUE-OPH-vXXXXqX-FX-E.xlsx** There is one edit file that applies to:
 - i. Outpatient hospital (including critical access hospitals) claims including DME billed by the hospital
 - ii. Hospital Facility (including critical access hospitals) emergency department claims
 - iii. Hospital Facility (including critical access hospitals) observation services
 - iv. Hospital Facility (including critical access hospitals) outpatient laboratory services
- c. Durable Medical Equipment (DME) MUE edit file named **MCD-MUE-DME-vXXXXqX-FX-E.xlsx** There is one edit file that applies to:
 - i. DME billed by suppliers
 - a) Does NOT apply to DME billed by practitioners. The MUE file for practitioners contains MUEs for DME billed by a practitioner.
 - b) Does NOT apply to DME billed by hospitals. The MUE file for outpatient hospital services contains MUEs for DME billed by a hospital.

Note: See pages 4-5 for details of file naming convention.

Medicaid NCCI Edit Design Manual

Column Name	Notes	Type
HCPCS\CPT Code	AAAAA	Alpha-Numeric Text
Maximum Units Allowed (labeled MUE)	NNNNN formatted with leading zeros (e.g., an MUE of 11 will be written as 00011)	Numeric
Effective Date	Gregorian –Year (y), Month (m), Day (d) format: yyyymmdd	Numeric
Deletion Date	Gregorian –Year (y), Month (m), Day (d) format: yyyymmdd Edits with <blank> Deletion Date values are ACTIVE from the date in the Effective Date field.	Numeric
Publication Indicator (labeled PubInd)	P Valid values = 0 or 1 0 = not published – confidential - do not share – for use by CMS and CMS contractors ONLY (currently no MCD MUEs have an indicator = 0) 1 = published - ok to share	Numeric
CLE ID	Correspondence Language Example Identification Number format: DD.EEEEEEEEE The first 2 digits correspond to the Standard Policy Statement for the edit. The digits following the “.” correspond to the section of the coding policy manual from which an example can be extracted to incorporate into correspondence such as provider inquiry responses. The last four characters of the CLE ID field may contain empty spaces. When an edit is terminated the CLE ID will be changed to 16.DELETEPR5 which corresponds to the deleted edit language and example in the Correspondence Language Manual.	Alpha-Numeric Text

Medicaid NCCI Edit Design Manual

The following is an example of a section of an Excel MUE MII edit file:

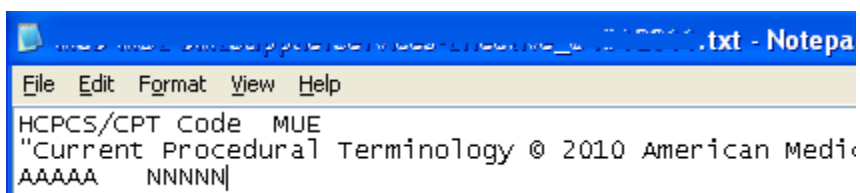
	A	B	C	D	E	F
1	HCPCS\ CPT Code	MUE	Effective Date	Deletion Date	Pub Ind 1 = Ok to Publish 0 = Do Not Share	CLE ID
2	A4258	00001	20110101		1	15.A-V
3	A4470	00001	20101001		1	15.A-V
4	A4480	00001	20101001		1	15.A-V

Medicaid NCCI Edit Design Manual

MUE EDIT FILE FORMAT – PUBLICATION FILE

Tab-Delimited ASCII Text Format

- (1) In the MUE Units of Service Publication edit files in tab-delimited ASCII text format, each edit will have the following format:



- (2) There will be three separate MUE Publication edit files:
- a. Practitioner MUE edit file named **MCD-MUE-PractitionerServices-Effective_mmddyyyy.txt** There is one edit file that applies to:
 - i. Practitioner services AND
 - ii. Ambulatory surgical center (ASC) services.
 - b. Outpatient Hospital MUE edit file named **MCD-MUE-OutpatientHospitalServices-Effective_mmddyyyy.txt** There is one edit file that applies to:
 - i. Outpatient hospital (including critical access hospitals) claims including DME billed by the hospital
 - ii. Hospital Facility (including critical access hospitals) emergency department claims
 - iii. Hospital Facility (including critical access hospitals) observation services
 - iv. Hospital Facility (including critical access hospitals) outpatient laboratory services
 - c. Durable Medical Equipment (DME) MUE edit file named **MCD-MUE-DMESupplierServices-Effective_mmddyyyy.txt** There is one edit file that applies to:
 - i. DME billed by suppliers
 - a) Does NOT apply to DME billed by practitioners. The MUE file for practitioners contains MUEs for DME billed by a practitioner.
 - b) Does NOT apply to DME billed by hospitals. The MUE file for outpatient hospital services contains MUEs for DME billed by a hospital.

Note: See pages 4-5 for details of file naming convention.

Field Name	Notes	Type	Delimited	# of Char.
HCPCS/CPT Code	AAAAA	Alpha-Numeric Text		5
Maximum Units Allowed	NNNNN formatted with leading zeros (e.g., an MUE of 11 will be written as 00011)	Numeric	tab	5

Medicaid NCCI Edit Design Manual

**Note:

1. MUE edit files for publication on the CMS website contain only the Current Active MUE.
2. MUE edit files for publication on the CMS website do not include the Effective Date, Deletion Date, or CLE ID because this information is intended for internal claims processor use only.
3. In addition, publication edit files will include the following copyright disclaimer notice in the header of the file:

"Current Procedural Terminology © 2010 American Medical Association. All Rights Reserved.

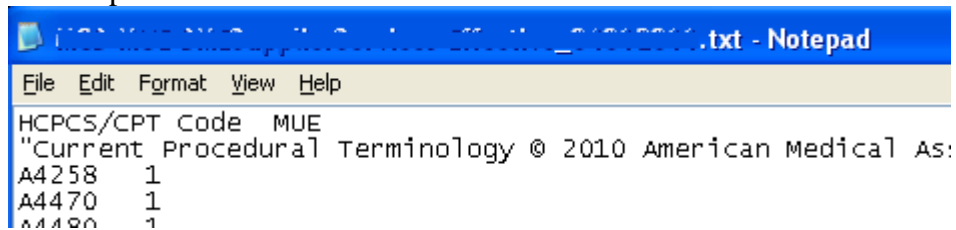
Current Procedural Terminology (CPT) is copyright 2010 American Medical Association. All Rights Reserved. No fee schedules, basic units, relative values, or related listings are included in CPT. The AMA assumes no liability for the data contained herein. Applicable FARS/DFARS restrictions apply to government use.

CPT® is a trademark of the American Medical Association.

"

NOTE: The format above (including the quotation “” marks) is how the disclaimer appears when copied and pasted from the tab-delimited ASCII Text file. In the file itself, the disclaimer appears as a single, long string of text, including hidden characters which result in the positioning of spaces and line returns.

The following is an example of a section of a tab-delimited ASCII text MUE Publication edit file:



```
File Edit Format View Help
HCPCS/CPT Code MUE
"Current Procedural Terminology © 2010 American Medical As:
A4258 1
A4470 1
A4480 1
```

Medicaid NCCI Edit Design Manual

MUE EDIT FILE FORMAT – PUBLICATION FILE

Excel 2007 Format

(1) In the MUE Units of Service Publication edit files in Excel 2007 format, each edit will have the following format:

	A	B
1	HCPCS/CPT Code	MUE
2	<p><i>Current Procedural Terminology</i> © 2010 American Medical Association. All Rights Reserved.</p> <p>Current Procedural Terminology (CPT) is copyright 2010 American Medical Association. All Rights Reserved. No fee schedules, basic units, relative values, or related listings are included in CPT. The AMA assumes no liability for the data contained herein. Applicable FARS/DFARS restrictions apply to government use.</p> <p>CPT® is a trademark of the American Medical Association.</p>	
3	AAAAA	NNNNN

- (2) There will be three separate MUE Publication edit files:
- a. Practitioner MUE edit file named **MCD-MUE-PractitionerServices-Effective_mmddyyyy.xlsx** There is one edit file that applies to:
 - i. Practitioner services AND
 - ii. Ambulatory surgical center (ASC) services.
 - b. Outpatient Hospital MUE edit file named **MCD-MUE-OutpatientHospitalServices-Effective_mmddyyyy.xlsx** There is one edit file that applies to:
 - i. Outpatient hospital (including critical access hospitals) claims including DME billed by the hospital
 - ii. Hospital Facility (including critical access hospitals) emergency department claims
 - iii. Hospital Facility (including critical access hospitals) observation services
 - iv. Hospital Facility (including critical access hospitals) outpatient laboratory services
 - c. Durable Medical Equipment (DME) MUE edit file named **MCD-MUE-DMESupplierServices-Effective_mmddyyyy.xlsx** There is one edit file that applies to:
 - i. DME billed by suppliers
 - a) Does NOT apply to DME billed by practitioners. The MUE file for practitioners contains MUEs for DME billed by a practitioner.
 - b) Does NOT apply to DME billed by hospitals. The MUE file for outpatient hospital services contains MUEs for DME billed by a hospital.
- Note:** See pages 4-5 for details of file naming convention.

Medicaid NCCI Edit Design Manual

Column Name	Notes	Type
HCPCS\CPT Code	AAAAA	Alpha-Numeric Text
Maximum Units Allowed (labeled MUE)	NNNNN formatted with leading zeros (e.g., an MUE of 11 will be written as 00011)	Numeric

****Note:**

1. MUE edit files for publication on the CMS website contain only the Current Active MUE.
2. MUE edit files for publication on the CMS website do not include the Effective Date, Deletion Date, or CLE ID because this information is intended for internal claims processor use only.
3. In addition, publication edit files will include the following copyright disclaimer notice in the header of the file:

Current Procedural Terminology © 2010 American Medical Association.
All Rights Reserved.

Current Procedural Terminology (CPT) is copyright 2010 American Medical Association. All Rights Reserved. No fee schedules, basic units, relative values, or related listings are included in CPT. The AMA assumes no liability for the data contained herein. Applicable FARS/DFARS restrictions apply to government use.

CPT® is a trademark of the American Medical Association.

NOTE: The format above is copied directly from the Excel format file.

The following is an example of a section of an Excel 2007 MUE Publication edit file:

	A	B
1	HCPCS/CPT Code	MUE
2	<p><i>Current Procedural Terminology</i> © 2010 American Medical Association. All Rights Reserved.</p> <p>Current Procedural Terminology (CPT) is copyright 2010 American Medical Association. All Rights Reserved. No fee schedules, basic units, relative values, or related listings are included in CPT. The AMA assumes no liability for the data contained herein. Applicable FARS/DFARS restrictions apply to government use.</p> <p>CPT® is a trademark of the American Medical Association.</p>	
3	A4258	1
4	A4470	1

Medicaid NCCI Edit Design Manual

APPENDIX A

Standard Policy Statements	
Policy ID	Standard Policy Statement
1	Standard preparation / monitoring services for anesthesia
2	HCPCS/CPT procedure code definition
3	CPT Manual and CMS coding manual instructions
4	Mutually exclusive procedures
5	Sequential procedure
6	CPT "separate procedure" definition
7	More extensive procedure
8	This Policy ID is no longer used in the NCCI program
9	Gender-specific (formerly Designation of sex) procedures
10	Standards of medical / surgical practice
11	Anesthesia service included in surgical procedure
12	Laboratory panel
13	Deleted edits for NCCI
14	Misuse of column two code with column one code
15	Medically Unlikely Edits (MUE)
16	Deleted edits for MUE