




Reaching Our Goals

An Overview of Research in Support of the Strategic Initiatives

Office of Research and Policy Development (RPD)
March 2009

Corporation for
**NATIONAL &
COMMUNITY
SERVICE** 





Achieving Strategic Goals



The Corporation for National and Community Service provides opportunities for Americans of all ages and backgrounds to serve their communities and country through three programs: Senior Corps, AmeriCorps, and Learn and Serve America. These programs work closely with nonprofit and other organizations to broaden and deepen the ability of America's volunteers to contribute to our communities and our nation.

In 2006, a strategic plan was set in place for five years through 2010. The plan identified four priorities that the Corporation will focus on over that time period:

- **Mobilizing More Volunteers**
Volunteers are necessary for overcoming some of our nation's most pressing challenges. The Corporation aims to increase the number and percentage of Americans who volunteer and makes service opportunities available to Americans in order to help make this possible.
- **Ensuring a Brighter Future for All of America's Youth**
Youth need caring adults in their families, schools, and communities in order to succeed. The Corporation will continue to support children in need by providing opportunities for more youth to benefit from receiving mentoring and other services and for more youth to serve.
- **Engaging Students in Communities**
Research shows that volunteering and service support and enhance the learning experience. The Corporation is dedicated to expanding service-learning in higher education institutions and K-12 schools across the country.
- **Harnessing Baby Boomers' Experience**
The Baby Boomer generation is a highly talented, highly motivated group that could drive solutions to some of our nation's most intractable social problems. Capturing their experience and energy by engaging them in service is a high priority for the Corporation.

Each strategic goal requires all of our programs to work together toward critical common objectives. They also guide the Corporation's interactions with State Commissions, State Education Agencies, national nonprofits, volunteer connector organizations, local communities, and other partners. These focus areas are not only consistent with current social trends, but they are also areas in which the Corporation is well equipped to meet needs and have significant impact.

Our Mission:
Improve lives, strengthen communities, and foster civic engagement through service and volunteering





About This Document



In order to determine the most effective strategies for achieving our strategic goals, the Corporation's Office of Research and Policy Development continually conducts studies that lead to a more comprehensive understanding of community volunteering and national service. This document synthesizes many of the key findings from these studies, and guides strategies for achieving the initiatives set forth in the Strategic Plan. As the Office of Research and Policy Development continues to produce new and varied research materials, this document will be periodically updated to reflect the most recent findings.

Using the Research

The Corporation actively communicates research findings to our partners and other leaders in communities in order to help them achieve higher levels of success and see our shared goals achieved. The research can be used in a variety of ways.

- The Corporation's research builds knowledge about the interests and habits of volunteers, which can strengthen marketing and recruitment strategies.
- By providing objective benchmarks, the research can lead to more sophisticated evaluations of existing volunteer management plans and can help organizations create more effective programs.
- The Corporation's studies identify trends that explain changes in the volunteer landscape and can also show pathways for overcoming the challenges associated with shifts.
- The research can inform decisions about resource allocation (including funding) and project development.



For more research from the Corporation, including full research reports, fact sheets, and other materials, please see www.nationalservice.gov/research.

In the future, this document will also feature information regarding the Corporation's newest initiative: Helping Communities Prepare for, Respond to, and Recover from Disaster.



Mobilizing More Volunteers

Volunteers are necessary for overcoming our nation's most pressing challenges. In 2007, about 60.8 million, or 26.2 percent of adults ages 16 and older volunteered in the U.S., giving 8.1 billion hours of service worth about \$158 billion. The Corporation for National and Community Service is dedicated to increasing the number and percentage of Americans who volunteer in the years ahead, helping more organizations across the country use volunteers effectively, and providing pathways for more Americans to connect to volunteer opportunities.

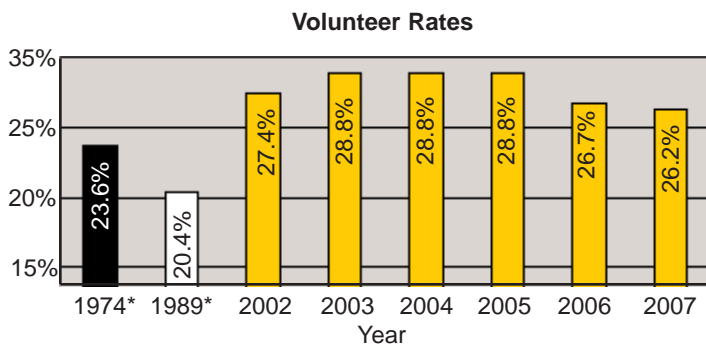
Key Findings from Research Reports

The Corporation has partnered since 2002 with the U.S. Census Bureau and the Bureau of Labor Statistics to reinstitute and revamp the Volunteer Supplement to the Current Population Survey, conducted previously in 1974 and 1989.* Data from these surveys indicate that more than a quarter of Americans are volunteering across the country, and that a few key age groups have made strides in growing volunteering.

- Since 1989, the volunteer rate among teens (age 16-19) has nearly doubled, growing from 13.4 percent to 24.5 percent in 2007.
- The Baby Boomer (born between 1946 and 1964) volunteer rate has increased by more than 5 percentage points, from 24.1 percent in 1989 to 29.9 percent in 2007.
- The volunteer rate for older adults (65+) also increased by almost seven percentage points between 1989 and 2007, from 16.9 percent to 23.8 percent.

Stronger Retention Strategies are Necessary

- Between 2006 and 2007, 21.7 million volunteers (more than one out of every three) dropped out of service.
- To increase retention and volunteer value nonprofit leaders agree that it is important to reinvent volunteering, involving volunteers in new ways and strategizing for their use as part of comprehensive talent management plans.
- Effective volunteer management practices for retention include screening volunteers and matching them to appropriate tasks, providing public recognition, and offering development opportunities.



New Volunteering in America Web Site!

The Corporation's new research Web site, VolunteeringinAmerica.gov, hosts the most comprehensive collection of information on volunteering and service ever assembled. The site allows civic leaders, nonprofit organizations, and interested individuals to retrieve a wide range of information regarding the trends in any region or state, and in any of the 162 cities (metropolitan areas) included.

* Data from studies in 1974 and 1989 are not directly comparable to the studies of 2002-2007 due to differences in the surveys.

The Corporation uses data from the Current Population Survey and other surveys to determine the trends that impact volunteer rates, demographics, and activities. Findings include the following:

- Volunteering through educational and youth-services organizations is now much more prevalent than it was in the 1970's and 1980's, having increased by 63 percent since 1989. Because adults in mid-life (ages 45-55) historically volunteer at higher rates than other age groups, it is possible that a shift in child-bearing age toward this demographic is partially responsible for the growth.
- Religious organizations are the most popular organizations through which adults volunteer: 35.5 percent of volunteers served through them in 2007. By partnering with religious organizations, nonprofits with secular missions could significantly increase their volunteer base.
- The volunteering and nonprofit sector should prepare now for the number of older adult volunteers to at least double in the next few decades. Older adults tend to serve many more hours in a year than other adults.



- Volunteering is not just good for the community; it is also good for the individuals who serve. Service has significant health benefits, including increased longevity, and decreased risk of heart disease and depression.
- Most adults who do not volunteer say that they are too busy. However, those who have never volunteered watch about 436 more hours of television per year than those who have recently volunteered.
- Visiting volunteers make a big difference in disaster recovery efforts. As Gulf Coast recovery continued in 2007, volunteers who traveled from out of state to serve comprised a quarter of the total volunteers in Mississippi and a fifth in Louisiana.
- Volunteers who use their skills appear to be more likely to continue serving. However, most volunteers do not use their professional or occupational skills in their volunteer activities.

Community Factors Can Impact Volunteer Rates

By comparing local volunteering data with other community information, the Corporation has determined a number of factors which bear favorably on volunteer rates. Community characteristics that are associated with higher volunteering rates include:

- High rates of home ownership
- High education levels, especially high percentages of residents with high school diplomas or GEDs
- Short average commute times
- Low poverty rates
- Low population density
- High volunteer retention rates
- Large numbers of nonprofits per resident, especially of small nonprofits

Sources

Volunteering in America: 2008 State and City Trends and Rankings. July 2008.
Volunteering in America: 2007 City Trends and Rankings. July 2007.
The Health Benefits of Volunteering: A Review of Recent Research. April 2007.
Volunteering Among Older Adults: Population Projections, 2007-2050. March 2007.
Volunteer Growth in America: A Review of Trends Since 1974. December 2006.

Ensuring a Brighter Future for All of America's Youth



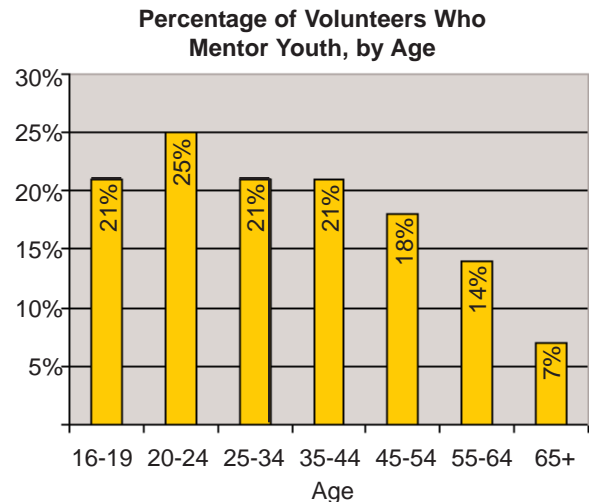
Youth need support from caring adults in their families, schools, and communities. In particular, youth who grow up in severely distressed environments are more likely to face challenges in achieving success in school and their careers. Not only do youth benefit from services such as mentoring, but they also have much to offer as volunteers. Our national targets are to engage over two million volunteers in mentoring youth at least 36 hours annually, ensure that nearly 100,000 children of incarcerated parents are mentored through Federal programs, and involve over three million youth from disadvantaged circumstances in service by 2010.

Key Findings from Research Reports

Mentoring

Researchers at the Corporation analyzed the data from the 2005 Current Population Survey's Volunteer Supplement in order to get an overview of the state of mentoring in America, determine the specific characteristics of mentors.

- Mentoring is a common activity for volunteers-- about one out of every six adult volunteers engages in some mentoring of youth. About a quarter of Black/African American volunteers mentor as part of their service.
- Young volunteers, especially between 20 and 24 years of age are the most likely group to mentor. However, because Baby Boomers (born 1946-1964) comprise a significant portion of America's volunteers in general, they account for 41 percent of all adult volunteers who mentor.
- Mentors are most likely to serve through religious organizations (43%), and through educational organizations (31%).
- Mentors tend to serve more intensively than others; the median amount of hours served by mentors is 80 per year, compared to 40 for volunteers in general.
- The need for mentors is great. According to MENTOR, a nonprofit group focused on expanding the world of quality mentoring, only about 3 million of the over 17 million young people who need them have high quality mentoring relationships.



Youth Volunteering

In collaboration with the U.S. Census Bureau and the nonprofit coalition Independent Sector, the Corporation in 2005 conducted the Youth Volunteering and Civic Engagement Survey on young people ages 12-18.

- Young people are almost twice as likely to serve if they have at least one parent who volunteers than if they do not have any family members who volunteer, and three times more likely to volunteer on a regular basis.
- Less than five percent of young people attribute their service to a school requirement.
- Young people are most likely to serve when they are asked, and are most often asked by to serve a teacher.

School-Based Service and Service-Learning

In 2005, the Corporation collected data on school-based service and service-learning among young people ages 12-18 through the Youth Volunteering and Civic Engagement Survey. In 2008, the Corporation surveyed almost 2,000 K-12 public school principals and released *Community Service and Service-Learning in America's Schools, 2008*. With the data from both of these studies, researchers were able to measure the degree of service-learning implementation across the country and analyze the impacts on participants.

- School-based service and service-learning set young people on a pathway of service, making them more likely to volunteer in the future than those who have not participated.
- Community service has grown in recent years, with 68 percent of K-12 public schools recognizing student service in 2008, compared to 64 percent in 1999.
- Service-learning has declined since 1999 when 32 percent of K-12 public schools had service-learning programs. In 2008, only 24 percent of schools had programs.
- Service-learning in low-income areas did not show as steep a decline as other schools, leading to a lessening of the class gap in service-learning opportunities.
- Students who participate in service-learning with the quality elements (listed above) are more likely to believe they can make a great difference in their community and are more likely to take interest in current events and politics than students whose service does not include the quality elements.

Essential Elements for Quality Service-Learning

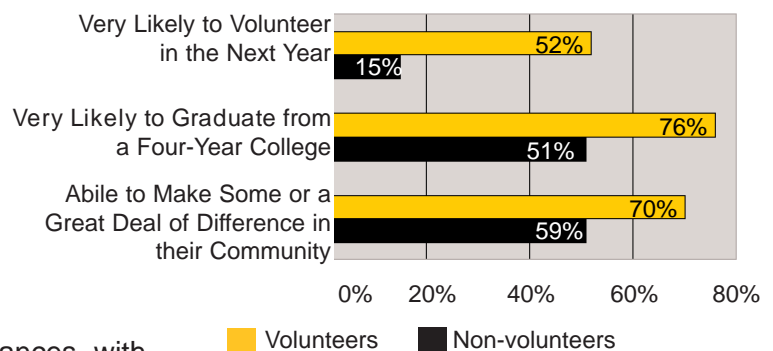
- Writing or reflecting on the experience in class
- Taking part in planning the activity
- Participating in regular community service that lasts at least one semester

Volunteering Among Youth from Disadvantaged Circumstances

Using data from the Youth Volunteering and Civic Engagement Survey, the Corporation analyzed the differences in volunteering habits between those youth who come from disadvantaged circumstances and those who do not.

- Youth from disadvantaged circumstances are less likely than other youth to experience most "pathways" to civic engagement, i.e. service-learning and school-based service, parents who volunteer, or participation in groups or clubs.
- When young people from disadvantaged circumstances serve, they volunteer about the same amount of time as other youth.
- Religious organizations and spiritual beliefs play a key role in volunteering among youth from disadvantaged circumstances, with 48 percent saying these reasons are "very important" compared to 36 percent of other youth.

Youth from Disadvantaged Circumstances who Volunteer Say They Are...



Sources

Community Service and Service-Learning in America's Schools, 2008. November 2008.
Leveling the Path to Participation: Volunteering and Civic Engagement Among Youth from Disadvantaged Circumstances. March 2007.
Volunteers Mentoring Youth: Implications for Closing the Mentoring Gap. May 2006.
Educating for Active Citizenship: Service-Learning, School-Based Service, and Civic Engagement. March 2006.
Mentoring in America 2005: A Snapshot of the Current State of Mentoring. 2006.
Building Active Citizens: The Role of Social Institutions in Teen Volunteering. November 2005.

Engaging Students in their Communities




Schools and educational institutions, along with the students who attend them play a critical role in the civic structure of our country. The Corporation for National and Community Service is striving to support civic participation in schools by working to engage five million college students in service by 2010 and ensure 50 percent of America's K-12 schools incorporate service-learning into their curricula.

Key Findings from Research Reports

College Students

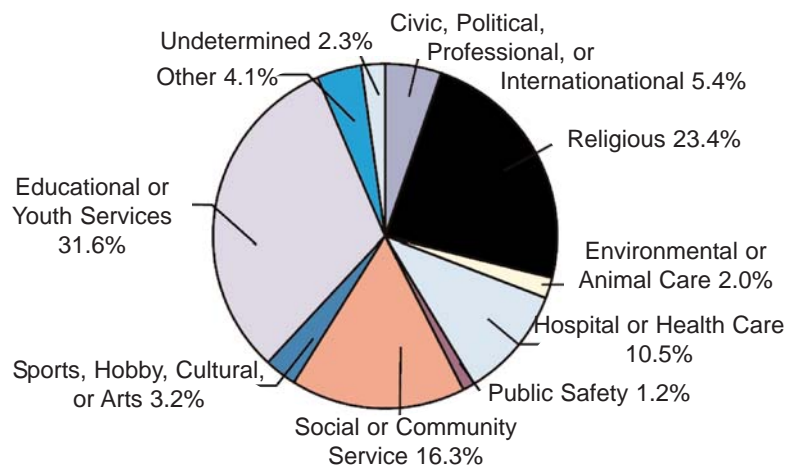
In October of 2006 the Corporation released a report analyzing data on college students collected from 2002 to 2005 as part of the Volunteer Supplement to the Current Population Survey, which is conducted by the U.S. Census Bureau and the Bureau of Labor Statistics. For the purpose of the report, a college student was defined as a person age 16-24, currently enrolled in a higher education institution.



- In 2005, 30.2 percent of college students volunteered, compared to 28.8 percent of the general public. However, by 2007 both rates dropped-- college students volunteered at a rate of 24.8 percent, compared to 26.2 percent for all adults.
- The Higher Education Research Institute (HERI) reports that 66.7 percent of students who entered college in 2006 believe it to be very important to help others in difficulty- the highest percent in 25 years.
- Higher education institutions play an important role in connecting young people to service opportunities. Unlike the general public which is most likely to serve through a religious organization, college students are most likely to turn to educational institutions to do their service.
- Jobs for students are not deterrents to service, as students who work part-time volunteer more than students who do not work. However, students who work more hours may find it difficult to juggle their time commitments; the data indicates that the more hours a student works the less likely they are to also serve.

- College students are about twice as likely to serve as those of the same age who are not enrolled in high school or an institution of higher education (30.2% compared to 15.1% in 2005 and 24.8% compared to 14.0% in 2007).
- Involving students in service makes a difference not just in the community they serve immediately, but it also makes a difference in the long-term as college students who volunteer are more likely to continue to do so in the future than students who do not.
- Tutoring and mentoring are the most popular volunteer activities for college student volunteers.

College Student Volunteering by Organization Type, 2005

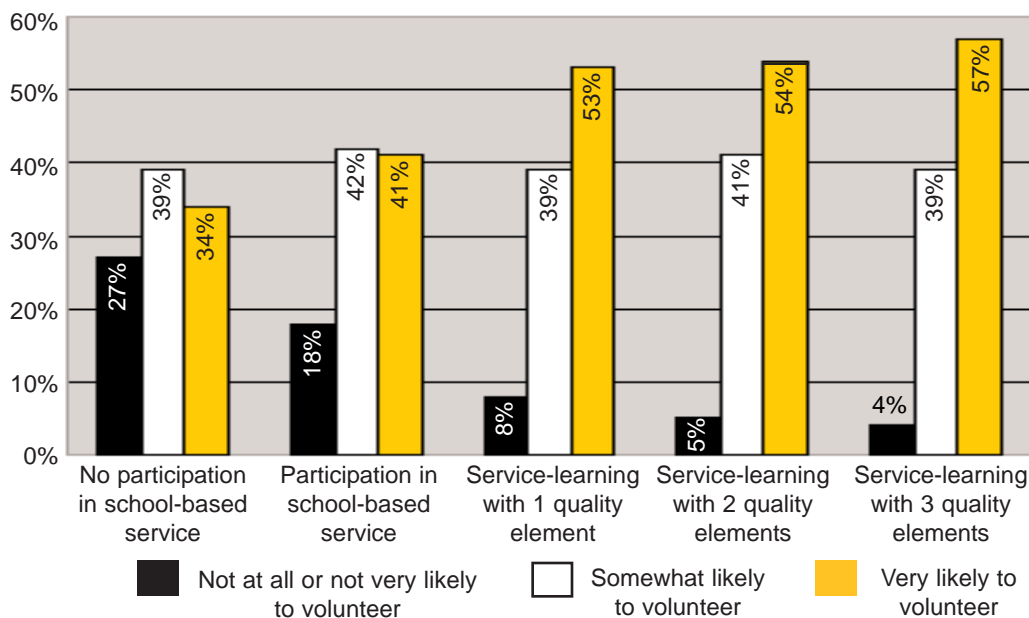


Service-Learning

The Corporation is committed to supporting and building service-learning efforts across the country as service-learning creates opportunities for students to make a difference while also gaining benefits for themselves. Key findings on the topic of service-learning come from the 2005 Youth Volunteering and Civic Engagement Survey and from a 2008 national survey of nearly 2,000 K-12 public school principals. Some information here is repeated from the section of this document regarding the Corporation's second initiative, "Ensuring a Brighter Future for All of America's Youth."

- While school-based community service remains robust, the percentage of K-12 public schools offering service-learning has decreased since 1999 from 32 percent to 24 percent.
- According to a 1999 study, principals tend to value service-learning more for its benefits in promoting civic behaviors than in fostering academic engagement. When faced with budget constraints and state curriculum requirements many schools are likely to place service activities outside of the classroom.
- Three key ingredients for quality service-learning include: writing or reflecting on the experience in class, taking part in planning the activity, and participating in regular community service that lasts at least one semester.
- Students who participate in service-learning with all three quality elements are more likely to believe they can make a great difference in their community, more likely to volunteer in the future, and more likely to take interest in current events and politics than students whose service does not include the quality elements.

Likelihood of Volunteering in the Next Year



"Students who participate in service-learning are likely to continue to work all their lives in many different ways to improve the world around them, with lasting benefits for our country and our planet." -Senator Edward M. Kennedy

Sources

- Community Service and Service-Learning in America's Schools, 2008. November 2008.*
Volunteering in America: 2008 State and City Trends and Rankings. July 2008.
College Students Helping America. October 2006.
Educating for Active Citizens: Service-Learning, School-Based Service, and Youth Civic Engagement. March 2006.



Harnessing Baby Boomers' Experience

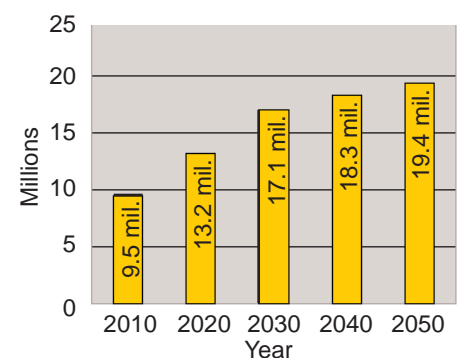
Baby Boomers are not only a large demographic, they are also a highly educated and skilled group. The Corporation for National and Community Service is committed to capturing the value of their experiences and engaging them in helping to solve some of our nation's most intractable social problems. Our key national target is to engage more than 28.7 million Baby Boomers in volunteering by 2010.

Key Findings from Research Reports

In March 2007, the Corporation for National and Community Service released a study analyzing data from the Volunteer Supplements to the Current Population Survey for the years 1974, 1989 and 2002-2006, administered by the U.S. Census Bureau and the Bureau of Labor Statistics. The study determined the habits and interests of Baby Boomers in order to guide strategies for engaging them in service.

- Baby Boomers who were ages 46-57* between 2003 and 2005 volunteered at a historically high rate (30.9%), especially when compared to previous generations at the same age.
- Baby Boomers are much more likely to volunteer with educational or youth service organizations than were other generations at their age. This is probably due in part to a national trend of delayed child-bearing.
- As Baby Boomers become older adults, they are likely to cause a boom in older adult volunteering, from 9 million in 2007 to over 13 million by 2020. This coming boom will be especially significant since older Americans tend to volunteer much more intensively than other age groups. The median number of hours served by adults ages 64-75 in 2007 was 96, and for adults ages 75 and older was over 100 hours.

Estimated Number of Senior Volunteers



Health Benefits of Volunteering

- Volunteering offers significant health benefits to volunteers. Not only do older volunteers who regularly serve tend to live longer than non-volunteers, but a number of studies also demonstrate that those individuals who volunteer at an earlier point experience greater functional ability and better health outcomes later in life.
- Volunteering can lead to greater life satisfaction and lower rates of depression.
- Volunteers age 60 and over are the most likely to receive health benefits from participating in volunteer service.



"With knowledge and investment we can transform the aging of the Baby Boomer generation from a potential crisis into an historic opportunity."

-John S. Gomperts, President of Civic Ventures and CEO of Experience Corps

*This age group, of which Baby Boomers are the large majority, was selected for comparability with previous surveys.

Research from the Current Population Survey also provides information on volunteer retention among Baby Boomers. Findings include the following:

- Although Baby Boomers have higher volunteer rates than previous generations, their retention rates tend to be lower. Each year about three in ten Baby Boomer volunteers do not return to service.
- Remaining in the workforce increases the probability that a Baby Boomer will continue volunteering. About 60 percent of Boomer volunteers who move out of the workforce continue volunteering, compared to almost 70 percent of Boomers who experience no change in their labor status.
- Volunteers who give more time to an organization are more likely to continue volunteering from year to year.
- Baby Boomers show interest in putting their skills and experience to use in their volunteering activities. Boomers who provide professional or managerial service are most likely to continue serving, with a retention rate of 74.8 percent. Baby Boomers who engage in general labor or supply transportation are the least likely to continue, with a retention rate of 55.6 percent.



**Baby Boomer
Volunteer Job Functions
for Exploration**

- ✓ Board/Leadership
- ✓ Strategic Partnerships
- ✓ Fundraising and Development
- ✓ Organizational Development and Training
- ✓ Marketing and Communications
- ✓ Financial Management and Accounting
- ✓ Technology and Information Systems
- ✓ Legal Counsel
- ✓ Administrative Support
- ✓ Program and Service Delivery

- In order to best put the skills of Baby Boomers to use, it is important to use their volunteer time strategically. Nonprofit leaders agree that strategic planning to maximize volunteer impact is the most critical, yet neglected step in the process of using volunteers effectively.
- Currently, most volunteers do not use their professional or occupational skills in their volunteer activities. Many volunteers engage in fundraising, which though very important, may detract from their opportunities to use their skills in other much-needed capacities.

*Do You Want to Increase Your
Volunteer Retention?*

*Remember These Three Management Practices to
Help Get You Started...*

- Host recognition activities, such as awards ceremonies, for volunteers
- Implement screening procedures to match volunteers with assignments
- Provide training and professional development opportunities for volunteers

Sources

Capitalizing on Volunteers Skills: Volunteering by Occupation in America. September 2008.
Keeping Baby Boomers Volunteering: A Research Brief on Volunteer Retention. March 2007.
Volunteer Growth in America: A Review of Trends Since 1974. December 2006.
The Health Benefits of Volunteering: A Review of Recent Research. April 2007.
Volunteering Reinvented: Human Capital Solutions for the Nonprofit Sector. July 2007.



Senior Corps

Senior Corps taps the skills, talents, and experience of nearly 500,000 Americans age 55 and older to meet a wide range of community challenges. Volunteers in the Senior Corps RSVP, Foster Grandparent, and Senior Companion programs address the needs of communities across the country and help some of the nation’s most vulnerable populations.

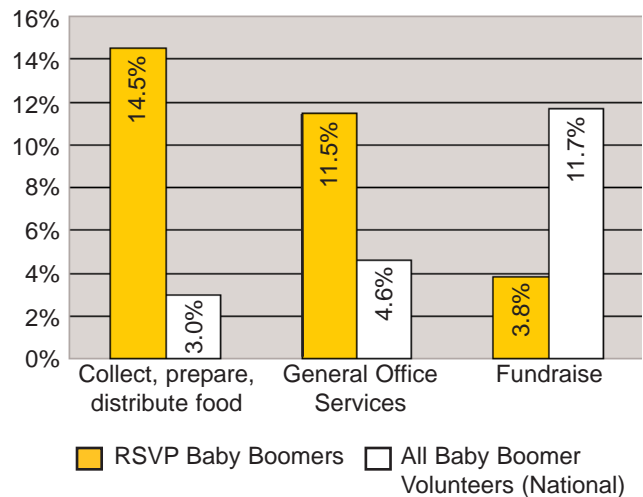
Key Findings from Research Reports

To determine the opportunities for expanding the number of Baby Boomers who participate in RSVP, the Corporation conducted a survey in 2006 of RSVP Baby Boomers (born between 1946 and 1951). In 2005 as well as 2006, the Corporation surveyed Senior Companion Program clients receiving independent living services and supervisors at organizations that manage Foster Grandparents to gauge the impact of the services these volunteers provide.

RSVP

- RSVP Baby Boomers on average contribute more hours per year to volunteering than do Baby Boomer volunteers nationally (244 hours per year compared to 139) and participate in different activities.
- Almost half (49%) of RSVP members ages 55-60 are retired, compared to only 12.3 percent of adults the same age nation-wide.
- Nearly all (93%) Baby Boomers in RSVP report that they gain at least “quite a bit” of personal satisfaction from their service.

Baby Boomers: Main Volunteer Activity, 2006*



Senior Companion Program

- The majority (53%) of Senior Companion clients report that if their Senior Companion did not visit them, they would not be able to afford a replacement that would help them continue to live independently.
- Most program clients are satisfied with their Senior Companions-- 88 percent of clients report that visits with their Senior Companion are “very important to them.”

Foster Grandparents

- Foster Grandparents participate in a wide variety of service activities, tutoring and reading to children are the most common activities.
- Most relationships (78%) between students and Foster Grandparents last seven months or longer, reflecting the common practice of creating pairs which last the course of a school year.
- Nearly all (95%) administrators supervising the program in their school or organization are satisfied with the capability of Foster Grandparents to serve the young people with whom they are matched.

Sources

2005-2006 Senior Corps Performance Survey Findings in Cooperation with Westat Inc. June 2008.

*National data comes from the 2006 Current Population Survey Volunteer Supplement. The percentages are not directly comparable because “equal time spent on all activities” was not an option in the RSVP Baby Boomers Survey.



AmeriCorps

Each year, AmeriCorps offers 75,000 opportunities for adults of all ages and backgrounds to serve through a network of partnerships with local and national nonprofit groups. AmeriCorps members in communities all across America address critical needs by working to build literacy, alleviate hunger and homelessness, help disadvantaged youth succeed, protect and reinvigorate the environment, and more.

Key Findings from Research Reports

In May of 2008, *Still Serving: Measuring the Eight-Year Impact of AmeriCorps on Alumni* compared the post-service habits and attitudes of alumni with those who showed interest but ultimately did not serve in the program.

- AmeriCorps Alumni are more connected to their communities because of their service, showing more commitment to their communities and an understanding of local challenges.
- AmeriCorps is a pipeline to public service, with more alumni serving in public service careers than the comparison group of individuals who did not participate, especially alumni from racial and ethnic minority groups and from disadvantaged circumstances.
- AmeriCorps alumni are more satisfied with their lives eight years after enrolling in the program than others who did not serve.

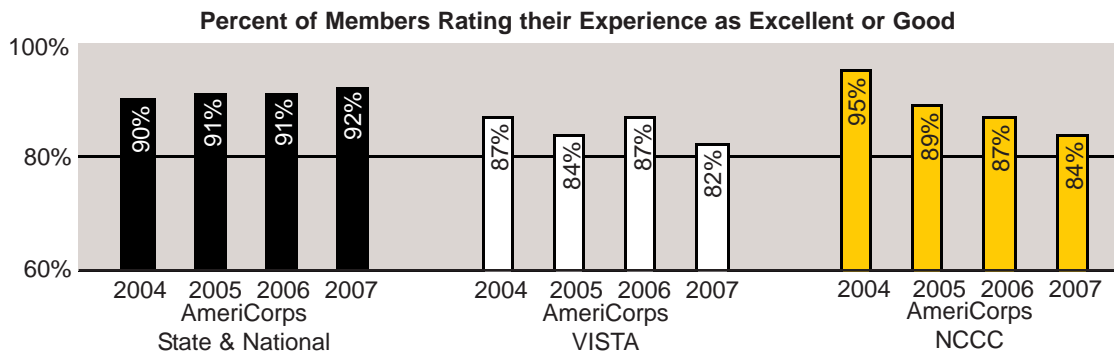


Improving Lives and Communities: Perspectives on 40 Years of VISTA Service assesses some of the long-term effects of VISTA on members' civic engagement, education, employment, and values.

- AmeriCorps VISTA alumni are more likely than the general population to continue to volunteer in their communities and to have voted in the most recent Presidential election.

AmeriCorps Member Satisfaction Surveys gauge AmeriCorps program participants' satisfaction with their experience, training, and supervision so that the Corporation might better strategize to meet members' expectations.

- In 2007, 91 percent of AmeriCorps State and National members, 87 percent of VISTA members, and 84 percent of NCCC members rated their overall experience as excellent or good.



Sources

- Still Serving: Measuring the Eight-year Impact of AmeriCorps on Alumni*. May 2008.
- Improving Lives and Communities: Perspectives on 40 Years of VISTA Service*. April 2008.
- American Customer Satisfaction Index*. 2007.
- AmeriCorps Member Satisfaction Surveys in Cooperation with the Urban Institute*. 2004-2007.



Learn and Serve America

Learn and Serve America supports service-learning programs in schools and community organizations that help nearly 1.4 million students from kindergarten through college meet community needs, while improving their academic skills and learning the habits of good citizenship. Learn and Serve America grants are used to create new programs or replicate existing programs, as well as to provide training and development to staff, faculty, and volunteers.

Key Findings from Research Reports

Data from a survey of nearly 2,000 K-12 public school principals, released in *Community Service and Service-Learning in America's Schools, 2008*, illuminates the extent to which public K-12 schools are offering opportunities for students to serve.

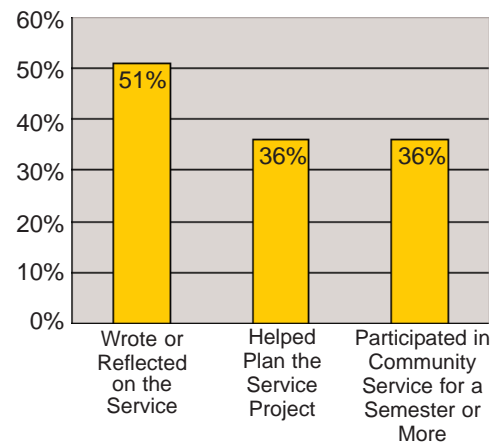


- In 2008, 68 percent of K-12 public school principals reported that their students participate in community service, up from 64 percent in 1999.
- Only 24 percent of principals reported that their school offers service-learning opportunities, down from 32 percent in 1999.
- Principals often view service-learning as a civic activity rather than academic. When faced with budget and curriculum constraints, this belief may lead some principals to dismiss the program.

The *Youth Helping America* Series is comprised of three reports based on data from the Youth Volunteering and Civic Engagement Survey, a national survey of more than 3,000 American young people between the ages of 12 and 18. The survey was conducted in 2005 by the Corporation for National and Community Service in collaboration with the U.S. Census Bureau and the nonprofit coalition Independent Sector.

- Young people from families in which at least one parent volunteers are almost twice as likely to serve as youth with no family members who volunteer, and almost three times as likely to serve on a regular basis.
- Less than five percent of young people attribute their service to a school requirement. However, young people are most likely serve when they are asked, and they are most often asked to serve by a teacher.
- Youth from disadvantaged circumstances are significantly less likely to volunteer than youth who are not from disadvantaged circumstances (43% compared to 59% respectively), but are 18 percent more likely to do so through a religious organization than youth who are not from disadvantaged circumstances.

Quality Elements of Service-Learning for Youth Who Reported Participation in School-Based Service



Sources

- Community Service and Service-Learning in America's Schools, 2008*. November 2008.
- Leveling the Path to Participation: Volunteering and Civic Engagement Among Youth from Disadvantaged Circumstances*. March 2007.
- Educating for Active Citizenship: Service-Learning, School-Based Service and Youth Civic Engagement*. March 2006.
- Building Active Citizens: The Role of Social Institutions in Teen Volunteering*. November 2005.



All Research by the Corporation for National and Community Service

Volunteering Research

Volunteering in America: 2008 State Trends and Rankings. July 2008.

The third installation in this series combines state and city data. It is featured as part of an interactive web tool on the Corporation's website and includes an in depth analysis of the factors that influence volunteer retention in nonprofit and public organizations. Issue briefs include:

- *Long-Distance Volunteering in the United States, 2007,*
- *How Do Volunteers Find the Time?: Evidence from the American Time Use Study, and*
- *Capitalizing on Volunteers' Skills: Volunteering by Occupation.*

Volunteering in America: 2007 City Trends and Rankings. July 2007.

Supports our efforts to increase volunteering in communities by providing a first-time analysis of volunteer trends among major metropolitan (metro) areas and the factors that influence volunteer rates.

Volunteering Reinvented: Human Capital Solutions for the Nonprofit Sector. July 2007.

Presents strategies for using volunteers as a strategic human capital resource to maximize impact.

The Health Benefits of Volunteering: A Review of Recent Research. April 2007.

Reviews a number of recent studies on the linkage between health and volunteering.

Volunteering in America: 2007 State Trends and Rankings in Civic Life. April 2007.

The second annual study by the Corporation for National and Community Service that gives a detailed breakdown of America's volunteering demographics, habits, and patterns by state and region. The 2007 report also provides the agency's first-ever ranking of civic engagement by state through a new Civic Life Index.

Keeping Baby Boomers Volunteering: A Research Brief on Volunteer Retention. March 2007.

Analyzes the characteristics of Baby Boomer volunteering, trends in Baby Boomer volunteering, and opportunities to further enhance their engagement.

Volunteer Growth in America: A Review of Trends Since 1974. December 2006.

Provides an in-depth look at how volunteering compares by age groups for the period from 1974 to 2005.

College Students Helping America. October 2006.

The most comprehensive national report ever conducted on college student volunteering in the United States, includes a state-by-state ranking of college student volunteer rates.

Volunteering in America: State Trends and Rankings, 2002-2005. June 2006.

The Corporation's first report to analyze national, regional, and state-level volunteering trends. It includes a national overview, as well as profiles for all fifty states and the District of Columbia.

Volunteers Mentoring Youth: Implications for Closing the Mentoring Gap. May 2006.

Helps to develop a greater understanding of the characteristics and traits that distinguish individuals whose volunteering includes mentoring youth from volunteers who do not mentor.

Youth Helping America Series. November 2005-March 2007.

These reports are based on data from the youth survey, an addition to the Volunteering Supplement to the Current Population Survey. The Current Population Survey is administered by the Bureau of Labor Statistics. Reports include:

- *Building Active Citizens: The Role of Social Institutions in Teen Volunteering*,
- *Educating for Active Citizenship: Service-Learning, School-Based Service, and Civic Engagement*, and
- *Leveling the Path to Participation: Volunteering and Civic Engagement Among Youth From Disadvantaged Circumstances*.

Volunteer Management Capacity Study. 2003-2004.

The study, conducted by the Urban Institute, was designed to assess the capacity of the nonprofit sector to engage volunteers in a way that provides the greatest possible impact and to provide meaningful volunteer opportunities. It led to the creation of four different briefs:

- *Balancing Act: The Challenges and Benefits of Volunteers*,
- *Volunteer Management in Religious Organizations*,
- *Volunteer Management Practices and Retention of Volunteers*, and
- *Volunteer Management Capacity in America's Charities and Congregations: A Briefing Report*.

Corporation Program Research

American Customer Satisfaction Index. Annual.

Surveys administered as part of the American Customer Satisfaction effort are given to customers (grantees and other resource recipients) of grant-making agencies to gauge their satisfaction with agencies and their services.

AmeriCorps Member Satisfaction Surveys. Annual.

These surveys are administered by the Corporation for all three AmeriCorps Programs.

2005-2006 Senior Corps Performance Survey Findings. June 2008.

Provides helpful clues for effective recruitment of Baby Boomers as they continue to reach the age of eligibility to serve in all three programs and demonstrates the benefits that Senior Corps volunteers provide to those they serve.

AmeriCorps, Changing Lives: Changing America. May 2007.

Analyzes the benefits of AmeriCorps service to members and the organizations that host them.


Serving Country and Community: A Longitudinal Study of Service in AmeriCorps. Updated April 2007.

Results from a longitudinal study of AmeriCorps members to demonstrate the early impacts of national service on members' civic engagement, education, employment, and life skills. This report was followed in 2008 by another check-up focusing on longer-term impacts:

- *Still Serving: Measuring the Eight-Year Impact of AmeriCorps on Alumni*. May 2008.

Improving Lives and Communities: Perspectives on 40 Years of Service. April 2008.

Gives insights into the experiences of VISTA members, starting with the program's inception in 1965 until VISTA merged with AmeriCorps and became the AmeriCorps VISTA program in 1993.



The Office of Research & Policy Development (RPD) is part of the CEO's Office. RPD's mission is to develop and cultivate knowledge that will enhance the mission of the Corporation and of volunteer and community service programs.

To read or download our reports, visit www.nationalservice.gov.