

# Fuel Economy Guide

[www.fueleconomy.gov](http://www.fueleconomy.gov)

[fueleconomy.gov/m](http://fueleconomy.gov/m) for your mobile device

Model Year  
**2012**


Now includes  
plug-in vehicles!



U.S. Department of Energy  
Office of Energy Efficiency and Renewable Energy  
U.S. Environmental Protection Agency  
UPDATED SEPTEMBER 25, 2012



DOE/EE-0603



## contents

- Using the *Fuel Economy Guide* / i
- Understanding the Guide Listings / 1
- Why Some Vehicles Are Not Listed / 1
- Vehicle Classes Used in This Guide / 2
- Tax Incentives and Disincentives / 2
- Why Consider Fuel Economy? / 2
- Fueling Options / 2
- Fuel Economy and Annual Fuel Cost Ranges for Vehicle Classes / 3
- Model Year 2012 Fuel Economy Leaders / 4
- 2012 Model Year Vehicles / 5
- Diesel Vehicles / 26
- Compressed Natural Gas Vehicles / 26
- Electric Vehicles / 27
- Hybrid Electric Vehicles / 28
- Plug-in Hybrid Electric Vehicles / 30
- Ethanol Flexible Fuel Vehicles / 31
- Fuel Cell Vehicles / 36
- Index / 37

## USING THE FUEL ECONOMY GUIDE

The U.S. Environmental Protection Agency (EPA) and U.S. Department of Energy (DOE) produce the *Fuel Economy Guide* to help car buyers choose the most fuel-efficient vehicle that meets their needs. The Guide is published in print and on the Web at

[www.fueleconomy.gov](http://www.fueleconomy.gov). For additional print copies, please call DOE's Clean Cities Technical Response Service at 1-800-254-6735 or mail your request to: NREL - Fuel Economy Guide, 1617 Cole Boulevard, Golden, CO 80401.

## Fuel Economy Estimates

Most vehicles in this Guide (other than plug-in hybrids) have three fuel economy estimates:

- A "city" estimate that represents urban driving, in which a vehicle is started in the morning (after being parked all night) and driven in stop-and-go traffic
- A "highway" estimate that represents a mixture of rural and interstate highway driving in a warmed-up vehicle, typical of longer trips in free-flowing traffic
- A "combined" estimate that represents a combination of city driving (55%) and highway driving (45%)

Estimates for all vehicles are based on laboratory testing under standardized conditions to allow for fair comparisons.

Flexible-fuel vehicles (FFVs), which can use gasoline and E85, have estimates for both fuels. Plug-in hybrid electric vehicles (PHEVs) have estimates for gasoline-only and electric-only operation and are discussed in more detail on page 27. For answers to frequently asked questions about fuel economy estimates, visit [www.fueleconomy.gov](http://www.fueleconomy.gov).

## Annual Fuel Cost Estimates

This Guide provides annual fuel cost estimates for each vehicle. The estimates are based on the assumptions that you travel 15,000 miles per year (55% under city driving conditions and 45% under highway conditions) and that fuel costs \$3.83/gallon for regular unleaded gasoline and \$4.11/gallon for premium. Cost-per-gallon assumptions for vehicles that use other fuel types are discussed at the beginning of those vehicle sections. The fuel costs were determined in advance to allow time for printing fuel economy labels and the Guide, and may not reflect current fuel prices.

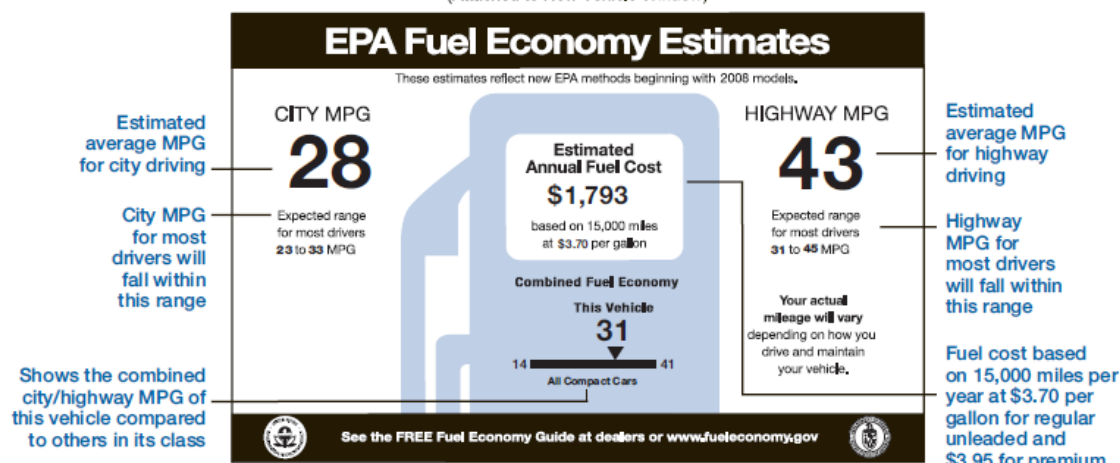
Visit [www.fueleconomy.gov](http://www.fueleconomy.gov) to personalize fuel costs based on current fuel prices and your driving habits.

## Your Fuel Economy Will Vary

Even though EPA recently improved its methods for estimating fuel economy, your vehicle's fuel economy will almost certainly vary from EPA's estimate. Fuel economy is not a fixed number; it varies significantly based on where you drive, how you drive, and other factors. Thus, it

### Sample Fuel Economy Label

(Attached to New Vehicle Window)



Check the fuel economy label on the vehicle at the dealer showroom for its specific fuel economy (MPG) ratings. The ratings may vary slightly from the values in this guide because of engine and fuel system differences not listed here.

is impossible for one set of estimates to predict fuel economy precisely for all drivers in all environments. For example, the following factors can lower your vehicle's fuel economy:

- Aggressive driving (hard acceleration and braking)
- Excessive idling, accelerating, and braking in stop-and-go traffic
- Cold weather (engines are more efficient when warmed up)
- Driving with a heavy load or with the air conditioner running
- Improperly tuned engine or under-inflated tires
- Use of remote starters

In addition, small variations in vehicle manufacturing can cause fuel economy variations in the same make and model, and some vehicles don't attain maximum fuel economy until they are "broken in" (around 3,000–5,000 miles).

So, please remember that the EPA ratings are a useful tool for comparing vehicles when car buying, but they may not accurately predict the MPG *you* will get. This is also true for annual fuel cost estimates. For more information on fuel economy ratings and factors that affect fuel economy, visit [www.fueleconomy.gov](http://www.fueleconomy.gov)

## UNDERSTANDING THE GUIDE LISTINGS

We hope you'll find the *Fuel Economy Guide* easy to use! Fuel economy and annual fuel cost data are organized by vehicle class (see page 2 for a list of classes). Within each class, vehicles are listed alphabetically by manufacturer and model.

Vehicle models with different features, such as engine size or transmission type, are listed as different vehicles—engine and transmission attributes are shown in the first column under the model name. Additional attributes needed to distinguish among vehicles (e.g., fuel type, suggested fuel grade) are listed in the "Notes" column. A legend for abbreviations is provided on page 5.

A "P" in the "Notes" column indicates that the manufacturer *recommends* that the vehicle be fueled with premium-grade gasoline, and a "PR" indicates that the manufacturer *requires* premium. The higher price of premium fuel is reflected in the annual fuel cost for these vehicles.

The most fuel-efficient vehicles in each class and alternative fuel vehicles are indicated with special markings (see

diagram below). Vehicles that can use more than one kind of fuel have an entry for each fuel type.

Interior passenger and cargo volumes are located in the index at the back of the Guide.

## WHY SOME VEHICLES ARE NOT LISTED

Fuel economy regulations currently do not apply to

- Sport utility vehicles (SUVs) and passenger vans with a gross vehicle weight rating (GVWR) of more than 10,000 pounds—GVWR is the vehicle weight plus carrying capacity
- Other vehicles with a GVWR of 8,500 pounds or more or a curb weight over 6,000 pounds

Therefore, those vehicles are not tested, and fuel economy labels are not posted on their windows.

Also, for some vehicles, fuel economy information is not available in time to be printed in the Guide. However, you can find more up-to-date information at [www.fueleconomy.gov](http://www.fueleconomy.gov).

**Sample Vehicle Listing**  
(Not Actual Data)

Manufacturer Model Configuration (trans,eng size, cyl)	MPG		Annual Fuel Cost	Notes
	City/Hwy	Comb		
<b>FORD</b>				
Fiesta FWD				
<b>AM-6, 1.6L, 4cyl</b>	29/39	33	\$1,682	
<b>M-5, 1.6L, 4cyl</b>	29/38	33	\$1,682	
<b>MINI</b>				
Cooper S Coupe				
A-S6, 1.6L, 4cyl	26/34	29	\$2,044	P T
M-6, 1.6L, 4cyl	27/35	30	\$1,973	P T
<b>MIDSIZE CARS</b>				
<b>BUICK</b>				
Regal				
M-6, 2.0L, 4cyl	19/27	22	\$2,525	T
<b>A-S6 2.4L, 4cyl</b>	25/36	29	\$1,915	
Regal FFV				
<b>A-S6 2.0L, 4cyl</b>	18/29	22	\$2,525	Gas T
		16	\$3,047	E85

**Manufacturer**  
**Model**

The most fuel-efficient automatic and manual vehicles per class are listed in blue boldface type and marked with a blue pointer (▶).

EPA city & highway MPG estimates  
EXAMPLE:  
29 MPG city, 38 MPG highway

Transmission information: type (A=automatic, A-S=automatic transmission-select shift, AV=continuously variable transmission, M=manual, etc.) followed by number of gears or speeds

Alternative fuel vehicles are highlighted by a blue bar, and those that can use two kinds of fuel, such as flexible fuel vehicles, have an entry for each fuel type.

**MPG**  
City/Hwy Comb

EPA combined city/highway MPG estimate based on 55% city and 45% highway driving.

Additional information to help further identify the vehicle (e.g., engine and fuel system info) along with other useful information about taxes, required fuel grade, etc.  
EXAMPLE: P=Premium Gasoline Recommended, T=Turbocharger

**Vehicle Class**

Estimated annual fuel cost, assuming 15,000 miles of travel a year (55% city and 45% highway) and an average fuel price

Flexible fuel vehicles (FFVs) can run on gasoline or E85 (a mixture of 85% ethanol & 15% gasoline).

**Annual Fuel Cost**

Engine size (in liters) followed by number of cylinders.  
EXAMPLE: 2.0-liter, 4-cylinder engine

## VEHICLE CLASSES USED IN THIS GUIDE

CARS		TRUCKS	
CLASS	Passenger and Cargo	CLASS	Gross Vehicle
	Volume (cu. ft.)		Weight Rating* (pounds)
<b>TWO SEATERS</b>		<b>PICKUP TRUCKS</b>	
<b>SEDANS</b>		Small	Under 6,000
Minicompact	Under 85	Standard	6,000 to 8,500
Subcompact	85 to 99	<b>VANS</b>	
Compact	100 to 109	Passenger	Under 10,000
Midsize	110 to 119	Cargo	Under 8,500
Large	120 or more	<b>MINIVANS</b>	Under 8,500
<b>STATION WAGONS</b>		<b>SPORT UTILITY VEHICLES</b>	Under 10,000
Small	Under 130	<b>SPECIAL PURPOSE VEHICLES</b>	Under 8,500
Midsize	130 to 159		
Large	160 or more		

\*Gross vehicle weight rating = vehicle weight plus carrying capacity

## TAX INCENTIVES AND DISINCENTIVES

### Federal Tax Credits

You may be eligible for a federal income tax credit of up to \$7,500 if you purchase a qualifying electric or plug-in hybrid vehicle in 2011–2012.

Visit [www.fueleconomy.gov](http://www.fueleconomy.gov) for more information on qualifying models, credit amounts, and phase-out dates.

### Gas Guzzler Tax

The Energy Tax Act of 1978 requires auto companies to pay a "gas guzzler" tax on the sale of cars with exceptionally low fuel economy. Such vehicles are identified in the Guide by the word "Tax" in the "Notes" column. In the dealer showroom, the words "Gas Guzzler" and the tax amount are listed on the vehicle's fuel economy label. The tax does not apply to light trucks.

## WHY CONSIDER FUEL ECONOMY?

### Save Money

You could save as much as \$1,700 in fuel costs each year by choosing the most fuel-efficient vehicle in a particular class. This can add up to thousands of dollars over a vehicle's lifetime. Fuel-efficient models come in all shapes and sizes, so you need not sacrifice utility or size.

Each vehicle listing in the *Fuel Economy Guide* provides an estimated annual fuel cost (see page i). The online guide at [www.fueleconomy.gov](http://www.fueleconomy.gov) features an annual fuel cost calculator that allows you to insert your local gasoline prices and typical driving conditions (percentage of city and highway driving) to obtain the most

accurate fuel cost information for your vehicle.

### Reduce Oil Dependence Costs

Buying a more fuel-efficient vehicle can help reduce our dependence on petroleum. About half of the oil used to produce the gasoline you put in your tank is imported. The United States uses about 19 million barrels of oil per day, two-thirds of which is used for transportation. Petroleum imports cost us about \$269 billion a year—that's money that could be used to fuel our own economy.

### Reduce Climate Change

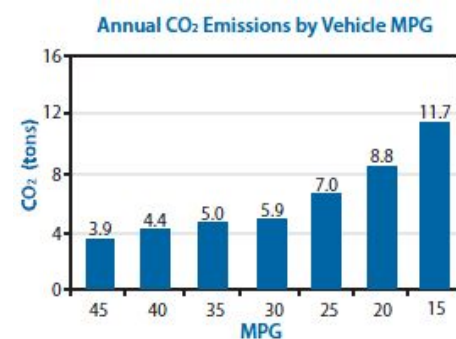
Climate change is widely viewed as the most significant long-term threat to the global environment, and human-made emissions of greenhouse gases are very likely the cause of most of the observed global warming over the last 50 years.

Burning fossil fuels such as gasoline and diesel releases carbon dioxide (CO<sub>2</sub>) and other greenhouse gases (GHGs) into the atmosphere, contributing to global climate change. CO<sub>2</sub> is the most important human-made GHG, and highway vehicles account for 28% (1.5 billion tons) of U.S. CO<sub>2</sub> emissions each year.

Every gallon of gasoline your vehicle burns puts about 20 pounds of CO<sub>2</sub> into the atmosphere; the average vehicle emits around 6 to 9 tons of CO<sub>2</sub> each year. Unlike other forms of vehicle pollution, CO<sub>2</sub> emissions cannot be reduced by pollution control technologies. They can only be reduced by burning less fuel or by burning fuel that contains less carbon.

One of the most important things you can do to reduce your contribution to climate change is to buy a vehicle with better fuel

economy. The difference between 25 miles per gallon and 20 miles per gallon can prevent the emission of 10 tons of CO<sub>2</sub> over a vehicle's lifetime, more than a year's worth of use.



You can also reduce your contribution to climate change by

- Getting the best fuel economy out of your car
- Using a low-carbon fuel, such as compressed natural gas (CNG) or electricity from a renewable resource such as wind or hydropower
- Walking, biking, or taking public transit more often

New fuel economy and CO<sub>2</sub> tailpipe emissions standards go into effect starting with model year 2012 vehicles.

## FUELING OPTIONS

### Ethanol Blends – E85 & E10

Ethanol is an alcohol fuel made by fermenting and distilling starch crops, such as corn. It may also be made from "cellulosic biomass" such as trees and grasses in the near future. The use of ethanol can reduce U.S. dependence on petroleum and reduce greenhouse gases.

E10 or "gasohol" is a blend of 10% ethanol and 90% gasoline sold in many parts of the country. All auto manufacturers approve the use of blends of 10% ethanol or less in their gasoline vehicles.

E85, a blend of 85% ethanol and 15% gasoline, can be used in flexible fuel vehicles (FFVs), which are specially designed to run on gasoline, E85, or any mixture of the two. FFVs are offered by several vehicle manufacturers. To determine if your vehicle is an FFV, check the inside of your car's fuel filler door for an identification sticker or consult your owner's manual. More than 2,400 filling stations in the United States currently sell E85. Visit <http://www.afdc.energy.gov/afdc/locator/stations/> for locations near you.

There is no noticeable difference in vehicle performance when low-level ethanol blends are used. However, FFVs operating on E85 usually experience a 25–30% drop in

MPG due to ethanol's lower energy content.

### Biodiesel

Biodiesel is a commercially available diesel-replacement fuel manufactured from vegetable oils or animal fats. It produces fewer greenhouse gases than petroleum diesel and, since it is made domestically from renewable resources, increases national energy security.

Biodiesel can be blended at any ratio with petroleum diesel, but it is most commonly sold at ratios of 2%, 5%, or 20%, denoted as B2, B5, and B20. The vehicle manufacturers that produce the diesels listed in the *Fuel Economy Guide* currently approve the use of biodiesel blends of up to 5% (B5) in their vehicles and state that vehicle damage caused by using higher blends will not be covered under the manufacturer's warranty. Check your owner's manual or with your vehicle manufacturer to determine the right blend for your vehicle.

Use of biodiesel blends may reduce fuel economy slightly, with a drop of less than 1% for B5.

**Purchase commercial-grade biodiesel from a reputable dealer. Never refuel with recycled grease or vegetable oil that has not been converted to biodiesel. It will damage your engine.**

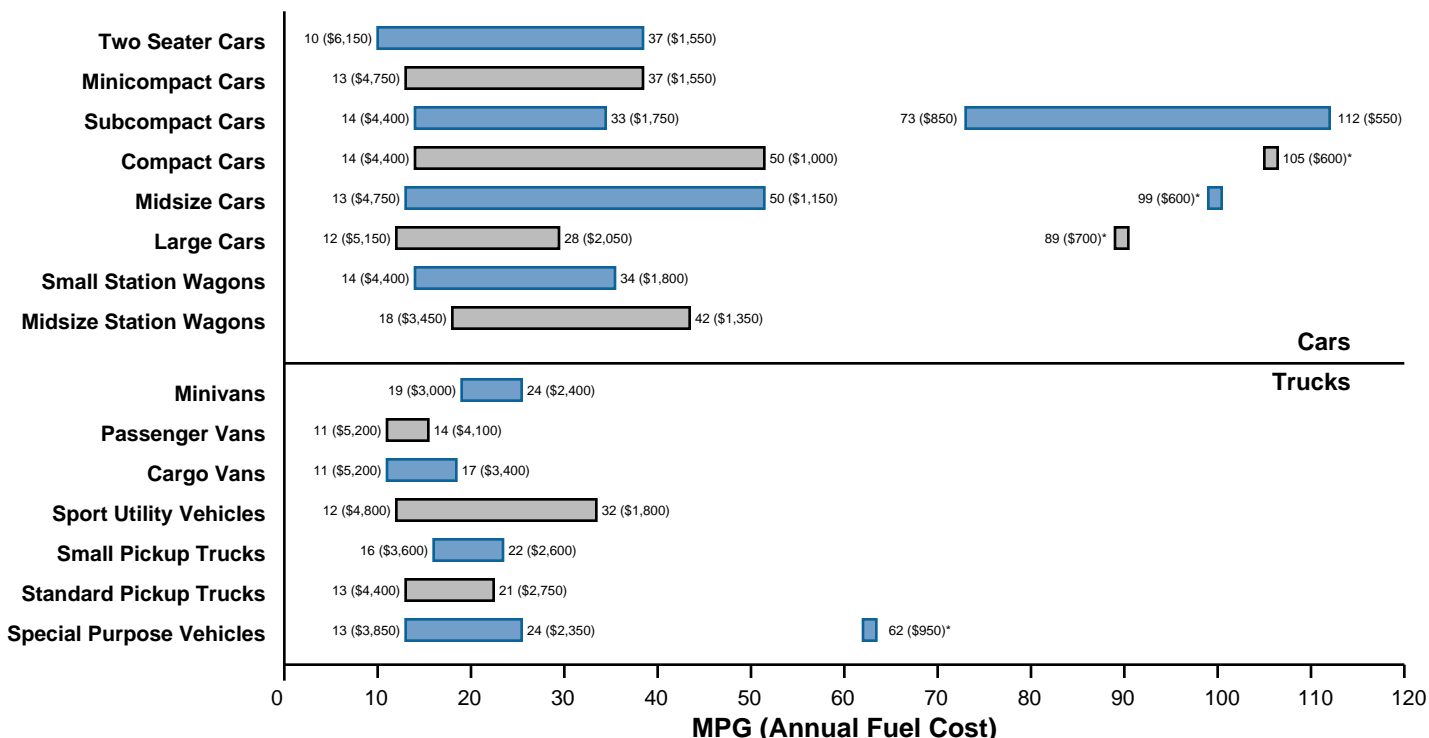
More than 600 stations currently sell B20. Visit <http://www.afdc.energy.gov/afdc/locator/stations/> for locations of service stations selling biodiesel.

### Premium- vs. Regular-Grade Gasoline

Regular unleaded is the recommended gasoline for most cars. Using a higher-octane gasoline than recommended by the owner's manual does not improve performance or fuel efficiency; it only costs more money. Check your owner's manual to determine the lowest grade of fuel you can use.

## FUEL ECONOMY AND ANNUAL FUEL COST RANGES FOR VEHICLE CLASSES

The graph below provides the fuel economy and annual fuel cost ranges for the vehicles in each class so you can see where a given vehicle's fuel economy and cost fall within its class. Combined city and highway MPG estimates are used; these assume you will drive 55% in the city and 45% on the highway. Annual fuel costs assume you travel 15,000 miles each year and fuel costs \$3.83/gallon for regular unleaded gasoline, \$4.11/gallon for premium, \$4.09 for diesel, and \$.12/kWh for electricity. Visit [www.fueleconomy.gov](http://www.fueleconomy.gov) to calculate annual fuel cost for a specific vehicle based on your own driving conditions and per-gallon fuel costs.



Fuel economy estimates on this chart do not include vehicles operating on compressed natural gas (CNG), electricity, or E85.

\* Represents electric vehicles and plug-in hybrids. Fuel economy values for these vehicles are in miles per gallon gasoline equivalent (MPGe).

## MODEL YEAR 2012 FUEL ECONOMY LEADERS

Listed below are vehicles with the highest fuel economy in the most popular classes. In vehicle classes where the most fuel efficient vehicle is a plug-in hybrid (PHEV) or electric (EV), a conventional or regular hybrid vehicle is also listed. Rankings are based on combined city and highway fuel economy estimates which assume 55% city driving and 45% highway driving. Please note that many vehicle models come in a range of engine sizes and trim lines, resulting in different fuel economy values. If there is only one vehicle in the class, we do not list a fuel economy leader.

	Trans Type/Speeds	Eng Size / Cylinders	MPG Combined		Trans Type/Speeds	Eng Size / Cylinders	MPG Combined			
<b>TWO-SEATER CARS</b>				<b>STANDARD PICKUP TRUCKS</b>						
<b>HONDA</b>				<b>CHEVROLET</b>						
CR-Z	AV-S7	1.5/4	37	Silverado 15 Hybrid 2WD	AV	6.0/8	21			
<b>MINICOMPACT CARS</b>				<b>GMC</b>						
<b>SCION</b>				Sierra 15 Hybrid 2WD	AV	6.0/8	21			
iQ	AV	1.3/4	37	Sierra 15 Hybrid 4WD	AV	6.0/8	21			
<b>SUBCOMPACT CARS</b>				<b>VANS, CARGO</b>						
<b>MITSUBISHI</b>				<b>CHEVROLET</b>						
i-MiEV (EV)†	A-1	NA	112	Express 1500 2WD Cargo	A-4	4.3/6	17			
<b>FORD</b>				<b>GMC</b>						
Fiesta FWD	AM-6	1.6/4	33	Savana 1500 2WD (cargo)	A-4	4.3/6	17			
	M-5	1.6/4	33	<b>VANS, PASSENGER</b>						
Fiesta SFE FWD	AM-6	1.6/4	33	<b>CHEVROLET</b>						
<b>COMPACT CARS</b>				Express 1500 2WD Passenger				A-4	5.3/8	14‡
<b>FORD</b>				Express 1500 AWD Passenger				A-4	5.3/8	14‡
Focus BEV FWD (EV)†	AV	NA	105	<b>FORD</b>						
<b>TOYOTA</b>				E150 Wagon FFV				A-4	4.6/8	14‡
Prius c	AV	1.5/4	50	<b>GMC</b>						
<b>MIDSIZE CARS</b>				Savana 1500 2WD (Passenger)				A-4	5.3/8	14‡
<b>NISSAN</b>				Savana 1500 AWD (Passenger)				A-4	5.3/8	14‡
Leaf (EV)†	A-1	NA	99	<b>MINIVANS</b>						
<b>TOYOTA</b>				<b>MAZDA</b>						
Prius	AV	1.8/4	50	5	A-S5	2.5/4	24			
<b>LARGE CARS</b>								M-6	2.5/4	24
<b>TESLA</b>				<b>SPORT UTILITY VEHICLES</b>						
Model S (EV)†	A-1	NA	89	<b>FORD</b>						
<b>HYUNDAI</b>				Escape Hybrid FWD				AV	2.5/4	32
Sonata	A-6	2.4/4	28	<b>SPECIAL PURPOSE VEHICLE</b>						
	M-6	2.4/4	28	<b>AZURE DYNAMICS</b>						
<b>SMALL STATION WAGONS</b>				Transit Connect Electric Van (EV)†				A-1	NA	62
<b>AUDI</b>				Transit Connect Electric Wagon (EV)‡				A-1	NA	62
A3 (diesel)	A-S6	2.0/4	34	<b>FORD</b>						
<b>VOLKSWAGEN</b>				Transit Connect Wagon FWD				A-4	2.0/4	24
Jetta SportWagen (diesel)	M-6	2.0/4	34	<b>MIDSIZE STATION WAGONS</b>						
<b>TOYOTA</b>				<b>TOYOTA</b>						
Prius v	AV	1.8/4	42	Prius v				AV	1.8/4	42
<b>SMALL PICKUP TRUCKS</b>				<b>SMALL PICKUP TRUCKS</b>						
<b>TOYOTA</b>				Tacoma 2WD				M-5	2.7/4	22

\* This vehicle is a plug-in hybrid, which runs on both gasoline and electricity. Since electricity is not measured in gallons, a conversion factor is used to translate the fuel economy when running on electricity into miles per gallon of gasoline equivalent (MPGe). The combined MPGe estimate includes a mix of gasoline and electric energy use.

† This is an all-electric vehicle. Since electricity is not measured in gallons, a conversion factor is used to translate the fuel economy into miles per gallon of gasoline equivalent (MPGe).

‡ When operated on gasoline.

## 2012 MODEL YEAR VEHICLES

This section contains the fuel economy values for 2012 model year vehicles. Additional information for alternative fuel vehicles can be found on pages 26–36. Alternative fuel vehicles are highlighted with a medium blue background, and those that can use two kinds of fuel, such as flexible fuel vehicles, have an entry for each fuel type. The most fuel-efficient vehicles in each class are listed in blue boldface type and marked with a blue pointer (▶).

Manufacturer Model Configuration (trans, eng size, cyl)	MPG		Annual Fuel Cost	Notes	Manufacturer Model Configuration (trans, eng size, cyl)	MPG		Annual Fuel Cost	Notes
	City/Hwy	Comb				City/Hwy	Comb		
<b>TWO SEATERS</b>					<b>CHEVROLET</b>				
<b>ASTON MARTIN</b>					<b>Corvette</b>				
<b>V8 Vantage</b>					A-S6, 6.2L, 8cyl 15/25 18 \$3,200				
AM-6, 4.7L, 8cyl 14/20 16 \$3,850 P Tax					M-6, 6.2L, 8cyl 16/26 19 \$3,000				
AM-7, 4.7L, 8cyl 14/21 16 \$3,850 P Tax					M-6, 6.2L, 8cyl 14/21 17 \$3,650 P S Tax				
M-6, 4.7L, 8cyl 13/19 15 \$4,100 P Tax					M-6, 7.0L, 8cyl 15/24 18 \$3,450 P				
<b>V8 Vantage S</b>					<b>FERRARI</b>				
AM-7, 4.7L, 8cyl 14/21 16 \$3,850 P Tax					<b>458 Italia Coupe</b>				
<b>AUDI</b>					AM-7, 4.5L, 8cyl 12/17 14 \$4,400 P Tax				
<b>R8</b>					AM-7, 4.5L, 8cyl 12/18 14 \$4,400 P Tax SS				
AM-6, 4.2L, 8cyl 13/21 16 \$3,850 P Tax					<b>458 Italia Spider</b>				
M-6, 4.2L, 8cyl 11/20 14 \$4,400 P Tax					AM-7, 4.5L, 8cyl 12/17 14 \$4,400 P Tax				
AM-6, 5.2L, 10cyl 13/19 15 \$4,100 P Tax					AM-7, 4.5L, 8cyl 12/18 14 \$4,400 P Tax SS				
M-6, 5.2L, 10cyl 12/19 14 \$4,400 P Tax					<b>California</b>				
<b>R8 Spyder</b>					AM-7, 4.3L, 8cyl 13/19 15 \$4,100 P Tax				
AM-6, 4.2L, 8cyl 13/21 16 \$3,850 P Tax					AM-7, 4.3L, 8cyl 13/19 15 \$4,100 P Tax SS				
M-6, 4.2L, 8cyl 11/20 14 \$4,400 P Tax					<b>HONDA</b>				
AM-6, 5.2L, 10cyl 13/19 15 \$4,100 P Tax					<b>CR-Z</b>				
M-6, 5.2L, 10cyl 12/19 14 \$4,400 P Tax					▶ AV-S7, 1.5L, 4cyl 35/39 37 \$1,550 HEV				
<b>TT Roadster quattro</b>					M-6, 1.5L, 4cyl 31/37 34 \$1,700 HEV				
A-S6, 2.0L, 4cyl 23/31 26 \$2,350 P T					<b>LAMBORGHINI</b>				
<b>BENTLEY</b>					<b>Aventador Coupe</b>				
<b>Continental Supersports</b>					A-S7, 6.5L, 12cyl 11/17 13 \$4,750 P Tax				
A-S6, 6.0L, 12cyl 12/19 14 \$4,400 P T Tax					<b>Gallardo Coupe</b>				
8/14 10 \$4,850 E85					AM-6, 5.2L, 10cyl 13/20 16 \$3,850 P Tax				
<b>BMW</b>					M-6, 5.2L, 10cyl 12/20 15 \$4,100 P Tax				
<b>Z4 sDrive28i</b>					<b>Gallardo Spyder</b>				
A-8, 2.0L, 4cyl 24/33 27 \$2,300 P T					AM-6, 5.2L, 10cyl 13/20 16 \$3,850 P Tax				
M-6, 2.0L, 4cyl 23/34 27 \$2,300 P T					M-6, 5.2L, 10cyl 12/20 14 \$4,400 P Tax				
<b>Z4 sDrive35i</b>					<b>LEXUS</b>				
A-S7, 3.0L, 6cyl 17/24 19 \$3,250 P T					<b>LFA</b>				
M-6, 3.0L, 6cyl 19/26 21 \$2,950 P T					A-S6, 4.8L, 10cyl 11/16 12 \$5,150 P Tax				
<b>Z4 sDrive35is</b>					<b>MAZDA</b>				
A-S7, 3.0L, 6cyl 17/24 19 \$3,250 P T					<b>MX-5</b>				
<b>BUGATTI</b>					A-S6, 2.0L, 4cyl 21/28 23 \$2,700 P				
<b>Veyron</b>					M-5, 2.0L, 4cyl 22/28 25 \$2,450 P				
A-S7, 8.0L, 16cyl 8/15 10 \$6,150 P T Tax					M-6, 2.0L, 4cyl 21/28 24 \$2,550 P				

ABBREVIATIONS:		
▶	.....Highest MPG in Class	Di..... Direct Injection
2WD.....	Two-Wheel Drive	E85..... 85% Ethanol/15% Gasoline
4WD.....	Four-Wheel Drive	Elec..... Electricity
A.....	Automatic Transmission	Eng Size..... Engine Volume in Liters
A-S.....	Automatic Transmission-Select Shift	EV..... Electric Vehicle
AM.....	Automated Manual	FFV..... Flexible Fuel Vehicle
AV.....	Continuously Variable Transmission	FWD..... Front-Wheel Drive
AV-S.....	Continuously Variable Transmission with Select Shift	Gas..... Regular Gasoline
AWD.....	All-Wheel Drive	HEV..... Hybrid-Electric Vehicle
City.....	MPG on City Test Procedure	HP..... Horsepower
CNG.....	Compressed Natural Gas	Hwy..... MPG on Highway Test Procedure
Comb.....	Combined	Li-Ion..... Lithium Ion
Convsn... ..	Conversion	LWB..... Long Wheel Base
D.....	Diesel	M..... Manual Transmission
		Mid..... Midgrade Gasoline
		Mode..... Multi Mode Transmission
		MPG..... Miles per Gallon
		NA..... Not Available at Press Time
		Ni-MH..... Nickel-Metal Hydride
		ORP..... Off-Road Package
		P..... Premium Gasoline Recommended
		Phev..... Plug-in Hybrid
		PR..... Premium Gasoline Required
		PT4WD..... Part-time 4WD
		S..... Supercharger
		SIDI..... Spark Ignition Direct Injection
		SS..... Stop-Start Option
		ST..... Sport Transmission
		T..... Turbocharger
		Tax..... Subject to Gas Guzzler Tax
		Trans..... Transmission
		VCM..... Variable Cylinder Management

Manufacturer Model Configuration (trans, eng size, cyl)	MPG		Annual Fuel Cost	Notes	Manufacturer Model Configuration (trans, eng size, cyl)	MPG		Annual Fuel Cost	Notes
	City/Hwy	Comb				City/Hwy	Comb		
<b>MCLAREN AUTOMOTIVE</b>					<b>Cayman</b>				
<b>MP4-12C Coupe</b>					A-7, 2.9L, 6cyl 20/29 24 \$2,550 P				
A-7, 3.8L, 8cyl 15/22 18 \$3,450 P T					M-6, 2.9L, 6cyl 19/27 22 \$2,800 P				
<b>MERCEDES-BENZ</b>					<b>Cayman R</b>				
<b>SL550</b>					A-7, 3.4L, 6cyl 20/29 23 \$2,700 P				
A-7, 5.5L, 8cyl 14/22 17 \$3,650 P Tax					M-6, 3.4L, 6cyl 19/27 22 \$2,800 P				
<b>SL63 AMG</b>					<b>Cayman S</b>				
A-7, 6.2L, 8cyl 12/19 14 \$4,400 P Tax					A-7, 3.4L, 6cyl 20/29 23 \$2,700 P				
<b>SLK250</b>					M-6, 3.4L, 6cyl 19/26 22 \$2,800 P				
A-7, 1.8L, 4cyl 23/33 26 \$2,350 P T					<b>SMART</b>				
M-6, 1.8L, 4cyl 22/32 26 \$2,350 P T					<b>fortwo cabriolet</b>				
<b>SLK350</b>					AM5, 1.0L, 3cyl 34/38 36 \$1,700 P				
A-7, 3.5L, 6cyl 20/29 23 \$2,700 P					<b>fortwo coupe</b>				
<b>SLK55 AMG</b>					AM5, 1.0L, 3cyl 34/38 36 \$1,700 P				
A-7, 5.5L, 8cyl 19/28 22 \$2,800 P					<b>MINICOMPACT CARS</b>				
<b>SLS AMG</b>					<b>ASTON MARTIN</b>				
AM-7, 6.2L, 8cyl 14/20 16 \$3,850 P Tax					<b>DB9</b>				
<b>SLS AMG Roadster</b>					A-S6, 5.9L, 12cyl 13/20 15 \$4,100 P Tax				
AM-7, 6.2L, 8cyl 14/20 16 \$3,850 P Tax					M-6, 5.9L, 12cyl 11/17 13 \$4,750 P Tax				
<b>MINI</b>					<b>DBS</b>				
<b>Cooper Coupe</b>					A-S6, 5.9L, 12cyl 12/18 14 \$4,400 P Tax				
A-S6, 1.6L, 4cyl 28/36 31 \$2,000 P					M-6, 5.9L, 12cyl 11/17 13 \$4,750 P Tax				
M-6, 1.6L, 4cyl 29/37 32 \$1,950 P					<b>Virage</b>				
<b>Cooper Roadster</b>					A-S6, 5.9L, 12cyl 13/18 15 \$4,100 P Tax				
A-S6, 1.6L, 4cyl 27/35 30 \$2,050 P					<b>FIAT</b>				
M-6, 1.6L, 4cyl 27/35 30 \$2,050 P					<b>500</b>				
<b>Cooper S Coupe</b>					A-6, 1.4L, 4cyl 27/34 30 \$2,050 P				
A-S6, 1.6L, 4cyl 26/34 29 \$2,150 P T					M-5, 1.4L, 4cyl 30/38 33 \$1,850 P				
M-6, 1.6L, 4cyl 27/35 30 \$2,050 P T					<b>500 Abarth</b>				
<b>Cooper S Roadster</b>					M-5, 1.4L, 4cyl 28/34 31 \$2,000 P T				
A-S6, 1.6L, 4cyl 26/34 29 \$2,150 P T					<b>500 Cabrio</b>				
M-6, 1.6L, 4cyl 27/35 30 \$2,050 P T					A-6, 1.4L, 4cyl 27/32 29 \$2,150 P				
<b>John Cooper Works Coupe</b>					<b>JAGUAR</b>				
M-6, 1.6L, 4cyl 25/33 28 \$2,200 P T					<b>XK</b>				
<b>John Cooper Works Roadster</b>					A-S6, 5.0L, 8cyl 16/24 19 \$3,250 P				
M-6, 1.6L, 4cyl 25/33 28 \$2,200 P T					A-S6, 5.0L, 8cyl 15/22 17 \$3,650 P S				
<b>NISSAN</b>					<b>XK Convertible</b>				
<b>370Z</b>					A-S6, 5.0L, 8cyl 16/22 18 \$3,450 P				
A-S7, 3.7L, 6cyl 19/26 22 \$2,800 P					A-S6, 5.0L, 8cyl 15/22 17 \$3,650 P S				
M-6, 3.7L, 6cyl 18/26 21 \$2,950 P					<b>LOTUS</b>				
<b>370Z Roadster</b>					<b>Evora</b>				
A-S7, 3.7L, 6cyl 18/25 21 \$2,950 P					A-S6, 3.5L, 6cyl 20/28 23 \$2,700 P				
M-6, 3.7L, 6cyl 18/25 20 \$3,100 P					A-S6, 3.5L, 6cyl 19/28 22 \$2,800 P S				
<b>PORSCHE</b>					M-6, 3.5L, 6cyl 18/26 21 \$2,950 P				
<b>911 Speedster</b>					M-6, 3.5L, 6cyl 17/26 20 \$3,100 P S				
A-7, 3.8L, 6cyl 19/27 21 \$2,950 P					<b>MINI</b>				
<b>Boxster</b>					<b>Cooper</b>				
A-7, 2.9L, 6cyl 20/29 24 \$2,550 P					A-S6, 1.6L, 4cyl 28/36 31 \$2,000 P				
M-6, 2.9L, 6cyl 19/27 22 \$2,800 P					M-6, 1.6L, 4cyl 29/37 32 \$1,950 P				
<b>Boxster S</b>					<b>Cooper Convertible</b>				
A-7, 3.4L, 6cyl 20/29 23 \$2,700 P					A-S6, 1.6L, 4cyl 27/35 30 \$2,050 P				
M-6, 3.4L, 6cyl 19/26 22 \$2,800 P					M-6, 1.6L, 4cyl 27/35 30 \$2,050 P				
<b>Boxster Spyder</b>					<b>Cooper S</b>				
A-7, 3.4L, 6cyl 20/29 23 \$2,700 P					A-S6, 1.6L, 4cyl 26/34 29 \$2,150 P T				
M-6, 3.4L, 6cyl 19/27 22 \$2,800 P					M-6, 1.6L, 4cyl 27/35 30 \$2,050 P T				



Manufacturer Model Configuration (trans, eng size, cyl)	MPG		Annual Fuel Cost	Notes	Manufacturer Model Configuration (trans, eng size, cyl)	MPG		Annual Fuel Cost	Notes
	City/Hwy	Comb				City/Hwy	Comb		
<b>Cooper S Convertible</b>					<b>911 Turbo Coupe</b>				
A-S6, 1.6L, 4cyl	26/34	29	\$2,150	P T	A-7, 3.8L, 6cyl	17/25	19	\$3,250	P T
M-6, 1.6L, 4cyl	27/35	30	\$2,050	P T	M-6, 3.8L, 6cyl	16/24	19	\$3,250	P T
<b>John Cooper Works</b>					<b>911 Turbo S Cabriolet</b>				
M-6, 1.6L, 4cyl	25/33	28	\$2,200	P T	A-7, 3.8L, 6cyl	16/24	19	\$3,250	P T
<b>John Cooper Works Convertible</b>					<b>911 Turbo S Coupe</b>				
M-6, 1.6L, 4cyl	25/33	28	\$2,200	P T	A-7, 3.8L, 6cyl	17/25	19	\$3,250	P T
<b>MITSUBISHI</b>					<b>New 911 Carrera</b>				
<b>Eclipse Spyder</b>					A-S7, 3.4L, 6cyl 20/28 23 \$2,700 P				
A-S4, 2.4L, 4cyl	20/27	23	\$2,500		M-7, 3.4L, 6cyl	19/27	22	\$2,800	P
A-S5, 3.8L, 6cyl	16/24	19	\$3,250	P	<b>New 911 Carrera Cabriolet</b>				
<b>PORSCHE</b>					A-S7, 3.4L, 6cyl 20/28 23 \$2,700 P				
<b>911 C4 GTS</b>					M-7, 3.4L, 6cyl 19/27 22 \$2,800 P				
A-7, 3.8L, 6cyl	18/26	21	\$2,950	P	<b>New 911 Carrera S</b>				
M-6, 3.8L, 6cyl	18/25	21	\$2,950	P	A-S7, 3.8L, 6cyl 20/27 22 \$2,800 P				
<b>911 C4 GTS Cabriolet</b>					M-7, 3.8L, 6cyl 19/27 22 \$2,800 P				
A-7, 3.8L, 6cyl	18/27	21	\$2,950	P	<b>New 911 Carrera S Cabriolet</b>				
M-6, 3.8L, 6cyl	17/25	20	\$3,100	P	A-S7, 3.8L, 6cyl 19/27 22 \$2,800 P				
<b>911 Carrera</b>					M-7, 3.8L, 6cyl 19/27 22 \$2,800 P				
A-7, 3.6L, 6cyl	19/27	22	\$2,800	P	<b>SCION</b>				
M-6, 3.6L, 6cyl	18/25	21	\$2,950	P	<b>iQ</b>				
<b>911 Carrera 4</b>					▶ AV, 1.3L, 4cyl 36/37 37 \$1,550				
A-7, 3.6L, 6cyl	18/26	21	\$2,950	P	<b>SUBCOMPACT CARS</b>				
M-6, 3.6L, 6cyl	18/24	21	\$2,950	P	<b>ASTON MARTIN</b>				
<b>911 Carrera 4 Cabriolet</b>					<b>Rapide</b>				
A-7, 3.6L, 6cyl	18/26	21	\$2,950	P	A-S6, 5.9L, 12cyl 13/19 15 \$4,100 P Tax				
M-6, 3.6L, 6cyl	18/25	21	\$2,950	P	<b>AUDI</b>				
<b>911 Carrera 4 Targa</b>					<b>A5 Cabriolet</b>				
A-7, 3.6L, 6cyl	18/26	21	\$2,950	P	AV, 2.0L, 4cyl 22/30 25 \$2,450 P T				
M-6, 3.6L, 6cyl	18/25	21	\$2,950	P	<b>A5 Cabriolet quattro</b>				
<b>911 Carrera 4S</b>					A-S8, 2.0L, 4cyl 21/29 24 \$2,550 P T				
A-7, 3.8L, 6cyl	18/26	21	\$2,950	P	<b>A5 quattro</b>				
M-6, 3.8L, 6cyl	18/25	21	\$2,950	P	A-S8, 2.0L, 4cyl 21/29 24 \$2,550 P T				
<b>911 Carrera 4S Cabriolet</b>					M-6, 2.0L, 4cyl 21/31 25 \$2,450 P T				
A-7, 3.8L, 6cyl	18/27	21	\$2,950	P	<b>S5</b>				
M-6, 3.8L, 6cyl	17/25	20	\$3,100	P	A-S6, 4.2L, 8cyl 16/24 19 \$3,250 P				
<b>911 Carrera 4S Targa</b>					M-6, 4.2L, 8cyl 14/22 17 \$3,650 P Tax				
A-7, 3.8L, 6cyl	18/27	21	\$2,950	P	<b>S5 Cabriolet</b>				
M-6, 3.8L, 6cyl	17/25	20	\$3,100	P	A-S7, 3.0L, 6cyl 17/26 20 \$3,100 P S				
<b>911 Carrera Cabriolet</b>					<b>TT Coupe quattro</b>				
A-7, 3.6L, 6cyl	19/27	21	\$2,950	P	A-S6, 2.0L, 4cyl 23/31 26 \$2,350 P T				
M-6, 3.6L, 6cyl	18/26	21	\$2,950	P	<b>TT RS Coupe</b>				
<b>911 Carrera S</b>					M-6, 2.5L, 5cyl 18/25 20 \$3,100 P T				
A-7, 3.8L, 6cyl	19/26	22	\$2,800	P	<b>BENTLEY</b>				
M-6, 3.8L, 6cyl	18/25	21	\$2,950	P	<b>Continental GTC</b>				
<b>911 Carrera S Cabriolet</b>					A-S6, 6.0L, 12cyl 11/19 14 \$4,400 P T Tax				
A-7, 3.8L, 6cyl	19/27	21	\$2,950	P	8/13 10 \$4,850 E85				
M-6, 3.8L, 6cyl	18/26	21	\$2,950	P	<b>Continental Supersports Convertible</b>				
<b>911 GTS</b>					A-S6, 6.0L, 12cyl 12/19 14 \$4,400 P T Tax				
A-7, 3.8L, 6cyl	19/26	22	\$2,800	P	8/14 10 \$4,850 E85				
M-6, 3.8L, 6cyl	18/25	21	\$2,950	P	<b>BMW</b>				
<b>911 GTS Cabriolet</b>					<b>128ci Convertible</b>				
A-7, 3.8L, 6cyl	19/27	21	\$2,950	P	A-S6, 3.0L, 6cyl 18/27 21 \$2,950 P				
M-6, 3.8L, 6cyl	18/26	21	\$2,950	P	M-6, 3.0L, 6cyl 18/28 22 \$2,800 P				
<b>911 Turbo Cabriolet</b>					<b>128i</b>				
A-7, 3.8L, 6cyl	16/24	19	\$3,250	P T	A-S6, 3.0L, 6cyl 18/28 21 \$2,950 P				
M-6, 3.8L, 6cyl	16/24	19	\$3,250	P T	M-6, 3.0L, 6cyl 18/28 22 \$2,800 P				

Manufacturer Model Configuration (trans, eng size, cyl)	MPG		Annual Fuel Cost	Notes	Manufacturer Model Configuration (trans, eng size, cyl)	MPG		Annual Fuel Cost	Notes
	City/Hwy	Comb				City/Hwy	Comb		
<b>135i</b>					<b>HYUNDAI</b>				
A-S7, 3.0L, 6cyl	18/25	21	\$2,950	P T	<b>Genesis Coupe</b>				
M-6, 3.0L, 6cyl	20/28	23	\$2,700	P T	A-5, 2.0L, 4cyl	20/30	23	\$2,700	P T
<b>135i Convertible</b>					M-6, 2.0L, 4cyl	21/30	24	\$2,550	P T
A-S7, 3.0L, 6cyl	18/25	20	\$3,100	P T	A-6, 3.8L, 6cyl	17/27	20	\$2,850	
M-6, 3.0L, 6cyl	19/28	22	\$2,800	P T	M-6, 3.8L, 6cyl	17/26	20	\$2,850	
<b>328ci Convertible</b>					<b>INFINITI</b>				
A-S6, 3.0L, 6cyl	18/27	21	\$2,950	P	<b>G37 Convertible</b>				
M-6, 3.0L, 6cyl	17/26	20	\$3,100	P	A-S7, 3.7L, 6cyl	17/25	20	\$3,100	P
<b>328i Coupe</b>					M-6, 3.7L, 6cyl	16/24	19	\$3,250	P
A-S6, 3.0L, 6cyl	18/28	21	\$2,950	P	<b>G37 Coupe</b>				
M-6, 3.0L, 6cyl	18/28	22	\$2,800	P	A-S7, 3.7L, 6cyl	19/27	22	\$2,800	P
<b>328i Coupe xDrive</b>					M-6, 3.7L, 6cyl	17/25	19	\$3,250	P
A-S6, 3.0L, 6cyl	17/25	20	\$3,100	P	<b>G37x Coupe</b>				
M-6, 3.0L, 6cyl	17/25	20	\$3,100	P	A-S7, 3.7L, 6cyl	18/25	20	\$3,100	P
<b>335ci Convertible</b>					<b>LEXUS</b>				
A-S6, 3.0L, 6cyl	18/28	22	\$2,800	P T	<b>IS 250 AWD</b>				
M-6, 3.0L, 6cyl	19/28	22	\$2,800	P T	A-S6, 2.5L, 6cyl	20/27	22	\$2,800	P
<b>335i Coupe</b>					<b>IS 250/IS 250C</b>				
A-S6, 3.0L, 6cyl	18/28	22	\$2,800	P T	A-S6, 2.5L, 6cyl	21/30	25	\$2,450	P
M-6, 3.0L, 6cyl	19/28	22	\$2,800	P T	M-6, 2.5L, 6cyl	19/28	22	\$2,800	P
<b>335i Coupe xDrive</b>					<b>IS 350 AWD</b>				
A-S6, 3.0L, 6cyl	18/27	21	\$2,950	P T	A-S6, 3.5L, 6cyl	18/26	21	\$2,950	P
M-6, 3.0L, 6cyl	19/27	22	\$2,800	P T	<b>IS 350/IS 350C</b>				
<b>335is Convertible</b>					A-S6, 3.5L, 6cyl	19/27	22	\$2,800	P
A-S7, 3.0L, 6cyl	17/24	19	\$3,250	P T	<b>IS F</b>				
M-6, 3.0L, 6cyl	18/26	21	\$2,950	P T	A-S8, 5.0L, 8cyl	16/23	18	\$3,450	P
<b>335is Coupe</b>					<b>MASERATI</b>				
A-S7, 3.0L, 6cyl	17/24	19	\$3,250	P T	<b>GranTurismo</b>				
M-6, 3.0L, 6cyl	18/26	21	\$2,950	P T	A-6, 4.7L, 8cyl	13/21	15	\$4,100	P Tax
<b>M3 Convertible</b>					<b>GranTurismo Convertible</b>				
A-S7, 4.0L, 8cyl	14/20	16	\$3,850	P Tax	A-6, 4.7L, 8cyl	13/20	15	\$4,100	P Tax
M-6, 4.0L, 8cyl	13/20	16	\$3,850	P Tax	<b>MERCEDES-BENZ</b>				
<b>M3 Coupe</b>					<b>C250 Coupe</b>				
A-S7, 4.0L, 8cyl	14/20	16	\$3,850	P Tax	A-7, 1.8L, 4cyl	21/31	25	\$2,450	P T
M-6, 4.0L, 8cyl	14/20	16	\$3,850	P Tax	<b>C350 Coupe</b>				
<b>CODA AUTOMOTIVE</b>					A-7, 3.5L, 6cyl	19/28	22	\$2,800	P
<b>CODA</b>					<b>C63 AMG Black Series Coupe</b>				
A-1, -L, -cyl	77/68	73	\$850	Elec	A-7, 6.2L, 8cyl	13/19	15	\$4,100	P Tax
<b>FIKER</b>					<b>C63 AMG Coupe</b>				
<b>Karma</b>					A-7, 6.2L, 8cyl	13/19	15	\$4,100	P Tax
A-1, 2.0L, 4cyl	See page 30				<b>E350 4matic Coupe</b>				
<b>FORD</b>					A-7, 3.5L, 6cyl	19/28	22	\$2,800	P
<b>Fiesta FWD</b>					A-7, 3.5L, 6cyl	19/27	22	\$2,800	P
AM-6, 1.6L, 4cyl	29/39	33	\$1,750		14/20	16	\$3,050	E85	
M-5, 1.6L, 4cyl	29/38	33	\$1,750		<b>E350 Convertible</b>				
<b>Fiesta SFE FWD</b>					A-7, 3.5L, 6cyl	19/28	22	\$2,800	P
AM-6, 1.6L, 4cyl	29/40	33	\$1,750		A-7, 3.5L, 6cyl	19/28	22	\$2,800	P
<b>Mustang</b>					13/19	16	\$3,050	E85	
A-6, 3.7L, 6cyl	19/31	23	\$2,500		<b>E350 Coupe</b>				
M-6, 3.7L, 6cyl	19/29	22	\$2,600		A-7, 3.5L, 6cyl	19/29	22	\$2,800	P
A-6, 5.0L, 8cyl	18/25	20	\$2,850		A-7, 3.5L, 6cyl	20/28	23	\$2,700	P
M-6, 5.0L, 8cyl	17/26	20	\$2,850		15/21	17	\$2,850	E85	
M-6, 5.4L, 8cyl	15/23	17	\$3,650	P S	<b>E550 Convertible</b>				
<b>Mustang Convertible</b>					A-7, 4.7L, 8cyl	16/25	19	\$3,250	P T
A-6, 3.7L, 6cyl	19/30	23	\$2,500		<b>E550 Coupe</b>				
					A-7, 4.7L, 8cyl	17/27	21	\$2,950	P T

Manufacturer Model Configuration (trans, eng size, cyl)	MPG		Annual Fuel Cost	Notes	Manufacturer Model Configuration (trans, eng size, cyl)	MPG		Annual Fuel Cost	Notes
	City/Hwy	Comb				City/Hwy	Comb		
<b>MINI</b>					<b>S4</b>				
<b>Cooper Clubman</b>					A-S7, 3.0L, 6cyl 18/28 21 \$2,950 P S				
A-S6, 1.6L, 4cyl 27/35 30 \$2,050 P					M-6, 3.0L, 6cyl 18/27 21 \$2,950 P S				
M-6, 1.6L, 4cyl 27/35 30 \$2,050 P					<b>BENTLEY</b>				
<b>Cooper S Clubman</b>					<b>Continental GT</b>				
A-S6, 1.6L, 4cyl 26/34 29 \$2,150 P T					A-S6, 6.0L, 12cyl 12/19 14 \$4,400 P T Tax				
M-6, 1.6L, 4cyl 27/35 30 \$2,050 P T					8/14 10 \$4,850 E85				
<b>John Cooper Works Clubman</b>					<b>BMW</b>				
M-6, 1.6L, 4cyl 25/33 28 \$2,200 P T					<b>328i</b>				
<b>MITSUBISHI</b>					A-8, 2.0L, 4cyl 23/33 26 \$2,350 P T				
<b>Eclipse</b>					M-6, 2.0L, 4cyl 23/34 27 \$2,300 P T				
A-S4, 2.4L, 4cyl 20/28 23 \$2,500					<b>335i</b>				
M-5, 2.4L, 4cyl 20/28 23 \$2,500					A-S8, 3.0L, 6cyl 23/33 26 \$2,350 P T				
A-S5, 3.8L, 6cyl 17/25 20 \$3,100 P					M-6, 3.0L, 6cyl 20/30 23 \$2,700 P T				
<b>i-MiEV</b>					<b>640i Convertible</b>				
▶ A-1, -L, -cyl 126/99 112 \$550 Elec					A-S8, 3.0L, 6cyl 21/31 25 \$2,450 P T				
<b>NISSAN</b>					<b>640i Coupe</b>				
<b>Altima Coupe</b>					A-S8, 3.0L, 6cyl 23/33 26 \$2,350 P T				
AV-S6, 2.5L, 4cyl 23/32 26 \$2,200					<b>650i Convertible</b>				
M-6, 2.5L, 4cyl 23/31 26 \$2,200					A-S8, 4.4L, 8cyl 15/23 18 \$3,450 P T				
AV-S6, 3.5L, 6cyl 20/27 23 \$2,500					M-6, 4.4L, 8cyl 15/22 17 \$3,650 P T				
M-6, 3.5L, 6cyl 18/27 21 \$2,750					<b>650i Coupe</b>				
<b>GT-R</b>					A-S8, 4.4L, 8cyl 15/23 18 \$3,450 P T				
AM-6, 3.8L, 6cyl 16/23 19 \$3,250 P T					M-6, 4.4L, 8cyl 15/22 17 \$3,650 P T				
<b>ROUSH PERFORMANCE</b>					<b>650i Coupe xDrive</b>				
<b>Stage 3 Mustang</b>					A-S8, 4.4L, 8cyl 15/20 17 \$3,650 P T				
A-6, 5.0L, 8cyl 15/22 18 \$3,450 P S					<b>BUICK</b>				
M-6, 5.0L, 8cyl 14/21 16 \$3,850 P S Tax					<b>Verano</b>				
<b>SCION</b>					A-S6, 2.4L, 4cyl 21/32 25 \$2,300				
<b>xD</b>					15/23 18 \$2,700 E85				
A-4, 1.8L, 4cyl 27/33 29 \$2,000					<b>CHEVROLET</b>				
M-5, 1.8L, 4cyl 27/33 29 \$2,000					<b>Camaro</b>				
<b>VOLKSWAGEN</b>					A-S6, 3.6L, 6cyl 18/29 22 \$2,600				
<b>Beetle</b>					A-6, 3.6L, 6cyl 19/30 22 \$2,600				
A-S6, 2.0L, 4cyl 22/30 25 \$2,450 P T					M-6, 3.6L, 6cyl 17/28 20 \$2,850				
M-6, 2.0L, 4cyl 21/30 24 \$2,550 P T					A-S6, 6.2L, 8cyl 15/24 18 \$3,200				
A-S6, 2.5L, 5cyl 22/29 25 \$2,300					A-S6, 6.2L, 8cyl 12/18 14 \$4,100 S Tax				
M-5, 2.5L, 5cyl 22/31 25 \$2,300					M-6, 6.2L, 8cyl 16/24 19 \$3,000				
<b>Eos</b>					M-6, 6.2L, 8cyl 14/19 16 \$3,850 P S Tax				
A-S6, 2.0L, 4cyl 22/30 25 \$2,450 P T					<b>Sonic</b>				
<b>VOLVO</b>					A-S6, 1.4L, 4cyl 27/37 31 \$1,850 T				
<b>C70 FWD</b>					M-6, 1.4L, 4cyl 29/40 33 \$1,750 T				
A-S5, 2.5L, 5cyl 18/28 21 \$2,750 T					A-S6, 1.8L, 4cyl 25/35 28 \$2,050				
<b>COMPACT CARS</b>					M-5, 1.8L, 4cyl 26/35 29 \$2,000				
<b>ACURA</b>					<b>Volt</b>				
<b>TSX</b>					AV, 1.4L, 4cyl See page 30				
A-S5, 2.4L, 4cyl 22/31 26 \$2,350 P					<b>CHRYSLER</b>				
M-6, 2.4L, 4cyl 21/29 24 \$2,550 P					<b>200 Convertible</b>				
A-S5, 3.5L, 6cyl 19/28 23 \$2,700 P					A-6, 2.4L, 4cyl 18/29 22 \$2,600				
<b>AUDI</b>					A-6, 3.6L, 6cyl 19/29 22 \$2,600				
<b>A4</b>					14/21 16 \$3,050 E85				
AV, 2.0L, 4cyl 22/30 25 \$2,450 P T					<b>FORD</b>				
<b>A4 quattro</b>					<b>Focus BEV FWD</b>				
A-S8, 2.0L, 4cyl 21/29 24 \$2,550 P T					▶ AV, -L, -cyl 110/99 105 \$600 Elec				
M-6, 2.0L, 4cyl 21/31 25 \$2,450 P T									

Manufacturer Model Configuration (trans, eng size, cyl)	MPG		Annual Fuel Cost	Notes	Manufacturer Model Configuration (trans, eng size, cyl)	MPG		Annual Fuel Cost	Notes
	City/Hwy	Comb				City/Hwy	Comb		
<b>Focus FWD</b>					<b>MAZDA</b>				
AM-S6, 2.0L, 4cyl	27/37	31	\$1,850		<b>2</b>				
AM-6, 2.0L, 4cyl	28/38	31	\$1,850		A-4, 1.5L, 4cyl	28/34	30	\$1,900	
M-5, 2.0L, 4cyl	26/36	30	\$1,900		M-5, 1.5L, 4cyl	29/35	32	\$1,800	
<b>Focus FWD FFV</b>					<b>3</b>				
AM-6, 2.0L, 4cyl	28/38	31	\$1,850		A-S5, 2.0L, 4cyl	24/33	27	\$2,150	
	19/28	22	\$2,200	E85	M-5, 2.0L, 4cyl	25/33	28	\$2,050	
M-5, 2.0L, 4cyl	26/36	30	\$1,900		A-S5, 2.5L, 4cyl	22/29	25	\$2,300	
	19/26	22	\$2,200	E85	M-6, 2.5L, 4cyl	20/28	23	\$2,500	
<b>Focus SFE FWD</b>					<b>3 DI 4-Door</b>				
AM-6, 2.0L, 4cyl	28/40	33	\$1,750		A-S6, 2.0L, 4cyl	28/40	33	\$1,750	
<b>Focus SFE FWD FFV</b>					M-6, 2.0L, 4cyl				
AM-6, 2.0L, 4cyl	28/40	33	\$1,750			27/39	31	\$1,850	
	20/28	23	\$2,100	E85	<b>MERCEDES-BENZ</b>				
<b>HONDA</b>					<b>C250</b>				
<b>Accord Coupe</b>					A-7, 1.8L, 4cyl				
A-5, 2.4L, 4cyl	22/33	26	\$2,200			21/31	25	\$2,450	P T
M-5, 2.4L, 4cyl	23/32	26	\$2,200		<b>C300 4matic</b>				
A-S5, 3.5L, 6cyl	19/29	23	\$2,500		A-7, 3.0L, 6cyl	17/24	20	\$3,100	P
M-6, 3.5L, 6cyl	17/26	21	\$2,750		A-7, 3.0L, 6cyl	18/25	20	\$3,100	P
<b>Civic</b>					13/18				
A-5, 1.8L, 4cyl	28/39	32	\$1,800			15	\$3,250	E85	
M-5, 1.8L, 4cyl	28/36	31	\$1,850		<b>C350</b>				
M-6, 2.4L, 4cyl	22/31	25	\$2,450	P	A-7, 3.5L, 6cyl	20/29	23	\$2,700	P
<b>Civic HF</b>					A-7, 3.5L, 6cyl				
A-5, 1.8L, 4cyl	29/41	33	\$1,750			19/29	23	\$2,700	P
<b>Civic Hybrid</b>					15/22				
AV, 1.5L, 4cyl	44/44	44	\$1,300	HEV		17	\$2,850	E85	
<b>Civic Natural Gas</b>					<b>C63 AMG</b>				
A-5, 1.8L, 4cyl	27/38	31	\$1,000	CNG	A-7, 6.2L, 8cyl	13/19	15	\$4,100	P Tax
<b>Insight</b>					<b>CL550 4matic</b>				
AV-S7, 1.3L, 4cyl	41/44	42	\$1,350	HEV	A-7, 4.7L, 8cyl	15/24	18	\$3,450	P T
AV, 1.3L, 4cyl	41/44	42	\$1,350	HEV	<b>CL600</b>				
<b>HYUNDAI</b>					A-5, 5.5L, 12cyl				
<b>Accent</b>					12/18				
A-6, 1.6L, 4cyl	30/40	33	\$1,750			14	\$4,400	P T Tax	
M-6, 1.6L, 4cyl	30/40	34	\$1,700		<b>CL63 AMG</b>				
<b>Veloster</b>					A-7, 5.5L, 8cyl				
AM-6, 1.6L, 4cyl	29/38	32	\$1,800			15/22	18	\$3,450	P T
M-6, 1.6L, 4cyl	28/40	32	\$1,800		<b>CL65 AMG</b>				
<b>KIA</b>					A-5, 6.0L, 12cyl				
<b>Forte Koup</b>					12/18				
A-6, 2.0L, 4cyl	25/34	29	\$2,000			14	\$4,400	P T Tax	
M-6, 2.0L, 4cyl	24/33	28	\$2,050		<b>CLS550</b>				
A-6, 2.4L, 4cyl	23/31	26	\$2,200		A-7, 4.7L, 8cyl	17/25	20	\$3,100	P T
M-6, 2.4L, 4cyl	22/32	26	\$2,200		<b>CLS550 4matic</b>				
<b>Rio</b>					A-7, 4.7L, 8cyl				
A-6, 1.6L, 4cyl	30/40	33	\$1,750			16/25	19	\$3,250	P T
M-6, 1.6L, 4cyl	30/40	34	\$1,700		<b>CLS63 AMG</b>				
<b>LEXUS</b>					A-7, 5.5L, 8cyl				
<b>CT 200h</b>					16/25				
AV, 1.8L, 4cyl	43/40	42	\$1,350	HEV		19	\$3,250	P T	
<b>HS 250h</b>					<b>MINI</b>				
AV, 2.4L, 4cyl	35/34	35	\$1,650	HEV	<b>Cooper Countryman</b>				
<b>MAZDA</b>					A-S6, 1.6L, 4cyl				
<b>2</b>					25/30				
<b>3</b>					27/35				
<b>3 DI 4-Door</b>					30				
<b>MERCEDES-BENZ</b>					<b>Cooper S Countryman</b>				
<b>C250</b>					A-S6, 1.6L, 4cyl				
<b>C300 4matic</b>					25/32				
<b>C350</b>					26/32				
<b>C63 AMG</b>					28				
<b>CL550 4matic</b>					29				
<b>CL600</b>					26				
<b>CL63 AMG</b>					28				
<b>CL65 AMG</b>					26				
<b>CLS550</b>					28				
<b>CLS550 4matic</b>					26				
<b>CLS63 AMG</b>					28				
<b>MINI</b>					<b>MITSUBISHI</b>				
<b>Cooper Countryman</b>					<b>Lancer</b>				
A-S6, 1.6L, 4cyl					AM-6, 2.0L, 4cyl				
25/30					18/25				
27/35					26/34				
30					25/34				
<b>Cooper S Countryman</b>					28				
A-S6, 1.6L, 4cyl					26				
25/32					25/31				
26/32					28				
28					26				
29					26				
<b>Cooper S Countryman All4</b>					26				
A-S6, 1.6L, 4cyl					28				
23/30					26				
25/31					26				
28					26				

Manufacturer Model Configuration (trans, eng size, cyl)	MPG		Annual Fuel Cost	Notes
	City/Hwy	Comb		
<b>Lancer AWD</b>				
AV-S6, 2.4L, 4cyl	22/29	25	\$2,300	
<b>Lancer Evolution</b>				
AM-6, 2.0L, 4cyl	17/22	19	\$3,250	P T
M-5, 2.0L, 4cyl	17/23	19	\$3,250	P T
<b>NISSAN</b>				
<b>Versa</b>				
AV, 1.6L, 4cyl	30/38	33	\$1,750	
M-5, 1.6L, 4cyl	27/36	30	\$1,900	
AV, 1.8L, 4cyl	28/34	30	\$1,900	
A-4, 1.8L, 4cyl	24/32	27	\$2,150	
M-6, 1.8L, 4cyl	26/31	28	\$2,050	
<b>ROLLS-ROYCE</b>				
<b>Phantom Coupe</b>				
A-S6, 6.7L, 12cyl	11/18	14	\$4,400	P Tax
<b>Phantom Drophead Coupe</b>				
A-S6, 6.7L, 12cyl	11/18	14	\$4,400	P Tax
<b>SAAB</b>				
<b>9-3 Convertible</b>				
A-S6, 2.0L, 4cyl	18/28	22	\$2,600	T
	13/21	16	\$3,050	E85
M-6, 2.0L, 4cyl	20/33	25	\$2,300	T
	15/23	18	\$2,700	E85
<b>9-3 Sedan AWD</b>				
A-S6, 2.0L, 4cyl	18/29	22	\$2,600	T
M-6, 2.0L, 4cyl	20/30	24	\$2,400	T
<b>9-3 Sport Sedan</b>				
A-S6, 2.0L, 4cyl	19/29	23	\$2,500	T
	14/20	17	\$2,850	E85
M-6, 2.0L, 4cyl	20/33	25	\$2,300	T
	15/23	18	\$2,700	E85
<b>SCION</b>				
<b>tC</b>				
A-S6, 2.5L, 4cyl	23/31	26	\$2,200	
M-6, 2.5L, 4cyl	23/31	26	\$2,200	
<b>SUBARU</b>				
<b>Impreza AWD</b>				
AV, 2.0L, 4cyl	27/36	30	\$1,900	
M-5, 2.0L, 4cyl	25/34	28	\$2,050	
M-5, 2.5L, 4cyl	19/25	21	\$2,950	P T
M-6, 2.5L, 4cyl	17/23	19	\$3,250	P T
<b>SUZUKI</b>				
<b>Kizashi</b>				
AV, 2.4L, 4cyl	23/30	26	\$2,200	
M-6, 2.4L, 4cyl	20/29	24	\$2,400	
<b>Kizashi AWD</b>				
AV, 2.4L, 4cyl	22/29	25	\$2,300	
<b>Kizashi S</b>				
AV, 2.4L, 4cyl	23/31	26	\$2,200	
M-6, 2.4L, 4cyl	21/31	25	\$2,300	
<b>Kizashi S AWD</b>				
AV, 2.4L, 4cyl	23/30	25	\$2,300	
<b>SX4 Sedan</b>				
AV, 2.0L, 4cyl	25/32	28	\$2,050	
M-6, 2.0L, 4cyl	23/33	26	\$2,200	

Manufacturer Model Configuration (trans, eng size, cyl)	MPG		Annual Fuel Cost	Notes
	City/Hwy	Comb		
<b>SX4 Sport</b>				
AV, 2.0L, 4cyl	23/30	26	\$2,200	
M-6, 2.0L, 4cyl	23/32	26	\$2,200	
<b>TOYOTA</b>				
<b>Corolla</b>				
A-4, 1.8L, 4cyl	26/34	29	\$2,000	
M-5, 1.8L, 4cyl	27/34	30	\$1,900	
<b>Prius c</b>				
AV, 1.5L, 4cyl	53/46	50	\$1,150	HEV
<b>Yaris</b>				
A-4, 1.5L, 4cyl	30/35	32	\$1,800	
M-5, 1.5L, 4cyl	30/38	33	\$1,750	
<b>VOLKSWAGEN</b>				
<b>CC</b>				
A-S6, 2.0L, 4cyl	22/31	25	\$2,450	P T
M-6, 2.0L, 4cyl	21/31	24	\$2,550	P T
<b>CC 4motion</b>				
A-S6, 3.6L, 6cyl	17/25	20	\$3,100	P
<b>Golf</b>				
A-S6, 2.5L, 5cyl	24/31	26	\$2,200	
M-5, 2.5L, 5cyl	23/33	26	\$2,200	
A-S6, 2.0L, 4cyl	30/42	34	\$1,800	D T
M-6, 2.0L, 4cyl	30/42	34	\$1,800	D T
<b>Golf R</b>				
M-6, 2.0L, 4cyl	19/27	22	\$2,800	P T
<b>GTI</b>				
A-S6, 2.0L, 4cyl	24/33	27	\$2,300	P T
M-6, 2.0L, 4cyl	21/31	25	\$2,450	P T
<b>Jetta</b>				
A-S6, 2.0L, 4cyl	23/29	25	\$2,300	
A-S6, 2.0L, 4cyl	24/32	27	\$2,300	P T
M-5, 2.0L, 4cyl	24/34	28	\$2,050	
M-6, 2.0L, 4cyl	22/33	26	\$2,350	P T
A-S6, 2.5L, 5cyl	24/31	26	\$2,200	
M-5, 2.5L, 5cyl	23/33	26	\$2,200	
A-S6, 2.0L, 4cyl	30/42	34	\$1,800	D T
M-6, 2.0L, 4cyl	30/42	34	\$1,800	D T
<b>VOLVO</b>				
<b>C30 FWD</b>				
A-S5, 2.5L, 5cyl	21/30	24	\$2,400	T
M-6, 2.5L, 5cyl	21/29	24	\$2,400	T
<b>S60 AWD</b>				
A-S6, 3.0L, 6cyl	18/26	21	\$2,750	T
<b>S60 FWD</b>				
A-S6, 2.5L, 5cyl	20/30	23	\$2,500	T

**MIDSIZE CARS**

<b>ACURA</b>				
<b>RL</b>				
A-S6, 3.7L, 6cyl	17/24	20	\$3,100	P
<b>TL 2WD</b>				
A-S6, 3.5L, 6cyl	20/29	23	\$2,700	P
<b>TL 4WD</b>				
A-S6, 3.7L, 6cyl	18/26	21	\$2,950	P
M-6, 3.7L, 6cyl	17/25	20	\$3,100	P

Manufacturer Model Configuration (trans, eng size, cyl)	MPG		Annual Fuel Cost	Notes	Manufacturer Model Configuration (trans, eng size, cyl)	MPG		Annual Fuel Cost	Notes
	City/Hwy	Comb				City/Hwy	Comb		
<b>AUDI</b>					<b>Regal eAssist</b>				
<b>A6</b>					AV-S6, 2.4L, 4cyl	25/36	29	\$2,000	HEV
AV, 2.0L, 4cyl	25/33	28	\$2,200	P T	<b>CADILLAC</b>				
<b>A6 quattro</b>					<b>CTS</b>				
A-S8, 3.0L, 6cyl	19/28	22	\$2,800	P S	A-S6, 3.0L, 6cyl	18/27	22	\$2,600	
<b>A7 quattro</b>					A-S6, 3.6L, 6cyl	18/27	21	\$2,750	
A-S8, 3.0L, 6cyl	18/28	22	\$2,800	P S	M-6, 3.6L, 6cyl	16/26	19	\$3,000	
<b>A8</b>					A-S6, 6.2L, 8cyl	12/18	14	\$4,400	P S Tax
A-S8, 4.2L, 8cyl	18/28	21	\$2,950	P	M-6, 6.2L, 8cyl	14/19	16	\$3,850	P S Tax
<b>BENTLEY</b>					<b>CTS AWD</b>				
<b>Continental Flying Spur</b>					A-S6, 3.0L, 6cyl	18/26	21	\$2,750	
A-S6, 6.0L, 12cyl	11/19	14	\$4,400	P T Tax	A-S6, 3.6L, 6cyl	18/27	21	\$2,750	
	8/13	10	\$4,850	E85	<b>CHEVROLET</b>				
<b>Mulsanne</b>					<b>Cruze</b>				
A-S8, 6.8L, 8cyl	11/18	13	\$4,750	P T Tax	A-S6, 1.4L, 4cyl	26/38	30	\$1,900	T
<b>BMW</b>					M-6, 1.4L, 4cyl	26/38	30	\$1,900	T
<b>528i</b>					A-S6, 1.8L, 4cyl	22/35	27	\$2,150	
A-8, 2.0L, 4cyl	23/34	27	\$2,300	P T	M-6, 1.8L, 4cyl	25/36	29	\$2,000	
<b>528i xDrive</b>					<b>Cruze Eco</b>				
A-8, 2.0L, 4cyl	22/32	26	\$2,350	P T	A-6, 1.4L, 4cyl	26/39	31	\$1,850	T
<b>535i</b>					M-6, 1.4L, 4cyl	28/42	33	\$1,750	T
A-S8, 3.0L, 6cyl	21/31	25	\$2,450	P T	<b>Malibu</b>				
M-6, 3.0L, 6cyl	20/30	23	\$2,700	P T	A-S6, 2.4L, 4cyl	22/33	26	\$2,200	
<b>535i xDrive</b>					A-S6, 3.6L, 6cyl	17/26	20	\$2,850	
A-S8, 3.0L, 6cyl	21/30	24	\$2,550	P T	A-S6, 2.4L, 4cyl	22/33	26	\$2,200	
<b>550i</b>						15/23	18	\$2,700	E85
A-S8, 4.4L, 8cyl	15/23	18	\$3,450	P T	<b>Sonic 5</b>				
M-6, 4.4L, 8cyl	15/22	17	\$3,650	P T	A-S6, 1.4L, 4cyl	27/37	31	\$1,850	T
<b>550i xDrive</b>					M-6, 1.4L, 4cyl	29/40	33	\$1,750	T
A-S8, 4.4L, 8cyl	15/20	17	\$3,650	P T	A-S6, 1.8L, 4cyl	25/35	28	\$2,050	
<b>ActiveHybrid 7</b>					M-5, 1.8L, 4cyl	26/35	29	\$2,000	
A-S8, 4.4L, 8cyl	17/24	20	\$3,100	HEV P T	<b>CHRYSLER</b>				
<b>BUICK</b>					<b>200</b>				
<b>LaCrosse</b>					A-4, 2.4L, 4cyl	21/30	24	\$2,400	
A-S6, 3.6L, 6cyl	17/27	21	\$2,750		A-6, 2.4L, 4cyl	20/31	24	\$2,400	
	13/19	15	\$3,250	E85	A-6, 3.6L, 6cyl	19/29	22	\$2,600	
A-S6, 3.6L, 6cyl	17/27	21	\$2,750	MODE		14/21	16	\$3,050	E85
	13/19	15	\$3,250	E85	<b>DODGE</b>				
<b>LaCrosse AWD</b>					<b>Avenger</b>				
A-S6, 3.6L, 6cyl	16/26	20	\$2,850		A-4, 2.4L, 4cyl	21/30	24	\$2,400	
	12/18	14	\$3,450	E85	A-6, 2.4L, 4cyl	20/31	24	\$2,400	
<b>LaCrosse eAssist</b>					A-6, 3.6L, 6cyl	19/29	22	\$2,600	
AV-S6, 2.4L, 4cyl	25/36	29	\$2,000	HEV		14/21	16	\$3,050	E85
<b>Regal</b>					<b>Challenger</b>				
A-S6, 2.0L, 4cyl	19/27	22	\$2,600	T	A-5, 3.6L, 6cyl	18/27	21	\$2,750	
M-6, 2.0L, 4cyl	19/27	22	\$2,600	T	A-5, 5.7L, 8cyl	16/25	19	\$3,150	Mid
A-S6, 2.4L, 4cyl	19/31	23	\$2,500		M-6, 5.7L, 8cyl	15/23	18	\$3,450	P
A-S6, 2.0L, 4cyl	18/29	22	\$2,600	T	<b>Challenger SRT8</b>				
	13/22	16	\$3,050	E85	A-5, 6.4L, 8cyl	14/23	17	\$3,650	P Tax
A-S6, 2.0L, 4cyl	18/29	22	\$2,600	T MODE	M-6, 6.4L, 8cyl	14/23	17	\$3,650	P Tax
	13/22	16	\$3,050	E85	<b>FERRARI</b>				
M-6, 2.0L, 4cyl	20/32	24	\$2,400	T	<b>FF</b>				
	15/22	17	\$2,850	E85	AM-7, 6.3L, 12cyl	11/17	13	\$4,750	P Tax PT4WD
A-S6, 2.4L, 4cyl	19/31	23	\$2,500		AM-7, 6.3L, 12cyl	11/17	13	\$4,750	P Tax PT4WD SS
	15/22	17	\$2,850	E85					

Manufacturer Model Configuration (trans, eng size, cyl)	MPG		Annual Fuel Cost	Notes	Manufacturer Model Configuration (trans, eng size, cyl)	MPG		Annual Fuel Cost	Notes
	City/Hwy	Comb				City/Hwy	Comb		
<b>FORD</b>					<b>Optima</b>				
<b>Fusion AWD</b>					A-6, 2.0L, 4cyl	22/34	26	\$2,200	T
A-S6, 3.5L, 6cyl	17/25	19	\$3,000		A-6, 2.4L, 4cyl	24/35	28	\$2,050	
<b>Fusion AWD FFV</b>					M-6, 2.4L, 4cyl	24/35	28	\$2,050	
A-S6, 3.0L, 6cyl	18/26	20	\$2,850		<b>Optima Hybrid</b>				
	13/19	15	\$3,250	E85	A-6, 2.4L, 4cyl	35/40	37	\$1,550	HEV
<b>Fusion FWD</b>					<b>LEXUS</b>				
A-S6, 2.5L, 4cyl	22/30	25	\$2,300		<b>ES 350</b>				
A-6, 2.5L, 4cyl	23/33	26	\$2,200		A-S6, 3.5L, 6cyl	19/28	22	\$2,600	
M-6, 2.5L, 4cyl	22/29	24	\$2,400		<b>LS 460</b>				
A-S6, 3.5L, 6cyl	18/27	21	\$2,750		A-S8, 4.6L, 8cyl	16/24	19	\$3,250	P
<b>Fusion FWD FFV</b>					<b>LS 460 AWD</b>				
A-S6, 3.0L, 6cyl	20/28	23	\$2,500		A-S8, 4.6L, 8cyl	16/23	18	\$3,450	P
	14/21	16	\$3,050	E85	<b>LS 460 L</b>				
<b>Fusion Hybrid FWD</b>					A-S8, 4.6L, 8cyl	16/24	19	\$3,250	P
AV, 2.5L, 4cyl	41/36	39	\$1,450	HEV	<b>LS 460 L AWD</b>				
<b>Fusion S FWD</b>					A-S8, 4.6L, 8cyl	16/23	18	\$3,450	P
M-6, 2.5L, 4cyl	22/32	25	\$2,300		<b>LS 600h L</b>				
<b>HYUNDAI</b>					AV-S8, 5.0L, 8cyl	19/23	20	\$3,100	HEV P
<b>Elantra</b>					<b>LINCOLN</b>				
A-6, 1.8L, 4cyl	29/40	33	\$1,750		<b>MKZ AWD</b>				
M-6, 1.8L, 4cyl	29/40	33	\$1,750		A-S6, 3.5L, 6cyl	17/25	19	\$3,000	
<b>Sonata Hybrid</b>					<b>MKZ FWD</b>				
A-6, 2.4L, 4cyl	35/40	37	\$1,550	HEV	A-S6, 3.5L, 6cyl	18/27	21	\$2,750	
<b>INFINITI</b>					<b>MKZ Hybrid FWD</b>				
<b>G25</b>					AV, 2.5L, 4cyl	41/36	39	\$1,450	HEV
A-S7, 2.5L, 6cyl	20/29	23	\$2,700	P	<b>MAZDA</b>				
<b>G25x</b>					<b>3 DI 5-Door</b>				
A-S7, 2.5L, 6cyl	19/27	22	\$2,800	P	A-S6, 2.0L, 4cyl	28/39	32	\$1,800	
<b>G37</b>					M-6, 2.0L, 4cyl	27/38	31	\$1,850	
A-S7, 3.7L, 6cyl	19/27	22	\$2,800	P	<b>6</b>				
M-6, 3.7L, 6cyl	17/25	19	\$3,250	P	A-S5, 2.5L, 4cyl	22/31	25	\$2,300	
<b>G37x</b>					M-6, 2.5L, 4cyl	21/30	24	\$2,400	
A-S7, 3.7L, 6cyl	18/25	20	\$3,100	P	A-S6, 3.7L, 6cyl	18/27	21	\$2,750	
<b>M35h</b>					<b>Speed 3</b>				
A-S7, 3.5L, 6cyl	27/32	29	\$2,150	HEV P	M-6, 2.3L, 4cyl	18/25	21	\$2,950	P T
<b>M37</b>					<b>MERCEDES-BENZ</b>				
A-S7, 3.7L, 6cyl	18/26	21	\$2,950	P	<b>E350</b>				
<b>M37x</b>					A-7, 3.5L, 6cyl	20/30	23	\$2,700	P
A-S7, 3.7L, 6cyl	17/24	20	\$3,100	P	<b>E350 4matic</b>				
<b>M56</b>					A-7, 3.5L, 6cyl	19/29	23	\$2,700	P
A-S7, 5.6L, 8cyl	16/24	19	\$3,250	P	<b>E350 Bluetec</b>				
<b>M56x</b>					A-7, 3.0L, 6cyl	21/32	25	\$2,450	D T
A-S7, 5.6L, 8cyl	16/23	18	\$3,450	P	<b>E550 4matic</b>				
<b>JAGUAR</b>					A-7, 4.7L, 8cyl	16/26	20	\$3,100	P T
<b>XF</b>					<b>E63 AMG</b>				
A-S6, 5.0L, 8cyl	16/23	19	\$3,250	P	A-7, 5.5L, 8cyl	16/24	19	\$3,250	P T
A-S6, 5.0L, 8cyl	15/21	17	\$3,650	P S	<b>MITSUBISHI</b>				
<b>KIA</b>					<b>Galant</b>				
<b>Forte</b>					A-S4, 2.4L, 4cyl	21/30	24	\$2,400	
A-6, 2.0L, 4cyl	26/36	29	\$2,000		<b>NISSAN</b>				
M-6, 2.0L, 4cyl	25/34	29	\$2,000		<b>Altima</b>				
A-6, 2.4L, 4cyl	23/32	26	\$2,200		AV-S6, 2.5L, 4cyl	23/32	27	\$2,150	
M-6, 2.4L, 4cyl	22/32	26	\$2,200		AV-S6, 3.5L, 6cyl	20/27	23	\$2,500	
<b>Forte Eco</b>					<b>Leaf</b>				
A-6, 2.0L, 4cyl	27/37	30	\$1,900		A-1, -L, -cyl	106/92	99	\$600	Elec

Manufacturer Model Configuration (trans, eng size, cyl)	MPG		Annual Fuel Cost	Notes	Manufacturer Model Configuration (trans, eng size, cyl)	MPG		Annual Fuel Cost	Notes
	City/Hwy	Comb				City/Hwy	Comb		
<b>Maxima</b>					<b>535i xDrive Gran Turismo</b>				
AV-S6, 3.5L, 6cyl	19/26	22	\$2,800	P	A-S8, 3.0L, 6cyl	18/27	21	\$2,950	P T
<b>Sentra</b>					<b>550i Gran Turismo</b>				
AV, 2.0L, 4cyl	27/34	30	\$1,900		A-S8, 4.4L, 8cyl	15/22	18	\$3,450	P T
M-6, 2.0L, 4cyl	24/31	27	\$2,150		<b>550i xDrive Gran Turismo</b>				
AV-S6, 2.5L, 4cyl	24/30	26	\$2,200		A-S8, 4.4L, 8cyl	15/19	17	\$3,650	P T
M-6, 2.5L, 4cyl	21/28	24	\$2,550	P	<b>740i</b>				
<b>SAAB</b>					A-S6, 3.0L, 6cyl 17/25 20 \$3,100 P T				
<b>9-5 Sedan</b>					<b>740Li</b>				
A-S6, 2.0L, 4cyl	18/28	22	\$2,600	T	A-S6, 3.0L, 6cyl	17/25	20	\$3,100	P T
	13/21	16	\$3,050	E85	<b>750i</b>				
M-6, 2.0L, 4cyl	20/33	25	\$2,300	T	A-S6, 4.4L, 8cyl	15/22	17	\$3,650	P T Tax
	15/23	18	\$2,700	E85	<b>750i xDrive</b>				
<b>9-5 Sedan AWD</b>					A-S6, 4.4L, 8cyl 14/20 16 \$3,850 P T Tax				
A-S6, 2.8L, 6cyl	17/27	20	\$2,850	T	<b>750Li</b>				
<b>SUBARU</b>					A-S6, 4.4L, 8cyl 14/22 17 \$3,650 P T Tax				
<b>Legacy AWD</b>					<b>750Li xDrive</b>				
AV, 2.5L, 4cyl	23/31	26	\$2,200		A-S6, 4.4L, 8cyl	14/20	16	\$3,850	P T Tax
M-6, 2.5L, 4cyl	19/27	22	\$2,600		<b>760Li</b>				
M-6, 2.5L, 4cyl	18/25	21	\$2,950	P T	A-S8, 6.0L, 12cyl	13/19	15	\$4,100	P T Tax
A-S5, 3.6L, 6cyl	18/25	20	\$2,850		<b>ActiveHybrid 7L</b>				
<b>TOYOTA</b>					A-S8, 4.4L, 8cyl 17/24 20 \$3,100 HEV P T				
<b>Camry</b>					<b>Alpina B7 LWB</b>				
A-S6, 2.5L, 4cyl	25/35	28	\$2,050		A-S6, 4.4L, 8cyl	14/22	17	\$3,650	P T Tax
A-S6, 3.5L, 6cyl	21/30	25	\$2,300		<b>Alpina B7 LWB xDrive</b>				
<b>Camry Hybrid LE</b>					A-S6, 4.4L, 8cyl 14/20 16 \$3,850 P T Tax				
AV, 2.5L, 4cyl	43/39	41	\$1,400	HEV	<b>Alpina B7 SWB</b>				
<b>Camry Hybrid XLE</b>					A-S6, 4.4L, 8cyl 14/22 17 \$3,650 P T Tax				
AV, 2.5L, 4cyl	40/38	40	\$1,450	HEV	<b>Alpina B7 SWB xDrive</b>				
<b>Prius</b>					A-S6, 4.4L, 8cyl 14/20 16 \$3,850 P T Tax				
AV, 1.8L, 4cyl	51/48	50	\$1,150	HEV	<b>CHEVROLET</b>				
<b>Prius Plug-in Hybrid</b>					<b>Impala</b>				
AV, 1.8L, 4cyl				See page 30	A-6, 3.6L, 6cyl	18/30	22	\$2,600	
<b>VOLKSWAGEN</b>					A-6, 3.6L, 6cyl 18/30 22 \$2,600				
<b>Passat</b>					13/22 16 \$3,050 E85				
A-S6, 2.5L, 5cyl	22/31	25	\$2,300		<b>CHRYSLER</b>				
M-5, 2.5L, 5cyl	22/32	26	\$2,200		<b>300</b>				
A-S6, 3.6L, 6cyl	20/28	23	\$2,700	P	A-5, 3.6L, 6cyl	18/27	21	\$2,750	
A-S6, 2.0L, 4cyl	30/40	34	\$1,800	D T	A-5, 5.7L, 8cyl	16/25	19	\$3,150	Mid
M-6, 2.0L, 4cyl	31/43	35	\$1,750	D T	A-8, 3.6L, 6cyl	19/31	23	\$2,500	
<b>VOLVO</b>					14/23 17 \$2,850 E85				
<b>S80 AWD</b>					<b>300 AWD</b>				
A-S6, 3.0L, 6cyl	18/26	21	\$2,750	T	A-5, 5.7L, 8cyl	15/23	18	\$3,300	Mid
<b>S80 FWD</b>					A-8, 3.6L, 6cyl 18/27 21 \$2,750				
A-S6, 3.2L, 6cyl	20/29	23	\$2,500		14/20 16 \$3,050 E85				
<b>LARGE CARS</b>									
<b>AUDI</b>									
<b>A8 L</b>									
A-S8, 4.2L, 8cyl	18/28	21	\$2,950	P	<b>300 SRT8</b>				
A-S8, 6.3L, 12cyl	14/21	16	\$3,850	P Tax	A-5, 6.4L, 8cyl	14/23	17	\$3,650	P Tax
<b>BMW</b>									
<b>535i Gran Turismo</b>									
A-S8, 3.0L, 6cyl	19/28	22	\$2,800	P T	<b>DODGE</b>				
					<b>Charger</b>				
					A-5, 3.6L, 6cyl 18/27 21 \$2,750				
					A-5, 5.7L, 8cyl 16/25 19 \$3,150 Mid				
					A-8, 3.6L, 6cyl 19/31 23 \$2,500				
					14/23 17 \$2,850 E85				
					<b>Charger AWD</b>				
					A-5, 5.7L, 8cyl 15/23 18 \$3,300 Mid				
					A-8, 3.6L, 6cyl 18/27 21 \$2,750				
					14/20 16 \$3,050 E85				



Manufacturer Model Configuration (trans, eng size, cyl)	MPG		Annual Fuel Cost	Notes	Manufacturer Model Configuration (trans, eng size, cyl)	MPG		Annual Fuel Cost	Notes
	City/Hwy	Comb				City/Hwy	Comb		
<b>Charger SRT8</b>					<b>Landaulet</b>				
A-5, 6.4L, 8cyl	14/23	17	\$3,650	P Tax	A-5, 5.5L, 12cyl	10/16	12	\$5,150	P T Tax
<b>FORD</b>					<b>MERCEDES-BENZ</b>				
<b>Taurus AWD</b>					<b>S350 Bluetec 4matic</b>				
A-S6, 3.5L, 6cyl	17/26	20	\$2,850		A-7, 3.0L, 6cyl	21/31	25	\$2,450	D T
A-S6, 3.5L, 6cyl	17/25	20	\$2,850	T	<b>S400 Hybrid</b>				
<b>Taurus FWD</b>					A-7, 3.5L, 6cyl				
A-S6, 3.5L, 6cyl	18/27	21	\$2,750		<b>S550</b>				
A-6, 3.5L, 6cyl	18/28	22	\$2,600		A-7, 4.7L, 8cyl				
<b>HONDA</b>					<b>S550 4matic</b>				
<b>Accord</b>					A-7, 4.7L, 8cyl				
A-5, 2.4L, 4cyl	23/34	27	\$2,150		<b>S600</b>				
M-5, 2.4L, 4cyl	23/34	27	\$2,150		A-5, 5.5L, 12cyl				
A-5, 3.5L, 6cyl	20/30	24	\$2,400		<b>S63 AMG</b>				
<b>HYUNDAI</b>					A-7, 5.5L, 8cyl				
<b>Azera</b>					<b>S65 AMG</b>				
A-6, 3.3L, 6cyl	20/29	23	\$2,500		A-5, 6.0L, 12cyl				
<b>Equus</b>					<b>PORSCHE</b>				
A-8, 5.0L, 8cyl	15/23	18	\$3,450	P	<b>Panamera</b>				
<b>Genesis</b>					A-7, 3.6L, 6cyl				
A-8, 3.8L, 6cyl	19/29	22	\$2,600		<b>Panamera 4</b>				
A-8, 4.6L, 8cyl	17/26	20	\$3,100	P	A-7, 3.6L, 6cyl				
A-8, 5.0L, 8cyl	17/26	20	\$3,100	P	<b>Panamera 4S</b>				
<b>Genesis R-Spec</b>					A-7, 4.8L, 8cyl				
A-8, 5.0L, 8cyl	16/25	19	\$3,250	P	<b>Panamera S</b>				
<b>Sonata</b>					A-7, 4.8L, 8cyl				
A-6, 2.0L, 4cyl	22/34	26	\$2,200	T	<b>Panamera S Hybrid</b>				
A-6, 2.4L, 4cyl	24/35	28	\$2,050		A-8, 3.0L, 6cyl				
M-6, 2.4L, 4cyl	24/35	28	\$2,050		<b>Panamera Turbo</b>				
<b>JAGUAR</b>					A-7, 4.8L, 8cyl				
<b>XJ</b>					<b>Panamera Turbo S</b>				
A-S6, 5.0L, 8cyl	16/23	19	\$3,250	P	A-7, 4.8L, 8cyl				
A-S6, 5.0L, 8cyl	15/21	17	\$3,650	P S LWB	<b>ROLLS-ROYCE</b>				
A-S6, 5.0L, 8cyl	15/21	17	\$3,650	P S	<b>Ghost</b>				
<b>XJ LWB</b>					A-S8, 6.6L, 12cyl				
A-S6, 5.0L, 8cyl	15/22	18	\$3,450	P	<b>Ghost EWB</b>				
<b>LINCOLN</b>					A-S8, 6.6L, 12cyl				
<b>MKS AWD</b>					<b>Phantom</b>				
A-S6, 3.5L, 6cyl	17/25	20	\$2,850	T	A-S6, 6.7L, 12cyl				
A-S6, 3.7L, 6cyl	16/23	19	\$3,000		<b>Phantom EWB</b>				
<b>MKS FWD</b>					A-S6, 6.7L, 12cyl				
A-S6, 3.5L, 6cyl	17/25	20	\$2,850		<b>TESLA</b>				
<b>MASERATI</b>					<b>Model S</b>				
<b>Quattroporte</b>					▶ A-1, -L, -cyl				
A-6, 4.7L, 8cyl	12/19	15	\$4,100	P Tax	88/90 89 \$700 <b>Elec</b>				
<b>MAYBACH</b>					<b>TOYOTA</b>				
<b>57</b>					<b>Avalon</b>				
A-5, 5.5L, 12cyl	10/16	12	\$5,150	P T Tax	A-S6, 3.5L, 6cyl				
<b>57 S</b>					19/28 23 \$2,500				
A-5, 5.5L, 12cyl	10/16	12	\$5,150	P T Tax	<b>SMALL STATION WAGONS</b>				
<b>62</b>					<b>ACURA</b>				
A-5, 5.5L, 12cyl	10/16	12	\$5,150	P T Tax	<b>TSX Wagon</b>				
<b>62 S</b>					A-S5, 2.4L, 4cyl				
A-5, 5.5L, 12cyl	10/16	12	\$5,150	P T Tax	22/30 25 \$2,450 P				
<b>62 S</b>					<b>AUDI</b>				
A-5, 5.5L, 12cyl	10/16	12	\$5,150	P T Tax	<b>A3</b>				
					A-S6, 2.0L, 4cyl				
					22/28 24 \$2,550 P T				
					M-6, 2.0L, 4cyl				
					21/30 24 \$2,550 P T				
					▶ A-S6, 2.0L, 4cyl				
					30/42 34 \$1,800 <b>D T</b>				

Manufacturer Model Configuration (trans, eng size, cyl)	MPG		Annual Fuel Cost	Notes	Manufacturer Model Configuration (trans, eng size, cyl)	MPG		Annual Fuel Cost	Notes
	City/Hwy	Comb				City/Hwy	Comb		
<b>A3 quattro</b>					<b>Juke</b>				
A-S6, 2.0L, 4cyl	21/28	24	\$2,550	P T	AV-S6, 1.6L, 4cyl	27/32	29	\$2,150	P T
<b>A4 Avant quattro</b>					M-6, 1.6L, 4cyl 25/31 27 \$2,300 P T				
A-S8, 2.0L, 4cyl	21/29	24	\$2,550	P T	<b>Juke AWD</b>				
<b>BMW</b>					AV-S6, 1.6L, 4cyl 25/30 27 \$2,300 P T				
<b>328i Sport Wagon</b>					<b>SAAB</b>				
A-S6, 3.0L, 6cyl	18/27	21	\$2,950	P	<b>9-3 SportCombi</b>				
M-6, 3.0L, 6cyl	17/26	20	\$3,100	P	A-S6, 2.0L, 4cyl	18/28	22	\$2,600	T
<b>328i xDrive Sport Wagon</b>					13/21 16 \$3,050 E85				
A-S6, 3.0L, 6cyl	17/25	20	\$3,100	P	M-6, 2.0L, 4cyl	20/33	25	\$2,300	T
M-6, 3.0L, 6cyl	17/25	20	\$3,100	P	15/23 18 \$2,700 E85				
<b>CADILLAC</b>					<b>9-3X SportCombi AWD</b>				
<b>CTS Wagon</b>					A-S6, 2.0L, 4cyl 18/29 22 \$2,600 T				
A-S6, 3.0L, 6cyl	18/27	22	\$2,600		M-6, 2.0L, 4cyl	20/30	24	\$2,400	T
A-S6, 3.6L, 6cyl	18/26	21	\$2,750		<b>SCION</b>				
A-S6, 6.2L, 8cyl	12/18	14	\$4,400	P S Tax	<b>xB</b>				
M-6, 6.2L, 8cyl	14/19	16	\$3,850	P S Tax	A-S4, 2.4L, 4cyl	22/28	24	\$2,400	
<b>CTS Wagon AWD</b>					M-5, 2.4L, 4cyl 22/28 24 \$2,400				
A-S6, 3.0L, 6cyl	18/26	21	\$2,750		<b>SUBARU</b>				
A-S6, 3.6L, 6cyl	18/26	21	\$2,750		<b>Impreza Wagon/Outback Sport AWD</b>				
<b>DODGE</b>					AV, 2.0L, 4cyl 27/36 30 \$1,900				
<b>Caliber</b>					M-5, 2.0L, 4cyl 25/33 28 \$2,050				
AV, 2.0L, 4cyl	23/27	24	\$2,400		M-5, 2.5L, 4cyl	19/25	21	\$2,950	P T
M-5, 2.0L, 4cyl	24/32	27	\$2,150		M-6, 2.5L, 4cyl	17/23	19	\$3,250	P T
AV, 2.4L, 4cyl	22/27	24	\$2,400		<b>SUZUKI</b>				
<b>HONDA</b>					<b>SX4</b>				
<b>Fit</b>					AV, 2.0L, 4cyl 23/30 26 \$2,200				
A-S5, 1.5L, 4cyl	27/33	30	\$1,900		M-6, 2.0L, 4cyl	22/30	25	\$2,300	
A-5, 1.5L, 4cyl	28/35	31	\$1,850		<b>SX4 AWD</b>				
M-5, 1.5L, 4cyl	27/33	29	\$2,000		AV, 2.0L, 4cyl	23/29	25	\$2,300	
<b>HYUNDAI</b>					M-6, 2.0L, 4cyl 22/30 25 \$2,300				
<b>Elantra Touring</b>					<b>TOYOTA</b>				
A-4, 2.0L, 4cyl	23/30	26	\$2,200		<b>Matrix</b>				
M-5, 2.0L, 4cyl	23/31	26	\$2,200		A-4, 1.8L, 4cyl	25/32	28	\$2,050	
<b>INFINITI</b>					M-5, 1.8L, 4cyl 26/32 29 \$2,000				
<b>EX35</b>					A-S5, 2.4L, 4cyl 21/29 24 \$2,400				
A-S7, 3.5L, 6cyl	17/24	20	\$3,100	P	A-4, 2.4L, 4cyl	20/26	22	\$2,600	
<b>EX35 AWD</b>					M-5, 2.4L, 4cyl 21/28 24 \$2,400				
A-S7, 3.5L, 6cyl	17/24	19	\$3,250	P	<b>VOLKSWAGEN</b>				
<b>KIA</b>					<b>Jetta SportWagen</b>				
<b>Soul</b>					A-S6, 2.5L, 5cyl 24/31 26 \$2,200				
A-6, 1.6L, 4cyl	27/35	30	\$1,900		M-5, 2.5L, 5cyl	23/33	26	\$2,200	
M-6, 1.6L, 4cyl	27/35	30	\$1,900		A-S6, 2.0L, 4cyl	29/39	33	\$1,850	D T
A-6, 2.0L, 4cyl	26/34	29	\$2,000		M-6, 2.0L, 4cyl	30/42	34	\$1,800	D T
M-6, 2.0L, 4cyl	26/34	29	\$2,000		<b>MIDSIZE STATION WAGONS</b>				
<b>Soul Eco</b>					<b>KIA</b>				
A-6, 1.6L, 4cyl	29/36	32	\$1,800		<b>Rondo</b>				
A-6, 2.0L, 4cyl	27/35	30	\$1,900		A-4, 2.4L, 4cyl	20/27	22	\$2,600	
<b>MITSUBISHI</b>					A-5, 2.7L, 6cyl 18/26 21 \$2,750				
<b>Lancer Sportback</b>					<b>MERCEDES-BENZ</b>				
AV-S6, 2.0L, 4cyl	24/32	27	\$2,150		<b>E350 4matic (wagon)</b>				
AV-S6, 2.4L, 4cyl	22/29	25	\$2,300		A-7, 3.5L, 6cyl	19/27	22	\$2,800	P
<b>NISSAN</b>					<b>E63 AMG (wagon)</b>				
<b>Cube</b>					A-7, 5.5L, 8cyl 15/23 18 \$3,450 P T				
AV, 1.8L, 4cyl	27/31	28	\$2,050						
M-6, 1.8L, 4cyl	25/30	27	\$2,150						

Manufacturer Model Configuration (trans, eng size, cyl)	MPG		Annual Fuel Cost	Notes
	City/Hwy	Comb		
<b>TOYOTA</b>				
<b>Prius v</b>				
▶ AV, 1.8L, 4cyl	44/40	42	\$1,350	HEV

**SMALL PICKUP TRUCKS 2WD**

<b>CHEVROLET</b>				
<b>Colorado 2WD</b>				
A-4, 2.9L, 4cyl	18/25	21	\$2,750	
M-5, 2.9L, 4cyl	18/25	21	\$2,750	
A-4, 3.7L, 5cyl	17/23	19	\$3,000	
A-4, 5.3L, 8cyl	14/20	16	\$3,600	
<b>Colorado Cab Chassis inc 2WD</b>				
A-4, 3.7L, 5cyl	15/20	17	\$3,400	
<b>Colorado Crew Cab 2WD</b>				
A-4, 2.9L, 4cyl	18/25	21	\$2,750	
M-5, 2.9L, 4cyl	18/25	21	\$2,750	
A-4, 3.7L, 5cyl	17/23	19	\$3,000	
A-4, 5.3L, 8cyl	14/20	16	\$3,600	

<b>GMC</b>				
<b>Canyon 2WD</b>				
A-4, 2.9L, 4cyl	18/25	21	\$2,750	
M-5, 2.9L, 4cyl	18/25	21	\$2,750	
A-4, 3.7L, 5cyl	17/23	19	\$3,000	
A-4, 5.3L, 8cyl	14/20	16	\$3,600	
<b>Canyon Cab Chassis Inc 2WD</b>				
A-4, 3.7L, 5cyl	15/20	17	\$3,400	
<b>Canyon Crew Cab 2WD</b>				
A-4, 2.9L, 4cyl	18/25	21	\$2,750	
M-5, 2.9L, 4cyl	18/25	21	\$2,750	
A-4, 3.7L, 5cyl	17/23	19	\$3,000	
A-4, 5.3L, 8cyl	14/20	16	\$3,600	

<b>NISSAN</b>				
<b>Frontier 2WD</b>				
A-5, 2.5L, 4cyl	17/22	19	\$3,000	
M-5, 2.5L, 4cyl	19/23	21	\$2,750	
A-5, 4.0L, 6cyl	15/20	17	\$3,400	
M-6, 4.0L, 6cyl	16/20	17	\$3,400	
<b>SUZUKI</b>				
<b>Equator 2WD</b>				
A-5, 2.5L, 4cyl	17/22	19	\$3,000	
M-5, 2.5L, 4cyl	19/23	21	\$2,750	
A-5, 4.0L, 6cyl	15/20	17	\$3,400	

<b>TOYOTA</b>				
<b>Tacoma 2WD</b>				
A-4, 2.7L, 4cyl	19/24	21	\$2,750	
▶ M-5, 2.7L, 4cyl	21/25	22	\$2,600	
A-5, 4.0L, 6cyl	17/21	19	\$3,000	
M-6, 4.0L, 6cyl	16/21	18	\$3,200	

<b>SMALL PICKUP TRUCKS 4WD</b>				
<b>CHEVROLET</b>				
<b>Colorado 4WD</b>				
A-4, 2.9L, 4cyl	17/23	20	\$2,850	
M-5, 2.9L, 4cyl	18/24	20	\$2,850	
A-4, 3.7L, 5cyl	17/23	19	\$3,000	
A-4, 5.3L, 8cyl	14/19	16	\$3,600	

Manufacturer Model Configuration (trans, eng size, cyl)	MPG		Annual Fuel Cost	Notes
	City/Hwy	Comb		
<b>Colorado Cab Chassis inc 4WD</b>				
A-4, 3.7L, 5cyl	16/21	18	\$3,200	
<b>Colorado Crew Cab 4WD</b>				
A-4, 3.7L, 5cyl	16/21	18	\$3,200	
A-4, 5.3L, 8cyl	14/19	16	\$3,600	

<b>GMC</b>				
<b>Canyon 4WD</b>				
A-4, 2.9L, 4cyl	17/23	20	\$2,850	
M-5, 2.9L, 4cyl	18/24	20	\$2,850	
A-4, 3.7L, 5cyl	17/23	19	\$3,000	
A-4, 5.3L, 8cyl	14/19	16	\$3,600	
<b>Canyon Cab Chassis Inc 4WD</b>				
A-4, 3.7L, 5cyl	16/21	18	\$3,200	
<b>Canyon Crew Cab 4WD</b>				
A-4, 3.7L, 5cyl	16/21	18	\$3,200	
A-4, 5.3L, 8cyl	14/19	16	\$3,600	

<b>NISSAN</b>				
<b>Frontier 4WD</b>				
A-5, 4.0L, 6cyl	14/19	16	\$3,600	
M-6, 4.0L, 6cyl	15/20	17	\$3,400	
<b>SUZUKI</b>				
<b>Equator 4WD</b>				
A-5, 4.0L, 6cyl	15/19	16	\$3,600	

<b>TOYOTA</b>				
<b>Tacoma 4WD</b>				
A-4, 2.7L, 4cyl	18/21	19	\$3,000	PT4WD
M-5, 2.7L, 4cyl	18/20	19	\$3,000	PT4WD
A-5, 4.0L, 6cyl	16/21	18	\$3,200	PT4WD
M-6, 4.0L, 6cyl	15/19	17	\$3,400	PT4WD

<b>STANDARD PICKUP TRUCKS 2WD</b>				
<b>CHEVROLET</b>				
<b>Silverado 15 Hybrid 2WD</b>				
▶ AV, 6.0L, 8cyl	20/23	21	\$2,750	HEV
<b>Silverado C15 2WD</b>				
A-4, 4.3L, 6cyl	15/20	17	\$3,400	
A-4, 4.8L, 8cyl	14/19	16	\$3,600	
	10/14	12	\$4,050	E85
A-6, 5.3L, 8cyl	15/21	17	\$3,400	
	11/16	13	\$3,750	E85
A-6, 6.2L, 8cyl	13/18	14	\$4,100	
	9/13	11	\$4,400	E85
<b>Silverado C15 XFE 2WD</b>				
A-6, 5.3L, 8cyl	15/22	18	\$3,200	
	11/16	13	\$3,750	E85

<b>DODGE</b>				
<b>Ram 1500 Pickup 2WD</b>				
A-4, 3.7L, 6cyl	14/20	16	\$3,600	
A-6, 5.7L, 8cyl	14/20	16	\$3,700	Mid
A-6, 4.7L, 8cyl	14/20	16	\$3,600	
	10/12	11	\$4,400	E85

<b>FORD</b>				
<b>F150 Pickup 2WD</b>				
A-S6, 3.5L, 6cyl	16/22	18	\$3,200	T
A-6, 3.5L, 6cyl	16/22	18	\$3,200	T
A-S6, 6.2L, 8cyl	13/18	14	\$4,100	

Manufacturer Model Configuration (trans, eng size, cyl)	MPG		Annual Fuel Cost	Notes
	City/Hwy	Comb		
<b>F150 Pickup 2WD FFV</b>				
A-S6, 3.7L, 6cyl	17/23	19	\$3,000	
	12/17	14	\$3,450	E85
A-6, 3.7L, 6cyl	17/23	19	\$3,000	
	12/17	14	\$3,450	E85
A-S6, 5.0L, 8cyl	15/21	17	\$3,400	
	11/15	13	\$3,750	E85
A-6, 5.0L, 8cyl	15/21	17	\$3,400	
	11/15	13	\$3,750	E85

**GMC****Sierra 15 Hybrid 2WD**

▶ AV, 6.0L, 8cyl	20/23	21	\$2,750	HEV
------------------	-------	----	---------	-----

**Sierra C15 2WD**

A-4, 4.3L, 6cyl	15/20	17	\$3,400	
A-4, 4.8L, 8cyl	14/19	16	\$3,600	
	10/14	12	\$4,050	E85
A-6, 5.3L, 8cyl	15/21	17	\$3,400	
	11/16	13	\$3,750	E85
A-6, 6.2L, 8cyl	13/18	14	\$4,100	
	9/13	11	\$4,400	E85

**Sierra C15 XFE 2WD**

A-6, 5.3L, 8cyl	15/22	18	\$3,200	
	11/16	13	\$3,750	E85

**NISSAN****Titan 2WD**

A-5, 5.6L, 8cyl	13/18	15	\$3,850	
A-5, 5.6L, 8cyl	13/18	15	\$3,850	
	9/13	11	\$4,400	E85

**TOYOTA****Tundra 2WD**

A-S5, 4.0L, 6cyl	16/20	18	\$3,200	
A-S6, 4.6L, 8cyl	15/20	17	\$3,400	
A-S6, 5.7L, 8cyl	14/18	15	\$3,850	

**STANDARD PICKUP TRUCKS 4WD****CHEVROLET****Silverado 15 Hybrid 4WD**

▶ AV, 6.0L, 8cyl	20/23	21	\$2,750	HEV
------------------	-------	----	---------	-----

**Silverado K15 4WD**

A-4, 4.3L, 6cyl	14/18	15	\$3,850	
A-4, 4.8L, 8cyl	13/18	15	\$3,850	
	10/13	11	\$4,400	E85
A-6, 5.3L, 8cyl	15/21	17	\$3,400	
	11/16	13	\$3,750	E85
A-6, 6.2L, 8cyl	12/18	14	\$4,100	
	9/13	10	\$4,850	E85

**DODGE****Ram 1500 Pickup 4WD**

A-6, 5.7L, 8cyl	13/19	15	\$3,950	Mid
A-6, 4.7L, 8cyl	14/19	16	\$3,600	
	10/12	11	\$4,400	E85

**FORD****F150 Pickup 4WD**

A-S6, 3.5L, 6cyl	15/21	17	\$3,400	T PT4WD
A-6, 3.5L, 6cyl	15/21	17	\$3,400	T PT4WD
A-S6, 6.2L, 8cyl	12/16	13	\$4,400	PT4WD

Manufacturer Model Configuration (trans, eng size, cyl)	MPG		Annual Fuel Cost	Notes
	City/Hwy	Comb		
<b>F150 Pickup 4WD FFV</b>				
A-S6, 3.7L, 6cyl	16/21	18	\$3,200	PT4WD
	12/15	13	\$3,750	E85
A-6, 3.7L, 6cyl	16/21	18	\$3,200	PT4WD
	12/15	13	\$3,750	E85
A-S6, 5.0L, 8cyl	14/19	16	\$3,600	PT4WD
	11/14	12	\$4,050	E85
A-6, 5.0L, 8cyl	14/19	16	\$3,600	PT4WD
	11/14	12	\$4,050	E85

**F150 Raptor Pickup 4WD**

A-S6, 6.2L, 8cyl	11/16	13	\$4,400	PT4WD
------------------	-------	----	---------	-------

**GMC****Sierra 15 Hybrid 4WD**

▶ AV, 6.0L, 8cyl	20/23	21	\$2,750	HEV
------------------	-------	----	---------	-----

**Sierra K15 4WD**

A-4, 4.3L, 6cyl	14/18	15	\$3,850	
A-4, 4.8L, 8cyl	13/18	15	\$3,850	
	10/13	11	\$4,400	E85
A-6, 5.3L, 8cyl	15/21	17	\$3,400	
	11/16	13	\$3,750	E85
A-6, 6.2L, 8cyl	12/18	14	\$4,100	
	9/13	10	\$4,850	E85

**Sierra K15 AWD**

A-6, 6.2L, 8cyl	12/18	14	\$4,100	
	9/13	10	\$4,850	E85

**HONDA****Ridgeline Truck 4WD**

A-5, 3.5L, 6cyl	15/21	17	\$3,400	
-----------------	-------	----	---------	--

**NISSAN****Titan 4WD**

A-5, 5.6L, 8cyl	12/17	14	\$4,100	
A-5, 5.6L, 8cyl	12/17	14	\$4,100	
	9/12	10	\$4,850	E85

**TOYOTA****Tundra 4WD**

A-S6, 4.6L, 8cyl	14/19	16	\$3,600	PT4WD
A-S6, 5.7L, 8cyl	13/17	14	\$4,100	PT4WD

**Tundra 4WD FFV**

A-S6, 5.7L, 8cyl	13/18	15	\$3,850	PT4WD
	9/13	11	\$4,400	E85

**VANS, CARGO TYPE****CHEVROLET****Express 1500 2WD Cargo**

▶ A-4, 4.3L, 6cyl	15/20	17	\$3,400	
A-4, 5.3L, 8cyl	13/18	15	\$3,850	
	10/13	11	\$4,400	E85

**Express 1500 2WD Conversion Cargo**

A-4, 5.3L, 8cyl	13/17	14	\$4,100	
	10/13	11	\$4,400	E85

**Express 1500 AWD Cargo**

A-4, 5.3L, 8cyl	13/17	14	\$4,100	
	9/12	10	\$4,850	E85

**Express 1500 AWD Conversion Cargo**

A-4, 5.3L, 8cyl	13/17	14	\$4,100	
	9/12	10	\$4,850	E85

Manufacturer Model Configuration (trans, eng size, cyl)	MPG		Annual Fuel Cost	Notes
	City/Hwy	Comb		
<b>Express 2500 2WD Cargo MDPV</b>				
A-6, 6.0L, 8cyl	10/15	12	\$4,800	
	7/11	9	\$5,400	E85
<b>Express 2500 2WD Conversion Cargo</b>				
A-6, 6.0L, 8cyl	10/15	12	\$4,800	
	7/11	9	\$5,400	E85
<b>Express 3500 2WD Cargo MDPV</b>				
A-6, 6.0L, 8cyl	10/14	11	\$5,200	
	7/11	9	\$5,400	E85

**FORD**

<b>E150 Van FFV</b>				
A-4, 4.6L, 8cyl	13/17	15	\$3,850	
	9/12	10	\$4,850	E85
A-4, 5.4L, 8cyl	12/16	14	\$4,100	
	9/12	10	\$4,850	E85
<b>E250 Van FFV</b>				
A-4, 4.6L, 8cyl	13/17	15	\$3,850	
	9/12	10	\$4,850	E85
A-4, 5.4L, 8cyl	12/16	14	\$4,100	
	9/12	10	\$4,850	E85
<b>E350 Van</b>				
A-5, 6.8L, 10cyl	10/14	12	\$4,800	
<b>E350 Van FFV</b>				
A-4, 5.4L, 8cyl	12/16	13	\$4,400	
	9/12	10	\$4,850	E85

**GMC**

<b>Savana 1500 AWD (cargo)</b>				
A-4, 5.3L, 8cyl	13/17	14	\$4,100	
	9/12	10	\$4,850	E85
<b>Savana 1500 AWD Conversion (cargo)</b>				
A-4, 5.3L, 8cyl	13/17	14	\$4,100	
	9/12	10	\$4,850	E85
<b>Savana 1500 2WD (cargo)</b>				
A-4, 4.3L, 6cyl	15/20	17	\$3,400	
A-4, 5.3L, 8cyl	13/18	15	\$3,850	
	10/13	11	\$4,400	E85
<b>Savana 1500 2WD Conversion (cargo)</b>				
A-4, 5.3L, 8cyl	13/17	14	\$4,100	
	10/13	11	\$4,400	E85
<b>Savana 2500 2WD (cargo) MDPV</b>				
A-6, 6.0L, 8cyl	10/15	12	\$4,800	
	7/11	9	\$5,400	E85
<b>Savana 2500 2WD Conversion (cargo)</b>				
A-6, 6.0L, 8cyl	10/15	12	\$4,800	
	7/11	9	\$5,400	E85
<b>Savana 3500 2WD (cargo) MDPV</b>				
A-6, 6.0L, 8cyl	10/14	11	\$5,200	
	7/11	9	\$5,400	E85

**VANS, PASSENGER TYPE**

**CHEVROLET**

<b>Express 1500 2WD Passenger</b>				
A-4, 5.3L, 8cyl	13/17	14	\$4,100	
	10/13	11	\$4,400	E85
<b>Express 1500 AWD Passenger</b>				
A-4, 5.3L, 8cyl	13/17	14	\$4,100	
	9/12	10	\$4,850	E85

Manufacturer Model Configuration (trans, eng size, cyl)	MPG		Annual Fuel Cost	Notes
	City/Hwy	Comb		
<b>Express 2500 2WD Passenger MDPV</b>				
A-6, 4.8L, 8cyl	11/17	13	\$4,400	
	8/12	10	\$4,850	E85
A-6, 6.0L, 8cyl	11/16	13	\$4,400	
	8/11	9	\$5,400	E85
<b>Express 3500 2WD Passenger MDPV</b>				
A-6, 4.8L, 8cyl	11/17	13	\$4,400	
	8/12	10	\$4,850	E85
A-6, 6.0L, 8cyl	10/15	12	\$4,800	
	8/11	9	\$5,400	E85

**FORD**

<b>E150 Wagon FFV</b>				
A-4, 4.6L, 8cyl	13/16	14	\$4,100	
	9/12	10	\$4,850	E85
A-4, 5.4L, 8cyl	12/16	13	\$4,400	
	9/12	10	\$4,850	E85
<b>E350 Wagon</b>				
A-5, 6.8L, 10cyl	10/13	11	\$5,200	
<b>E350 Wagon FFV</b>				
A-4, 5.4L, 8cyl	11/15	13	\$4,400	
	9/11	10	\$4,850	E85

**GMC**

<b>Savana 1500 2WD (Passenger)</b>				
A-4, 5.3L, 8cyl	13/17	14	\$4,100	
	10/13	11	\$4,400	E85
<b>Savana 1500 AWD (Passenger)</b>				
A-4, 5.3L, 8cyl	13/17	14	\$4,100	
	9/12	10	\$4,850	E85
<b>Savana 2500 2WD (Passenger) MDPV</b>				
A-6, 4.8L, 8cyl	11/17	13	\$4,400	
	8/12	10	\$4,850	E85
A-6, 6.0L, 8cyl	11/16	13	\$4,400	
	8/11	9	\$5,400	E85
<b>Savana 3500 2WD (Passenger) MDPV</b>				
A-6, 4.8L, 8cyl	11/17	13	\$4,400	
	8/12	10	\$4,850	E85
A-6, 6.0L, 8cyl	10/15	12	\$4,800	
	8/11	9	\$5,400	E85

**SPECIAL PURPOSE VEHICLE 2WD**

**AZURE DYNAMICS**

<b>Transit Connect Electric Van</b>				
A-1, -L, -cyl	62/62	62	\$950	Elec
<b>Transit Connect Electric Wagon</b>				
A-1, -L, -cyl	62/62	62	\$950	Elec

**FORD**

<b>Transit Connect Van</b>				
A-4, 2.0L, 4cyl	21/27	23	\$2,500	
<b>Transit Connect Wagon FWD</b>				
A-4, 2.0L, 4cyl	22/27	24	\$2,400	

**VPG**

<b>MV-1</b>				
A-4, 4.6L, 8cyl	13/18	15	\$3,850	
<b>MV-1 CNG</b>				
A-4, 4.6L, 8cyl	11/16	13	\$2,350	CNG

Manufacturer Model Configuration (trans, eng size, cyl)	MPG		Annual Fuel Cost	Notes	Manufacturer Model Configuration (trans, eng size, cyl)	MPG		Annual Fuel Cost	Notes
	City/Hwy	Comb				City/Hwy	Comb		
<b>MINIVANS 2WD</b>					<b>Escalade Hybrid 2WD</b>				
<b>CHRYSLER</b>					AV, 6.0L, 8cyl	20/23	21	\$2,750	HEV
<b>Town and Country</b>					<b>SRX 2WD</b>				
A-6, 3.6L, 6cyl	17/25	20	\$2,850		A-S6, 3.6L, 6cyl	17/24	19	\$3,000	
	12/18	14	\$3,450	E85		12/18	14	\$3,450	E85
<b>DODGE</b>					<b>CHEVROLET</b>				
<b>Grand Caravan</b>					<b>Avalanche 1500 2WD</b>				
A-6, 3.6L, 6cyl	17/25	20	\$2,850		A-6, 5.3L, 8cyl	15/21	17	\$3,400	
	12/18	14	\$3,450	E85		11/16	13	\$3,750	E85
<b>HONDA</b>					<b>Captiva FWD</b>				
<b>Odyssey</b>					A-6, 2.4L, 4cyl	20/28	23	\$2,500	
A-5, 3.5L, 6cyl	18/27	21	\$2,750		A-6, 3.0L, 6cyl	17/24	19	\$3,000	
A-6, 3.5L, 6cyl	19/28	22	\$2,600		<b>Equinox FWD</b>				
<b>KIA</b>					A-6, 2.4L, 4cyl	22/32	26	\$2,200	
<b>Sedona</b>					A-6, 3.0L, 6cyl	17/24	20	\$2,850	
A-6, 3.5L, 6cyl	18/25	21	\$2,750		A-6, 2.4L, 4cyl	22/32	26	\$2,200	
<b>MAZDA</b>						15/22	18	\$2,700	E85
<b>5</b>					A-6, 3.0L, 6cyl	17/24	20	\$2,850	
A-S5, 2.5L, 4cyl	21/28	24	\$2,400			12/18	14	\$3,450	E85
M-6, 2.5L, 4cyl	21/28	24	\$2,400		<b>Suburban 1500 2WD</b>				
<b>NISSAN</b>					A-6, 5.3L, 8cyl	15/21	17	\$3,400	
<b>Quest</b>						11/16	13	\$3,750	E85
AV, 3.5L, 6cyl	19/24	21	\$2,750		<b>Suburban 2500 2WD</b>				
<b>RAM</b>					A-6, 6.0L, 8cyl	10/16	12	\$4,800	
<b>C/V Cargo Van</b>					<b>Tahoe 1500 2WD</b>				
A-6, 3.6L, 6cyl	17/25	20	\$2,850		A-6, 5.3L, 8cyl	15/21	17	\$3,400	
	12/18	14	\$3,450	E85		11/16	13	\$3,750	E85
<b>TOYOTA</b>					<b>Tahoe Hybrid 2WD</b>				
<b>Sienna 2WD</b>					AV, 6.0L, 8cyl	20/23	21	\$2,750	HEV
A-S6, 2.7L, 4cyl	19/24	21	\$2,750		<b>Traverse FWD</b>				
A-S6, 3.5L, 6cyl	18/25	21	\$2,750		A-6, 3.6L, 6cyl	17/24	19	\$3,000	
<b>VOLKSWAGEN</b>					<b>DODGE</b>				
<b>Routan</b>					<b>Durango 2WD</b>				
A-6, 3.6L, 6cyl	17/25	20	\$2,850		A-6, 5.7L, 8cyl	14/20	16	\$3,700	Mid
	12/18	14	\$3,450	E85	A-5, 3.6L, 6cyl	16/23	19	\$3,000	
						12/17	14	\$3,450	E85
<b>MINIVANS 4WD</b>					<b>Journey FWD</b>				
<b>TOYOTA</b>					A-4, 2.4L, 4cyl	19/26	22	\$2,600	
<b>Sienna AWD</b>					A-6, 3.6L, 6cyl	17/25	20	\$2,850	
A-S6, 3.5L, 6cyl	17/23	19	\$3,000			13/18	15	\$3,250	E85
<b>SPORT UTILITY VEHICLES 2WD</b>					<b>FORD</b>				
<b>ACURA</b>					<b>Edge FWD</b>				
<b>RDX 2WD</b>					A-6, 2.0L, 4cyl	21/30	24	\$2,400	T
A-S5, 2.3L, 4cyl	19/24	21	\$2,950	P T	A-S6, 3.5L, 6cyl	19/27	22	\$2,600	
<b>BUICK</b>					A-S6, 3.7L, 6cyl	19/26	22	\$2,600	
<b>Enclave FWD</b>					<b>Escape FWD</b>				
A-6, 3.6L, 6cyl	17/24	19	\$3,000		A-6, 2.5L, 4cyl	21/28	23	\$2,500	
<b>CADILLAC</b>					M-5, 2.5L, 4cyl	23/28	25	\$2,300	
<b>Escalade 2WD</b>					<b>Escape FWD FFV</b>				
A-6, 6.2L, 8cyl	14/18	16	\$3,600		A-6, 3.0L, 6cyl	19/25	21	\$2,750	
	10/15	12	\$4,050	E85		14/19	16	\$3,050	E85
<b>Escalade ESV 2WD</b>					<b>Escape Hybrid FWD</b>				
A-6, 6.2L, 8cyl	14/18	16	\$3,600		AV, 2.5L, 4cyl	34/31	32	\$1,800	HEV
	10/15	12	\$4,050	E85	<b>Expedition 2WD FFV</b>				
					A-6, 5.4L, 8cyl	14/20	16	\$3,600	
						10/14	12	\$4,050	E85

Manufacturer Model Configuration (trans, eng size, cyl)	MPG		Annual Fuel Cost	Notes	Manufacturer Model Configuration (trans, eng size, cyl)	MPG		Annual Fuel Cost	Notes
	City/Hwy	Comb				City/Hwy	Comb		
<b>Explorer FWD</b>					<b>JEEP</b>				
A-6, 2.0L, 4cyl	20/28	23	\$2,500	T	<b>Compass 2WD</b>				
A-S6, 3.5L, 6cyl	18/25	20	\$2,850		AV, 2.0L, 4cyl	23/27	24	\$2,400	
<b>Flex FWD</b>					M-5, 2.0L, 4cyl	23/29	25	\$2,300	
A-6, 3.5L, 6cyl	17/24	19	\$3,000		AV, 2.4L, 4cyl	21/27	24	\$2,400	
<b>GMC</b>					M-5, 2.4L, 4cyl	23/28	25	\$2,300	
<b>Acadia FWD</b>					<b>Grand Cherokee 2WD</b>				
A-6, 3.6L, 6cyl	17/24	19	\$3,000		A-6, 5.7L, 8cyl	14/20	16	\$3,700	Mid
<b>Terrain FWD</b>					A-5, 3.6L, 6cyl	17/23	19	\$3,000	
A-6, 2.4L, 4cyl	22/32	26	\$2,200			13/17	14	\$3,450	E85
A-6, 3.0L, 6cyl	17/24	20	\$2,850		<b>Liberty 2WD</b>				
A-6, 2.4L, 4cyl	22/32	26	\$2,200		A-4, 3.7L, 6cyl	16/22	18	\$3,200	
	15/22	18	\$2,700	E85	<b>Patriot 2WD</b>				
A-6, 3.0L, 6cyl	17/24	20	\$2,850		AV, 2.0L, 4cyl	23/27	24	\$2,400	
	12/18	14	\$3,450	E85	M-5, 2.0L, 4cyl	23/29	25	\$2,300	
<b>Yukon 1500 2WD</b>					AV, 2.4L, 4cyl	21/27	24	\$2,400	
A-6, 5.3L, 8cyl	15/21	17	\$3,400		M-5, 2.4L, 4cyl	23/28	25	\$2,300	
	11/16	13	\$3,750	E85	<b>KIA</b>				
A-6, 6.2L, 8cyl	14/18	16	\$3,600		<b>Sorento 2WD</b>				
	10/15	12	\$4,050	E85	A-6, 2.4L, 4cyl	21/29	24	\$2,400	
<b>Yukon 1500 Hybrid 2WD</b>					A-6, 2.4L, 4cyl	22/32	25	\$2,300	SIDI
AV, 6.0L, 8cyl	20/23	21	\$2,750	HEV	M-6, 2.4L, 4cyl	20/27	22	\$2,600	
<b>Yukon XL 1500 2WD</b>					A-6, 3.5L, 6cyl	20/26	22	\$2,600	
A-6, 5.3L, 8cyl	15/21	17	\$3,400		<b>Sportage 2WD</b>				
	11/16	13	\$3,750	E85	A-6, 2.0L, 4cyl	22/29	24	\$2,400	T
A-6, 6.2L, 8cyl	14/18	16	\$3,600		A-6, 2.4L, 4cyl	22/32	25	\$2,300	
	10/15	12	\$4,050	E85	M-6, 2.4L, 4cyl	21/29	24	\$2,400	
<b>Yukon XL 2500 2WD</b>					<b>LEXUS</b>				
A-6, 6.0L, 8cyl	10/16	12	\$4,800		<b>RX 350</b>				
<b>HONDA</b>					A-S6, 3.5L, 6cyl	18/25	21	\$2,750	
<b>CR-V 2WD</b>					<b>RX 450h</b>				
A-5, 2.4L, 4cyl	23/31	26	\$2,200		AV-S6, 3.5L, 6cyl	32/28	30	\$2,050	HEV P
<b>Crosstour 2WD</b>					<b>LINCOLN</b>				
A-5, 3.5L, 6cyl	18/27	21	\$2,750		<b>MKT FWD</b>				
<b>Pilot 2WD</b>					A-S6, 3.5L, 6cyl	17/24	20	\$2,850	
A-5, 3.5L, 6cyl	18/25	21	\$2,750		<b>MKX FWD</b>				
<b>HYUNDAI</b>					A-S6, 3.7L, 6cyl	19/26	22	\$2,600	
<b>Santa Fe 2WD</b>					<b>Navigator 2WD FFV</b>				
A-6, 2.4L, 4cyl	20/28	23	\$2,500		A-6, 5.4L, 8cyl	14/20	16	\$3,600	
M-6, 2.4L, 4cyl	19/26	21	\$2,750			10/14	12	\$4,050	E85
A-6, 3.5L, 6cyl	20/26	23	\$2,500		<b>MAZDA</b>				
<b>Tucson 2WD</b>					<b>CX-7 2WD</b>				
A-6, 2.0L, 4cyl	23/31	26	\$2,200		A-S6, 2.3L, 4cyl	18/24	20	\$3,100	P T
M-5, 2.0L, 4cyl	20/27	23	\$2,500		A-S5, 2.5L, 4cyl	20/27	22	\$2,600	
A-6, 2.4L, 4cyl	22/32	25	\$2,300		<b>CX-9 2WD</b>				
M-6, 2.4L, 4cyl	21/29	24	\$2,400		A-S6, 3.7L, 6cyl	17/24	19	\$3,000	
<b>Veracruz 2WD</b>					<b>MERCEDES-BENZ</b>				
A-6, 3.8L, 6cyl	17/22	19	\$3,000		<b>GLK350</b>				
<b>INFINITI</b>					A-7, 3.5L, 6cyl	16/22	18	\$3,450	P
<b>FX35 RWD</b>					<b>MITSUBISHI</b>				
A-S7, 3.5L, 6cyl	16/23	19	\$3,250	P	<b>Outlander 2WD</b>				
<b>QX56 2WD</b>					AV-S6, 2.4L, 4cyl	23/28	25	\$2,300	
A-S7, 5.6L, 8cyl	14/20	16	\$3,850	P	A-S6, 3.0L, 6cyl	19/26	22	\$2,800	P

Manufacturer Model Configuration (trans, eng size, cyl)	MPG		Annual Fuel Cost	Notes	Manufacturer Model Configuration (trans, eng size, cyl)	MPG		Annual Fuel Cost	Notes
	City/Hwy	Comb				City/Hwy	Comb		
<b>Outlander Sport 2WD</b>					<b>RDX 4WD</b>				
AV-S6, 2.0L, 4cyl	25/31	27	\$2,150		A-S5, 2.3L, 4cyl	17/22	19	\$3,250	P T
M-5, 2.0L, 4cyl	24/31	26	\$2,200		<b>ZDX 4WD</b>				
<b>NISSAN</b>					A-S6, 3.7L, 6cyl	16/23	19	\$3,250	P
<b>Armada 2WD</b>					<b>AUDI</b>				
A-5, 5.6L, 8cyl	13/19	15	\$3,850		<b>Q5</b>				
A-5, 5.6L, 8cyl	12/19	15	\$3,850		A-S8, 2.0L, 4cyl	20/27	22	\$2,800	P T
	9/13	11	\$4,400	E85	A-S6, 3.2L, 6cyl	18/23	20	\$3,100	P
<b>Murano FWD</b>					<b>Q7</b>				
AV, 3.5L, 6cyl	18/24	20	\$2,850		A-S8, 3.0L, 6cyl	16/22	18	\$3,450	P S
<b>Pathfinder 2WD</b>					A-S8, 3.0L, 6cyl	17/25	20	\$3,050	D T
A-5, 4.0L, 6cyl	15/22	17	\$3,650	P	<b>BMW</b>				
<b>Rogue FWD</b>					<b>X3 xDrive28i</b>				
AV, 2.5L, 4cyl	23/28	25	\$2,300		A-S8, 3.0L, 6cyl	19/25	21	\$2,950	P
<b>Xterra 2WD</b>					<b>X3 xDrive35i</b>				
A-5, 4.0L, 6cyl	16/22	18	\$3,200		A-S8, 3.0L, 6cyl	19/26	21	\$2,950	P T
<b>SAAB</b>					<b>X5 xDrive35d</b>				
<b>9-4X FWD</b>					A-S6, 3.0L, 6cyl	19/26	22	\$2,800	D T
A-S6, 3.0L, 6cyl	18/25	20	\$2,850		<b>X5 xDrive35i</b>				
<b>SUZUKI</b>					A-S8, 3.0L, 6cyl	16/23	19	\$3,250	P T
<b>Grand Vitara</b>					<b>X5 xDrive50i</b>				
A-4, 2.4L, 4cyl	19/25	21	\$2,750		A-S8, 4.4L, 8cyl	14/20	16	\$3,850	P T
M-5, 2.4L, 4cyl	19/26	22	\$2,600		<b>X5 xDriveM</b>				
<b>TOYOTA</b>					A-S6, 4.4L, 8cyl	12/17	14	\$4,400	P T
<b>4Runner 2WD</b>					<b>X6 xDrive35i</b>				
A-S5, 4.0L, 6cyl	17/23	19	\$3,000		A-S8, 3.0L, 6cyl	16/23	19	\$3,250	P T
<b>FJ Cruiser 2WD</b>					<b>X6 xDrive50i</b>				
A-5, 4.0L, 6cyl	17/20	19	\$3,000		A-S8, 4.4L, 8cyl	14/20	16	\$3,850	P T
<b>Highlander 2WD</b>					<b>X6 xDriveM</b>				
A-S6, 2.7L, 4cyl	20/25	22	\$2,600		A-S6, 4.4L, 8cyl	12/17	14	\$4,400	P T
A-S5, 3.5L, 6cyl	18/24	20	\$2,850		<b>BUICK</b>				
<b>RAV4 2WD</b>					<b>Enclave AWD</b>				
A-4, 2.5L, 4cyl	22/28	24	\$2,400		A-6, 3.6L, 6cyl	16/22	18	\$3,200	
A-5, 3.5L, 6cyl	19/27	22	\$2,600		<b>CADILLAC</b>				
<b>Sequoia 2WD</b>					<b>Escalade AWD</b>				
A-S6, 4.6L, 8cyl	14/20	16	\$3,600		A-6, 6.2L, 8cyl	13/18	15	\$3,850	
A-S6, 5.7L, 8cyl	13/18	15	\$3,850			10/14	12	\$4,050	E85
<b>Venza</b>					<b>Escalade ESV AWD</b>				
A-S6, 2.7L, 4cyl	21/27	23	\$2,500		A-6, 6.2L, 8cyl	13/18	14	\$4,100	
A-S6, 3.5L, 6cyl	19/26	22	\$2,600			9/13	10	\$4,850	E85
<b>VOLKSWAGEN</b>					<b>Escalade Ext AWD</b>				
<b>Tiguan</b>					A-6, 6.2L, 8cyl	13/18	14	\$4,100	
A-S6, 2.0L, 4cyl	22/27	24	\$2,550	P T		9/13	10	\$4,850	E85
M-6, 2.0L, 4cyl	18/26	21	\$2,950	P T	<b>Escalade Hybrid 4WD</b>				
<b>VOLVO</b>					AV, 6.0L, 8cyl	20/23	21	\$2,750	HEV
<b>XC60 FWD</b>					<b>SRX AWD</b>				
A-S6, 3.2L, 6cyl	19/25	21	\$2,750		A-S6, 3.6L, 6cyl	16/23	18	\$3,200	
<b>XC70 FWD</b>						12/17	14	\$3,450	E85
A-S6, 3.2L, 6cyl	19/25	21	\$2,750		<b>CHEVROLET</b>				
<b>XC90 FWD</b>					<b>Avalanche 1500 4WD</b>				
A-S6, 3.2L, 6cyl	16/23	19	\$3,000		A-6, 5.3L, 8cyl	15/21	17	\$3,400	
<b>SPORT UTILITY VEHICLES 4WD</b>						11/16	13	\$3,750	E85
<b>ACURA</b>					<b>Captiva AWD</b>				
<b>MDX 4WD</b>					A-6, 3.0L, 6cyl	16/22	18	\$3,200	
A-S6, 3.7L, 6cyl	16/21	18	\$3,450	P					



Manufacturer Model Configuration (trans, eng size, cyl)	MPG		Annual Fuel Cost	Notes	Manufacturer Model Configuration (trans, eng size, cyl)	MPG		Annual Fuel Cost	Notes
	City/Hwy	Comb				City/Hwy	Comb		
<b>Equinox AWD</b>					<b>Yukon 1500 Hybrid 4WD</b>				
A-6, 2.4L, 4cyl	20/29	23	\$2,500		AV, 6.0L, 8cyl	20/23	21	\$2,750	HEV
A-6, 3.0L, 6cyl	16/23	19	\$3,000		<b>Yukon Denali 1500 AWD</b>				
A-6, 2.4L, 4cyl	20/29	23	\$2,500		A-6, 6.2L, 8cyl	13/18	15	\$3,850	
A-6, 3.0L, 6cyl	14/20	17	\$2,850	E85		10/14	12	\$4,050	E85
A-6, 3.0L, 6cyl	16/23	19	\$3,000		<b>Yukon Denali 1500 Hybrid 4WD</b>				
	12/17	14	\$3,450	E85	AV, 6.0L, 8cyl	20/23	21	\$2,750	HEV
<b>Suburban 1500 4WD</b>					<b>Yukon XL 1500 4WD</b>				
A-6, 5.3L, 8cyl	15/21	17	\$3,400		A-6, 5.3L, 8cyl	15/21	17	\$3,400	
	11/16	13	\$3,750	E85		11/16	13	\$3,750	E85
<b>Suburban 2500 4WD</b>					<b>Yukon XL 1500 AWD</b>				
A-6, 6.0L, 8cyl	10/15	12	\$4,800		A-6, 6.2L, 8cyl	13/18	14	\$4,100	
<b>Tahoe 1500 4WD</b>						9/13	10	\$4,850	E85
A-6, 5.3L, 8cyl	15/21	17	\$3,400		<b>Yukon XL 2500 4WD</b>				
	11/16	13	\$3,750	E85	A-6, 6.0L, 8cyl	10/15	12	\$4,800	
<b>Tahoe Hybrid 4WD</b>					<b>HONDA</b>				
AV, 6.0L, 8cyl	20/23	21	\$2,750	HEV	<b>CR-V 4WD</b>				
<b>Traverse AWD</b>					A-5, 2.4L, 4cyl	22/30	25	\$2,300	
A-6, 3.6L, 6cyl	16/23	19	\$3,000		<b>Crosstour 4WD</b>				
<b>DODGE</b>					A-5, 3.5L, 6cyl	18/26	21	\$2,750	
<b>Durango 4WD</b>					<b>Pilot 4WD</b>				
A-6, 5.7L, 8cyl	13/20	15	\$3,950	Mid	A-5, 3.5L, 6cyl	17/24	20	\$2,850	
A-5, 3.6L, 6cyl	16/23	19	\$3,000		<b>HYUNDAI</b>				
	12/17	14	\$3,450	E85	<b>Santa Fe 4WD</b>				
<b>Journey AWD</b>					A-6, 2.4L, 4cyl	20/25	22	\$2,600	
A-6, 3.6L, 6cyl	16/24	19	\$3,000		A-6, 3.5L, 6cyl	20/26	22	\$2,600	
<b>FORD</b>					<b>Tucson 4WD</b>				
<b>Edge AWD</b>					A-6, 2.4L, 4cyl	21/28	23	\$2,500	
A-S6, 3.5L, 6cyl	18/25	21	\$2,750		M-6, 2.4L, 4cyl	20/27	22	\$2,600	
A-S6, 3.7L, 6cyl	17/23	19	\$3,000		<b>Veracruz 4WD</b>				
<b>Escape AWD</b>					A-6, 3.8L, 6cyl	16/21	18	\$3,200	
A-6, 2.5L, 4cyl	20/27	23	\$2,500		<b>INFINITI</b>				
<b>Escape AWD FFV</b>					<b>FX35 AWD</b>				
A-6, 3.0L, 6cyl	18/23	20	\$2,850		A-S7, 3.5L, 6cyl	16/21	18	\$3,450	P
	13/17	14	\$3,450	E85	<b>FX50 AWD</b>				
<b>Escape Hybrid AWD</b>					A-S7, 5.0L, 8cyl	14/20	16	\$3,850	P
AV, 2.5L, 4cyl	30/27	29	\$2,000	HEV	<b>QX56 4WD</b>				
<b>Expedition 4WD FFV</b>					A-S7, 5.6L, 8cyl	14/20	16	\$3,850	P
A-6, 5.4L, 8cyl	13/18	15	\$3,850	PT4WD	<b>JEEP</b>				
	9/13	11	\$4,400	E85	<b>Compass 4WD</b>				
<b>Explorer AWD</b>					AV, 2.4L, 4cyl	21/26	23	\$2,500	
A-S6, 3.5L, 6cyl	17/23	19	\$3,000		AV, 2.4L, 4cyl	20/23	21	\$2,750	ORP
<b>Flex AWD</b>					M-5, 2.4L, 4cyl	22/28	24	\$2,400	
A-S6, 3.5L, 6cyl	16/22	18	\$3,200	T	<b>Grand Cherokee 4WD</b>				
A-6, 3.5L, 6cyl	16/23	18	\$3,200		A-6, 5.7L, 8cyl	13/20	15	\$3,950	Mid
<b>GMC</b>					A-5, 3.6L, 6cyl	16/23	19	\$3,000	
<b>Acadia AWD</b>						12/17	14	\$3,450	E85
A-6, 3.6L, 6cyl	16/23	19	\$3,000		<b>Grand Cherokee SRT8 4WD</b>				
<b>Terrain AWD</b>					A-5, 6.4L, 8cyl	12/18	14	\$4,400	P
A-6, 2.4L, 4cyl	20/29	23	\$2,500		<b>Liberty 4WD</b>				
A-6, 3.0L, 6cyl	16/23	19	\$3,000		A-4, 3.7L, 6cyl	15/21	17	\$3,400	
A-6, 2.4L, 4cyl	20/29	23	\$2,500		<b>Patriot 4WD</b>				
	14/20	17	\$2,850	E85	AV, 2.4L, 4cyl	21/26	23	\$2,500	
A-6, 3.0L, 6cyl	16/23	19	\$3,000		AV, 2.4L, 4cyl	20/23	21	\$2,750	ORP
	12/17	14	\$3,450	E85	M-5, 2.4L, 4cyl	22/28	24	\$2,400	
<b>Yukon 1500 4WD</b>					<b>Wrangler 4WD</b>				
A-6, 5.3L, 8cyl	15/21	17	\$3,400		A-5, 3.6L, 6cyl	17/21	18	\$3,200	
	11/16	13	\$3,750	E85	M-6, 3.6L, 6cyl	17/21	18	\$3,200	

Manufacturer Model Configuration (trans, eng size, cyl)	MPG		Annual Fuel Cost	Notes	Manufacturer Model Configuration (trans, eng size, cyl)	MPG		Annual Fuel Cost	Notes
	City/Hwy	Comb				City/Hwy	Comb		
<b>Wrangler Unlimited 4WD</b>					<b>ML350 4matic</b>				
A-5, 3.6L, 6cyl	16/20	18	\$3,200		A-7, 3.5L, 6cyl	17/22	19	\$3,250	P
M-6, 3.6L, 6cyl	16/21	18	\$3,200		<b>ML350 Bluetec 4matic</b>				
<b>KIA</b>					A-7, 3.0L, 6cyl 20/27 22 \$2,800 D T				
<b>Sorento 4WD</b>					<b>ML550 4matic</b>				
A-6, 2.4L, 4cyl	21/27	23	\$2,500		A-7, 4.7L, 8cyl	15/20	17	\$3,650	P T
A-6, 2.4L, 4cyl	21/28	23	\$2,500	SIDI	<b>ML63 AMG</b>				
A-6, 3.5L, 6cyl	18/24	20	\$2,850		A-7, 5.5L, 8cyl	14/18	15	\$4,100	P T
<b>Sportage 4WD</b>					<b>R350 4matic</b>				
A-6, 2.0L, 4cyl	21/26	23	\$2,500	T	A-7, 3.5L, 6cyl	16/21	18	\$3,450	P
A-6, 2.4L, 4cyl	21/28	24	\$2,400		<b>R350 Bluetec 4matic</b>				
M-6, 2.4L, 4cyl	20/27	22	\$2,600		A-7, 3.0L, 6cyl	18/23	20	\$3,050	D T
<b>LAND ROVER</b>					<b>MITSUBISHI</b>				
<b>LR2</b>					<b>Outlander 4WD</b>				
A-S6, 3.2L, 6cyl	15/22	17	\$3,400		AV-S6, 2.4L, 4cyl	22/27	24	\$2,400	
<b>LR4</b>					A-S6, 3.0L, 6cyl 19/25 21 \$2,950 P				
A-S6, 5.0L, 8cyl	12/17	14	\$4,400	P	<b>Outlander Sport 4WD</b>				
<b>Range Rover</b>					AV-S6, 2.0L, 4cyl 23/28 25 \$2,300				
A-S6, 5.0L, 8cyl	12/18	14	\$4,400	P	<b>NISSAN</b>				
A-S6, 5.0L, 8cyl	12/18	14	\$4,400	P S	<b>Armada 4WD</b>				
<b>Range Rover Evoque</b>					A-5, 5.6L, 8cyl 12/18 14 \$4,100				
A-6, 2.0L, 4cyl	18/28	22	\$2,800	P T	A-5, 5.6L, 8cyl 12/18 14 \$4,100				
<b>Range Rover Sport</b>					9/13 11 \$4,400 E85				
A-S6, 5.0L, 8cyl	13/18	15	\$4,100	P	<b>Murano AWD</b>				
A-S6, 5.0L, 8cyl	12/17	14	\$4,400	P S	AV, 3.5L, 6cyl 18/23 20 \$2,850				
<b>LEXUS</b>					<b>Murano CrossCabriolet</b>				
<b>GX 460</b>					AV, 3.5L, 6cyl 17/22 19 \$3,250 P				
A-S6, 4.6L, 8cyl	15/20	17	\$3,650	P	<b>Pathfinder 4WD</b>				
<b>RX 350 AWD</b>					A-5, 4.0L, 6cyl 14/20 16 \$3,850 P				
A-S6, 3.5L, 6cyl	18/24	20	\$2,850		A-S5, 5.6L, 8cyl 13/18 14 \$4,400 P				
<b>RX 450h AWD</b>					<b>Rogue AWD</b>				
AV-S6, 3.5L, 6cyl	30/28	29	\$2,150	HEV P	AV, 2.5L, 4cyl 22/26 24 \$2,400				
<b>LINCOLN</b>					<b>Xterra 4WD</b>				
<b>MKT AWD</b>					A-5, 4.0L, 6cyl 15/20 17 \$3,400				
A-S6, 3.5L, 6cyl	16/22	18	\$3,200	T	M-6, 4.0L, 6cyl 16/20 17 \$3,400				
<b>MKX AWD</b>					<b>PORSCHE</b>				
A-S6, 3.7L, 6cyl	17/23	19	\$3,000		<b>Cayenne</b>				
<b>Navigator 4WD FFV</b>					A-S8, 3.6L, 6cyl 16/23 19 \$3,250 P				
A-6, 5.4L, 8cyl	13/18	15	\$3,850	PT4WD	M-6, 3.6L, 6cyl 15/22 17 \$3,650 P				
	9/13	11	\$4,400	E85	<b>Cayenne S</b>				
<b>MAZDA</b>					A-8, 4.8L, 8cyl 16/22 18 \$3,450 P				
<b>CX-7 4WD</b>					<b>Cayenne S Hybrid</b>				
A-S6, 2.3L, 4cyl	17/21	19	\$3,250	P T	A-8, 3.0L, 6cyl 20/24 21 \$2,950 HEV P S				
<b>CX-9 4WD</b>					<b>Cayenne Turbo</b>				
A-S6, 3.7L, 6cyl	16/22	19	\$3,000		A-8, 4.8L, 8cyl 15/22 17 \$3,650 P T				
<b>MERCEDES-BENZ</b>					<b>SAAB</b>				
<b>G550</b>					<b>9-4X AWD</b>				
A-7, 5.5L, 8cyl	12/15	13	\$4,750	P	A-S6, 2.8L, 6cyl 15/22 18 \$3,200 T				
<b>GL350 Bluetec 4matic</b>					A-S6, 3.0L, 6cyl 17/23 19 \$3,000				
A-7, 3.0L, 6cyl	17/21	19	\$3,250	D T	<b>SUBARU</b>				
<b>GL450 4matic</b>					<b>Forester AWD</b>				
A-7, 4.7L, 8cyl	13/18	15	\$4,100	P	A-S4, 2.5L, 4cyl 21/27 23 \$2,500				
<b>GL550 4matic</b>					A-S4, 2.5L, 4cyl 19/24 21 \$2,950 P T				
A-7, 5.5L, 8cyl	12/17	14	\$4,400	P	M-5, 2.5L, 4cyl 21/27 23 \$2,500				
<b>GLK350 4matic</b>									
A-7, 3.5L, 6cyl	16/21	18	\$3,450	P					

Manufacturer Model Configuration (trans, eng size, cyl)	MPG		Annual Fuel Cost	Notes
	City/Hwy	Comb		
<b>Outback Wagon AWD</b>				
AV, 2.5L, 4cyl	22/29	24	\$2,400	
M-6, 2.5L, 4cyl	19/27	22	\$2,600	
A-S5, 3.6L, 6cyl	18/25	20	\$2,850	
<b>Tribeca AWD</b>				
A-S5, 3.6L, 6cyl	16/21	18	\$3,200	
<b>SUZUKI</b>				
<b>Grand Vitara 4WD</b>				
A-4, 2.4L, 4cyl	19/23	20	\$2,850	
<b>TOYOTA</b>				
<b>4Runner 4WD</b>				
A-S5, 4.0L, 6cyl	17/22	19	\$3,000	
A-S5, 4.0L, 6cyl	17/22	19	\$3,000	PT4WD
<b>FJ Cruiser 4WD</b>				
A-5, 4.0L, 6cyl	17/20	18	\$3,200	PT4WD
M-6, 4.0L, 6cyl	15/18	16	\$3,600	
<b>Highlander 4WD</b>				
A-S5, 3.5L, 6cyl	17/22	19	\$3,000	
<b>Highlander Hybrid 4WD</b>				
AV, 3.5L, 6cyl	28/28	28	\$2,050	HEV
<b>RAV4 4WD</b>				
A-4, 2.5L, 4cyl	21/27	24	\$2,400	
A-5, 3.5L, 6cyl	19/26	22	\$2,600	
<b>Sequoia 4WD</b>				
A-S6, 4.6L, 8cyl	13/18	15	\$3,850	PT4WD
A-S6, 5.7L, 8cyl	13/17	14	\$4,100	PT4WD
<b>Sequoia 4WD FFV</b>				
A-S6, 5.7L, 8cyl	13/17	15	\$3,850	PT4WD
	9/13	11	\$4,400	E85
<b>Venza AWD</b>				
A-S6, 2.7L, 4cyl	20/25	22	\$2,600	
A-S6, 3.5L, 6cyl	18/25	21	\$2,750	
<b>VOLKSWAGEN</b>				
<b>Tiguan 4motion</b>				
A-S6, 2.0L, 4cyl	21/27	23	\$2,700	P T
<b>Touareg</b>				
A-S8, 3.6L, 6cyl	16/23	19	\$3,250	P
A-S8, 3.0L, 6cyl	19/28	22	\$2,800	D T
<b>Touareg Hybrid</b>				
A-S8, 3.0L, 6cyl	20/24	21	\$2,950	HEV P S
<b>VOLVO</b>				
<b>XC60 AWD</b>				
A-S6, 3.0L, 6cyl	17/23	20	\$2,850	T
A-S6, 3.2L, 6cyl	18/24	20	\$2,850	
<b>XC70 AWD</b>				
A-S6, 3.0L, 6cyl	17/23	20	\$2,850	T
A-S6, 3.2L, 6cyl	18/24	20	\$2,850	
<b>XC90 AWD</b>				
A-S6, 3.2L, 6cyl	16/23	18	\$3,200	

## DIESEL VEHICLES

Diesel-powered vehicles typically get 30-35% more miles per gallon than comparable vehicles powered by gasoline. Diesel engines are inherently more energy efficient, and diesel fuel contains 10% more energy per gallon than gasoline. In addition, new advances in diesel engine technology have improved performance, reduced engine noise and fuel odor, and decreased emissions of harmful air pollutants. Ultra-low sulfur diesel fuels also help reduce emissions from these vehicles.

Annual fuel costs below are estimated assuming 15,000 miles of travel each year (55% city and 45% highway) and a diesel fuel cost of \$4.09 per gallon.

Manufacturer Model Configuration (trans, eng size, cyl)	MPG		Annual Fuel Cost	Notes	Manufacturer Model Configuration (trans, eng size, cyl)	MPG		Annual Fuel Cost	Notes
	City/Hwy	Comb				City/Hwy	Comb		
<b>COMPACT CARS</b>					<b>SMALL STATION WAGONS</b>				
<b>VOLKSWAGEN</b>					<b>AUDI</b>				
<b>Golf</b>					<b>A3</b>				
A-S6, 2.0L, 4cyl	30/42	34	\$1,800	D T	A-S6, 2.0L, 4cyl	30/42	34	\$1,800	D T
M-6, 2.0L, 4cyl	30/42	34	\$1,800	D T	<b>VOLKSWAGEN</b>				
<b>Jetta</b>					<b>Jetta SportWagen</b>				
A-S6, 2.0L, 4cyl	30/42	34	\$1,800	D T	A-S6, 2.0L, 4cyl	29/39	33	\$1,850	D T
M-6, 2.0L, 4cyl	30/42	34	\$1,800	D T	M-6, 2.0L, 4cyl	30/42	34	\$1,800	D T
<b>MIDSIZE CARS</b>					<b>SPORT UTILITY VEHICLES 4WD</b>				
<b>MERCEDES-BENZ</b>					<b>AUDI</b>				
<b>E350 Bluetec</b>					<b>Q7</b>				
A-7, 3.0L, 6cyl	21/32	25	\$2,450	D T	A-S8, 3.0L, 6cyl	17/25	20	\$3,050	D T
<b>VOLKSWAGEN</b>					<b>BMW</b>				
<b>Passat</b>					<b>X5 xDrive35d</b>				
A-S6, 2.0L, 4cyl	30/40	34	\$1,800	D T	A-S6, 3.0L, 6cyl	19/26	22	\$2,800	D T
M-6, 2.0L, 4cyl	31/43	35	\$1,750	D T	<b>MERCEDES-BENZ</b>				
<b>LARGE CARS</b>					<b>GL350 Bluetec 4matic</b>				
<b>MERCEDES-BENZ</b>					<b>ML350 Bluetec 4matic</b>				
<b>S350 Bluetec 4matic</b>					<b>R350 Bluetec 4matic</b>				
A-7, 3.0L, 6cyl	21/31	25	\$2,450	D T	A-7, 3.0L, 6cyl	17/21	19	\$3,250	D T
					<b>VOLKSWAGEN</b>				
					<b>Touareg</b>				
					A-S8, 3.0L, 6cyl				
					19/28				
					22				
					\$2,800				
					D T				

## COMPRESSED NATURAL GAS VEHICLES

Compressed natural gas (CNG) vehicles produce fewer smog-forming and greenhouse gas pollutants and reduce our dependence on petroleum. CNG fuel is normally dispensed in "equivalent gallons," where one equivalent gallon is equal to 121.5 cu. ft. of CNG. Therefore, the fuel economy values are shown in miles per gasoline-equivalent gallon. Annual fuel cost estimates are based on an average fuel price of \$2.05 per gasoline-equivalent gallon of CNG. The driving range is shown in miles and represents the distance the vehicle can travel on a full tank (or tanks) of fuel during combined city and highway driving (55% city and 45% highway).

	Transmission Type/Speeds	Engine Size/ Cylinders	MPGe City/Highway	Annual Fuel cost	Driving Range (miles)
<b>COMPACT CARS</b>					
<b>HONDA</b>					
Civic CNG	A-5	1.8L, 4 cyl	27/38	1050	190
<b>SPECIAL PURPOSE VEHICLES 2WD</b>					
<b>VPG</b>					
MV-1 CNG	A-4	4.6L, 8 cyl	11/16	2450	274

## ELECTRIC VEHICLES

Electric vehicles (EVs), also called battery electric vehicles (BEVs), are propelled by one or more electric motors powered by rechargeable battery packs. EVs are energy-efficient and reduce our dependence on petroleum since electricity is produced from domestic resources. They emit no tailpipe pollutants, although the power plant producing the electricity may emit pollution.

Electric motors have several performance benefits. They are quiet; they have instant torque for quick acceleration; and they require less maintenance than internal combustion engines.

Current EVs have a shorter driving range than gasoline or hybrid vehicles, and that range is more sensitive to driving style, driving conditions, and accessory use. Fully recharging the battery pack

can take several hours—though a “quick charge” to 80% capacity may take as little as 30 minutes—and options for charging the vehicle away from home may be limited. EVs are also more expensive than conventional vehicles and hybrids due to the cost of the large battery packs. Still, manufacturers are working hard to improve the driving range and reduce the cost of these vehicles, and public charging stations may become more common in the future.

A federal income tax credit of up to \$7,500 is currently available to consumers purchasing a qualifying EV. Visit [www.fueleconomy.gov](http://www.fueleconomy.gov) for additional information on EVs, including tax incentives.

Model	Motor	Battery Type	Fuel Economy (city/hwy/comb)		Range* (miles)
			MPGe (miles)	Kwh/100 miles	
<b>SUBCOMPACT CARS</b>					
<b>CODA AUTOMOTIVE</b>					
CODA†	100 kW DCPM‡	Li-Ion	77/68/73	44/50/46	88
<b>MITSUBISHI</b>					
i-MiEV	49 kW DCPM (brushless)‡	Li-Ion	126/99/112	27/34/30	62
<b>COMPACT CARS</b>					
<b>FORD</b>					
Focus BEV	105 kW DCPM‡	Li-Ion	126/99/112	27/34/30	76
<b>MIDSIZE CARS</b>					
<b>NISSAN</b>					
Leaf§	80 kW DCPM‡	Li-Ion	106/92/99	32/37/34	73
<b>LARGE CARS</b>					
<b>TESLA</b>					
Model S	83 kW AC	Li-Ion	88/90/89	38/37/38	265
<b>SPECIAL PURPOSE VEHICLES 2WD</b>					
<b>AZURE DYNAMICS</b>					
Transit Connect Electric Van	52 kW AC¶	Li-Ion	62/62/62	55/54/54	56
Transit Connect Electric Wagon	52 kW AC¶	Li-Ion	62/62/62	55/54/54	56
<b>SPORT UTILITY VEHICLES 2WD</b>					
<b>TOYOTA</b>					
RAV4 EV	NA	Li-Ion	NA	NA	NA

\* Range for combined city/highway driving

† The CODA will be available in select markets starting in late 2011. Visit [www.codaautomotive.com](http://www.codaautomotive.com) for more details.

‡ Direct current permanent magnet

§ The Nissan Leaf™ electric vehicle is now available for customer order in the following 23 states AL, AZ, CA, CO, CT, DC, FL, GA, HI, IL, MA, MD, MS, NC, NH, NJ, NY, OR, SC, TN, TX, VA, WA. Additional states to be added throughout 2011 and 2012. See [www.nissanusa.com](http://www.nissanusa.com) or your Nissan dealer for order information and availability in your area.

¶ Alternating current induction motor

## HYBRID-ELECTRIC VEHICLES

It's no accident the most fuel-efficient vehicles in some classes for the 2012 model year are hybrid-electric vehicles (HEVs). Hybrids combine the best features of the internal combustion engine with an electric motor and can significantly improve fuel economy without sacrificing performance or driving range. HEVs may also be configured to provide increased performance.

HEVs are primarily propelled by an internal combustion engine, just like conventional vehicles. However, they also convert energy normally wasted during coasting and braking into electricity, which is stored in a battery until needed by the electric motor. The electric motor assists the engine when accelerating or hill climbing and at low speeds where internal combustion engines are least efficient. Unlike all-electric vehicles or plug-in hybrids, HEVs now being offered do not need to be plugged into an external source of electricity to be recharged; conventional gasoline and regenerative braking provide all the energy the vehicle needs.

Annual fuel cost is estimated assuming 15,000 miles of travel each year (55% city and 45% highway) and a fuel cost of \$3.83 per gallon for regular unleaded gasoline or \$4.11 for premium gasoline.

Manufacturer Model Configuration (trans, eng size, cyl)	MPG		Annual Fuel Cost	Battery Type / Notes	Manufacturer Model Configuration (trans, eng size, cyl)	MPG		Annual Fuel Cost	Battery Type / Notes
	City/Hwy	Com b				City/Hwy	Com b		
<b>TWO SEATERS</b>					<b>LEXUS</b>				
<b>HONDA</b>					<b>LS 600h L</b>				
<b>CR-Z</b>					AV-S8, 5.0L, 8cyl 19/23 20 \$3,100 288V Ni-MH				
AV-S7, 1.5L, 4cyl 35/39 37 \$1,550 101V Ni-MH					<b>LINCOLN</b>				
M-6, 1.5L, 4cyl 31/37 34 \$1,700 101V Ni-MH					<b>MKZ Hybrid FWD</b>				
					AV, 2.5L, 4cyl 41/36 39 \$1,450 275V Ni-MH				
<b>COMPACT CARS</b>					<b>TOYOTA</b>				
<b>HONDA</b>					<b>Camry Hybrid LE</b>				
<b>Civic Hybrid</b>					AV, 2.5L, 4cyl 43/39 41 \$1,400 245V Ni-MH				
AV, 1.5L, 4cyl 44/44 44 \$1,300 144V Li-Ion					<b>Camry Hybrid XLE</b>				
<b>Insight</b>					AV, 2.5L, 4cyl 40/38 40 \$1,450 245V Ni-MH				
AV-S7, 1.3L, 4cyl 41/44 42 \$1,350 101V Ni-MH					<b>Prius</b>				
AV, 1.3L, 4cyl 41/44 42 \$1,350 101V Ni-MH					AV, 1.8L, 4cyl 51/48 50 \$1,150 202V Ni-MH				
<b>LEXUS</b>					<b>LARGE CARS</b>				
<b>CT 200h</b>					<b>BMW</b>				
AV, 1.8L, 4cyl 43/40 42 \$1,350 202V Ni-MH					<b>ActiveHybrid 7L</b>				
<b>HS 250h</b>					A-S8, 4.4L, 8cyl 17/24 20 \$3,100 126V Li-Ion				
AV, 2.4L, 4cyl 35/34 35 \$1,650 245V Ni-MH					<b>MERCEDES-BENZ</b>				
<b>TOYOTA</b>					<b>S400 Hybrid</b>				
<b>Prius c</b>					A-7, 3.5L, 6cyl 19/25 21 \$2,950 126V Li-Ion				
AV, 1.5L, 4cyl 53/46 50 \$1,150 144V Ni-MH					<b>PORSCHE</b>				
<b>MIDSIZE CARS</b>					<b>Panamera S Hybrid</b>				
<b>BMW</b>					A-8, 3.0L, 6cyl 22/30 25 \$2,450 288V Ni-MH				
<b>ActiveHybrid 5</b>									
A-S8, 3.0L, 6cyl NA NA NA NA					<b>MIDSIZE STATION WAGONS</b>				
<b>ActiveHybrid 7</b>					<b>TOYOTA</b>				
A-S8, 4.4L, 8cyl 17/24 20 \$3,100 126V Li-Ion					<b>Prius v</b>				
<b>BUICK</b>					AV, 1.8L, 4cyl 44/40 42 \$1,350 202V Ni-MH				
<b>LaCrosse eAssist</b>					<b>STANDARD PICKUP TRUCKS 2WD</b>				
AV-S6, 2.4L, 4cyl 25/36 29 \$2,000 115V Li-Ion					<b>CHEVROLET</b>				
<b>Regal eAssist</b>					<b>Silverado 15 Hybrid 2WD</b>				
AV-S6, 2.4L, 4cyl 25/36 29 \$2,000 115V Li-Ion					AV, 6.0L, 8cyl 20/23 21 \$2,750 288V Ni-MH				
<b>FORD</b>					<b>GMC</b>				
<b>Fusion Hybrid FWD</b>					<b>Sierra 15 Hybrid 2WD</b>				
AV, 2.5L, 4cyl 41/36 39 \$1,450 275V Ni-MH					AV, 6.0L, 8cyl 20/23 21 \$2,750 288V Ni-MH				
<b>HYUNDAI</b>					<b>STANDARD PICKUP TRUCKS 4WD</b>				
<b>Sonata Hybrid</b>					<b>CHEVROLET</b>				
A-6, 2.4L, 4cyl 35/40 37 \$1,550 270V Li-Ion					<b>Silverado 15 Hybrid 4WD</b>				
<b>INFINITI</b>					AV, 6.0L, 8cyl 20/23 21 \$2,750 288V Ni-MH				
<b>M35h</b>					<b>GMC</b>				
A-S7, 3.5L, 6cyl 27/32 29 \$2,150 346V Li-Ion					<b>Sierra 15 Hybrid 4WD</b>				
<b>KIA</b>					AV, 6.0L, 8cyl 20/23 21 \$2,750 288V Ni-MH				
<b>Optima Hybrid</b>									
A-6, 2.4L, 4cyl 35/40 37 \$1,550 270V Li-Ion									

Manufacturer Model Configuration (trans, eng size, cyl)	MPG		Annual Fuel Cost	Battery Type / Notes
	City/Hwy	Com b		

**SPORT UTILITY VEHICLES 2WD**

<b>CADILLAC</b>				
<b>Escalade Hybrid 2WD</b>				
AV, 6.0L, 8cyl	20/23	21	\$2,750	288V Ni-MH

<b>CHEVROLET</b>				
<b>Tahoe Hybrid 2WD</b>				
AV, 6.0L, 8cyl	20/23	21	\$2,750	288V Ni-MH

<b>FORD</b>				
<b>Escape Hybrid FWD</b>				
AV, 2.5L, 4cyl	34/31	32	\$1,800	330V Ni-MH

<b>GMC</b>				
<b>Yukon 1500 Hybrid 2WD</b>				
AV, 6.0L, 8cyl	20/23	21	\$2,750	288V Ni-MH

<b>LEXUS</b>				
<b>RX 450h</b>				
AV-S6, 3.5L, 6cyl	32/28	30	\$2,050	288V Ni-MH

**SPORT UTILITY VEHICLES 4WD**

<b>CADILLAC</b>				
<b>Escalade Hybrid 4WD</b>				
AV, 6.0L, 8cyl	20/23	21	\$2,750	288V Ni-MH

<b>CHEVROLET</b>				
<b>Tahoe Hybrid 4WD</b>				
AV, 6.0L, 8cyl	20/23	21	\$2,750	288V Ni-MH

Manufacturer Model Configuration (trans, eng size, cyl)	MPG		Annual Fuel Cost	Battery Type / Notes
	City/Hwy	Com b		

**FORD**

<b>Escape Hybrid AWD</b>				
AV, 2.5L, 4cyl	30/27	29	\$2,000	330V Ni-MH

<b>GMC</b>				
<b>Yukon 1500 Hybrid 4WD</b>				
AV, 6.0L, 8cyl	20/23	21	\$2,750	288V Ni-MH

<b>Yukon Denali 1500 Hybrid 4WD</b>				
AV, 6.0L, 8cyl	20/23	21	\$2,750	288V Ni-MH

<b>LEXUS</b>				
<b>RX 450h AWD</b>				
AV-S6, 3.5L, 6cyl	30/28	29	\$2,150	288V Ni-MH

<b>PORSCHE</b>				
<b>Cayenne S Hybrid</b>				
A-8, 3.0L, 6cyl	20/24	21	\$2,950	288V Ni-MH

<b>TOYOTA</b>				
<b>Highlander Hybrid 4WD</b>				
AV, 3.5L, 6cyl	28/28	28	\$2,050	288V Ni-MH

<b>VOLKSWAGEN</b>				
<b>Touareg Hybrid</b>				
A-S8, 3.0L, 6cyl	20/24	21	\$2,950	288V Ni-MH

## PLUG-IN HYBRID ELECTRIC VEHICLES

Plug-in hybrid electric vehicles (PHEVs) are hybrids with high capacity batteries that can be charged by plugging them into an electrical outlet or charging station. PHEVs can store enough electricity from the power grid to significantly reduce their petroleum consumption under typical driving conditions.

There are two basic PHEV configurations:

- Series PHEVs, also called Extended Range Electric Vehicles (EREVs).** The electric motor is the only power source that turns the wheels; the gasoline engine only generates electricity. Series PHEVs can run solely on electricity until the battery needs to be recharged. The gasoline engine will then generate the electricity needed to power the electric motor. For short trips, these vehicles might use no gasoline at all.
- Parallel or Blended PHEVs.** Both the engine and electric motor are mechanically connected to the wheels, and both propel the vehicle under most driving conditions. Electric-only operation usually occurs only at low speeds.

PHEVs also have different battery capacities, allowing some to travel farther on electricity than others. PHEV fuel economy, like that of EVs and regular hybrids, can be sensitive to driving style, driving conditions, and accessory use. When operating in pure electric mode, PHEVs emit no tailpipe pollutants, although the power plant producing the electricity may emit pollution.

Charging a PHEV's battery typically takes several hours, but a "quick charge" to 80% capacity may take 30 minutes or less. However, PHEVs don't have to be plugged in to be driven. They can be fueled solely with gasoline, like a conventional hybrid, but will not achieve maximum range or fuel economy without charging.

PHEVs use less petroleum and cost less to fuel than conventional hybrids, but they are more expensive to purchase.

A federal income tax credit of up to \$7,500 is currently available to consumers purchasing a qualifying PHEV. Visit [www.fueleconomy.gov](http://www.fueleconomy.gov) for additional information on PHEVs, including tax incentives.

Model	Trans Type/Spds	Engine Size / Cylinders	Motor	Battery Type	Fuel	Fuel Economy		Range* (miles)
						Combined MPGe (kw-hrs/100 mi) City/Hwy/Comb MPG		
<b>SUBCOMPACT CARS</b>								
<b>FIKSER AUTOMOTIVE</b>								
Karma	A-1	2.0L/4 cyl	150kW DCPM*	Li-Ion	Elec Gas Only	54 MPGe (62 kw-hrs/100 mi) 20/21/20		
<b>COMPACT CARS</b>								
<b>CHEVROLET</b>								
Volt	AV†	1.4L/4 cyl	111 kW AC‡	Li-Ion	Elec Gas Only	94 MPGe (36 kw-hrs/100 mi) 35/40/37		
<b>MIDSIZE VEHICLES</b>								
<b>TOYOTA</b>								
Prius Plug-in Hybrid	AV†	1.8L/4 cyl	18 kW AC	Li-Ion	Elec/Gas Gas Only	95 MPGe (29 kw-hrs of Elec + .2 gals of gas) 51/49/50		

\* Direct current permanent magnet  
 † Continuously variable transmission  
 ‡ Three-phase alternating current motor



## ETHANOL FLEXIBLE-FUEL VEHICLES

Ethanol flexible fuel vehicles (FFVs) are designed by the original manufacturer to operate on gasoline, E85 (a mixture of 85% ethanol and 15% gasoline), or any mixture of the two fuels. Annual fuel cost is estimated assuming 15,000 miles of travel each year (55% city and 45% highway) and an average fuel cost of \$3.24 per gallon for E85, \$3.83 per gallon for regular unleaded gasoline, and \$4.11 per gallon for premium unleaded gasoline. The price of ethanol is highly variable from region to region; it is typically lower in the midwestern United States and higher in other areas. Therefore, actual consumer experience may differ significantly from the annual fuel cost estimate presented here.

Fuel economy and driving range values are shown for both gasoline and E85. When operating your FFV on mixtures of gasoline and E85, such as when alternating between using these fuels, your driving range and fuel economy values will be somewhere between those listed for the two fuels, depending on the actual percentage of gasoline and E85 in the tank.

Manufacturer Model Configuration (trans, eng size, cyl)	MPG		Annual Fuel Cost	Fuel	Range
	City/Hwy	Comb			

TWO SEATERS					
<b>BENTLEY</b>					
<b>Continental Supersports</b>					
A-S6, 6.0L, 12cyl	8/14	10	\$4,850	E85	240
	12/19	14	\$4,400	P	330

SUBCOMPACT CARS					
<b>BENTLEY</b>					
<b>Continental GTC</b>					
A-S6, 6.0L, 12cyl	8/13	10	\$4,850	E85	238
	11/19	14	\$4,400	P	333
<b>Continental Supersports Convertible</b>					
A-S6, 6.0L, 12cyl	8/14	10	\$4,850	E85	240
	12/19	14	\$4,400	P	330

<b>MERCEDES-BENZ</b>					
<b>E350 4Matic</b>					
A-7, 3.5L, 6cyl	NA	NA	NA	E85	NA
	NA	NA	NA	Gas	NA
<b>E350 4matic Coupe</b>					
A-7, 3.5L, 6cyl	14/20	16	\$3,050	E85	280
	19/27	22	\$2,800	P	380
<b>E350 Convertible</b>					
A-7, 3.5L, 6cyl	13/19	16	\$3,050	E85	280
	19/28	22	\$2,800	P	380
<b>E350 Coupe</b>					
A-7, 3.5L, 6cyl	15/21	17	\$2,850	E85	290
	20/28	23	\$2,700	P	400

COMPACT CARS					
<b>BENTLEY</b>					
<b>Continental GT</b>					
A-S6, 6.0L, 12cyl	8/14	10	\$4,850	E85	240
	12/19	14	\$4,400	P	330

<b>BUICK</b>					
<b>Verano</b>					
A-S6, 2.4L, 4cyl	15/23	18	\$2,700	E85	290
	21/32	25	\$2,300	Gas	400

<b>CHRYSLER</b>					
<b>200 Convertible</b>					
A-6, 3.6L, 6cyl	14/21	16	\$3,050	E85	270
	19/29	22	\$2,600	Gas	370

<b>FORD</b>					
<b>Focus FWD FFV</b>					
AM-6, 2.0L, 4cyl	19/28	22	\$2,200	E85	270
	28/38	31	\$1,850	Gas	380

Manufacturer Model Configuration (trans, eng size, cyl)	MPG		Annual Fuel Cost	Fuel	Range
	City/Hwy	Comb			

M-5, 2.0L, 4cyl	19/26	22	\$2,200	E85	270
	26/36	30	\$1,900	Gas	370
<b>Focus SFE FWD FFV</b>					
AM-6, 2.0L, 4cyl	20/28	23	\$2,100	E85	280
	28/40	33	\$1,750	Gas	400

<b>MERCEDES-BENZ</b>					
<b>C300 4matic</b>					
A-7, 3.0L, 6cyl	13/18	15	\$3,250	E85	330
	18/25	20	\$3,100	P	460
<b>C350</b>					
A-7, 3.5L, 6cyl	15/22	17	\$2,850	E85	290
	19/29	23	\$2,700	P	400

<b>SAAB</b>					
<b>9-3 Convertible</b>					
A-S6, 2.0L, 4cyl	13/21	16	\$3,050	E85	270
	18/28	22	\$2,600	Gas	370
M-6, 2.0L, 4cyl	15/23	18	\$2,700	E85	300
	20/33	25	\$2,300	Gas	420

<b>9-3 Sport Sedan</b>					
A-S6, 2.0L, 4cyl	14/20	17	\$2,850	E85	280
	19/29	23	\$2,500	Gas	380
M-6, 2.0L, 4cyl	15/23	18	\$2,700	E85	300
	20/33	25	\$2,300	Gas	420

MIDSIZE CARS					
<b>BENTLEY</b>					
<b>Continental Flying Spur</b>					
A-S6, 6.0L, 12cyl	8/13	10	\$4,850	E85	210
	11/19	14	\$4,400	P	310

<b>BUICK</b>					
<b>LaCrosse</b>					
A-S6, 3.6L, 6cyl	13/19	15	\$3,250	E85	280
	17/27	21	\$2,750	Gas	390
A-S6, 3.6L, 6cyl	13/19	15	\$3,250	E85	280
	17/27	21	\$2,750	Gas	390

<b>LaCrosse AWD</b>					
A-S6, 3.6L, 6cyl	12/18	14	\$3,450	E85	270
	16/26	20	\$2,850	Gas	390

<b>Regal</b>					
A-S6, 2.0L, 4cyl	13/22	16	\$3,050	E85	300
	18/29	22	\$2,600	Gas	410
A-S6, 2.0L, 4cyl	13/22	16	\$3,050	E85	300
	18/29	22	\$2,600	Gas	410
M-6, 2.0L, 4cyl	15/22	17	\$2,850	E85	320
	20/32	24	\$2,400	Gas	450
A-S6, 2.4L, 4cyl	15/22	17	\$2,850	E85	320
	19/31	23	\$2,500	Gas	430

Manufacturer Model Configuration (trans, eng size, cyl)	MPG		Annual Fuel Cost	Fuel	Range
	City/Hwy	Comb			

**CHEVROLET**

**Malibu**

A-S6, 2.4L, 4cyl	15/23	18	\$2,700	E85	300
	22/33	26	\$2,200	Gas	430

**CHRYSLER**

**200**

A-6, 3.6L, 6cyl	14/21	16	\$3,050	E85	270
	19/29	22	\$2,600	Gas	370

**DODGE**

**Avenger**

A-6, 3.6L, 6cyl	14/21	16	\$3,050	E85	270
	19/29	22	\$2,600	Gas	370

**FORD**

**Fusion AWD FFV**

A-S6, 3.0L, 6cyl	13/19	15	\$3,250	E85	250
	18/26	20	\$2,850	Gas	330

**Fusion FWD FFV**

A-S6, 3.0L, 6cyl	14/21	16	\$3,050	E85	260
	20/28	23	\$2,500	Gas	380

**SAAB**

**9-5 Sedan**

A-S6, 2.0L, 4cyl	13/21	16	\$3,050	E85	310
	18/28	22	\$2,600	Gas	430
M-6, 2.0L, 4cyl	15/23	18	\$2,700	E85	350
	20/33	25	\$2,300	Gas	490

**LARGE CARS**

**CHEVROLET**

**Impala**

A-6, 3.6L, 6cyl	13/22	16	\$3,050	E85	280
	18/30	22	\$2,600	Gas	390

**CHRYSLER**

**300**

A-8, 3.6L, 6cyl	14/23	17	\$2,850	E85	320
	19/31	23	\$2,500	Gas	440

**300 AWD**

A-8, 3.6L, 6cyl	14/20	16	\$3,050	E85	310
	18/27	21	\$2,750	Gas	400

**DODGE**

**Charger**

A-8, 3.6L, 6cyl	14/23	17	\$2,850	E85	320
	19/31	23	\$2,500	Gas	440

**Charger AWD**

A-8, 3.6L, 6cyl	14/20	16	\$3,050	E85	310
	18/27	21	\$2,750	Gas	400

**SMALL STATION WAGONS**

**SAAB**

**9-3 SportCombi**

A-S6, 2.0L, 4cyl	13/21	16	\$3,050	E85	270
	18/28	22	\$2,600	Gas	370
M-6, 2.0L, 4cyl	15/23	18	\$2,700	E85	300
	20/33	25	\$2,300	Gas	420

**MIDSIZE STATION WAGONS**

**MERCEDES-BENZ**

**ML 350 4MATIC**

A-7, 3.5L, 6cyl	NA	NA	NA	E85	NA
	NA	NA	NA	Gas	NA

Manufacturer Model Configuration (trans, eng size, cyl)	MPG		Annual Fuel Cost	Fuel	Range
	City/Hwy	Comb			

**STANDARD PICKUP TRUCKS 2WD**

**CHEVROLET**

**Silverado C15 2WD**

A-4, 4.8L, 8cyl	10/14	12	\$4,050	E85	310/420
	14/19	16	\$3,600	Gas	410/560
A-6, 5.3L, 8cyl	11/16	13	\$3,750	E85	330/450
	15/21	17	\$3,400	Gas	440/590
A-6, 6.2L, 8cyl	9/13	11	\$4,400	E85	290
	13/18	14	\$4,100	Gas	370

**Silverado C15 XFE 2WD**

A-6, 5.3L, 8cyl	11/16	13	\$3,750	E85	340
	15/22	18	\$3,200	Gas	480

**DODGE**

**Ram 1500 Pickup 2WD**

A-6, 4.7L, 8cyl	10/12	11	\$4,400	E85	290/350
	14/20	16	\$3,600	Gas	420/510

**FORD**

**F150 Pickup 2WD FFV**

A-6, 3.7L, 6cyl	12/17	14	\$3,450	E85	360/500
	17/23	19	\$3,000	Gas	490/680
A-S6, 3.7L, 6cyl	12/17	14	\$3,450	E85	360/500
	17/23	19	\$3,000	Gas	490/680
A-6, 5.0L, 8cyl	11/15	13	\$3,750	E85	340/470
	15/21	17	\$3,400	Gas	440/610
A-S6, 5.0L, 8cyl	11/15	13	\$3,750	E85	340/470
	15/21	17	\$3,400	Gas	440/610

**GMC**

**Sierra C15 2WD**

A-4, 4.8L, 8cyl	10/14	12	\$4,050	E85	310/420
	14/19	16	\$3,600	Gas	410/560
A-6, 5.3L, 8cyl	11/16	13	\$3,750	E85	330/450
	15/21	17	\$3,400	Gas	440/590
A-6, 6.2L, 8cyl	9/13	11	\$4,400	E85	290
	13/18	14	\$4,100	Gas	370

**Sierra C15 XFE 2WD**

A-6, 5.3L, 8cyl	11/16	13	\$3,750	E85	340
	15/22	18	\$3,200	Gas	480

**NISSAN**

**Titan 2WD**

A-5, 5.6L, 8cyl	9/13	11	\$4,400	E85	310
	13/18	15	\$3,850	Gas	420

**STANDARD PICKUP TRUCKS 4WD**

**CHEVROLET**

**Silverado K15 4WD**

A-4, 4.8L, 8cyl	10/13	11	\$4,400	E85	280/380
	13/18	15	\$3,850	Gas	390/520
A-6, 5.3L, 8cyl	11/16	13	\$3,750	E85	330/450
	15/21	17	\$3,400	Gas	440/590
A-6, 6.2L, 8cyl	9/13	10	\$4,850	E85	260
	12/18	14	\$4,100	Gas	370

**DODGE**

**Ram 1500 Pickup 4WD**

A-6, 4.7L, 8cyl	10/12	11	\$4,400	E85	290/350
	14/19	16	\$3,600	Gas	420/510

Manufacturer Model Configuration (trans, eng size, cyl)	MPG		Annual Fuel Cost	Fuel	Range
	City/Hwy	Comb			
<b>FORD</b>					
<b>F150 Pickup 4WD FFV</b>					
A-6, 3.7L, 6cyl	12/15	13	\$3,750	E85	340/470
	16/21	18	\$3,200	Gas	470/650
A-S6, 3.7L, 6cyl	12/15	13	\$3,750	E85	340/470
	16/21	18	\$3,200	Gas	470/650
A-6, 5.0L, 8cyl	11/14	12	\$4,050	E85	310/430
	14/19	16	\$3,600	Gas	420/580
A-S6, 5.0L, 8cyl	11/14	12	\$4,050	E85	310/430
	14/19	16	\$3,600	Gas	420/580

<b>GMC</b>					
<b>Sierra K15 4WD</b>					
A-4, 4.8L, 8cyl	10/13	11	\$4,400	E85	280/380
	13/18	15	\$3,850	Gas	390/520
A-6, 5.3L, 8cyl	11/16	13	\$3,750	E85	330/450
	15/21	17	\$3,400	Gas	440/590
A-6, 6.2L, 8cyl	9/13	10	\$4,850	E85	260
	12/18	14	\$4,100	Gas	370

<b>Sierra K15 AWD</b>					
A-6, 6.2L, 8cyl	9/13	10	\$4,850	E85	260
	12/18	14	\$4,100	Gas	370

<b>NISSAN</b>					
<b>Titan 4WD</b>					
A-5, 5.6L, 8cyl	9/12	10	\$4,850	E85	280
	12/17	14	\$4,100	Gas	390

<b>TOYOTA</b>					
<b>Tundra 4WD FFV</b>					
A-S6, 5.7L, 8cyl	9/13	11	\$4,400	E85	290
	13/18	15	\$3,850	Gas	400

**VANS, CARGO TYPE**

<b>CHEVROLET</b>					
<b>Express 1500 2WD Cargo</b>					
A-4, 5.3L, 8cyl	10/13	11	\$4,400	E85	340
	13/18	15	\$3,850	Gas	470
<b>Express 1500 2WD Conversion Cargo</b>					
A-4, 5.3L, 8cyl	10/13	11	\$4,400	E85	340
	13/17	14	\$4,100	Gas	430
<b>Express 1500 AWD Cargo</b>					
A-4, 5.3L, 8cyl	9/12	10	\$4,850	E85	310
	13/17	14	\$4,100	Gas	430
<b>Express 1500 AWD Conversion Cargo</b>					
A-4, 5.3L, 8cyl	9/12	10	\$4,850	E85	310
	13/17	14	\$4,100	Gas	430
<b>Express 2500 2WD Cargo MDPV</b>					
A-6, 6.0L, 8cyl	7/11	9	\$5,400	E85	280
	10/15	12	\$4,800	Gas	370
<b>Express 2500 2WD Conversion Cargo</b>					
A-6, 6.0L, 8cyl	7/11	9	\$5,400	E85	280
	10/15	12	\$4,800	Gas	370
<b>Express 3500 2WD Cargo MDPV</b>					
A-6, 6.0L, 8cyl	7/11	9	\$5,400	E85	280
	10/14	11	\$5,200	Gas	340

<b>FORD</b>					
<b>E150 Van FFV</b>					
A-4, 4.6L, 8cyl	9/12	10	\$4,850	E85	330
	13/17	15	\$3,850	Gas	500
A-4, 5.4L, 8cyl	9/12	10	\$4,850	E85	330
	12/16	14	\$4,100	Gas	460

Manufacturer Model Configuration (trans, eng size, cyl)	MPG		Annual Fuel Cost	Fuel	Range
	City/Hwy	Comb			
<b>E250 Van FFV</b>					
A-4, 4.6L, 8cyl	9/12	10	\$4,850	E85	330
	13/17	15	\$3,850	Gas	500
A-4, 5.4L, 8cyl	9/12	10	\$4,850	E85	330
	12/16	14	\$4,100	Gas	460
<b>E350 Van FFV</b>					
A-4, 5.4L, 8cyl	9/12	10	\$4,850	E85	330
	12/16	13	\$4,400	Gas	430

<b>GMC</b>					
<b>Savana 1500 AWD (cargo)</b>					
A-4, 5.3L, 8cyl	9/12	10	\$4,850	E85	310
	13/17	14	\$4,100	Gas	430
<b>Savana 1500 AWD Conversion (cargo)</b>					
A-4, 5.3L, 8cyl	9/12	10	\$4,850	E85	310
	13/17	14	\$4,100	Gas	430
<b>Savana 1500 2WD (cargo)</b>					
A-4, 5.3L, 8cyl	10/13	11	\$4,400	E85	340
	13/18	15	\$3,850	Gas	470
<b>Savana 1500 2WD Conversion (cargo)</b>					
A-4, 5.3L, 8cyl	10/13	11	\$4,400	E85	340
	13/17	14	\$4,100	Gas	430

<b>Savana 2500 2WD (cargo) MDPV</b>					
A-6, 6.0L, 8cyl	7/11	9	\$5,400	E85	280
	10/15	12	\$4,800	Gas	370

<b>Savana 2500 2WD Conversion (cargo)</b>					
A-6, 6.0L, 8cyl	7/11	9	\$5,400	E85	280
	10/15	12	\$4,800	Gas	370

<b>Savana 3500 2WD (cargo) MDPV</b>					
A-6, 6.0L, 8cyl	7/11	9	\$5,400	E85	280
	10/14	11	\$5,200	Gas	340

**VANS, PASSENGER TYPE**

<b>CHEVROLET</b>					
<b>Express 1500 2WD Passenger</b>					
A-4, 5.3L, 8cyl	10/13	11	\$4,400	E85	340
	13/17	14	\$4,100	Gas	430
<b>Express 1500 AWD Passenger</b>					
A-4, 5.3L, 8cyl	9/12	10	\$4,850	E85	310
	13/17	14	\$4,100	Gas	430
<b>Express 2500 2WD Passenger MDPV</b>					
A-6, 4.8L, 8cyl	8/12	10	\$4,850	E85	310
	11/17	13	\$4,400	Gas	400
A-6, 6.0L, 8cyl	8/11	9	\$5,400	E85	280
	11/16	13	\$4,400	Gas	400
<b>Express 3500 2WD Passenger MDPV</b>					
A-6, 4.8L, 8cyl	8/12	10	\$4,850	E85	310
	11/17	13	\$4,400	Gas	400
A-6, 6.0L, 8cyl	8/11	9	\$5,400	E85	280
	10/15	12	\$4,800	Gas	370

<b>FORD</b>					
<b>E150 Wagon FFV</b>					
A-4, 4.6L, 8cyl	9/12	10	\$4,850	E85	330
	13/16	14	\$4,100	Gas	460
A-4, 5.4L, 8cyl	9/12	10	\$4,850	E85	330
	12/16	13	\$4,400	Gas	430
<b>E350 Wagon FFV</b>					
A-4, 5.4L, 8cyl	9/11	10	\$4,850	E85	330
	11/15	13	\$4,400	Gas	430

Manufacturer Model Configuration (trans, eng size, cyl)	MPG		Annual Fuel Cost	Fuel	Range	Manufacturer Model Configuration (trans, eng size, cyl)	MPG		Annual Fuel Cost	Fuel	Range
	City/Hwy	Comb					City/Hwy	Comb			
<b>GMC</b>						<b>Tahoe 1500 2WD</b>					
<b>Savana 1500 2WD (Passenger)</b>						<b>A-6, 5.3L, 8cyl</b>	11/16	13	\$3,750	E85	330
A-4, 5.3L, 8cyl	10/13	11	\$4,400	E85	340		15/21	17	\$3,400	Gas	430
	13/17	14	\$4,100	Gas	430	<b>DODGE</b>					
<b>Savana 1500 AWD (Passenger)</b>						<b>Durango 2WD</b>					
A-4, 5.3L, 8cyl	9/12	10	\$4,850	E85	310	<b>A-5, 3.6L, 6cyl</b>	12/17	14	\$3,450	E85	350
	13/17	14	\$4,100	Gas	430		16/23	19	\$3,000	Gas	470
<b>Savana 2500 2WD (Passenger) MDPV</b>						<b>Journey FWD</b>					
A-6, 4.8L, 8cyl	8/12	10	\$4,850	E85	310	<b>A-6, 3.6L, 6cyl</b>	13/18	15	\$3,250	E85	290
	11/17	13	\$4,400	Gas	400		17/25	20	\$2,850	Gas	410
A-6, 6.0L, 8cyl	8/11	9	\$5,400	E85	280	<b>FORD</b>					
	11/16	13	\$4,400	Gas	400	<b>Escape FWD FFV</b>					
<b>Savana 3500 2WD (Passenger) MDPV</b>						<b>A-6, 3.0L, 6cyl</b>	14/19	16	\$3,050	E85	290
A-6, 4.8L, 8cyl	8/12	10	\$4,850	E85	310		19/25	21	\$2,750	Gas	370
	11/17	13	\$4,400	Gas	400	<b>Expedition 2WD FFV</b>					
A-6, 6.0L, 8cyl	8/11	9	\$5,400	E85	280	<b>A-6, 5.4L, 8cyl</b>	10/14	12	\$4,050	E85	340/400
	10/15	12	\$4,800	Gas	370		14/20	16	\$3,600	Gas	450/540
<b>MINIVANS 2WD</b>						<b>GMC</b>					
<b>CHRYSLER</b>						<b>Terrain FWD</b>					
<b>Town and Country</b>						<b>A-6, 2.4L, 4cyl</b>	15/22	18	\$2,700	E85	340
A-6, 3.6L, 6cyl	12/18	14	\$3,450	E85	280		22/32	26	\$2,200	Gas	490
	17/25	20	\$2,850	Gas	400	<b>A-6, 3.0L, 6cyl</b>	12/18	14	\$3,450	E85	290
<b>DODGE</b>							17/24	20	\$2,850	Gas	420
<b>Grand Caravan</b>						<b>Yukon 1500 2WD</b>					
A-6, 3.6L, 6cyl	12/18	14	\$3,450	E85	280	<b>A-6, 5.3L, 8cyl</b>	11/16	13	\$3,750	E85	330
	17/25	20	\$2,850	Gas	400		15/21	17	\$3,400	Gas	430
<b>RAM</b>						<b>A-6, 6.2L, 8cyl</b>	10/15	12	\$4,050	E85	310
<b>C/V Cargo Van</b>							14/18	16	\$3,600	Gas	410
A-6, 3.6L, 6cyl	12/18	14	\$3,450	E85	280	<b>Yukon XL 1500 2WD</b>					
	17/25	20	\$2,850	Gas	400	<b>A-6, 5.3L, 8cyl</b>	11/16	13	\$3,750	E85	410
<b>VOLKSWAGEN</b>							15/21	17	\$3,400	Gas	540
<b>Routan</b>						<b>A-6, 6.2L, 8cyl</b>	10/15	12	\$4,050	E85	380
A-6, 3.6L, 6cyl	12/18	14	\$3,450	E85	280		14/18	16	\$3,600	Gas	510
	17/25	20	\$2,850	Gas	400	<b>JEEP</b>					
<b>SPORT UTILITY VEHICLES 2WD</b>						<b>Grand Cherokee 2WD</b>					
<b>CADILLAC</b>						<b>A-5, 3.6L, 6cyl</b>	13/17	14	\$3,450	E85	350
<b>Escalade 2WD</b>							17/23	19	\$3,000	Gas	470
A-6, 6.2L, 8cyl	10/15	12	\$4,050	E85	310	<b>LINCOLN</b>					
	14/18	16	\$3,600	Gas	410	<b>Navigator 2WD FFV</b>					
<b>Escalade ESV 2WD</b>						<b>A-6, 5.4L, 8cyl</b>	10/14	12	\$4,050	E85	340/400
A-6, 6.2L, 8cyl	10/15	12	\$4,050	E85	380		14/20	16	\$3,600	Gas	450/540
	14/18	16	\$3,600	Gas	510	<b>NISSAN</b>					
<b>SRX 2WD</b>						<b>Armada 2WD</b>					
A-S6, 3.6L, 6cyl	12/18	14	\$3,450	E85	300	<b>A-5, 5.6L, 8cyl</b>	9/13	11	\$4,400	E85	310
	17/24	19	\$3,000	Gas	400		12/19	15	\$3,850	Gas	420
<b>CHEVROLET</b>						<b>SPORT UTILITY VEHICLES 4WD</b>					
<b>Avalanche 1500 2WD</b>						<b>CADILLAC</b>					
A-6, 5.3L, 8cyl	11/16	13	\$3,750	E85	410	<b>Escalade AWD</b>					
	15/21	17	\$3,400	Gas	540	<b>A-6, 6.2L, 8cyl</b>	10/14	12	\$4,050	E85	310
<b>Equinox FWD</b>							13/18	15	\$3,850	Gas	380
A-6, 2.4L, 4cyl	15/22	18	\$2,700	E85	340	<b>Escalade ESV AWD</b>					
	22/32	26	\$2,200	Gas	490	<b>A-6, 6.2L, 8cyl</b>	9/13	10	\$4,850	E85	320
A-6, 3.0L, 6cyl	12/18	14	\$3,450	E85	290		13/18	14	\$4,100	Gas	450
	17/24	20	\$2,850	Gas	420	<b>Escalade Ext AWD</b>					
<b>Suburban 1500 2WD</b>						<b>A-6, 6.2L, 8cyl</b>	9/13	10	\$4,850	E85	320
A-6, 5.3L, 8cyl	11/16	13	\$3,750	E85	410		13/18	14	\$4,100	Gas	450
	15/21	17	\$3,400	Gas	540	<b>SRX AWD</b>					
						<b>A-S6, 3.6L, 6cyl</b>	12/17	14	\$3,450	E85	300
							16/23	18	\$3,200	Gas	380

Manufacturer Model Configuration (trans, eng size, cyl)	MPG		Annual Fuel Cost	Fuel	Range
	City/Hwy	Comb			

**CHEVROLET**

**Avalanche 1500 4WD**

A-6, 5.3L, 8cyl	11/16	13	\$3,750	E85	410
	15/21	17	\$3,400	Gas	540

**Equinox AWD**

A-6, 2.4L, 4cyl	14/20	17	\$2,850	E85	320
	20/29	23	\$2,500	Gas	430
A-6, 3.0L, 6cyl	12/17	14	\$3,450	E85	290
	16/23	19	\$3,000	Gas	400

**Suburban 1500 4WD**

A-6, 5.3L, 8cyl	11/16	13	\$3,750	E85	410
	15/21	17	\$3,400	Gas	540

**Tahoe 1500 4WD**

A-6, 5.3L, 8cyl	11/16	13	\$3,750	E85	330
	15/21	17	\$3,400	Gas	430

**DODGE**

**Durango 4WD**

A-5, 3.6L, 6cyl	12/17	14	\$3,450	E85	350
	16/23	19	\$3,000	Gas	470

**FORD**

**Escape AWD FFV**

A-6, 3.0L, 6cyl	13/17	14	\$3,450	E85	250
	18/23	20	\$2,850	Gas	350

**Expedition 4WD FFV**

A-6, 5.4L, 8cyl	9/13	11	\$4,400	E85	310/370
	13/18	15	\$3,850	Gas	420/500

**GMC**

**Terrain AWD**

A-6, 2.4L, 4cyl	14/20	17	\$2,850	E85	320
	20/29	23	\$2,500	Gas	430
A-6, 3.0L, 6cyl	12/17	14	\$3,450	E85	290
	16/23	19	\$3,000	Gas	400

**Yukon 1500 4WD**

A-6, 5.3L, 8cyl	11/16	13	\$3,750	E85	330
	15/21	17	\$3,400	Gas	430

**Yukon Denali 1500 AWD**

A-6, 6.2L, 8cyl	10/14	12	\$4,050	E85	310
	13/18	15	\$3,850	Gas	380

**Yukon XL 1500 4WD**

A-6, 5.3L, 8cyl	11/16	13	\$3,750	E85	410
	15/21	17	\$3,400	Gas	540

**Yukon XL 1500 AWD**

A-6, 6.2L, 8cyl	9/13	10	\$4,850	E85	320
	13/18	14	\$4,100	Gas	450

**JEEP**

**Grand Cherokee 4WD**

A-5, 3.6L, 6cyl	12/17	14	\$3,450	E85	350
	16/23	19	\$3,000	Gas	470

**LINCOLN**

**Navigator 4WD FFV**

A-6, 5.4L, 8cyl	9/13	11	\$4,400	E85	310/370
	13/18	15	\$3,850	Gas	420/500

**NISSAN**

**Armada 4WD**

A-5, 5.6L, 8cyl	9/13	11	\$4,400	E85	310
	12/18	14	\$4,100	Gas	390

**TOYOTA**

**Sequoia 4WD FFV**

A-S6, 5.7L, 8cyl	9/13	11	\$4,400	E85	290
	13/17	15	\$3,850	Gas	400

## FUEL CELL VEHICLES

Fuel cell vehicles (FCVs) may not reach the mass market for a decade or more, but a limited number will be available for sale or lease in 2011-12 to demonstration fleets in areas with a readily accessible hydrogen supply. FCVs are propelled by electric motors powered by fuel cells, which produce electricity from the chemical energy of hydrogen. Fuel cell technology is more efficient than internal combustion engines and environmentally cleaner—the only by-product of a hydrogen fuel cell is water. However, many challenges must be overcome before FCVs are mass-marketed and sold at local dealerships. For more information about FCVs, visit [www.fueleconomy.gov](http://www.fueleconomy.gov) and the Fuel Cell Technologies Program Web site at [www.eere.energy.gov/hydrogenandfuelcells/](http://www.eere.energy.gov/hydrogenandfuelcells/).

Fuel Cell Type	Motor Type & Power	Energy Storage Device & Rating	Fuel Type	Miles Per Kilogram City/Hwy/Comb	Driving Range (miles)	
<b>MIDSIZE CARS</b>						
<b>HONDA</b> FCX Clarity*	PEM*	100 kW DC (Brushless)†	288V Li-Ion	Hydrogen	60/60/60	240
<b>SMALL STATION WAGONS</b>						
<b>MERCEDES-BENZ</b> F-Cell‡	PEM*	100kW DCPM (Brushless)†	216V Li-ion	Hydrogen	52/54/53	190

\* PEM = Proton Exchange Membrane or Polymer Electrolyte Membrane.

† DC = Direct current; DCPM = Direct current, permanent magnet

‡ MY 2012 F-Cell vehicles will be available in California (for lease only).

	Interior Volume (cu.ft.)			
	Passenger / Cargo			
	2dr	4dr	Hatch	Pg
<b>ACURA</b>				
MDX 4WD				22
RDX 2WD				20
RDX 4WD				22
RL		99/14		11
TL 2WD		98/13		11
TL 4WD		98/13		11
TSX		95/14		9
TSX Wagon			94/26	15
ZDX 4WD				22

<b>ASTON MARTIN</b>				
DB9	78/5			6
DBS	78/5			6
Rapide		83/14		7
V8 Vantage				5
V8 Vantage S				5
Virage	78/5			6

<b>AUDI</b>				
A3		89/20		4,15,26
A3 quattro		89/20		16
A4		91/12		9
A4 Avant quattro		90/28		16
A4 quattro		91/12		9
A5 Cabriolet	81/10			7
A5 Cabriolet quattro	81/10			7
A5 quattro	84/12			7
A6		97/14		12
A6 quattro		97/14		12
A7 quattro			94/25	12
A8		100/15		12
A8 L		109/15		14
Q5				22
Q7				22,26
R8				5
R8 Spyder				5
S4		90/13		9
S5	84/12			7
S5 Cabriolet	81/10			7
TT Coupe quattro			74/13	7
TT Roadster quattro				5
TT RS Coupe			74/13	7

<b>AZURE DYNAMICS</b>				
Transit Connect Electric Van				4,19,27
Transit Connect Electric Wagon				4,19,27

<b>BENTLEY</b>				
Continental Flying Spur	102/13			12,31
Continental GT	89/11			9,31
Continental GTC	86/7			7,31
Continental Supersports				5,31
Continental Supersports Convertible	86/7			7,31
Mulsanne		101/11		12

<b>BMW</b>				
128ci Convertible	78/8			7
128i	86/10			7
135i	86/10			8
135i Convertible	78/8			8
328ci Convertible	84/9			8
328i		96/13		9
328i Coupe	88/11			8
328i Coupe xDrive	88/11			8
328i Sport Wagon		93/25		16

	Interior Volume (cu.ft.)			
	Passenger / Cargo			
	2dr	4dr	Hatch	Pg
328i xDrive Sport Wagon		93/25		16
335ci Convertible		84/9		8
335i		96/13		9
335i Coupe	88/11			8
335i Coupe xDrive	88/11			8
335is Convertible		84/9		8
335is Coupe	88/11			8
528i		102/14		12
528i xDrive		102/14		12
535i		102/14		12
535i Gran Turismo		112/10		14
535i xDrive		102/14		12
535i xDrive Gran Turismo		112/10		14
550i		102/14		12
550i Gran Turismo		112/10		14
550i xDrive		102/14		12
550i xDrive Gran Turismo		112/10		14

640i Convertible	89/12			9
640i Coupe	87/16			9
650i Convertible	89/12			9
650i Coupe	87/16			9
650i Coupe xDrive	87/16			9
740i		106/14		14
740Li		115/14		14
750i		106/14		14
750i xDrive		106/14		14
750Li		115/14		14
750Li xDrive		115/14		14
760Li		115/14		14
ActiveHybrid 5				28
ActiveHybrid 7		106/13		12,28
ActiveHybrid 7L		115/13		14,28
Alpina B7 LWB		115/14		14
Alpina B7 LWB xDrive		115/14		14
Alpina B7 SWB		106/14		14
Alpina B7 SWB xDrive		106/14		14
M3 Convertible	84/9			8
M3 Coupe	88/11			8
X3 xDrive28i				22
X3 xDrive35i				22
X5 xDrive35d				22,26
X5 xDrive35i				22
X5 xDrive50i				22
X5 xDriveM				22
X6 xDrive35i				22
X6 xDrive50i				22
X6 xDriveM				22
Z4 sDrive28i				5
Z4 sDrive35i				5
Z4 sDrive35is				5

<b>BUGATTI</b>				
Veyron				5

<b>BUICK</b>				
Enclave AWD				22
Enclave FWD				20
LaCrosse		100/16		12,31
LaCrosse AWD		100/16		12,31
LaCrosse eAssist		100/16		12,28
Regal		98/13		12,31
Regal eAssist		98/13		12,28
Verano		91/14		9,31

	Interior Volume (cu.ft.)			
	Passenger / Cargo			
	2dr	4dr	Hatch	Pg
<b>CADILLAC</b>				
CTS		99/15		12
CTS AWD		97/14		12
CTS Wagon		97/28		16
CTS Wagon AWD		97/29		16
Escalade 2WD				20,34
Escalade AWD				22,34
Escalade ESV 2WD				20,34
Escalade ESV AWD				22,34
Escalade Ext AWD				22,34
Escalade Hybrid 2WD				20,29
Escalade Hybrid 4WD				22,29
SRX 2WD				20,34
SRX AWD				22,34

<b>CHEVROLET</b>				
Avalanche 1500 2WD				20,34
Avalanche 1500 4WD				22,35
Camaro	93/11			9
Captiva AWD				22
Captiva FWD				20
Colorado 2WD				17
Colorado 4WD				17
Colorado Cab Chassis inc 2WD				17
Colorado Cab Chassis inc 4WD				17
Colorado Crew Cab 2WD				17
Colorado Crew Cab 4WD				17
Corvette				5
Cruze		94/16		12
Cruze Eco		94/16		12
Equinox AWD				23,35
Equinox FWD				20,34
Express 1500 2WD Cargo				4,18,33
Express 1500 2WD Conversion Cargo				18,33
Express 1500 2WD Passenger				4,19,33
Express 1500 AWD Cargo				18,33
Express 1500 AWD Conversion Cargo				18,33
Express 1500 AWD Passenger				4,19,33
Express 2500 2WD Cargo MDPV				19,33
Express 2500 2WD Conversion Cargo				19,33
Express 2500 2WD Passenger MDPV				19,33
Express 3500 2WD Cargo MDPV				19,33
Express 3500 2WD Passenger MDPV				19,33
Impala		105/19		14,32
Malibu		95/16		12,32
Silverado 15 Hybrid 2WD				4,17,28
Silverado 15 Hybrid 4WD				4,18,28
Silverado C15 2WD				17,32
Silverado C15 XFE 2WD				17,32
Silverado K15 4WD				18,32
Sonic		91/14		9
Sonic 5		91/19		12
Suburban 1500 2WD				20,34
Suburban 1500 4WD				23,35
Suburban 2500 2WD				20

Interior Volume (cu.ft.)

Passenger / Cargo

	2dr	4dr	Hatch	Pg
Suburban 2500 4WD				23
Tahoe 1500 2WD				20,34
Tahoe 1500 4WD				23,35
Tahoe Hybrid 2WD				20,29
Tahoe Hybrid 4WD				23,29
Traverse AWD				23
Traverse FWD				20
Volt		90/18		9,30

**CHRYSLER**

200		100/14		12,32
200 Convertible	88/13			9,31
300		106/16		14,32
300 AWD		106/16		14,32
300 SRT8		106/16		14
Town and Country				20,34

**CODA AUTOMOTIVE**

CODA		72/14		8,27
------	--	-------	--	------

**DODGE**

Avenger		100/13		12,32
Caliber			96/16	16
Challenger	94/16			12
Challenger SRT8	94/16			12
Charger		105/16		14,32
Charger AWD		105/16		14,32
Charger SRT8		105/16		15
Durango 2WD				20,34
Durango 4WD				23,35
Grand Caravan				20,34
Journey AWD				23
Journey FWD				20,34
Ram 1500 Pickup 2WD				17,32
Ram 1500 Pickup 4WD				18,32

**FERRARI**

458 Italia Coupe				5
458 Italia Spider				5
California				5
FF		90/22		12

**FIAT**

500		76/7		6
500 Abarth		76/7		6
500 Cabrio		76/7		6

**FIKER**

Karma		89/7		8,30
-------	--	------	--	------

**FORD**

E150 Van FFV				19,33
E150 Wagon FFV				4,19,33
E250 Van FFV				19,33
E350 Van				19
E350 Van FFV				19,33
E350 Wagon				19
E350 Wagon FFV				19,33
Edge AWD				23
Edge FWD				20
Escape AWD				23
Escape AWD FFV				23,35
Escape FWD				20
Escape FWD FFV				20,34
Escape Hybrid AWD				23,29
Escape Hybrid FWD				4,20,29
Expedition 2WD FFV				20,34
Expedition 4WD FFV				23,35
Explorer AWD				23
Explorer FWD				21
F150 Pickup 2WD				17

Interior Volume (cu.ft.)

Passenger / Cargo

	2dr	4dr	Hatch	Pg
F150 Pickup 2WD FFV				18,32
F150 Pickup 4WD				18
F150 Pickup 4WD FFV				18,33
F150 Raptor Pickup 4WD				18
Fiesta FWD		85/12	85/15	4,8
Fiesta SFE FWD		85/12	85/15	4,8
Flex AWD				23
Flex FWD				21
Focus BEV FWD		90/13	90/23	4,9,27
Focus FWD		90/13	90/23	10
Focus FWD FFV		90/13	90/23	10,31
Focus SFE FWD		90/13	90/23	10
Focus SFE FWD FFV		90/13	90/23	10,31
Fusion AWD		100/16		13
Fusion AWD FFV		101/16		13,32
Fusion FWD		100/16		13
Fusion FWD FFV		101/16		13,32
Fusion Hybrid FWD		101/16		13,28
Fusion S FWD		100/16		13
Mustang	83/13			8
Mustang Convertible	81/9			8
Taurus AWD		102/20		15
Taurus FWD		102/20		15
Transit Connect Van				19
Transit Connect Wagon FWD				4,19

**GMC**

Acadia AWD				23
Acadia FWD				21
Canyon 2WD				17
Canyon 4WD				17
Canyon Cab Chassis Inc 2WD				17
Canyon Cab Chassis Inc 4WD				17
Canyon Crew Cab 2WD				17
Canyon Crew Cab 4WD				17
Savana 1500 AWD (cargo)				19,33
Savana 1500 AWD Conversion (cargo)				19,33
Savana 1500 2WD (cargo)				4,19,33
Savana 1500 2WD (Passenger)				4,19,34
Savana 1500 2WD Conversion (cargo)				19,33
Savana 1500 AWD (Passenger)				4,19,34
Savana 2500 2WD (cargo) MDPV				19,33
Savana 2500 2WD (Passenger) MDPV				19,34
Savana 2500 2WD Conversion (cargo)				19,33
Savana 3500 2WD (cargo) MDPV				19,33
Savana 3500 2WD (Passenger) MDPV				19,34
Sierra 15 Hybrid 2WD				4,18,28
Sierra 15 Hybrid 4WD				4,18,28
Sierra C15 2WD				18,32
Sierra C15 XFE 2WD				18,32
Sierra K15 4WD				18,33
Sierra K15 AWD				18,33
Terrain AWD				23,35
Terrain FWD				21,34
Yukon 1500 2WD				21,34
Yukon 1500 4WD				23,35

Interior Volume (cu.ft.)

Passenger / Cargo

	2dr	4dr	Hatch	Pg
Yukon 1500 Hybrid 2WD				21,29
Yukon 1500 Hybrid 4WD				23,29
Yukon Denali 1500 AWD				23,35
Yukon Denali 1500 Hybrid 4WD				23,29
Yukon XL 1500 2WD				21,34
Yukon XL 1500 4WD				23,35
Yukon XL 1500 AWD				23,35
Yukon XL 2500 2WD				21
Yukon XL 2500 4WD				23

**HONDA**

Accord		106/15		15
Accord Coupe	92/12			10
Civic	83/12	95/12		10
Civic HF		95/12		10
Civic Hybrid		95/11		10,28
Civic Natural Gas		95/6		10,26
				10,26
CR-V 2WD				21
CR-V 4WD				23
CR-Z				4,5,28
Crosstour 2WD				21
Crosstour 4WD				23
FCX Clarity				36
Fit			91/21	16
Insight		85/16		10,28
Odyssey				20
Pilot 2WD				21
Pilot 4WD				23
Ridgeline Truck 4WD				18

**HYUNDAI**

Accent		90/14	90/21	10
Azera		106/16		15
Elantra		96/15		13
Elantra Touring		101/28		16
Equus		111/17		15
Genesis		109/16		15
Genesis Coupe	89/10			8
Genesis R-Spec		109/16		15
Santa Fe 2WD				21
Santa Fe 4WD				23
Sonata		104/16		4,15
Sonata Hybrid		104/11		13,28
Tucson 2WD				21
Tucson 4WD				23
Veloster		90/16		10
Veracruz 2WD				21
Veracruz 4WD				23

**INFINITI**

EX35		92/19		16
EX35 AWD		92/19		16
FX35 AWD				23
FX35 RWD				21
FX50 AWD				23
G25		99/14		13
G25x		99/14		13
G37		99/14		13
G37 Convertible	78/10			8
G37 Coupe	85/7			8
G37x		99/14		13
G37x Coupe	85/7			8
M35h		104/11		13,28



	Interior Volume (cu.ft.)			
	Passenger / Cargo			
	2dr	4dr	Hatch	Pg
M37		104/15		13
M37x		104/15		13
M56		104/15		13
M56x		104/15		13
QX56 2WD				21
QX56 4WD				23
<b>JAGUAR</b>				
XF		95/18		13
XJ		102/18		15
XJ LWB		109/18		15
XK	74/10			6
XK Convertible	74/10			6
<b>JEEP</b>				
Compass 2WD				21
Compass 4WD				23
Grand Cherokee 2WD			21,34	
Grand Cherokee 4WD			23,35	
Grand Cherokee SRT8 4WD			23	
Liberty 2WD				21
Liberty 4WD				23
Patriot 2WD				21
Patriot 4WD				23
Wrangler 4WD				23
Wrangler Unlimited 4WD				24
<b>KIA</b>				
Forte		97/15	97/20	13
Forte Eco		97/15		13
Forte Koup	90/12			10
Optima		102/15		13
Optima Hybrid		102/10		13,28
Rio			90/15	10
Rondo			108/32	16
Sedona				20
Sorento 2WD				21
Sorento 4WD				24
Soul		102/24		16
Soul Eco		102/24		16
Sportage 2WD				21
Sportage 4WD				24
<b>LAMBORGHINI</b>				
Aventador Coupe				5
Gallardo Coupe				5
Gallardo Spyder				5
<b>LAND ROVER</b>				
LR2				24
LR4				24
Range Rover				24
Range Rover Evoque				24
Range Rover Sport				24
<b>LEXUS</b>				
CT 200h		86/14		10,28
ES 350		95/15		13
GX 460				24
HS 250h		90/12		10,28
IS 250 AWD		88/11		8
IS 250/IS 250C	77/11	88/11		8
IS 350 AWD		88/11		8
IS 350/IS 350C	77/11	88/11		8
IS F		88/11		8
LFA				5
LS 460		103/14		13
LS 460 AWD		103/14		13
LS 460 L		102/14		13

	Interior Volume (cu.ft.)			
	Passenger / Cargo			
	2dr	4dr	Hatch	Pg
LS 460 L AWD		102/14		13
LS 600h L		102/10		13,28
RX 350				21
RX 350 AWD				24
RX 450h				21,29
RX 450h AWD				24,29
<b>LINCOLN</b>				
MKS AWD		105/18		15
MKS FWD		105/18		15
MKT AWD				24
MKT FWD				21
MKX AWD				24
MKX FWD				21
MKZ AWD		99/16		13
MKZ FWD		99/16		13
MKZ Hybrid FWD		99/11		13,28
Navigator 2WD FFV				21,34
Navigator 4WD FFV				24,35
<b>LOTUS</b>				
Evora	48/2	48/2		6
<b>MASERATI</b>				
GranTurismo	86/6			8
GranTurismo Convertible	85/5			8
Quattroporte		121/8		15
<b>MAYBACH</b>				
57		112/15		15
57 S		112/15		15
62		114/15		15
62 S		114/15		15
Landaulet		114/15		15
<b>MAZDA</b>				
2			87/13	10
3		94/12	95/17	10
3 DI 4-Door		94/12		10
3 DI 5-Door			95/17	13
5				4,20
6		102/17		13
CX-7 2WD				21
CX-7 4WD				24
CX-9 2WD				21
CX-9 4WD				24
MX-5				5
Speed 3			95/17	13
<b>MCLAREN AUTOMOTIVE</b>				
MP4-12C Coupe				6
<b>MERCEDES-BENZ</b>				
C250		88/12		10
C250 Coupe	81/12			8
C300 4matic		88/12		10,31
C350		88/12		10,31
C350 Coupe	81/12			8
C63 AMG		88/12		10
C63 AMG Black Series Coupe	81/12			8
C63 AMG Coupe		81/12		8
CL550 4matic	91/14			10
CL600	91/14			10
CL63 AMG	91/14			10
CL65 AMG	91/14			10
CLS550		92/11		10
CLS550 4matic		92/11		10
CLS63 AMG		92/11		10
E350		98/13		13
E350 4Matic				13,31

	Interior Volume (cu.ft.)			
	Passenger / Cargo			
	2dr	4dr	Hatch	Pg
E350 4matic		98/13		13,31
E350 4matic (wagon)		100/36		16
E350 4matic Coupe	81/11			8,31
E350 Bluetec		97/14		13,26
E350 Convertible	80/6			8,31
E350 Coupe	81/11			8,31
E550 4matic		98/13		13
E550 Convertible	80/6			8
E550 Coupe	81/11			8
E63 AMG		98/13		13
E63 AMG (wagon)		100/36		16
F-Cell				36
G550				24
GL350 Bluetec 4matic				24,26
GL450 4matic				24
GL550 4matic				24
GLK350				21
GLK350 4matic				24
ML 350 4MATIC				32
ML350 4matic				24
ML350 Bluetec 4matic				24,26
ML550 4matic				24
ML63 AMG				24
R350 4matic				24
R350 Bluetec 4matic				24,26
S350 Bluetec 4matic		109/16		15,26
S400 Hybrid		109/16		15,28
S550		109/16		15
S550 4matic		109/16		15
S600		109/16		15
S63 AMG		109/16		15
S65 AMG		109/16		15
SL550				6
SL63 AMG				6
SLK250				6
SLK350				6
SLK55 AMG				6
SLS AMG				6
SLS AMG Roadster				6
<b>MINI</b>				
Cooper		76/6		6
Cooper Clubman			80/17	9
Cooper Convertible	74/6			6
Cooper Countryman			87/16	10
Cooper Coupe				6
Cooper Roadster				6
Cooper S		76/6		6
Cooper S Clubman			80/17	9
Cooper S Convertible	74/6			7
Cooper S Countryman		87/16		10
Cooper S Countryman All4		87/16		10
Cooper S Coupe				6
Cooper S Roadster				6
John Cooper Works	76/6			7
John Cooper Works Clubman			80/17	9
John Cooper Works Convertible	74/6			7
John Cooper Works Coupe				6
John Cooper Works Roadster				6
<b>MITSUBISHI</b>				
Eclipse		82/16		9
Eclipse Spyder	76/5			7
Galant		101/13		13

Interior Volume (cu.ft.)

Passenger / Cargo

	2dr	4dr	Hatch	Pg
i-MiEV			85/13	4,9,27
				4,9,27
Lancer		93/12		10
Lancer AWD		93/12		11
Lancer Evolution		93/7		11
Lancer Sportback			95/14	16
Outlander 2WD				21
Outlander 4WD				24
Outlander Sport 2WD				22
Outlander Sport 4WD				24

NISSAN

370Z	52/7			6
370Z Roadster	52/4			6
Altima		101/15		13
Altima Coupe	89/8			9
Armada 2WD				22,34
Armada 4WD				24,35
Cube		98/11		16
Frontier 2WD				17
Frontier 4WD				17
GT-R	79/9			9
Juke		86/10		16
Juke AWD		86/10		16
Leaf			90/23	4,13,27
Maxima		96/14		14
Murano AWD				24
Murano CrossCabriolet				24
Murano FWD				22
Pathfinder 2WD				22
Pathfinder 4WD				24
Quest				20
Rogue AWD				24
Rogue FWD				22
Sentra		97/13		14
Titan 2WD				18,32
Titan 4WD				18,33
Versa		90/15	95/18	11
Xterra 2WD				22
Xterra 4WD				24

PORSCHE

911 C4 GTS	70/5			7
911 C4 GTS Cabriolet	68/5			7
911 Carrera	70/5			7
911 Carrera 4	70/5			7
911 Carrera 4 Cabriolet	68/5			7
911 Carrera 4 Targa	70/5			7
911 Carrera 4S	70/5			7
911 Carrera 4S Cabriolet	68/5			7
911 Carrera 4S Targa	70/5			7
911 Carrera Cabriolet	68/5			7
911 Carrera S	70/5			7
911 Carrera S Cabriolet	68/5			7
911 GTS	70/5			7
911 GTS Cabriolet	68/5			7
911 Speedster				6
911 Turbo Cabriolet	70/5			7
911 Turbo Coupe	70/5			7
911 Turbo S Cabriolet	70/5			7
911 Turbo S Coupe	70/5			7
Boxster				6
Boxster S				6
Boxster Spyder				6
Cayenne				24

Interior Volume (cu.ft.)

Passenger / Cargo

	2dr	4dr	Hatch	Pg
Cayenne S				24
Cayenne S Hybrid				24,29
Cayenne Turbo				24
Cayman				6
Cayman R				6
Cayman S				6
New 911 Carrera	70/5			7
New 911 Carrera Cabriolet	68/5			7
New 911 Carrera S	70/5			7
New 911 Carrera S Cabriolet	68/5			7
Panamera		98/25		15
Panamera 4		98/25		15
Panamera 4S		98/25		15
Panamera S		98/25		15
Panamera S Hybrid		98/25		15,28
Panamera Turbo		98/25		15
Panamera Turbo S		98/25		15

RAM

C/V Cargo Van				20,34
---------------	--	--	--	-------

ROLLS-ROYCE

Ghost		111/14		15
Ghost EWB		118/14		15
Phantom		113/14		15
Phantom Coupe	96/13			11
Phantom Drophead Coupe	97/11			11
Phantom EWB		125/14		15

ROUSH PERFORMANCE

Stage 3 Mustang	83/13			9
-----------------	-------	--	--	---

SAAB

9-3 Convertible	90/15			11,31
9-3 Sedan AWD		90/15		11
9-3 Sport Sedan		90/15		11,31
9-3 SportCombi		96/30		16,32
9-3X SportCombi AWD		96/30		16
9-4X AWD				24
9-4X FWD				22
9-5 Sedan		99/18		14,32
9-5 Sedan AWD		99/18		14

SCION

iQ			74/4	4,7
iC			90/15	11
xB		101/22		16
xD			84/11	9

SMART

fortwo cabriolet				6
fortwo coupe				6

SUBARU

Forester AWD		108/34		24
Impreza AWD		96/12		11
Impreza Wagon/Outback Sport AWD		97/22		16
Legacy AWD		103/15		14
Outback Wagon AWD		105/35		25
Tribeca AWD		99/43		25

SUZUKI

Equator 2WD				17
Equator 4WD				17
Grand Vitara				22
Grand Vitara 4WD				25
Kizashi		92/13		11
Kizashi AWD		92/13		11

Interior Volume (cu.ft.)

Passenger / Cargo

	2dr	4dr	Hatch	Pg
Kizashi S		92/13		11
Kizashi S AWD		92/13		11
SX4		90/8		16
SX4 AWD		90/8		16
SX4 Sedan		88/16		11
SX4 Sport		88/16		11

TESLA

Model S				4,15,27
			94/26	4,15,27

TOYOTA

4Runner 2WD				22
4Runner 4WD				25
Avalon		107/14		15
Camry		103/15		14
Camry Hybrid LE		103/13		14,28
Camry Hybrid XLE		103/13		14,28
Corolla		92/12		11
FJ Cruiser 2WD				22
FJ Cruiser 4WD				25
Highlander 2WD				22
Highlander 4WD				25
Highlander Hybrid 4WD				25,29
Matrix		94/20		16
Prius			94/22	4,14,28
Prius c			87/17	4,11,28
Prius Plug-in Hybrid			94/22	14,30
Prius v			97/34	4,17,28
RAV4 2WD				22
RAV4 4WD				25
RAV4 EV				27
Sequoia 2WD				22
Sequoia 4WD				25
Sequoia 4WD FFV				25,35
Sienna 2WD				20
Sienna AWD				20
Tacoma 2WD				4,17
Tacoma 4WD				17
Tundra 2WD				18
Tundra 4WD				18
Tundra 4WD FFV				18,33
Venza				22
Venza AWD				25
Yaris		87/13	85/15	11

VOLKSWAGEN

Beetle			85/12	9
CC		94/13		11
CC 4motion		94/13		11
Eos	77/11			9
Golf			94/15	11,26
Golf R			93/15	11
GTI			94/15	11
Jetta		94/16		11,26
Jetta SportWagen		92/33		4,16,26
Passat		102/16		14,26
Routan				20,34
Tiguan				22
Tiguan 4motion				25
Touareg				25,26
Touareg Hybrid				25,29

VOLVO

C30 FWD			89/15	11
C70 FWD	84/13			9
S60 AWD		92/14		11
S60 FWD		92/14		11

Interior Volume (cu.ft.)

Passenger / Cargo

	2dr	4dr	Hatch	Pg
S80 AWD		98/15		14
S80 FWD		98/15		14
XC60 AWD		99/34		25
XC60 FWD		99/34		22
XC70 AWD		98/37		25
XC70 FWD		98/37		22
XC90 AWD				25
XC90 FWD				22

VPG

MV-1				19
MV-1 CNG				19,26

## NEW FUEL ECONOMY LABELS FOR 2013 MODEL YEAR

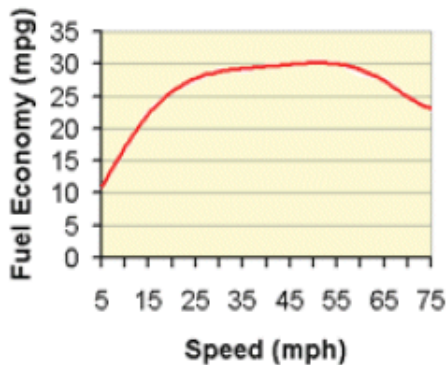
EPA recently redesigned the Fuel Economy and Environment Labels that must be affixed to new vehicles starting with the 2013 model year. Manufacturers are allowed to start using the new labels on 2012 model year vehicles. So, you may want to familiarize yourself with the new label format. The example below shows a sample label for a gasoline vehicle. Slightly different designs will be used for flexible-fuel vehicles, electric vehicles and plug-in hybrids.

The image shows a sample EPA Fuel Economy and Environment label for a gasoline vehicle. The label is divided into several sections with callout boxes explaining their content:

- Top Left:** Fuel economy for city, highway, and combined city/highway driving (55% city and 45% highway) in miles per gallon. The label shows 26 MPG combined, 22 MPG city, and 32 MPG highway.
- Top Middle:** Combined city/highway fuel economy range for vehicles in same EPA vehicle class and fuel economy for most efficient vehicle overall for model year. The label shows a range from 16 to 32 MPG, with the best vehicle at 99 MPG.
- Top Right:** Technology and fuel type, such as gasoline, diesel, flexible fuel (gasoline-ethanol [E85]), plug-in hybrid (electricity-gasoline), and electric vehicle. The label identifies it as a "Gasoline Vehicle".
- Middle Left:** Fuel consumption in gallons per 100 miles in combined city/highway driving. The label shows 3.8 gallons per 100 miles.
- Middle Right:** Fuel cost savings or extra expenditure compared to an "average" new vehicle of the same model year. The label shows "You save \$1,850 in fuel costs over 5 years compared to the average new vehicle."
- Bottom Left:** Annual fuel cost based on 15,000 miles per year at \$3.70 per gallon for regular unleaded and \$3.95 for premium. The label shows an "Annual fuel COST \$2,150".
- Bottom Middle:** Annual mileage, fuel cost, and other assumptions used to calculate estimates on the sticker. The label includes the website "fueleconomy.gov" and the text "Calculate personalized estimates and compare vehicles".
- Bottom Right:** Compares tailpipe emissions of smog-producing pollutants to those of other vehicles of the same model year. The label shows a "Fuel Economy & Greenhouse Gas Rating" of 7 (out of 10) and a "Smog Rating" of 6 (out of 10). It also includes a QR code labeled "Smartphone QR Code" and "SAMPLE".

## Drive More Efficiently

- Aggressive driving (speeding and rapid acceleration and braking) can lower your gas mileage by as much as 33% at highway speeds and 5% around town.
- Observe the speed limit. Each 5 MPH you drive over 60 MPH can reduce your fuel economy by 7-8%.



- Avoid idling. Idling gets 0 miles per gallon and costs you as much as \$0.04 per minute.

- Using cruise control on the highway helps you maintain a constant speed and, in most cases, will save gas.

## Keep Your Car in Shape

- Fixing a car that is noticeably out of tune can improve gas mileage by about 4%.
- Keeping tires inflated to the recommended pressure and using the recommended grade of motor oil can improve fuel economy by up to 5%.

The manufacturer's recommended tire pressure can be found on the tire information placard and/or vehicle certification label located on the vehicle door edge, doorpost, glove-box door, or inside the trunk lid.

- Keep your tires aligned and balanced.
- Replacing a clogged air filter can improve gas mileage on older cars with carbureted engines.

## Plan and Combine Trips

- A warmed-up engine is more fuel-efficient

than a cold one. Many short trips taken from a cold start can use twice as much fuel as one multipurpose trip covering the same distance.

**Note:** Letting your car idle to warm up doesn't help your fuel economy; it actually uses more fuel and creates more pollution.

## Other Solutions

- Avoid carrying unneeded items. An extra 100 lbs. can decrease fuel economy by 1-2%.
- A roof rack or carrier provides additional cargo space and may allow you to meet your needs with a smaller car. However, a loaded roof rack can decrease your fuel economy by 5%.

Reduce aerodynamic drag and improve your fuel economy by placing items inside the trunk whenever possible.

For more mileage tips and information about gasoline pricing, visit [www.fueleconomy.gov](http://www.fueleconomy.gov).