



DEPARTMENT OF DEFENSE BASE STRUCTURE REPORT FISCAL YEAR 2007 BASELINE (A Summary of DoD's Real Property Inventory)



OFFICE OF THE DEPUTY UNDER SECRETARY OF DEFENSE
(INSTALLATIONS & ENVIRONMENT)

**Department of Defense
Base Structure Report (BSR)
FY 2007 Baseline**

| | | |
|--------------|--|--------------------|
| I. | INTRODUCTION | DoD-2 |
| II. | CONTENT AND ORGANIZATION | DoD-2 |
| III. | DATA SOURCES AND DEFINITIONS..... | DoD-3 |
| IV. | PORTFOLIO SUMMARY | DoD-6 |
| V. | SUMMARY OF CHANGES | DoD-20 |
| VI. | CONCLUSION | DoD-20 |
| VII. | SITE SIZE SUMMARIES..... | DoD-22 |
| VIII. | TOTAL DOD INVENTORY | DoD-34 |
| IX. | INDIVIDUAL SERVICE INVENTORIES..... | DoD-98 |
| | 1. ARMY | ARMY-1 |
| | 2. NAVY | NAVY-1 |
| | 3. AIR FORCE | AIR FORCE-1 |
| | 4. MARINE CORPS | USMC-1 |
| | 5. WASHINGTON HEADQUARTERS SERVICE | WHS-1 |
| X. | STATE/TERRITORIES ARMY NATIONAL GUARD INVENTORY | STATE-1 |

Department of Defense Base Structure Report (BSR) FY 2007 Baseline

I. INTRODUCTION

The Base Structure Report FY 2007 Baseline represents a consolidated summary of the Department of Defense real property inventory (RPI) as reflected in Military Departments' and Washington Headquarters Service's native real property databases as of September 30, 2006. The annual reporting of unclassified real property assets (facilities and land) is in accordance with Section 2721 of title 10 United States Code, *Real Property Records*, and currently culminates in the population of OSD's Facilities Assessment Database (FAD). As part of the Department's business transformation innovations, a new net-centric data warehouse (the Real Property Assets Database or RPAD) is in development and will soon house the Department's real property. The FAD has been the data source for the Base Structure Report since 1999 and is also the authoritative data source for various OSD models such as the Facilities Sustainment Model (FSM), the Facilities Modernization Model (FMM), and the Facilities Operations Model (FOM). It is the Department source of record used to answer senior DoD leadership and Congressional inquiries concerning specific RPI issues.

The 2007 BSR provides a comprehensive listing of sites owned or used by the Department. For each site large enough to be individually listed in the report (inclusion criteria provided in Section II), a summary of buildings, square footage, BRAC 2005 actions, acreage, total plant replacement value (all facilities), and personnel is provided. Other pertinent information such as component and the name of the nearest city is also included. For any questions concerning this report, please send an email message to: BSR@osd.mil. Electronic copies are available at <http://www.defenselink.mil/pubs> under Reports.

The Department of Defense remains one of the world's largest "landlords" with a physical plant consisting of more than 577,500 facilities (buildings, structures and linear structures) located on more than 5,300 sites, on over 32 million acres. In 2005, the Department began tracking the quality of its facilities and the reporting of quality status is summarized in Section IV. As the Department implements BRAC 2005 Closure and Realignment mandates, significant cost and facility quality benefits will be realized. As the domestic base structure begins realignment to meet future force structure projections, the BSR will identify and track those sites affected by BRAC 2005. BRAC Summary charts are also provided in Section IV.

II. CONTENT AND ORGANIZATION

The report is organized by State/Country and presented first as an overall DoD listing of all sites, then by each Military Service/Washington Headquarters Service (WHS). Each record includes the site name, the component (Active, Guard, or Reserve), BRAC identification, the name of the nearest city, the number of buildings owned, leased and other, total acres owned by the Services and the total acres used, the PRV (in \$ millions), and the authorized number of military, civilian, and other personnel (when available). The Plant Replacement Value (PRV) represents the OSD calculated cost of replacing the facility and its supporting infrastructure using today's construction cost (labor and material for that particular area) and standards (methodologies and codes). Other personnel include any non-appropriated employees, government contractors (if identified) or foreign nationals (if identified) performing work at the site, when this information is available.

It is important to note the following parameters for the content of this report:

**Department of Defense
Base Structure Report (BSR)
FY 2007 Baseline**

- **Timeliness.** While the physical base structure may change throughout the year (new construction, demolitions, etc.), the BSR is a “snapshot” of the DoD’s physical plant, as reported on September 30, 2006. The bases listed may be in various stages of activity, including unused or awaiting disposal. Due to the legalities involved in transferring deeded property, individual Service inventories may still include a legal property record long after the decision has been made to transfer that asset to another organization. Likewise, ongoing additions to the base structure, including in-transfers, are often not officially recorded until well after the actual decision and occupancy has been finalized.

- **Mode of View.** For the purpose of this report, each entry is defined as a site at a specific location with a name and real property assets (see definition of a “site” in the next section). In FY06, DoD began to standardized reporting across all Services/WHS.

- **Display Criteria.** This report includes specific information on those sites meeting a predetermined size and value criteria (except for the Army National Guard State Sites in Section X). To qualify for entry in the published report, a site located in the United States must be larger than 10 acres **AND** have a PRV greater than \$10 million. If the site is located in a foreign country, it must be larger than 10 acres **OR** have a PRV greater than \$10 million to be shown as a separate entry. As a result of implementing the standard definition of a “Site” the number of DoD sites increased approximately 1,600 from last year’s report. The majority of the increase reflect individual missile sites that were previously rolled up to the parent installation are now reported under “Other” category and Army National Guard sites with Federal-owned assets. To preserve the comprehensiveness of the report, sites that do not meet these criteria are aggregated as an “Other” location within each state or country. Due to the typical smaller size of the Army National Guard State Sites, the criteria is slightly reduced to show approximately the same percentage of the total number of sites as shown in the rest of the report. State sites are shown if the site is larger than 5 acres **AND** has a PRV greater than \$5 million. State sites not meeting this criteria are aggregated as “Other” for each state.

- **Personnel Data.** Personnel data is included in this report **ONLY** as a means of showing magnitude of size and should not be construed as validated Military Department Manpower Data. Personnel data was collected from multiple sources, to include inputs from the individual Services personnel databases. Since personnel totals reflected in this report attempt to show all personnel regardless of Service affiliation assigned to individual sites or locations, totals should not be confused and viewed as representing only individual Service total strength. It is also possible that totals in this report may not reflect the actual population at a particular site. Detailed personnel questions should be addressed to the appropriate Service manpower or personnel offices.

III. DATA SOURCES AND DEFINITIONS

The inventory data included in this report is extracted directly from the native Services’ real property inventories; i.e., Army - HQ Army Integrated Facilities System (IFS), Navy and Marine Corps – Navy Facilities Assets Database (NFADB), and the Air Force’s Real Property Asset (RPA) database. Washington Headquarters Service provided their real property inventory.

This report does not attempt to replicate all the details included the source databases. Instead, this report provides a summary view of

**Department of Defense
Base Structure Report (BSR)
FY 2007 Baseline**

the Department's sites using common elements that should answer most questions. An explanation of criteria used for each column in the BSR is shown below:

- **SITE:** Indicates the Site name as used in the Services' databases. This is based on the Services/WHS implementation of the DoD standardized definition of a Site.
- **BRAC 2005:** Indicates BRAC 2005 action (C = Closure or R = Realignment) as per Appendix Q Text of 2005 Defense Base Closure and Realignment Commission Final and Approved Recommendations.
- **COMPONENT:** Designates the primary component for the owner/reporter of a site, either Active, Guard, or Reserve.
- **NAME NEAREST CITY:** Identifies the name of the city in which the real property assets are located or the city nearest to the assets
- **BUILDINGS:** A roofed, floored, and walled enclosed structure (of one or more levels) that is constructed over a plot of land and is suitable for any of a wide variety of activities, such as living, office and/or manufacturing spaces.
- **STRUCTURES:** A facility classified as other than a building or linear structures which is constructed on or in the land (e.g., roads, bridges, shelters, ranges).
- **LINEAR STRUCTURES:** A distribution system that provides a common service or commodity to one or more buildings or structures (e.g., communications lines, electrical power distribution, sewage treatment).

Note on Buildings Information: Buildings are classified according to the DoD Real Property Classification System (RPCS) Facility Type in lieu of the Services' classification. State Owned building/square footage is applicable to Army National Guard assets only.

- **BUILDINGS OWNED COUNT:** Represents the number of buildings owned by the Service at the particular site.
- **BUILDINGS OWNED SQFT:** Reflects the normalized RPCS building square footage for the buildings identified as owned.
- **BUILDINGS STATE OWNED COUNT:** Represents the number of buildings that are owned by the State at the particular site.
- **BUILDINGS STATE OWNED SQFT:** Reflects the normalized RPCS building square footage for the buildings identified as State-Owned.
- **BUILDINGS LEASED COUNT:** Identifies the number of buildings leased and reported by the Services in their inventories.

**Department of Defense
Base Structure Report (BSR)
FY 2007 Baseline**

- **BUILDINGS LEASED SQFT:** Reflects the normalized RPCS building square footage for the buildings identified as leased in the Services' databases.
 - **BUILDINGS OTHER COUNT:** Identifies the number of buildings not identified as owned or leased and reported by the Services in their inventories.
 - **BUILDINGS OTHER SQFT:** Reflects the normalized RPCS building square footage for the buildings not identified as owned or leased in the Services' databases.
 - **TOTAL ACRES:** Identifies the total number of acres owned, used by, or leased to the DoD. It includes public land, land owned by other federal agencies, and acreage of foreign soil used by DoD sites. In Sections VIII and IX, the total does not include State-Owned land. In Section X, the total includes State-Owned land.
 - **PRV (\$M):** Total Plant Replacement Value (PRV) for all facilities (buildings, structures, and linear structures) included in the Services RPI databases. This value is the cost to replace the current physical plant (facilities and supporting infrastructure) using today's construction costs (labor and materials) and standards (methodologies and codes). The PRV represents the OSD-calculated value adjusted for facilities that exceeded the RPCS size limit; for instance, the PRV is reduced by the proportional reduction of the facility size. In Sections VIII and IX, the value for State-Owned assets are not included. In Section X, the value of State-Owned assets are included.
- Note on Personnel Data:** This information is provided ONLY to project a level of magnitude when comparing sites. The Services do not maintain their personnel data in direct relation to their Real Property Information. While every effort was made to match the personnel strengths to the appropriate site, the population may not reflect the actual population of the site. Detailed personnel questions should be addressed to the appropriate Service manpower or personnel offices.
- **MIL:** Identifies all known military personnel authorized for the site. Includes Active Duty, Guard, and Reserve personnel, regardless of Service affiliation.
 - **CIV:** Identifies all known DoD civilian personnel identified for the site, regardless of Service affiliation. Note: civilian numbers for the Navy represent assigned personnel not authorized.
 - **OTHER:** Identifies all known other civilian personnel identified for the site, including personnel paid from Non-appropriated Funds (NAF), Foreign Nationals (direct hire) at foreign locations, and, if available, any full-time contractor personnel, regardless of Service affiliation.

**Department of Defense
Base Structure Report (BSR)
FY 2007 Baseline**

IV. PORTFOLIO SUMMARY

The real property portfolio managed by the Department of Defense encompasses a worldwide footprint to include all 50 States, seven U.S. territories, and 39 foreign countries of which the majority of the foreign sites are located in Germany (287 sites), Japan (130 sites) and South Korea (106 sites). Locations of DoD sites by Service and Agency are depicted at Figure 1.

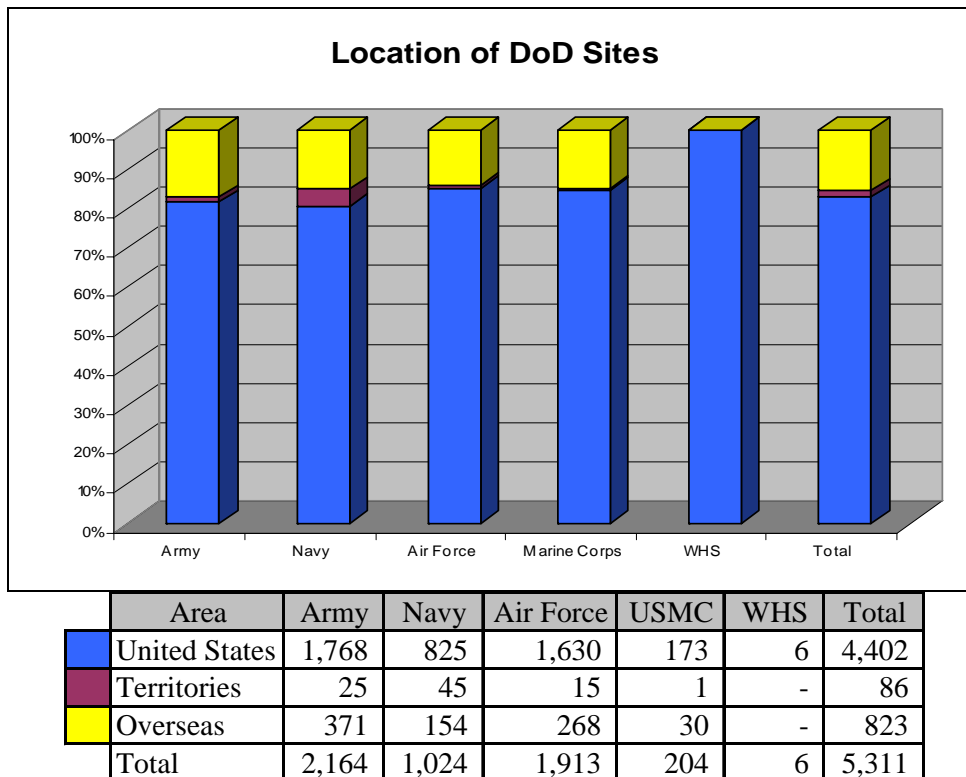


Figure 1. Locations of DoD Sites by Service/Agency

**Department of Defense
Base Structure Report (BSR)
FY 2007 Baseline**

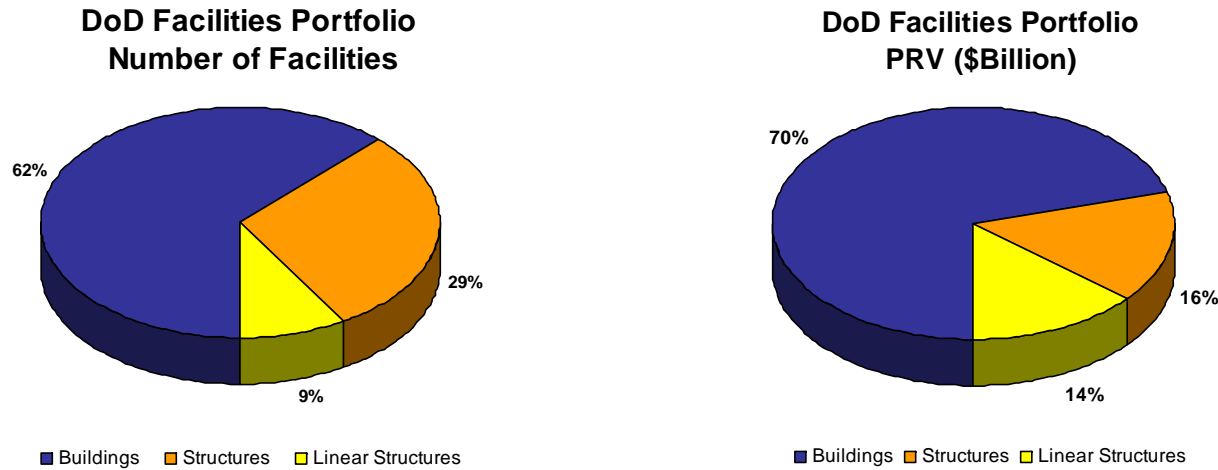
DoD's Real Property Classification System (RPCS), developed by ODUSD (I&E), serves as the framework for cataloging the Department's real property portfolio. The Department's worldwide real property facility portfolio is summarized at Table 1.

| | Buildings | Structures | Linear Structures | Total |
|---------------|-----------|------------|-------------------|---------|
| United States | 280,451 | 140,275 | 37,743 | 458,469 |
| Territories | 6,503 | 3,369 | 822 | 10,694 |
| Overseas | 56,913 | 41,140 | 10,303 | 108,356 |
| Grand Total | 343,867 | 184,784 | 48,868 | 577,519 |

Table 1. Overview of DoD Worldwide Facility Footprint

Department of Defense Base Structure Report (BSR) FY 2007 Baseline

The Department's real property facility inventory by Service and WHS is depicted in Figure 2. Buildings represent the majority of the Department's portfolio (62%), followed by structures (29%), and Linear Structures (9%). As noted in Figure 2, the Army possesses the largest quantity of facilities and the largest plant replacement value (PRV) of the Department's total inventory. DoD's facilities portfolio by PRV is also shown in Figure 2.



| | Number of Assets | | | | | PRV (\$B) | | | |
|--------------|------------------|------------|-------------------|---------|--------------|-----------|------------|-------------------|-----------|
| | Buildings | Structures | Linear Structures | Total | | Buildings | Structures | Linear Structures | Total |
| Army | 159,026 | 74,800 | 21,839 | 255,665 | Army | \$ 185.98 | \$ 41.25 | \$ 36.73 | \$ 263.97 |
| Navy | 68,711 | 39,371 | 8,591 | 116,673 | Navy | \$ 108.48 | \$ 42.61 | \$ 19.85 | \$ 170.94 |
| Air Force | 90,722 | 56,402 | 16,767 | 163,891 | Air Force | \$ 136.18 | \$ 64.86 | \$ 27.10 | \$ 228.13 |
| Marine Corps | 25,278 | 14,056 | 1,646 | 40,980 | Marine Corps | \$ 30.22 | \$ 10.51 | \$ 4.21 | \$ 44.93 |
| WHS | 130 | 155 | 25 | 310 | WHS | \$ 3.22 | \$ 0.47 | \$ 0.54 | \$ 4.22 |
| DoD | 343,867 | 184,784 | 48,868 | 577,519 | DoD | \$ 464.07 | \$ 159.70 | \$ 88.43 | \$ 712.20 |

Figure 2. DoD Facilities Portfolio

**Department of Defense
Base Structure Report (BSR)
FY 2007 Baseline**

Buildings Profile

DoD occupies a reported 343,867 buildings throughout the world, valued at over \$464 billion and comprising almost 2.4 billion square feet. The Department's profile by legal interest is depicted at Table 2. Almost 76% of the buildings used by the Department are owned while less than 3% are leased.

| | Owned | Leased | Other ¹ | Total |
|--------------|---------|--------|--------------------|---------|
| Army | 106,875 | 5,525 | 46,626 | 159,026 |
| Navy | 56,083 | 1,276 | 11,352 | 68,711 |
| Air Force | 26,596 | 2,469 | 7,043 | 90,722 |
| Marine Corps | 16,425 | 247 | 8,606 | 25,278 |
| WHS | 16 | 114 | | 130 |
| DoD Total | 205,995 | 9,631 | 73,627 | 343,867 |

Table 2. DoD Buildings Profile by Legal Interest

¹In Sections VIII and IX of the report, report heading 'Other' includes all legal Interest Types except Owned and Leased.

The Department's building profile by RPCS facility class and square feet (SF) is shown in Figure 3. With the exception of Maintenance and Production and RDT&E facilities, the Army possesses the largest SF of all facility classes for a total of 1,005 million SF.

Department of Defense Base Structure Report (BSR) FY 2007 Baseline

Buildings SqFt (Million) by Service/Agency and Facility Class

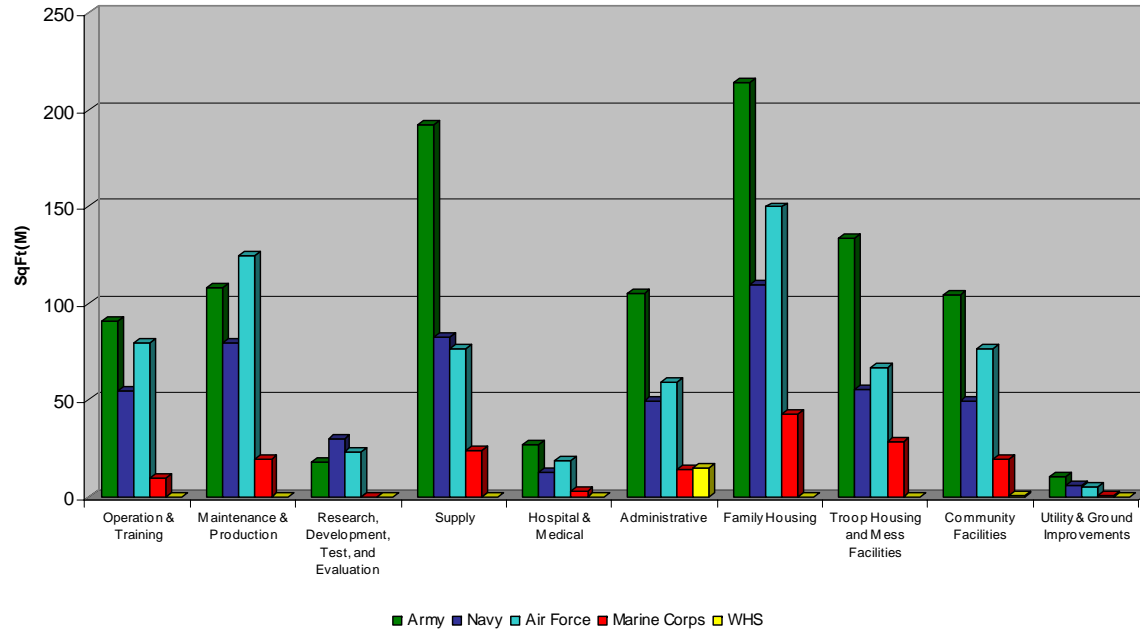


Figure 3. Square Feet (Million) by Service/Agency and Facility Class

Department of Defense Base Structure Report (BSR) FY 2007 Baseline

The Department's buildings profile by PRV and Square Footage is provided in Figure 4.

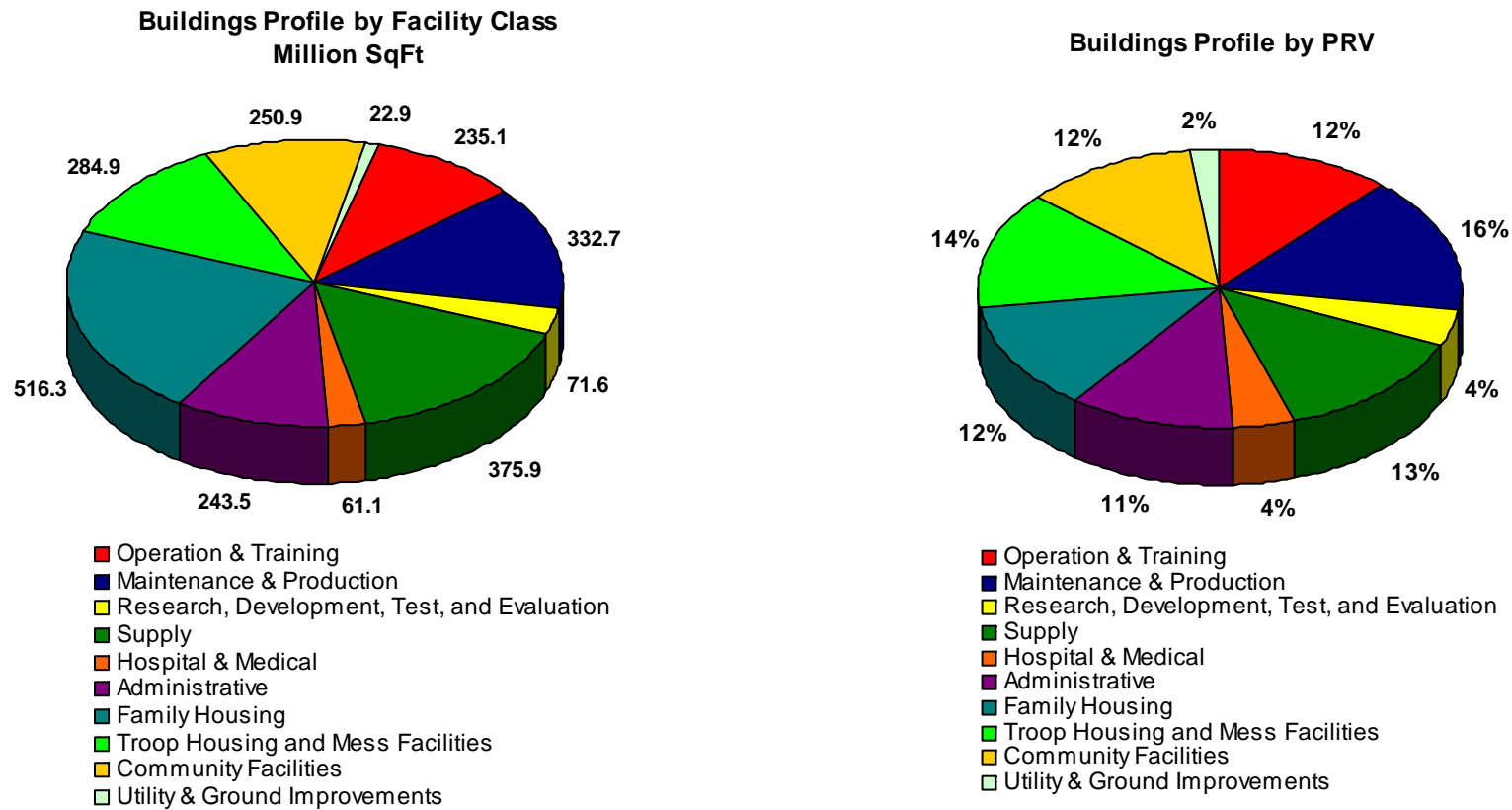


Figure 4. Buildings Profile

Department of Defense Base Structure Report (BSR) FY 2007 Baseline

The Department's Buildings Profile (Count, SqFt & PRV) by Facility Class, Area, and Ownership is provided in Table 3.

| FAC Class | Area | Owned | | | Leased | | | Other | | | DoD Total | | |
|---|---------------|---------|----------|------------|--------|----------|-----------|--------|----------|-----------|-----------|----------|------------|
| | | Count | SqFt (M) | PRV(\$M) | Count | SqFt (M) | PRV (\$M) | Count | SqFt (M) | PRV (\$M) | Count | SqFt (M) | PRV (\$M) |
| Operation & Training | United States | 20,675 | 203.32 | 44,842.45 | 308 | 4.38 | 846.36 | 384 | 3.34 | 751.56 | 21,367 | 211.04 | 46,440.38 |
| | Territories | 552 | 3.22 | 1,295.12 | 1 | 0.02 | 4.35 | 2 | 0.01 | 2.31 | 555 | 3.24 | 1,301.78 |
| | Overseas | 3,128 | 11.60 | 3,738.62 | 23 | 0.18 | 37.00 | 1,254 | 9.07 | 2,476.15 | 4,405 | 20.86 | 6,251.78 |
| Operation & Training Total | | 24,355 | 218.15 | 49,876.19 | 332 | 4.57 | 887.71 | 1,640 | 12.42 | 3,230.02 | 26,327 | 235.14 | 53,993.93 |
| Maintenance & Production | United States | 21,167 | 288.95 | 62,367.42 | 126 | 2.14 | 457.83 | 418 | 4.30 | 910.75 | 21,711 | 295.39 | 63,735.99 |
| | Territories | 287 | 2.88 | 1,196.35 | | | | 2 | 0.05 | 28.40 | 289 | 2.93 | 1,224.75 |
| | Overseas | 2,200 | 16.38 | 4,430.04 | 15 | 0.16 | 39.45 | 1,155 | 17.84 | 4,739.41 | 3,370 | 34.38 | 9,208.90 |
| Maintenance & Production Total | | 23,654 | 308.21 | 67,993.81 | 141 | 2.30 | 497.27 | 1,575 | 22.18 | 5,678.55 | 25,370 | 332.69 | 74,169.64 |
| Research, Development, Test, and Evaluation | United States | 5,639 | 69.83 | 18,289.79 | 32 | 0.39 | 86.35 | 94 | 0.56 | 125.79 | 5,765 | 70.77 | 18,501.93 |
| | Territories | 7 | 0.03 | 23.29 | | | | | | | 7 | 0.03 | 23.29 |
| | Overseas | 114 | 0.63 | 369.51 | 2 | 0.01 | 4.89 | 14 | 0.11 | 35.31 | 130 | 0.75 | 409.71 |
| Research, Development, Test, and Evaluation Total | | 5,760 | 70.49 | 18,682.59 | 34 | 0.40 | 91.24 | 108 | 0.67 | 161.11 | 5,902 | 71.55 | 18,934.93 |
| Supply | United States | 47,719 | 309.00 | 48,338.10 | 140 | 2.99 | 512.29 | 2,222 | 8.00 | 2,187.58 | 50,081 | 319.99 | 51,037.97 |
| | Territories | 677 | 3.16 | 1,338.93 | | | | 3 | 0.05 | 5.99 | 680 | 3.21 | 1,344.92 |
| | Overseas | 6,392 | 24.87 | 4,536.60 | 46 | 1.94 | 227.05 | 3,790 | 25.85 | 4,783.62 | 10,228 | 52.66 | 9,547.27 |
| Supply Total | | 54,788 | 337.04 | 54,213.63 | 186 | 4.93 | 739.34 | 6,015 | 33.90 | 6,977.20 | 60,989 | 375.87 | 61,930.16 |
| Hospital & Medical | United States | 1,399 | 50.91 | 15,833.98 | 45 | 0.56 | 140.38 | 25 | 0.74 | 215.29 | 1,469 | 52.22 | 16,189.64 |
| | Territories | 44 | 0.68 | 409.61 | | | | | | | 44 | 0.68 | 409.61 |
| | Overseas | 314 | 3.58 | 1,218.51 | 7 | 0.10 | 26.15 | 171 | 4.54 | 1,589.31 | 492 | 8.23 | 2,833.98 |
| Hospital & Medical Total | | 1,757 | 55.17 | 17,462.09 | 52 | 0.67 | 166.53 | 196 | 5.28 | 1,804.60 | 2,005 | 61.12 | 19,433.23 |
| Administrative | United States | 12,577 | 192.91 | 39,464.57 | 270 | 11.01 | 2,018.46 | 486 | 3.14 | 628.08 | 13,333 | 207.05 | 42,111.11 |
| | Territories | 238 | 1.64 | 635.97 | | | | 5 | 0.03 | 13.25 | 243 | 1.67 | 649.22 |
| | Overseas | 2,077 | 11.23 | 2,718.60 | 56 | 0.70 | 166.44 | 1,374 | 22.88 | 5,486.79 | 3,507 | 34.81 | 8,371.83 |
| Administrative Total | | 14,892 | 205.78 | 42,819.14 | 326 | 11.71 | 2,184.89 | 1,865 | 26.05 | 6,128.12 | 17,083 | 243.54 | 51,132.15 |
| Family Housing | United States | 69,744 | 204.34 | 21,838.88 | 3,576 | 14.56 | 1,498.66 | 48,658 | 162.46 | 17,101.79 | 121,978 | 381.35 | 40,439.33 |
| | Territories | 3,324 | 7.82 | 1,674.01 | | | | | | | 3,324 | 7.82 | 1,674.01 |
| | Overseas | 7,283 | 18.37 | 2,361.91 | 4,540 | 20.29 | 2,274.09 | 6,971 | 88.42 | 11,178.41 | 18,794 | 127.08 | 15,814.41 |
| Family Housing Total | | 80,351 | 230.52 | 25,874.81 | 8,116 | 34.85 | 3,772.75 | 55,629 | 250.88 | 28,280.20 | 144,096 | 516.26 | 57,927.75 |
| Troop Housing and Mess Facilities | United States | 12,575 | 211.00 | 45,009.22 | 128 | 0.81 | 155.35 | 489 | 2.71 | 572.99 | 13,192 | 214.52 | 45,737.56 |
| | Territories | 504 | 3.31 | 1,328.31 | | | | | | | 504 | 3.31 | 1,328.31 |
| | Overseas | 2,630 | 33.18 | 7,969.55 | 86 | 0.42 | 92.24 | 1,551 | 33.44 | 8,543.52 | 4,267 | 67.04 | 16,605.31 |
| Troop Housing and Mess Facilities Total | | 15,709 | 247.50 | 54,307.08 | 214 | 1.23 | 247.59 | 2,040 | 36.15 | 9,116.51 | 17,963 | 284.88 | 63,671.18 |
| Community Facilities | United States | 19,530 | 173.18 | 35,479.62 | 142 | 2.02 | 334.03 | 512 | 5.53 | 1,132.79 | 20,184 | 180.73 | 36,946.44 |
| | Territories | 543 | 3.95 | 1,448.65 | 2 | 0.00 | 1.16 | 10 | 0.35 | 159.11 | 555 | 4.30 | 1,608.92 |
| | Overseas | 4,421 | 31.22 | 7,504.46 | 93 | 1.84 | 377.24 | 2,061 | 32.78 | 7,950.64 | 6,575 | 65.84 | 15,832.35 |
| Community Facilities Total | | 24,494 | 208.35 | 44,432.73 | 237 | 3.87 | 712.43 | 2,583 | 38.66 | 9,242.54 | 27,314 | 250.87 | 54,387.70 |
| Utility & Ground Improvements | United States | 10,906 | 17.17 | 6,006.99 | 18 | 0.02 | 4.02 | 447 | 0.71 | 443.42 | 11,371 | 17.91 | 6,454.43 |
| | Territories | 302 | 0.37 | 178.85 | | | | | | | 302 | 0.37 | 178.85 |
| | Overseas | 3,603 | 2.39 | 1,069.27 | 13 | 0.04 | 8.00 | 1,529 | 2.21 | 779.93 | 5,145 | 4.64 | 1,857.21 |
| Utility & Ground Improvements Total | | 14,811 | 19.94 | 7,255.11 | 31 | 0.06 | 12.02 | 1,976 | 2.92 | 1,223.35 | 16,818 | 22.92 | 8,490.49 |
| Total | United States | 221,931 | 1,720.61 | 337,471.02 | 4,785 | 38.88 | 6,053.72 | 53,735 | 191.49 | 24,070.03 | 280,451 | 1,950.98 | 367,594.76 |
| | Territories | 6,478 | 27.07 | 9,529.09 | 3 | 0.02 | 5.51 | 22 | 0.48 | 209.05 | 6,503 | 27.57 | 9,743.65 |
| | Overseas | 32,162 | 153.47 | 35,917.08 | 4,881 | 25.69 | 3,252.55 | 19,870 | 237.14 | 47,563.11 | 56,913 | 416.29 | 86,732.75 |
| Grand Total | | 260,571 | 1,901.15 | 382,917.19 | 9,669 | 64.58 | 9,311.78 | 73,627 | 429.11 | 71,842.20 | 343,867 | 2,394.84 | 464,071.16 |

Table 3. Buildings Profile (Count, Square Feet and PRV)

Department of Defense Base Structure Report (BSR) FY 2007 Baseline

Structures Profile

DoD uses a reported 184,784 structures throughout the world, valued at over \$159 billion. Table 4 depicts the Department's structures profile by legal interest. Over 90% of the Department's structures are owned while less than 1% are leased.

| | Owned | Leased | Other ¹ | Total |
|--------------|---------|--------|--------------------|---------|
| Army | 67,305 | 556 | 6,939 | 74,800 |
| Navy | 36,096 | 205 | 3,070 | 39,371 |
| Air Force | 52,132 | 231 | 4,039 | 56,402 |
| Marine Corps | 11,786 | 23 | 2,247 | 14,056 |
| WHS | 154 | 1 | | 155 |
| DoD Total | 167,473 | 1,016 | 16,295 | 184,784 |

Table 4. DoD Structures Profile by Legal Interest

¹ Assets where the legal interest is "State or Local Government Owned" are not included in the totals.

The predominant use of the structures by RPCS Facility Class and PRV is shown in Figure 5.

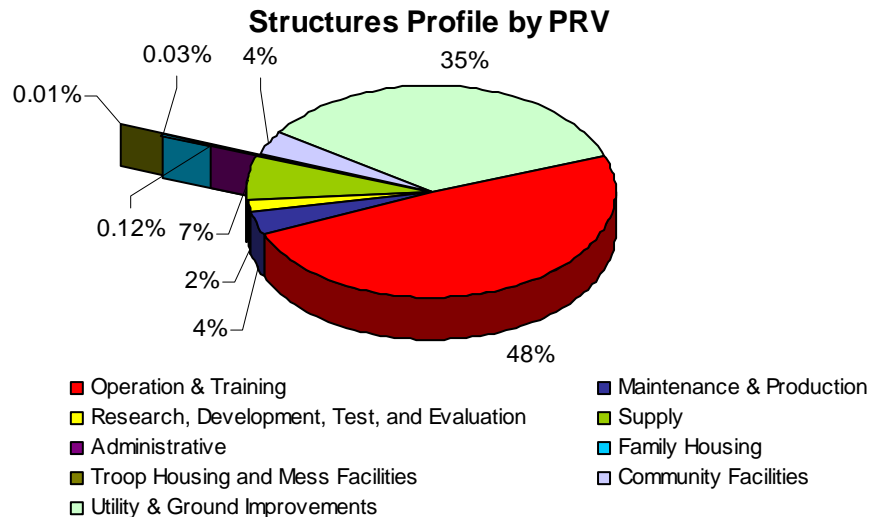


Figure 5. Structures Profile by PRV

**Department of Defense
Base Structure Report (BSR)
FY 2007 Baseline**

The Department's Structure Profile by RPCS facility class, area and interest is shown in Table 5.

| FAC Class | Area | Owned | | Leased | | Other | | DoD Total | |
|---|---------------|---------|------------|--------|-----------|--------|-----------|-----------|------------|
| | | Count | PRV (\$M) | Count | PRV (\$M) | Count | PRV (\$M) | Count | PRV (\$M) |
| Operation & Training | United States | 39,475 | 60,358.04 | 200 | 415.90 | 530 | 485.37 | 40,205 | 61,259.30 |
| | Territories | 766 | 3,871.20 | 1 | 0.00 | 1 | 0.00 | 768 | 3,871.20 |
| | Overseas | 7,750 | 8,018.96 | 23 | 22.86 | 2,677 | 4,883.97 | 10,450 | 12,925.79 |
| Operation & Training Total | | 47,991 | 72,248.20 | 224 | 438.76 | 3,208 | 5,369.33 | 51,423 | 78,056.30 |
| Maintenance & Production | United States | 3,877 | 4,861.52 | 15 | 2.24 | 27 | 21.12 | 3,919 | 4,884.88 |
| | Territories | 68 | 50.00 | | | | | 68 | 50.00 |
| | Overseas | 448 | 248.03 | | | 345 | 654.84 | 793 | 902.87 |
| Maintenance & Production Total | | 4,393 | 5,159.56 | 15 | 2.24 | 372 | 675.97 | 4,780 | 5,837.76 |
| Research, Development, Test, and Evaluation | United States | 2,696 | 2,633.80 | 1 | 0.31 | 24 | 7.70 | 2,721 | 2,641.81 |
| | Territories | 6 | 11.46 | | | | | 6 | 11.46 |
| | Overseas | 115 | 60.08 | | | 1 | 0.00 | 116 | 60.08 |
| Research, Development, Test, and Evaluation Total | | 2,817 | 2,705.34 | 1 | 0.31 | 25 | 7.70 | 2,843 | 2,713.35 |
| Supply | United States | 10,251 | 7,060.29 | 30 | 6.66 | 149 | 40.46 | 10,430 | 7,107.42 |
| | Territories | 210 | 718.45 | | | | | 210 | 718.45 |
| | Overseas | 1,763 | 1,821.64 | 5 | 0.72 | 637 | 1,360.60 | 2,405 | 3,182.96 |
| Supply Total | | 12,224 | 9,600.38 | 35 | 7.39 | 786 | 1,401.06 | 13,045 | 11,008.82 |
| Administrative | United States | 4,674 | 143.62 | 33 | 0.26 | 100 | 4.56 | 4,807 | 148.44 |
| | Territories | 102 | 1.89 | | | | | 102 | 1.89 |
| | Overseas | 789 | 38.29 | | | 172 | 3.03 | 961 | 41.32 |
| Administrative Total | | 5,565 | 183.80 | 33 | 0.26 | 272 | 7.60 | 5,870 | 191.65 |
| Family Housing | United States | 710 | 27.12 | | | 86 | 6.20 | 796 | 33.32 |
| | Territories | | | | | | | | 0.00 |
| | Overseas | 60 | 7.32 | | | | | 60 | 7.32 |
| Family Housing Total | | 770 | 34.44 | | | 86 | 6.20 | 856 | 40.64 |
| Troop Housing and Mess Facilities | United States | 520 | 12.18 | 3 | 0.01 | 1 | 0.02 | 524 | 12.21 |
| | Territories | 3 | 0.03 | | | | | 3 | 0.03 |
| | Overseas | 407 | 5.24 | | | 322 | 1.26 | 729 | 6.50 |
| Troop Housing and Mess Facilities Total | | 930 | 17.46 | 3 | 0.01 | 323 | 1.28 | 1,256 | 18.74 |
| Community Facilities | United States | 18,860 | 3,943.92 | 128 | 36.08 | 1,885 | 357.99 | 20,873 | 4,337.99 |
| | Territories | 618 | 165.96 | | | 5 | 0.45 | 623 | 166.41 |
| | Overseas | 4,823 | 951.05 | 130 | 31.98 | 871 | 306.15 | 5,824 | 1,289.18 |
| Community Facilities Total | | 24,301 | 5,060.93 | 258 | 68.06 | 2,761 | 664.59 | 27,320 | 5,793.58 |
| Utility & Ground Improvements | United States | 53,956 | 45,252.94 | 255 | 46.03 | 1,789 | 1,061.53 | 56,000 | 46,360.51 |
| | Territories | 1,586 | 3,111.67 | | | 3 | 0.03 | 1,589 | 3,111.70 |
| | Overseas | 12,940 | 4,308.35 | 192 | 16.71 | 6,670 | 2,238.50 | 19,802 | 6,563.56 |
| Utility & Ground Improvements Total | | 68,482 | 52,672.96 | 447 | 62.74 | 8,462 | 3,300.07 | 77,391 | 56,035.77 |
| Total | United States | 135,019 | 124,293.44 | 665 | 507.49 | 4,591 | 1,984.96 | 140,275 | 126,785.89 |
| | Territories | 3,359 | 7,930.67 | 1 | 0.00 | 9 | 0.48 | 3,369 | 7,931.15 |
| | Overseas | 29,095 | 15,458.95 | 350 | 72.27 | 11,695 | 9,448.35 | 41,140 | 24,979.58 |
| Grand Total | | 167,473 | 147,683.07 | 1,016 | 579.76 | 16,295 | 11,433.79 | 184,784 | 159,696.62 |

Table 5. Structure Profile (Count and PRV)

Department of Defense Base Structure Report (BSR) FY 2007 Baseline

Linear Structures Profile

DoD manages a reported 48,868 linear structure facilities throughout the world, valued at over \$88 billion. The Department’s linear structures profile by legal interest is depicted at Table 6. The Department owns over 87% of all linear structures.

| | Owned | Leased | Other | Total ¹ |
|--------------|--------|--------|-------|--------------------|
| Army | 17,940 | 223 | 3,676 | 21,839 |
| Navy | 7,623 | 43 | 925 | 8,591 |
| Air Force | 15,726 | 63 | 978 | 16,767 |
| Marine Corps | 1,446 | | 200 | 1,646 |
| WHS | 25 | | | 25 |
| DoD Total | 42,760 | 329 | 5,779 | 48,868 |

Table 6. DoD Linear Structures Profile by Legal Interest

¹ Assets where the legal interest is “State or Local Government Owned” are not included in the totals.

The predominant use of the linear structures by RPCS Facility Class and PRV is shown in Figure 6.

Linear Structures Profile by PRV

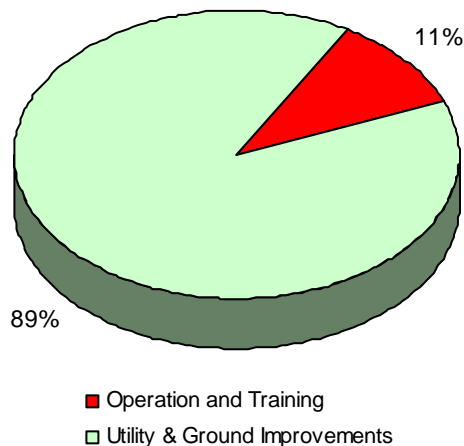


Figure 6. Linear Structures Profile by PRV

**Department of Defense
Base Structure Report (BSR)
FY 2007 Baseline**

The Department's Linear Structures Profile by RPCS facility class, area, and interest is shown in Table 7.

| FAC Class | Area | Owned | | Leased | | Other | | DoD Total | |
|-------------------------------------|---------------|--------|-----------|--------|----------|-------|-----------|-----------|-----------|
| | | Count | PRV(\$M) | Count | PRV(\$M) | Count | PRV(\$M) | Count | PRV(\$M) |
| Operation & Training | United States | 2,137 | 6,193.31 | 14 | 3.69 | 17 | 23.01 | 2,168 | 6,220.02 |
| | Territories | 46 | 534.18 | | | 1 | 0.01 | 47 | 534.19 |
| | Overseas | 362 | 1,095.07 | | | 151 | 1,506.09 | 513 | 2,601.16 |
| Operation & Training Total | | 2,545 | 7,822.57 | 14 | 3.69 | 169 | 1,529.11 | 2,728 | 9,355.37 |
| Utility & Ground Improvements | United States | 33,550 | 61,812.04 | 191 | 40.87 | 1,834 | 3,254.29 | 35,575 | 65,107.19 |
| | Territories | 770 | 1,932.06 | | | 5 | 0.23 | 775 | 1,932.29 |
| | Overseas | 5,895 | 5,728.46 | 124 | 19.96 | 3,771 | 6,288.45 | 9,790 | 12,036.88 |
| Utility & Ground Improvements Total | | 40,215 | 69,472.56 | 315 | 60.83 | 5,610 | 9,542.97 | 46,140 | 79,076.36 |
| Total | United States | 35,687 | 68,005.35 | 205 | 44.56 | 1,851 | 3,277.30 | 37,743 | 71,327.21 |
| | Territories | 816 | 2,466.24 | | | 6 | 0.24 | 822 | 2,466.48 |
| | Overseas | 6,257 | 6,823.54 | 124 | 19.96 | 3,922 | 7,794.54 | 10,303 | 14,638.04 |
| Grand Total | | 42,760 | 77,295.12 | 329 | 64.52 | 5,779 | 11,072.09 | 48,868 | 88,431.73 |

Table 7. Linear Structures Profile (Count and PRV)

Department of Defense Base Structure Report (BSR) FY 2007 Baseline

Land Profile

DoD manages over 32.4 million acres of land worldwide. More than 98% of that land is located in the United States or U.S. Territories. The majority of land controlled by the Department (68%) is government owned. The Army controls the largest percentage of the Department's land – 56%. The Air Force manages the next largest portion of the total acreage at 30%. Figure 7 and Table 8 depicts the land profile.

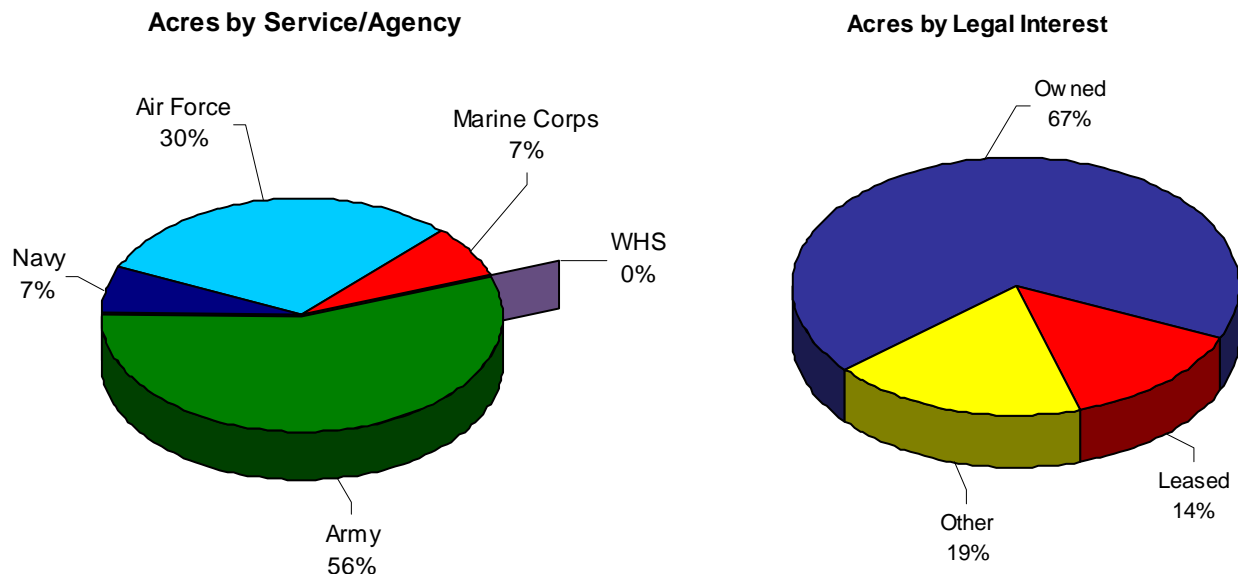


Figure 7. Land Profile by Service/Agency and Legal Interest.

| | Owned | Leased | Other | Total Acres ¹ |
|--------------|--------------|-------------|-------------|--------------------------|
| Army | 11,924,691.0 | 4,162,822.3 | 1,982,588.7 | 18,070,102.0 |
| Navy | 1,890,023.5 | 115,251.8 | 129,676.8 | 2,134,952.1 |
| Air Force | 5,970,286.0 | 107,343.0 | 3,776,175.0 | 9,853,804.0 |
| Marine Corps | 2,161,369.5 | 63,131.1 | 124,634.1 | 2,349,134.7 |
| WHS | 268.9 | | | 268.9 |
| DoD Total | 21,946,638.9 | 4,448,548.2 | 6,013,074.7 | 32,408,261.7 |

Table 8. Land Profile (Count)

¹In Sections VIII and IX of the report, the report heading 'Total Acres' includes all legal interest types EXCEPT "State or Local Government Owned". In Section X, 'Total Acres' includes all legal interest types INCLUDING "State or Local Government Owned".

**Department of Defense
Base Structure Report (BSR)
FY 2007 Baseline**

Facility Quality Profile

Initial reporting of the Department's quality of facilities began in CY 2005. To promote standardization and objectivity, facility Q-ratings are stated as the result of a mathematical formula comparing the estimated cost (typically by looking at outstanding work orders) to restore a facility to the total amount of its current plant replacement value. The resulting percentage is then reported in the table below (Table 9).

| Code | Definition |
|------|---|
| Q-1 | The sum of all necessary restoration and modernization costs is not greater than 10 percent of the replacement value of the facility. |
| Q-2 | The sum of all necessary restoration and modernization costs is greater than 10 percent but not greater than 20 percent of the replacement value of the facility. |
| Q-3 | The sum of all necessary restoration and modernization costs is greater than 20 percent but not greater than 40 percent of the replacement value of the facility. |
| Q-4 | The sum of all necessary restoration and modernization costs is greater than 40 percent of the replacement value of the facility. |

Table 9. Q-Status Criteria

The Department's Q-status reporting reveals 62 percent of all facilities within the DoD are rated Q-1 with over 33 percent of all facilities (Q-3 and Q-4) needing significant funding to restore facilities to good working order to meet full facility value. Figure 8 depicts DoD's Q-status by Service/Agency.

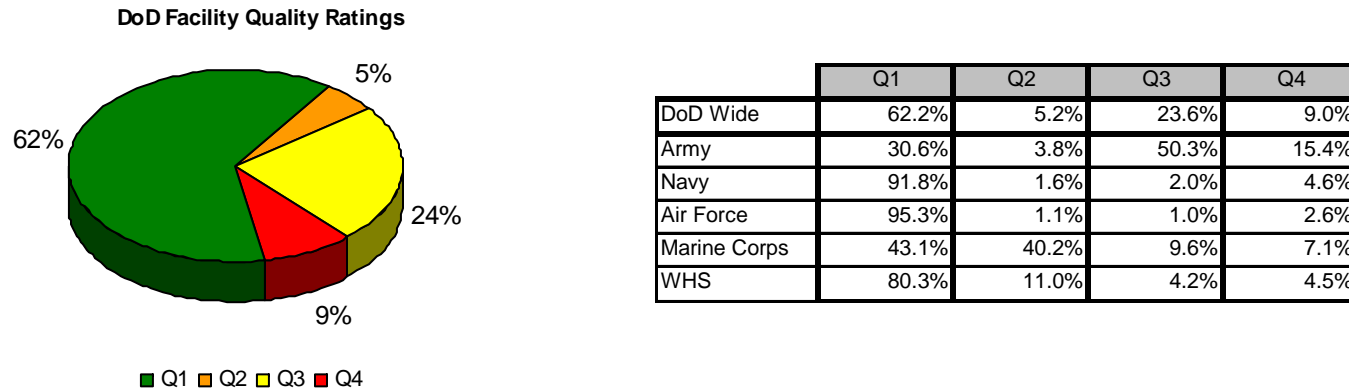
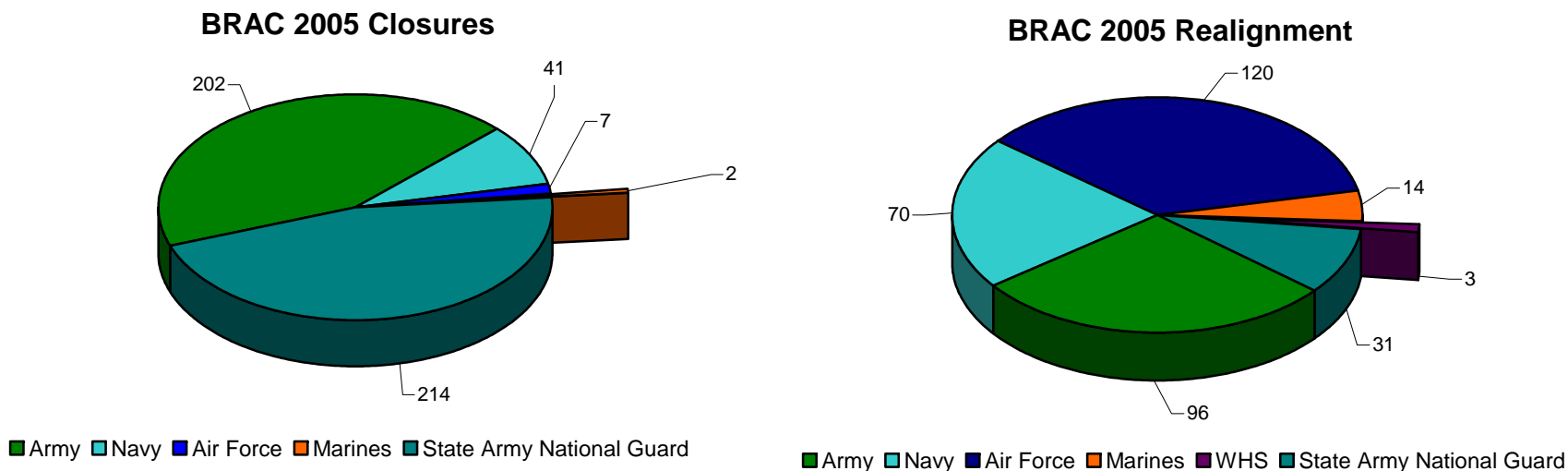


Figure 8. DoD Facility Quality Ratings

Department of Defense Base Structure Report (BSR) FY 2007 Baseline

2005 Base Realignment and Closure (BRAC)

The total implementation of the BRAC 2005 will result in the closure of 466 sites valued at \$18B and realignment at an additional 334 sites. The number of sites reflect the changed reporting procedures for sites. Figure 9 shows by Service and Component, to include the Army State National Guard, the number of sites affected by BRAC 2005.



| Service | Closure | | | | | | | Realignment | | | | | |
|---------------------------|---------|--------------|---------|-------------|---------|-------------|---------|--------------|---------|---------|---------|---------|----|
| | Active | | Guard | | Reserve | | Total | Active | Guard | Reserve | Total | | |
| | # Sites | PRV (\$M) | # Sites | PRV (\$M) | # Sites | PRV (\$M) | # Sites | PRV (\$M) | # Sites | # Sites | # Sites | # Sites | |
| Army | 15 | \$ 8,593.35 | 27 | \$ 1,017.95 | 160 | \$ 1,424.23 | 202 | \$ 11,035.54 | 62 | 14 | 20 | 96 | |
| Navy | 9 | \$ 2,955.34 | | | 32 | \$ 240.35 | 41 | \$ 3,195.69 | 66 | | | 4 | 70 |
| Air Force | 5 | \$ 2,291.20 | 1 | \$ 211.02 | 1 | \$ 138.95 | 7 | \$ 2,641.17 | 56 | 57 | 7 | 120 | |
| Marines | | | | | 2 | \$ 10.45 | 2 | \$ 10.45 | 12 | | 2 | 14 | |
| WHS | 0 | \$ - | 0 | \$ - | 0 | \$ - | 0 | \$ - | 3 | 0 | 0 | 3 | |
| DoD Total | 29 | \$ 13,839.89 | 28 | \$ 1,228.97 | 195 | \$ 1,813.99 | 252 | \$ 16,882.85 | 199 | 71 | 33 | 303 | |
| State Army National Guard | | | 214 | \$ 1,183.86 | | | 214 | \$ 1,183.86 | | 31 | | 31 | |
| Total DoD and State ARNG | 29 | \$ 13,839.89 | 242 | \$ 2,412.83 | 195 | \$ 1,813.99 | 466 | \$ 18,066.71 | 199 | 102 | 33 | 334 | |

Figure 9. BRAC 2005 Implementation

**Department of Defense
Base Structure Report (BSR)
FY 2007 Baseline**

V. SUMMARY OF CHANGES

Section IV – Portfolio Summary:

- Summarized DoD Portfolio by legal interest.
- Utility assets have been reclassified as either Structures or Linear Structures to reflect new standard DoD asset definition.
- Number of sites reported increased as a result of implementing the standardized DoD Real Property Inventory Requirements. The number of DoD sites increased approximately 1,600 from last year's report. The majority of the increase reflect individual missile sites that were previously rolled up to the parent installation are now reported under Other category and Army National Guard sites with Federal-owned assets.

Section VIII through Section X

- Buildings are displayed as Owned, Leased, or Other. Other includes all legal interest types except owned or leased.
- Army National Guard sites that have assets that are Federally funded are displayed.

VI. CONCLUSION

The Base Structure Report is designed to provide the reader with a snapshot view of the vast real property inventory maintained by today's Department of Defense. Our physical infrastructure provides the critical framework supporting the global war on terrorism and supports our military forces worldwide. As the Department transforms many of its business processes and realigns many of our sites in response to BRAC 2005, the location and quality of our facilities will become increasing more important to the nation's readiness. Our Defense Installations Strategic Plan challenges the Department to embrace the "Right Management Practices" by applying modern asset management techniques to enhance this vast Department of Defense physical infrastructure. The Department's vision for transformation is beginning to be reflected in this report as sites are closed, restructured and realigned to more efficiently support the joint warfighter. Our network of quality operational and support facilities and sites continues to provide the strength and stability of the staff that supports the warfighter at the tip of the spear.

THIS PAGE INTENTIONALLY LEFT BLANK

VII. SITE SIZE SUMMARIES

Site Size By Location - FY 2007 Baseline Data

| <i>Location</i> | <i>No. of Large Sites</i> | <i>No. of Medium Sites</i> | <i>No. of Small Sites</i> | <i>No. of Other Sites</i> | <i>Total Sites</i> |
|-----------------|---------------------------|----------------------------|---------------------------|---------------------------|--------------------|
| United States | 97 | 107 | 3,640 | 558 | 4,402 |
| US Territories | 3 | 2 | 64 | 17 | 86 |
| Foreign | 14 | 20 | 742 | 47 | 823 |
| Total | 114 | 129 | 4,446 | 622 | 5,311 |

| <i>Location</i> | <i>Component</i> | <i>No. of Large Sites</i> | <i>No. of Medium Sites</i> | <i>No. of Small Sites</i> | <i>No. of Other Sites</i> | <i>Total Sites</i> |
|---------------------|------------------------------|---------------------------|----------------------------|---------------------------|---------------------------|--------------------|
| United States | Army | 39 | 30 | 1,398 | 301 | 1,768 |
| | Navy | 18 | 29 | 654 | 124 | 825 |
| | Air Force | 34 | 39 | 1,439 | 118 | 1,630 |
| | Marine Corps | 5 | 8 | 146 | 14 | 173 |
| | WHS | 1 | 1 | 3 | 1 | 6 |
| | United States Total: | | 97 | 107 | 3,640 | 558 |
| US Territories | Army | 0 | 0 | 23 | 2 | 25 |
| | Navy | 2 | 2 | 26 | 15 | 45 |
| | Air Force | 1 | 0 | 14 | 0 | 15 |
| | Marine Corps | 0 | 0 | 1 | 0 | 1 |
| | US Territories Total: | | 3 | 2 | 64 | 17 |
| Foreign | Army | 1 | 9 | 348 | 13 | 371 |
| | Navy | 4 | 3 | 134 | 13 | 154 |
| | Air Force | 8 | 5 | 240 | 15 | 268 |
| | Marine Corps | 1 | 3 | 20 | 6 | 30 |
| | Foreign Total: | | 14 | 20 | 742 | 47 |
| Grand Total: | | 114 | 129 | 4,446 | 622 | 5,311 |

| | |
|--------------------|--|
| <i>Large Site</i> | = Total PRV greater than or equal to \$1.640B |
| <i>Medium Site</i> | = Total PRV less than \$1.640B and greater than or equal to \$875M |
| <i>Small Site</i> | = Total PRV less than \$875M and greater than 0 |
| <i>Other Site</i> | = PRV equal to 0 (Zero) - primarily land records |

Site Size By Location - FY 2007 Baseline Data

| <i>Location</i> | <i>Component</i> | <i>No. of Large Sites</i> | <i>No. of Medium Sites</i> | <i>No. of Small Sites</i> | <i>No. of Other Sites</i> | <i>Total Sites</i> |
|-----------------|------------------|---------------------------|----------------------------|---------------------------|---------------------------|--------------------|
| Alabama | Army | 2 | 1 | 47 | 9 | 59 |
| | Navy | 0 | 0 | 12 | 2 | 14 |
| | Air Force | 0 | 1 | 9 | 0 | 10 |
| | Marine Corps | 0 | 0 | 2 | 0 | 2 |
| | Total | 2 | 2 | 70 | 11 | 85 |
| Alaska | Army | 2 | 1 | 77 | 11 | 91 |
| | Navy | 1 | 0 | 7 | 0 | 8 |
| | Air Force | 3 | 0 | 50 | 14 | 67 |
| | Total | 6 | 1 | 134 | 25 | 166 |
| Arizona | Army | 1 | 1 | 16 | 5 | 23 |
| | Navy | 0 | 0 | 3 | 0 | 3 |
| | Air Force | 1 | 1 | 16 | 2 | 20 |
| | Marine Corps | 0 | 1 | 8 | 2 | 11 |
| | Total | 2 | 3 | 43 | 9 | 57 |
| Arkansas | Army | 0 | 1 | 17 | 0 | 18 |
| | Air Force | 0 | 1 | 6 | 0 | 7 |
| | Total | 0 | 2 | 23 | 0 | 25 |
| California | Army | 3 | 2 | 75 | 15 | 95 |
| | Navy | 5 | 7 | 159 | 31 | 202 |
| | Air Force | 5 | 6 | 64 | 2 | 77 |
| | Marine Corps | 2 | 1 | 53 | 3 | 59 |
| | Total | 15 | 16 | 351 | 51 | 433 |
| Colorado | Army | 1 | 1 | 17 | 6 | 25 |
| | Navy | 0 | 0 | 2 | 0 | 2 |
| | Air Force | 1 | 1 | 70 | 0 | 72 |
| | Total | 2 | 2 | 89 | 6 | 99 |

| | |
|--------------------|--|
| <i>Large Site</i> | = Total PRV greater than or equal to \$1.640B |
| <i>Medium Site</i> | = Total PRV less than \$1.640B and greater than or equal to \$875M |
| <i>Small Site</i> | = Total PRV less than \$875M and greater than 0 |
| <i>Other Site</i> | = PRV equal to 0 (Zero) - primarily land records |

Site Size By Location - FY 2007 Baseline Data

| <i>Location</i> | <i>Component</i> | <i>No. of Large Sites</i> | <i>No. of Medium Sites</i> | <i>No. of Small Sites</i> | <i>No. of Other Sites</i> | <i>Total Sites</i> |
|----------------------|------------------|---------------------------|----------------------------|---------------------------|---------------------------|--------------------|
| Connecticut | Army | 0 | 0 | 13 | 0 | 13 |
| | Navy | 0 | 1 | 13 | 1 | 15 |
| | Air Force | 0 | 0 | 2 | 0 | 2 |
| | Total | 0 | 1 | 28 | 1 | 30 |
| Delaware | Army | 0 | 0 | 4 | 0 | 4 |
| | Navy | 0 | 0 | 1 | 0 | 1 |
| | Air Force | 0 | 1 | 2 | 1 | 4 |
| | Total | 0 | 1 | 7 | 1 | 9 |
| District of Columbia | Army | 0 | 1 | 3 | 0 | 4 |
| | Navy | 0 | 0 | 8 | 1 | 9 |
| | Air Force | 0 | 1 | 0 | 0 | 1 |
| | Marine Corps | 0 | 0 | 1 | 0 | 1 |
| | WHS | 1 | 0 | 1 | 0 | 2 |
| | Total | 1 | 2 | 13 | 1 | 17 |
| Florida | Army | 0 | 0 | 40 | 0 | 40 |
| | Navy | 2 | 2 | 59 | 7 | 70 |
| | Air Force | 1 | 5 | 42 | 3 | 51 |
| | Marine Corps | 0 | 0 | 3 | 0 | 3 |
| | Total | 3 | 7 | 144 | 10 | 164 |
| Georgia | Army | 3 | 2 | 24 | 5 | 34 |
| | Navy | 1 | 0 | 11 | 1 | 13 |
| | Air Force | 1 | 1 | 10 | 4 | 16 |
| | Marine Corps | 0 | 1 | 5 | 1 | 7 |
| | Total | 5 | 4 | 50 | 11 | 70 |

| | |
|--------------------|--|
| <i>Large Site</i> | = Total PRV greater than or equal to \$1.640B |
| <i>Medium Site</i> | = Total PRV less than \$1.640B and greater than or equal to \$875M |
| <i>Small Site</i> | = Total PRV less than \$875M and greater than 0 |
| <i>Other Site</i> | = PRV equal to 0 (Zero) - primarily land records |

Site Size By Location - FY 2007 Baseline Data

| <i>Location</i> | <i>Component</i> | <i>No. of Large Sites</i> | <i>No. of Medium Sites</i> | <i>No. of Small Sites</i> | <i>No. of Other Sites</i> | <i>Total Sites</i> |
|-----------------|------------------|---------------------------|----------------------------|---------------------------|---------------------------|--------------------|
| Hawaii | Army | 1 | 2 | 24 | 2 | 29 |
| | Navy | 1 | 2 | 21 | 1 | 25 |
| | Air Force | 1 | 0 | 18 | 1 | 20 |
| | Marine Corps | 1 | 0 | 9 | 0 | 10 |
| | Total | 4 | 4 | 72 | 4 | 84 |
| Idaho | Army | 0 | 0 | 12 | 6 | 18 |
| | Navy | 0 | 0 | 5 | 0 | 5 |
| | Air Force | 1 | 0 | 42 | 2 | 45 |
| | Total | 1 | 0 | 59 | 8 | 68 |
| Illinois | Army | 0 | 1 | 41 | 2 | 44 |
| | Navy | 1 | 0 | 8 | 0 | 9 |
| | Air Force | 1 | 1 | 6 | 0 | 8 |
| | Marine Corps | 0 | 0 | 1 | 0 | 1 |
| | Total | 2 | 2 | 56 | 2 | 62 |
| Indiana | Army | 1 | 1 | 29 | 2 | 33 |
| | Navy | 1 | 0 | 4 | 1 | 6 |
| | Air Force | 0 | 0 | 6 | 0 | 6 |
| | Marine Corps | 0 | 0 | 1 | 0 | 1 |
| | Total | 2 | 1 | 40 | 3 | 46 |
| Iowa | Army | 0 | 1 | 25 | 6 | 32 |
| | Navy | 0 | 0 | 4 | 0 | 4 |
| | Air Force | 0 | 0 | 3 | 0 | 3 |
| | Total | 0 | 1 | 32 | 6 | 39 |
| Kansas | Army | 2 | 0 | 31 | 7 | 40 |
| | Navy | 0 | 0 | 1 | 0 | 1 |
| | Air Force | 0 | 1 | 8 | 0 | 9 |
| | Total | 2 | 1 | 40 | 7 | 50 |

| | |
|--------------------|--|
| <i>Large Site</i> | = Total PRV greater than or equal to \$1.640B |
| <i>Medium Site</i> | = Total PRV less than \$1.640B and greater than or equal to \$875M |
| <i>Small Site</i> | = Total PRV less than \$875M and greater than 0 |
| <i>Other Site</i> | = PRV equal to 0 (Zero) - primarily land records |

Site Size By Location - FY 2007 Baseline Data

| <i>Location</i> | <i>Component</i> | <i>No. of Large Sites</i> | <i>No. of Medium Sites</i> | <i>No. of Small Sites</i> | <i>No. of Other Sites</i> | <i>Total Sites</i> |
|-----------------|------------------|---------------------------|----------------------------|---------------------------|---------------------------|--------------------|
| Kentucky | Army | 2 | 1 | 26 | 5 | 34 |
| | Navy | 0 | 0 | 2 | 2 | 4 |
| | Air Force | 0 | 0 | 1 | 0 | 1 |
| | Total | 2 | 1 | 29 | 7 | 39 |
| Louisiana | Army | 1 | 0 | 21 | 6 | 28 |
| | Navy | 0 | 0 | 7 | 0 | 7 |
| | Air Force | 1 | 0 | 10 | 0 | 11 |
| | Marine Corps | 0 | 0 | 1 | 1 | 2 |
| | Total | 2 | 0 | 39 | 7 | 48 |
| Maine | Army | 0 | 0 | 10 | 2 | 12 |
| | Navy | 0 | 1 | 13 | 1 | 15 |
| | Air Force | 0 | 0 | 7 | 0 | 7 |
| | Total | 0 | 1 | 30 | 3 | 34 |
| Maryland | Army | 2 | 1 | 30 | 1 | 34 |
| | Navy | 1 | 3 | 32 | 15 | 51 |
| | Air Force | 1 | 0 | 8 | 0 | 9 |
| | Marine Corps | 0 | 0 | 1 | 0 | 1 |
| | WHS | 0 | 0 | 1 | 0 | 1 |
| | Total | 4 | 4 | 72 | 16 | 96 |
| Massachusetts | Army | 0 | 0 | 27 | 0 | 27 |
| | Navy | 0 | 0 | 11 | 2 | 13 |
| | Air Force | 0 | 1 | 11 | 2 | 14 |
| | Marine Corps | 0 | 0 | 2 | 0 | 2 |
| | Total | 0 | 1 | 51 | 4 | 56 |

| | |
|--------------------|--|
| <i>Large Site</i> | = Total PRV greater than or equal to \$1.640B |
| <i>Medium Site</i> | = Total PRV less than \$1.640B and greater than or equal to \$875M |
| <i>Small Site</i> | = Total PRV less than \$875M and greater than 0 |
| <i>Other Site</i> | = PRV equal to 0 (Zero) - primarily land records |

Site Size By Location - FY 2007 Baseline Data

| <i>Location</i> | <i>Component</i> | <i>No. of Large Sites</i> | <i>No. of Medium Sites</i> | <i>No. of Small Sites</i> | <i>No. of Other Sites</i> | <i>Total Sites</i> |
|-----------------|------------------|---------------------------|----------------------------|---------------------------|---------------------------|--------------------|
| Michigan | Army | 0 | 0 | 27 | 1 | 28 |
| | Navy | 0 | 0 | 7 | 0 | 7 |
| | Air Force | 0 | 1 | 7 | 0 | 8 |
| | Marine Corps | 0 | 0 | 1 | 1 | 2 |
| | Total | 0 | 1 | 42 | 2 | 45 |
| Minnesota | Army | 0 | 0 | 27 | 18 | 45 |
| | Navy | 0 | 0 | 5 | 0 | 5 |
| | Air Force | 0 | 0 | 5 | 0 | 5 |
| | Total | 0 | 0 | 37 | 18 | 55 |
| Mississippi | Army | 0 | 0 | 23 | 72 | 95 |
| | Navy | 0 | 0 | 9 | 3 | 12 |
| | Air Force | 1 | 0 | 11 | 0 | 12 |
| | Total | 1 | 0 | 43 | 75 | 119 |
| Missouri | Army | 1 | 1 | 36 | 4 | 42 |
| | Navy | 0 | 0 | 5 | 1 | 6 |
| | Air Force | 1 | 0 | 13 | 1 | 15 |
| | Marine Corps | 0 | 0 | 3 | 0 | 3 |
| | Total | 2 | 1 | 57 | 6 | 66 |
| Montana | Army | 0 | 0 | 16 | 2 | 18 |
| | Navy | 0 | 0 | 2 | 0 | 2 |
| | Air Force | 0 | 1 | 235 | 1 | 237 |
| | Total | 0 | 1 | 253 | 3 | 257 |
| Nebraska | Army | 0 | 0 | 20 | 1 | 21 |
| | Navy | 0 | 0 | 2 | 0 | 2 |
| | Air Force | 0 | 1 | 91 | 1 | 93 |
| | Total | 0 | 1 | 113 | 2 | 116 |

| | |
|--------------------|--|
| <i>Large Site</i> | = Total PRV greater than or equal to \$1.640B |
| <i>Medium Site</i> | = Total PRV less than \$1.640B and greater than or equal to \$875M |
| <i>Small Site</i> | = Total PRV less than \$875M and greater than 0 |
| <i>Other Site</i> | = PRV equal to 0 (Zero) - primarily land records |

Site Size By Location - FY 2007 Baseline Data

| <i>Location</i> | <i>Component</i> | <i>No. of Large Sites</i> | <i>No. of Medium Sites</i> | <i>No. of Small Sites</i> | <i>No. of Other Sites</i> | <i>Total Sites</i> |
|-----------------|------------------|---------------------------|----------------------------|---------------------------|---------------------------|--------------------|
| Nevada | Army | 1 | 0 | 5 | 1 | 7 |
| | Navy | 0 | 1 | 13 | 1 | 15 |
| | Air Force | 1 | 1 | 18 | 9 | 29 |
| | Total | 2 | 2 | 36 | 11 | 51 |
| New Hampshire | Army | 0 | 0 | 8 | 2 | 10 |
| | Air Force | 0 | 0 | 4 | 0 | 4 |
| | Total | 0 | 0 | 12 | 2 | 14 |
| New Jersey | Army | 1 | 2 | 13 | 1 | 17 |
| | Navy | 0 | 2 | 8 | 1 | 11 |
| | Air Force | 1 | 0 | 8 | 1 | 10 |
| | Total | 2 | 4 | 29 | 3 | 38 |
| New Mexico | Army | 1 | 0 | 14 | 2 | 17 |
| | Navy | 0 | 0 | 1 | 0 | 1 |
| | Air Force | 2 | 1 | 18 | 0 | 21 |
| | Total | 3 | 1 | 33 | 2 | 39 |
| New York | Army | 2 | 0 | 51 | 2 | 55 |
| | Navy | 0 | 0 | 19 | 0 | 19 |
| | Air Force | 0 | 2 | 22 | 2 | 26 |
| | Marine Corps | 0 | 0 | 5 | 0 | 5 |
| | Total | 2 | 2 | 97 | 4 | 105 |
| North Carolina | Army | 1 | 0 | 39 | 9 | 49 |
| | Navy | 0 | 0 | 10 | 7 | 17 |
| | Air Force | 0 | 2 | 12 | 1 | 15 |
| | Marine Corps | 2 | 2 | 22 | 4 | 30 |
| | Total | 3 | 4 | 83 | 21 | 111 |

| | |
|--------------------|--|
| <i>Large Site</i> | = Total PRV greater than or equal to \$1.640B |
| <i>Medium Site</i> | = Total PRV less than \$1.640B and greater than or equal to \$875M |
| <i>Small Site</i> | = Total PRV less than \$875M and greater than 0 |
| <i>Other Site</i> | = PRV equal to 0 (Zero) - primarily land records |

Site Size By Location - FY 2007 Baseline Data

| <i>Location</i> | <i>Component</i> | <i>No. of Large Sites</i> | <i>No. of Medium Sites</i> | <i>No. of Small Sites</i> | <i>No. of Other Sites</i> | <i>Total Sites</i> |
|-----------------|------------------|---------------------------|----------------------------|---------------------------|---------------------------|--------------------|
| North Dakota | Army | 0 | 0 | 32 | 6 | 38 |
| | Navy | 0 | 0 | 3 | 0 | 3 |
| | Air Force | 1 | 1 | 339 | 2 | 343 |
| | Total | 1 | 1 | 374 | 8 | 384 |
| Ohio | Army | 0 | 0 | 51 | 1 | 52 |
| | Navy | 0 | 0 | 8 | 0 | 8 |
| | Air Force | 1 | 0 | 12 | 0 | 13 |
| | Marine Corps | 0 | 0 | 1 | 0 | 1 |
| | Total | 1 | 0 | 72 | 1 | 74 |
| Oklahoma | Army | 2 | 0 | 25 | 1 | 28 |
| | Navy | 0 | 0 | 2 | 0 | 2 |
| | Air Force | 1 | 1 | 12 | 0 | 14 |
| | Total | 3 | 1 | 39 | 1 | 44 |
| Oregon | Army | 0 | 1 | 12 | 8 | 21 |
| | Navy | 0 | 0 | 5 | 0 | 5 |
| | Air Force | 0 | 0 | 5 | 0 | 5 |
| | Total | 0 | 1 | 22 | 8 | 31 |
| Pennsylvania | Army | 0 | 1 | 88 | 2 | 91 |
| | Navy | 0 | 1 | 18 | 0 | 19 |
| | Air Force | 0 | 0 | 8 | 1 | 9 |
| | Marine Corps | 0 | 0 | 4 | 0 | 4 |
| | Total | 0 | 2 | 118 | 3 | 123 |
| Rhode Island | Army | 0 | 0 | 11 | 0 | 11 |
| | Navy | 1 | 0 | 12 | 0 | 13 |
| | Air Force | 0 | 0 | 3 | 0 | 3 |
| | Total | 1 | 0 | 26 | 0 | 27 |

| | |
|--------------------|--|
| <i>Large Site</i> | = Total PRV greater than or equal to \$1.640B |
| <i>Medium Site</i> | = Total PRV less than \$1.640B and greater than or equal to \$875M |
| <i>Small Site</i> | = Total PRV less than \$875M and greater than 0 |
| <i>Other Site</i> | = PRV equal to 0 (Zero) - primarily land records |

Site Size By Location - FY 2007 Baseline Data

| <i>Location</i> | <i>Component</i> | <i>No. of Large Sites</i> | <i>No. of Medium Sites</i> | <i>No. of Small Sites</i> | <i>No. of Other Sites</i> | <i>Total Sites</i> |
|-----------------|------------------|---------------------------|----------------------------|---------------------------|---------------------------|--------------------|
| South Carolina | Army | 1 | 0 | 26 | 1 | 28 |
| | Navy | 0 | 1 | 11 | 6 | 18 |
| | Air Force | 0 | 2 | 12 | 6 | 20 |
| | Marine Corps | 0 | 2 | 7 | 1 | 10 |
| | Total | 1 | 5 | 56 | 14 | 76 |
| South Dakota | Army | 0 | 0 | 7 | 42 | 49 |
| | Navy | 0 | 0 | 1 | 0 | 1 |
| | Air Force | 1 | 0 | 23 | 1 | 25 |
| | Total | 1 | 0 | 31 | 43 | 75 |
| Tennessee | Army | 1 | 1 | 22 | 1 | 25 |
| | Navy | 0 | 0 | 5 | 0 | 5 |
| | Air Force | 1 | 0 | 4 | 1 | 6 |
| | Marine Corps | 0 | 0 | 1 | 0 | 1 |
| | Total | 2 | 1 | 32 | 2 | 37 |
| Texas | Army | 3 | 2 | 84 | 7 | 96 |
| | Navy | 0 | 3 | 22 | 3 | 28 |
| | Air Force | 3 | 3 | 54 | 0 | 60 |
| | Marine Corps | 0 | 0 | 2 | 0 | 2 |
| | Total | 6 | 8 | 162 | 10 | 186 |
| Utah | Army | 1 | 1 | 19 | 6 | 27 |
| | Navy | 0 | 0 | 2 | 0 | 2 |
| | Air Force | 1 | 0 | 12 | 57 | 70 |
| | Total | 2 | 1 | 33 | 63 | 99 |
| Vermont | Army | 0 | 0 | 9 | 0 | 9 |
| | Navy | 0 | 0 | 1 | 0 | 1 |
| | Air Force | 0 | 0 | 1 | 0 | 1 |
| | Total | 0 | 0 | 11 | 0 | 11 |

| | |
|--------------------|--|
| <i>Large Site</i> | = Total PRV greater than or equal to \$1.640B |
| <i>Medium Site</i> | = Total PRV less than \$1.640B and greater than or equal to \$875M |
| <i>Small Site</i> | = Total PRV less than \$875M and greater than 0 |
| <i>Other Site</i> | = PRV equal to 0 (Zero) - primarily land records |

Site Size By Location - FY 2007 Baseline Data

| <i>Location</i> | <i>Component</i> | <i>No. of Large Sites</i> | <i>No. of Medium Sites</i> | <i>No. of Small Sites</i> | <i>No. of Other Sites</i> | <i>Total Sites</i> |
|-----------------------------|------------------|---------------------------|----------------------------|---------------------------|---------------------------|--------------------|
| Virginia | Army | 1 | 3 | 37 | 4 | 45 |
| | Navy | 2 | 3 | 52 | 24 | 81 |
| | Air Force | 0 | 1 | 5 | 1 | 7 |
| | Marine Corps | 0 | 1 | 12 | 0 | 13 |
| | WHS | 0 | 1 | 1 | 1 | 3 |
| | Total | | 3 | 9 | 107 | 30 |
| Washington | Army | 1 | 0 | 23 | 3 | 27 |
| | Navy | 2 | 2 | 39 | 12 | 55 |
| | Air Force | 2 | 0 | 22 | 2 | 26 |
| | Marine Corps | 0 | 0 | 1 | 0 | 1 |
| | Total | | 5 | 2 | 85 | 17 |
| West Virginia | Army | 0 | 0 | 32 | 7 | 39 |
| | Navy | 0 | 0 | 4 | 0 | 4 |
| | Air Force | 0 | 0 | 3 | 0 | 3 |
| | Total | | 0 | 0 | 39 | 7 |
| Wisconsin | Army | 1 | 1 | 29 | 4 | 35 |
| | Navy | 0 | 0 | 5 | 0 | 5 |
| | Air Force | 0 | 0 | 7 | 0 | 7 |
| | Marine Corps | 0 | 0 | 0 | 1 | 1 |
| | Total | | 1 | 1 | 41 | 5 |
| Wyoming | Army | 0 | 0 | 3 | 3 | 6 |
| | Navy | 0 | 0 | 0 | 1 | 1 |
| | Air Force | 0 | 1 | 82 | 0 | 83 |
| | Total | | 0 | 1 | 85 | 4 |
| United States Total: | | 97 | 107 | 3,640 | 558 | 4,402 |

| | |
|--------------------|--|
| <i>Large Site</i> | = Total PRV greater than or equal to \$1.640B |
| <i>Medium Site</i> | = Total PRV less than \$1.640B and greater than or equal to \$875M |
| <i>Small Site</i> | = Total PRV less than \$875M and greater than 0 |
| <i>Other Site</i> | = PRV equal to 0 (Zero) - primarily land records |

Site Size By Location - FY 2007 Baseline Data

| <i>Location</i> | <i>Component</i> | <i>No. of Large Sites</i> | <i>No. of Medium Sites</i> | <i>No. of Small Sites</i> | <i>No. of Other Sites</i> | <i>Total Sites</i> |
|-------------------------|------------------|---------------------------|----------------------------|---------------------------|---------------------------|--------------------|
| Territories | Army | 0 | 0 | 23 | 2 | 25 |
| | Navy | 2 | 2 | 26 | 15 | 45 |
| | Air Force | 1 | 0 | 14 | 0 | 15 |
| | Marine Corps | 0 | 0 | 1 | 0 | 1 |
| | Total | 3 | 2 | 64 | 17 | 86 |
| Overseas | Army | 1 | 9 | 348 | 13 | 371 |
| | Navy | 4 | 3 | 134 | 13 | 154 |
| | Air Force | 8 | 5 | 240 | 15 | 268 |
| | Marine Corps | 1 | 3 | 20 | 6 | 30 |
| | Total | 14 | 20 | 742 | 47 | 823 |
| Worldwide Total: | | 114 | 129 | 4,446 | 622 | 5,311 |

| | |
|--------------------|--|
| <i>Large Site</i> | = Total PRV greater than or equal to \$1.640B |
| <i>Medium Site</i> | = Total PRV less than \$1.640B and greater than or equal to \$875M |
| <i>Small Site</i> | = Total PRV less than \$875M and greater than 0 |
| <i>Other Site</i> | = PRV equal to 0 (Zero) - primarily land records |

THIS PAGE INTENTIONALLY LEFT BLANK

DEPARTMENT OF DEFENSE

Base Structure Report - As of 30 Sept 06

VIII. TOTAL DOD INVENTORY

THIS PAGE INTENTIONALLY LEFT BLANK

DEPARTMENT OF DEFENSE
Base Structure Report - As of 30 Sep 2006

| SITE | BRAC 2005 | NAME NEAREST CITY | BUILDINGS | | | | | | ACRES OWNED | TOTAL ACRES | PRV (\$M) | MIL | CIV | OTHER | |
|--------------------------------------|--------------|-------------------------|-----------------|-------|------------|------|--------|------|----------------|----------------|-----------|---------|-------|-------|--------|
| | | | OWNED | | LEASED | | OTHER | | | | | | | | |
| | | | COUNT | SQFT | COUNT | SQFT | COUNT | SQFT | | | | | | | |
| Alabama | | | | | | | | | | | | | | | |
| 10C Stagefield | | Army Active | New Brockton | 5 | 2,933 | 0 | 0 | 0 | 0 | 180 | 180 | 19.4 | 0 | 0 | 0 |
| 310th Chem USARC | C | Army Reserve | Anniston | 3 | 74,933 | 0 | 0 | 0 | 0 | 21 | 21 | 12.8 | 210 | 1 | 1 |
| Abston ANG Station | | Air Natl Guard | Montgomery | 8 | 81,723 | 0 | 0 | 0 | 0 | 0 | 27 | 13.8 | 40 | 12 | 0 |
| Allen Stagefield | | Army Active | Dothan | 6 | 3,663 | 0 | 0 | 1 | 44 | 114 | 114 | 17.8 | 0 | 0 | 0 |
| Anniston Army Depot | R | Army Active | Anniston | 1,751 | 9,035,006 | 0 | 0 | 0 | 0 | 15,282 | 15,282 | 1,560.7 | 30 | 4,987 | 2,022 |
| Barin Field | | Navy Active | Foley | 7 | 16,115 | 0 | 0 | 0 | 0 | 763 | 818 | 32.5 | 0 | 0 | 0 |
| Bill Nichols USARC/ECS #158 | | Army Reserve | Anniston | 2 | 61,185 | 0 | 0 | 0 | 0 | 17 | 17 | 14.8 | 278 | 11 | 0 |
| Birmingham Aprt | R | Air Natl Guard | Birmingham | 38 | 339,651 | 0 | 0 | 0 | 0 | 0 | 145 | 86.5 | 950 | 188 | 0 |
| Brown (4B) Stagefield | | Army Active | New Brockton | 5 | 3,253 | 0 | 0 | 0 | 0 | 176 | 176 | 19.6 | 0 | 0 | 0 |
| Cairns Basefield | | Army Active | Daleville | 61 | 473,899 | 0 | 0 | 4 | 1,107 | 1,326 | 1,326 | 188.0 | 0 | 0 | 0 |
| Dothan Regional Airport ANG Station | | Air Natl Guard | Dothan | 13 | 97,472 | 0 | 0 | 0 | 0 | 0 | 36 | 17.0 | 161 | 14 | 0 |
| * Eglin AFB Ft Walton Beach | | Army Guard | Ft Walton Beach | 22 | 27,861 | 0 | 0 | 0 | 0 | 0 | 2,545 | 16.8 | 0 | 0 | 0 |
| Fort Benning | | Army Active | Columbus | 60 | 54,273 | 0 | 0 | 2 | 169 | 12,138 | 12,138 | 32.2 | 0 | 0 | 0 |
| Fort McClellan | R | Army Active | Anniston | 7 | 90,031 | 0 | 0 | 0 | 0 | 491 | 491 | 13.5 | 0 | 0 | 0 |
| * Fort McClellan ARNG Tng Center | | Army Guard | Anniston | 228 | 890,569 | 0 | 0 | 0 | 0 | 22,550 | 22,550 | 174.1 | 226 | 42 | 410 |
| Fort Rucker | R | Army Active | Daleville | 667 | 5,038,711 | 5 | 14,820 | 825 | 2,290,232 | 57,776 | 59,827 | 1,736.9 | 5,049 | 2,003 | 6,111 |
| Goldberg Stagefield | | Army Active | Midland City | 7 | 8,758 | 0 | 0 | 0 | 0 | 101 | 101 | 17.1 | 0 | 0 | 0 |
| Highbluff Stagefield | | Army Active | Hartford | 5 | 3,847 | 0 | 0 | 1 | 44 | 190 | 190 | 16.7 | 0 | 0 | 0 |
| Horace B Hanson USARC | | Army Reserve | Birmingham | 3 | 99,805 | 0 | 0 | 0 | 0 | 14 | 14 | 17.4 | 634 | 26 | 22 |
| Hunt Stagefield | | Army Active | Ozark | 5 | 3,754 | 0 | 0 | 0 | 0 | 153 | 153 | 17.2 | 0 | 0 | 0 |
| Louisville Stagefield | | Army Active | Brundidge | 2 | 128 | 0 | 0 | 1 | 42 | 104 | 104 | 11.2 | 0 | 0 | 0 |
| Martin Air National Guard Station | R | Air Natl Guard | Gadsden | 14 | 71,253 | 0 | 0 | 0 | 0 | 0 | 29 | 12.6 | 136 | 22 | 0 |
| Maxwell AFB | R | AF Active | Montgomery | 592 | 5,395,776 | 0 | 0 | 0 | 0 | 2,524 | 3,650 | 1,133.2 | 2,858 | 1,171 | 0 |
| Maxwell Air Force Base Gunter Annex | | AF Active | Montgomery | 229 | 2,348,446 | 2 | 31,567 | 0 | 0 | 356 | 376 | 388.5 | 1,233 | 586 | 40 |
| Montgomery ANG Station | | Air Natl Guard | Montgomery | 0 | 0 | 6 | 65,123 | 0 | 0 | 12 | 12 | 11.0 | 148 | 18 | 0 |
| Montgomery Regional Airport ANG Base | R | Air Natl Guard | Montgomery | 42 | 327,083 | 0 | 0 | 0 | 0 | 0 | 70 | 80.3 | 964 | 218 | 0 |
| NOLF Brewton | | Navy Active | Brewton | 0 | 0 | 2 | 1,070 | 0 | 0 | 0 | 653 | 24.7 | 0 | 0 | 0 |
| NOLF Evergreen | | Navy Active | Evergreen | 0 | 0 | 1 | 7,650 | 0 | 0 | 132 | 440 | 17.4 | 0 | 0 | 0 |
| NOLF Silverhill | | Navy Active | Silverhill | 2 | 1,443 | 0 | 0 | 0 | 0 | 400 | 400 | 19.6 | 0 | 0 | 0 |
| NOLF Summerdale | | Navy Active | Summerdale | 1 | 1,024 | 0 | 0 | 0 | 0 | 565 | 565 | 23.5 | 0 | 0 | 0 |
| NOLF Wolf | | Navy Active | Elberta | 1 | 240 | 0 | 0 | 0 | 0 | 422 | 422 | 25.5 | 0 | 0 | 0 |
| NOSC Bessemer | | Navy Reserve | Bessemer | 9 | 74,941 | 0 | 0 | 0 | 0 | 16 | 16 | 12.8 | 613 | 0 | 0 |
| Redstone Arsenal | R | Army Active | Huntsville | 1,726 | 11,039,754 | 0 | 0 | 4 | 15,857 | 30,920 | 37,910 | 3,303.6 | 1,753 | 8,341 | 16,285 |

* Sites having assets that are Federally funded (e.g., owned, lease, licence, permit) and State-owned interes

** US Locations that do not meet criteria of at least ten (10) Acres AND at least \$10M PRV. US Territories and Non-US Locations that do not meet criteria of at least ten (10) Acres OR at least \$10M PRV.

DEPARTMENT OF DEFENSE
Base Structure Report - As of 30 Sep 2006

| SITE | BRAC 2005 | COMPONENT | NAME NEAREST CITY | BUILDINGS | | | | | | ACRES OWNED | TOTAL ACRES | PRV (\$M) | MIL | CIV | OTHER |
|-------------------------------------|--------------|-------------|-------------------------|--------------|-------------------|-----------|----------------|------------|------------------|----------------|----------------|----------------|---------------|---------------|---------------|
| | | | | OWNED | | LEASED | | OTHER | | | | | | | |
| | | | | COUNT | SQFT | COUNT | SQFT | COUNT | SQFT | | | | | | |
| Runkle Stagefield | | Army Active | Elba | 6 | 4,782 | 0 | 0 | 3 | 338 | 235 | 235 | 12.8 | 0 | 0 | 0 |
| Shell Basefield | | Army Active | Enterprise | 13 | 63,794 | 0 | 0 | 0 | 0 | 296 | 296 | 50.2 | 0 | 0 | 0 |
| Skelly Stagefield | | Army Active | Elba | 4 | 2,537 | 0 | 0 | 0 | 0 | 193 | 193 | 19.5 | 0 | 0 | 0 |
| Stinson (5AB) Stagefield | | Army Active | New Brockton | 5 | 3,433 | 0 | 0 | 0 | 0 | 191 | 191 | 19.2 | 0 | 0 | 0 |
| Toth Stagefield | | Army Active | Dothan | 4 | 3,177 | 0 | 0 | 1 | 220 | 128 | 128 | 24.0 | 0 | 0 | 0 |
| ** OTHER SITE(S) : 47 | | | | 103 | 601,363 | 4 | 26,448 | 3 | 5,135 | 378 | 718 | 124.1 | 3,675 | 150 | 19 |
| Alabama Total: | | | | 5,656 | 36,346,616 | 20 | 146,678 | 845 | 2,313,188 | 148,164 | 162,559 | 9,338.4 | 18,958 | 17,790 | 24,910 |
| Alaska | | | | | | | | | | | | | | | |
| Adak AK NAF CS | | Navy Active | Adak Station | 573 | 4,165,122 | 0 | 0 | 0 | 0 | 52,181 | 52,181 | 4,436.8 | 0 | 0 | 0 |
| Back Island | | Navy Active | Ketchikan | 3 | 23,756 | 0 | 0 | 0 | 0 | 0 | 15 | 52.1 | 0 | 0 | 0 |
| Barter Island Dew Station Bar | | AF Active | Kaktovik | 19 | 115,044 | 0 | 0 | 0 | 0 | 0 | 641 | 127.7 | 0 | 0 | 0 |
| Big Mountain Radio Relay Site | | AF Active | Iliamna | | | | | | | 0 | 402 | 16.2 | 0 | 0 | 0 |
| Birch Lake Recreation Annex | | AF Active | Salcha | 31 | 17,983 | 0 | 0 | 0 | 0 | 0 | 51 | 13.2 | 0 | 0 | 0 |
| Black Rapids Training Area | | Army Active | Fairbanks | 10 | 41,227 | 0 | 0 | 0 | 0 | 2,782 | 2,785 | 19.9 | 0 | 0 | 0 |
| Blair Lake Air Force Rangeex | | AF Active | Fairbanks | 4 | 33,094 | 0 | 0 | 0 | 0 | 33,962 | 33,963 | 24.7 | 0 | 0 | 0 |
| Cape Lisburne Long Range Radar Site | | AF Active | Paxson | 7 | 46,258 | 0 | 0 | 0 | 0 | 0 | 1,125 | 51.6 | 0 | 0 | 0 |
| Cape Newenham Long Range Radar Site | | AF Active | Platinum | 9 | 54,220 | 0 | 0 | 0 | 0 | 0 | 2,359 | 57.2 | 0 | 0 | 0 |
| Cape Romanzof Long Range Radar Site | | AF Active | Hooper Bay | 8 | 36,745 | 0 | 0 | 0 | 0 | 0 | 4,900 | 37.3 | 0 | 0 | 0 |
| Chena River Research Site | | AF Active | North Pole | 2 | 420 | 0 | 0 | 0 | 0 | 0 | 3,791 | 51.6 | 0 | 0 | 0 |
| Clear Alaska | | AF Active | Anderson | 57 | 868,191 | 0 | 0 | 0 | 0 | 0 | 11,438 | 430.5 | 96 | 59 | 0 |
| Cold Bay Long Range Radar Site | | AF Active | Cold Bay | 5 | 13,548 | 0 | 0 | 0 | 0 | 13 | 208 | 11.5 | 0 | 0 | 0 |
| Donnelly Training Area | | Army Active | Fairbanks | 36 | 90,153 | 0 | 0 | 0 | 0 | 631,693 | 631,693 | 105.6 | 0 | 0 | 0 |
| Driftwood Bay Radio Relay Site | | AF Active | Unalaska | | | | | | | 0 | 459 | 27.8 | 0 | 0 | 0 |
| Eareckson AS | | AF Active | Shemya Station | 94 | 1,256,160 | 0 | 0 | 0 | 0 | 0 | 3,520 | 1,840.0 | 0 | 0 | 0 |
| Eielson AFB | R | AF Active | North Pole | 453 | 5,792,624 | 11 | 63,933 | 211 | 1,534,942 | 0 | 19,790 | 4,058.8 | 3,678 | 542 | 0 |
| Elmendorf AFB | R | AF Active | Anchorage | 392 | 7,790,954 | 1 | 19,112 | 0 | 0 | 11,949 | 13,451 | 4,334.5 | 6,997 | 1,274 | 10 |
| Fairbanks Eielson Pipeline | | Army Active | Fairbanks | 5 | 4,533 | 0 | 0 | 0 | 0 | 69 | 120 | 511.2 | 0 | 0 | 0 |
| Flaxman Island Range Radar Site | | AF Active | Eielson | 12 | 25,438 | 0 | 0 | 0 | 0 | 0 | 605 | 40.5 | 0 | 0 | 0 |
| Fort Greely | R | Army Active | Fairbanks | 204 | 1,626,474 | 0 | 0 | 0 | 0 | 7,200 | 7,200 | 1,529.1 | 210 | 170 | 1,179 |
| Fort Richardson | R | Army Active | Anchorage | 709 | 7,908,667 | 1 | 990 | 18 | 193,264 | 70,849 | 71,089 | 3,266.1 | 7,050 | 1,040 | 1,395 |
| Fort Wainwright | R | Army Active | Fairbanks | 637 | 8,733,537 | 209 | 1,100,612 | 9 | 167,602 | 656,210 | 656,241 | 4,961.4 | 5,025 | 739 | 1,286 |
| Fort Yukon Long Range Radar Site | | AF Active | Fort Yukon Station | 6 | 47,303 | 0 | 0 | 0 | 0 | 0 | 205 | 19.5 | 0 | 0 | 0 |
| Galena Airport | C | AF Active | Galena | 42 | 356,369 | 0 | 0 | 0 | 0 | 0 | 163 | 269.2 | 0 | 0 | 0 |

* Sites having assets that are Federally funded (e.g., owned, lease, licence, permit) and State-owned interes

** US Locations that do not meet criteria of at least ten (10) Acres AND at least \$10M PRV. US Territories and Non-US Locations that do not meet criteria of at least ten (10) Acres OR at least \$10M PRV.

DEPARTMENT OF DEFENSE
Base Structure Report - As of 30 Sep 2006

| SITE | BRAC 2005 | COMPONENT | NAME NEAREST CITY | BUILDINGS | | | | | | ACRES OWNED | TOTAL ACRES | PRV (\$M) | MIL | CIV | OTHER |
|---------------------------------------|--------------|----------------|-------------------------|--------------|-------------------|------------|------------------|------------|------------------|------------------|------------------|-----------------|---------------|--------------|--------------|
| | | | | OWNED | | LEASED | | OTHER | | | | | | | |
| | | | | COUNT | SQFT | COUNT | SQFT | COUNT | SQFT | | | | | | |
| Gerstle River Arctic Test Site | | Army Active | Delta Junction | 4 | 14,814 | 0 | 0 | 0 | 0 | 1,650 | 20,750 | 121.5 | 0 | 0 | 0 |
| Granite Mountain Radio Relay Site | | AF Active | Koyuk | 7 | 26,079 | 0 | 0 | 0 | 0 | 0 | 258 | 31.3 | 0 | 0 | 0 |
| Haarp Research Station | | AF Active | Gulkana | 15 | 33,774 | 0 | 0 | 0 | 0 | 5,408 | 5,408 | 28.5 | 0 | 0 | 0 |
| Haines Terminal | | Army Active | Haines | 16 | 57,081 | 0 | 0 | 0 | 0 | 201 | 201 | 68.4 | 0 | 0 | 0 |
| Indian Mountain Long Range Radar Site | | AF Active | Hughes | 8 | 33,230 | 0 | 0 | 0 | 0 | 0 | 4,226 | 54.6 | 0 | 0 | 0 |
| Kalakaket Creek Radio Relay Site | | AF Active | Ruby | 6 | 24,424 | 0 | 0 | 0 | 0 | 0 | 316 | 37.8 | 0 | 0 | 0 |
| King Salmon Airport | | AF Active | Naknek | 0 | 0 | 1 | 182 | 55 | 378,206 | 192 | 927 | 352.9 | 0 | 0 | 0 |
| Kulis ANG Base | C | Air Natl Guard | Anchorage | 35 | 420,123 | 0 | 0 | 0 | 0 | 0 | 129 | 211.0 | 1,293 | 239 | 0 |
| Lonely Short Range Radar Site | | AF Active | Barrow | 0 | 0 | 0 | 0 | 13 | 27,465 | 0 | 1,082 | 57.8 | 0 | 0 | 0 |
| NARL Barrow Camp TR1 | | Navy Active | Barrow | 69 | 124,419 | 0 | 0 | 0 | 0 | 639 | 639 | 309.2 | 0 | 0 | 0 |
| Nikolski Radio Relay Site | | AF Active | Unalaska | 1 | 120 | 0 | 0 | 0 | 0 | 0 | 323 | 10.8 | 0 | 0 | 0 |
| NSGA Adak | | Navy Active | Adak Station | 38 | 288,458 | 0 | 0 | 0 | 0 | 8,820 | 8,820 | 309.1 | 0 | 0 | 0 |
| Oliktok Long Range Radar Site | | AF Active | Prudhoe Bay | 5 | 36,636 | 0 | 0 | 0 | 0 | 160 | 832 | 45.2 | 0 | 0 | 0 |
| Pd Tok Junction | | Army Active | Tok | 3 | 11,296 | 0 | 0 | 0 | 0 | 276 | 448 | 10.7 | 0 | 0 | 0 |
| Point Barrow Long Range Radar Site | | AF Active | Barrow | 0 | 0 | 0 | 0 | 6 | 52,965 | 0 | 266 | 37.2 | 0 | 0 | 0 |
| Point Lay Long Range Radar Site | | AF Active | Wainwright | 0 | 0 | 0 | 0 | 6 | 36,640 | 0 | 1,442 | 45.4 | 0 | 0 | 0 |
| Seward Recreation Area | | Army Active | Seward | 20 | 52,027 | 0 | 0 | 0 | 0 | 1 | 13 | 14.0 | 0 | 0 | 0 |
| Sparrevohn Long Range Radar Site | | AF Active | Iliamna | 8 | 41,055 | 0 | 0 | 0 | 0 | 0 | 1,179 | 55.8 | 0 | 0 | 0 |
| Tatalina Long Range Radar Site | | AF Active | McGrath | 7 | 37,367 | 0 | 0 | 0 | 0 | 0 | 4,970 | 60.4 | 0 | 0 | 0 |
| Tin City Long Range Radar Site | | AF Active | Wales | 6 | 83,453 | 0 | 0 | 0 | 0 | 37 | 723 | 62.1 | 0 | 0 | 0 |
| Wainwright Short Range Radar Site | | AF Active | Wainwright | 0 | 0 | 0 | 0 | 8 | 22,622 | 0 | 1,519 | 42.8 | 0 | 0 | 0 |
| Whittier Anchorage Pipeline | | Army Active | Anchorage | 3 | 5,283 | 0 | 0 | 1 | 14,400 | 174 | 243 | 171.8 | 0 | 0 | 0 |
| Yukon Command Training Site | | Army Active | Fort Yukon | 1 | 160 | 0 | 0 | 0 | 0 | 287,228 | 287,418 | 74.9 | 0 | 0 | 0 |
| ** OTHER SITE(S) : 118 | | | | 147 | 262,936 | 6 | 8,568 | 2 | 67,000 | 3,755 | 1,285,684 | 177.2 | 582 | 0 | 0 |
| Alaska Total: | | | | 3,717 | 40,600,555 | 229 | 1,193,397 | 329 | 2,495,106 | 1,775,448 | 3,146,211 | 28,684.3 | 24,931 | 4,063 | 3,870 |
| American Samoa | | | | | | | | | | | | | | | |
| Te'O USARC | | Army Reserve | Pago Pago | 5 | 24,754 | 1 | 3,600 | 0 | 0 | 0 | 110 | 10.7 | 368 | 3 | 10 |
| American Samoa Total: | | | | 5 | 24,754 | 1 | 3,600 | 0 | 0 | 0 | 110 | 10.7 | 368 | 3 | 10 |
| Arizona | | | | | | | | | | | | | | | |
| Air Force Plant 44 | | AF Active | Tucson | 71 | 1,030,468 | 0 | 0 | 0 | 0 | 2,174 | 2,208 | 278.0 | 0 | 0 | 0 |
| Barnes Hall USARC | | Army Reserve | Phoenix | 5 | 63,256 | 0 | 0 | 0 | 0 | 12 | 12 | 15.1 | 368 | 24 | 1 |

* Sites having assets that are Federally funded (e.g., owned, lease, licence, permit) and State-owned interes

** US Locations that do not meet criteria of at least ten (10) Acres AND at least \$10M PRV. US Territories and Non-US Locations that do not meet criteria of at least ten (10) Acres OR at least \$10M PRV.

DEPARTMENT OF DEFENSE
Base Structure Report - As of 30 Sep 2006

| SITE | BRAC 2005 | COMPONENT | NAME NEAREST CITY | BUILDINGS | | | | | | ACRES OWNED | TOTAL ACRES | PRV (\$M) | MIL | CIV | OTHER |
|---------------------------------------|--------------|----------------|-------------------------|--------------|-------------------|----------|---------------|------------|------------------|------------------|------------------|-----------------|---------------|--------------|--------------|
| | | | | OWNED | | LEASED | | OTHER | | | | | | | |
| | | | | COUNT | SQFT | COUNT | SQFT | COUNT | SQFT | | | | | | |
| * Camp Navajo | | Army Guard | Flagstaff | 894 | 3,019,239 | 0 | 0 | 0 | 0 | 28,345 | 28,345 | 815.2 | 92 | 8 | 183 |
| Davis Monthan AFB | | AF Active | Tucson | 1,443 | 6,490,330 | 0 | 0 | 0 | 0 | 5,072 | 10,613 | 1,884.8 | 6,530 | 1,078 | 0 |
| Fort Huachuca | R | Army Active | Sierra Vista | 1,833 | 7,920,502 | 0 | 0 | 21 | 141,452 | 58,142 | 73,400 | 2,348.9 | 6,580 | 2,588 | 4,582 |
| Gila Bend Air Force Auxiliary Field | | AF Active | Gila Bend | 41 | 143,529 | 0 | 0 | 0 | 0 | 640 | 1,886 | 97.4 | 0 | 0 | 0 |
| Herrea Hall USARC | | Army Reserve | Mesa | 4 | 91,663 | 0 | 0 | 0 | 0 | 13 | 13 | 22.0 | 488 | 10 | 1 |
| Housing | | Marine Active | Yuma | 0 | 0 | 0 | 0 | 98 | 419,626 | 145 | 145 | 63.0 | 0 | 0 | 0 |
| Hsg-Off Base FY 81 | | Marine Active | Yuma | 0 | 0 | 0 | 0 | 54 | 182,716 | 23 | 23 | 63.8 | 0 | 0 | 0 |
| Luke AFB | R | AF Active | Litchfield Park | 764 | 4,829,728 | 0 | 0 | 0 | 0 | 2,692 | 4,502 | 1,386.3 | 5,906 | 946 | 0 |
| Luke Air Force Auxiliary Field No 1 | | AF Active | Wittman | 1 | 600 | 0 | 0 | 0 | 0 | 400 | 1,105 | 104.5 | 0 | 0 | 0 |
| Luke Waste Annex | | AF Active | Litchfield Park | 11 | 23,906 | 0 | 0 | 0 | 0 | 0 | 46 | 12.8 | 0 | 0 | 0 |
| MCAS Yuma | R | Marine Active | Yuma | 306 | 2,758,714 | 0 | 0 | 7 | 7,423 | 7,017 | 8,492 | 1,171.7 | 3,497 | 424 | 0 |
| * Papago Military Reservation | R | Army Guard | Phoenix | 63 | 538,043 | 0 | 0 | 0 | 0 | 418 | 418 | 124.6 | 179 | 54 | 0 |
| Sky Harbor IAP | | Air Natl Guard | Phoenix | 17 | 275,733 | 0 | 0 | 0 | 0 | 0 | 60 | 82.2 | 831 | 206 | 0 |
| The Barry M Goldwater Air Force Range | | AF Active | Gila Bend | 11 | 10,963 | 0 | 0 | 0 | 0 | 1,162,690 | 2,671,680 | 128.3 | 0 | 0 | 0 |
| Tucson IAP | | Air Natl Guard | Tucson | 39 | 861,268 | 0 | 0 | 0 | 0 | 92 | 98 | 229.8 | 1,620 | 739 | 0 |
| Yuma Proving Ground | | Army Active | Yuma | 596 | 2,107,425 | 0 | 0 | 2 | 8,644 | 1,001,023 | 1,008,911 | 1,391.5 | 94 | 646 | 1,533 |
| ** OTHER SITE(S) : 39 | | | | 180 | 596,516 | 3 | 47,430 | 195 | 606,156 | 702,485 | 733,531 | 327.5 | 3,649 | 150 | 46 |
| Arizona Total: | | | | 6,279 | 30,761,883 | 3 | 47,430 | 377 | 1,366,017 | 2,971,382 | 4,545,488 | 10,547.6 | 29,834 | 6,873 | 6,346 |
| Arkansas | | | | | | | | | | | | | | | |
| ECS 15 | C | Army Reserve | Barling | 5 | 109,401 | 4 | 82,278 | 0 | 0 | 39 | 39 | 33.3 | 0 | 50 | 0 |
| * Fort Chaffee MTC | C | Army Guard | Fort Smith | 424 | 1,578,300 | 0 | 0 | 0 | 0 | 64,272 | 64,272 | 430.6 | 593 | 26 | 332 |
| Fort Smith MAP | R | Air Natl Guard | Fort Smith | 45 | 349,407 | 0 | 0 | 0 | 0 | 0 | 142 | 88.9 | 967 | 218 | 0 |
| Little Rock AFB | R | AF Active | Jacksonville | 340 | 3,733,152 | 0 | 0 | 0 | 0 | 6,102 | 6,898 | 1,245.6 | 5,902 | 637 | 0 |
| Maurice Britt USARC | R | Army Reserve | North Little Rock | 10 | 201,142 | 0 | 0 | 0 | 0 | 43 | 43 | 40.0 | 1,293 | 184 | 37 |
| Pine Bluff Arsenal | | Army Active | Pine Bluff | 913 | 3,590,625 | 0 | 0 | 0 | 0 | 13,493 | 13,493 | 1,249.7 | 40 | 1,034 | 1,330 |
| ** OTHER SITE(S) : 19 | | | | 48 | 318,098 | 0 | 0 | 1 | 100 | 534 | 905 | 61.1 | 4,062 | 478 | 1,096 |
| Arkansas Total: | | | | 1,785 | 9,880,124 | 4 | 82,278 | 1 | 100 | 84,483 | 85,791 | 3,149.3 | 12,857 | 2,627 | 2,795 |
| California | | | | | | | | | | | | | | | |
| Admiral Hartman Hsg | | Navy Active | San Diego | 0 | 0 | 0 | 0 | 440 | 737,527 | 138 | 138 | 104.2 | 0 | 0 | 0 |
| Air Force Plant 42 | | AF Active | Palmdale | 102 | 3,230,669 | 0 | 0 | 0 | 0 | 5,843 | 6,131 | 1,397.0 | 57 | 17 | 0 |
| Alameda Annex | | Navy Active | Alameda | 8 | 866,604 | 0 | 0 | 0 | 0 | 51 | 51 | 120.1 | 0 | 0 | 0 |
| Alameda CA NAS CSO | | Navy Active | Alameda | 181 | 5,734,633 | 0 | 0 | 0 | 0 | 2,414 | 2,573 | 1,969.9 | 13 | 0 | 0 |
| Alameda Facility | | Navy Active | Alameda | 12 | 1,392,353 | 0 | 0 | 0 | 0 | 96 | 97 | 305.7 | 0 | 0 | 0 |

* Sites having assets that are Federally funded (e.g., owned, lease, licence, permit) and State-owned interes

** US Locations that do not meet criteria of at least ten (10) Acres AND at least \$10M PRV. US Territories and Non-US Locations that do not meet criteria of at least ten (10) Acres OR at least \$10M PRV.

DEPARTMENT OF DEFENSE
Base Structure Report - As of 30 Sep 2006

| SITE | BRAC 2005 | COMPONENT | NAME NEAREST CITY | BUILDINGS | | | | | | ACRES OWNED | TOTAL ACRES | PRV (\$M) | MIL | CIV | OTHER |
|-------------------------------------|--------------|----------------|-------------------------|-----------|-----------|--------|---------|-------|-----------|----------------|----------------|-----------|-------|-------|-------|
| | | | | OWNED | | LEASED | | OTHER | | | | | | | |
| | | | | COUNT | SQFT | COUNT | SQFT | COUNT | SQFT | | | | | | |
| Bayview Hills Housing | | Navy Active | San Diego | 1 | 5,500 | 0 | 0 | 199 | 1,622,259 | 162 | 162 | 187.9 | 0 | 0 | 0 |
| Beale AFB | R | AF Active | Marysville | 1,573 | 4,595,200 | 0 | 0 | 0 | 0 | 22,931 | 22,944 | 2,035.6 | 4,383 | 581 | 0 |
| Broadway Complex | C | Navy Active | San Diego | 19 | 888,843 | 2 | 161,369 | 0 | 0 | 20 | 25 | 207.7 | 24 | 0 | 0 |
| BT Collins USARC/AMSA (G) | | Army Reserve | Sacramento | 10 | 191,585 | 0 | 0 | 0 | 0 | 38 | 38 | 52.1 | 896 | 35 | 24 |
| C3F Complex | | Navy Active | San Diego | 17 | 385,228 | 0 | 0 | 0 | 0 | 91 | 91 | 104.5 | 0 | 0 | 0 |
| Cabrillo Hsg Long Bch | | Navy Active | Long Beach | 250 | 736,152 | 0 | 0 | 0 | 0 | 91 | 91 | 90.4 | 0 | 0 | 0 |
| Capehart Hsg 3 Mugu | | Navy Active | Camarillo | 78 | 462,884 | 0 | 0 | 0 | 0 | 52 | 52 | 91.0 | 0 | 0 | 0 |
| Castle AFB | | AF Active | Atwater | 197 | 2,367,942 | 0 | 0 | 0 | 0 | 1,922 | 2,402 | 1,141.9 | 0 | 0 | 0 |
| Castle Housing Annex No 2 | | AF Active | Atwater | 227 | 457,314 | 0 | 0 | 0 | 0 | 80 | 81 | 71.9 | 0 | 0 | 0 |
| Centerville Beach | | Navy Active | Ferndale | 76 | 204,039 | 0 | 0 | 0 | 0 | 47 | 49 | 45.5 | 0 | 0 | 0 |
| Channel Islands | R | Air Natl Guard | Oxnard | 20 | 340,723 | 0 | 0 | 0 | 0 | 206 | 206 | 144.2 | 1,202 | 223 | 0 |
| Chesterton Hsg | | Navy Active | San Diego | 1 | 6,863 | 0 | 0 | 435 | 810,605 | 144 | 144 | 116.3 | 0 | 0 | 0 |
| Choc Mt Arial Gnry Rng | | Marine Active | Niland | 5 | 41,028 | 0 | 0 | 0 | 0 | 459,506 | 459,506 | 18.2 | 0 | 0 | 0 |
| Chollas Heights Hsg | | Navy Active | San Diego | 0 | 0 | 0 | 0 | 91 | 556,927 | 78 | 78 | 67.5 | 0 | 0 | 0 |
| Clev NF Survival Tra | | Navy Active | Warner Springs | 42 | 45,265 | 0 | 0 | 0 | 0 | 0 | 6,166 | 11.2 | 0 | 0 | 0 |
| Combat Support Training Center | R | Army Reserve | Livermore | 114 | 1,036,832 | 0 | 0 | 128 | 288,682 | 2,468 | 2,468 | 312.2 | 1,298 | 258 | 1,510 |
| Concord-CA-0696A | | Army Active | Concord | 0 | 0 | 0 | 0 | 125 | 313,882 | 0 | 6,100 | 324.3 | 4 | 36 | 3 |
| CSO NCEL Pt Hueneme CA | | Navy Active | Port Hueneme | 50 | 230,794 | 0 | 0 | 0 | 0 | 33 | 33 | 64.9 | 0 | 0 | 0 |
| Davis Communications Annex | | AF Active | Davis | 4 | 29,524 | 0 | 0 | 0 | 0 | 316 | 316 | 20.2 | 0 | 0 | 0 |
| Def Distr Reg West Sharpe Site | | Army Active | Stockton | 80 | 4,181,783 | 0 | 0 | 0 | 0 | 724 | 724 | 781.5 | 238 | 11 | 42 |
| Def Distr Reg West Tracy | | Army Active | Tracy | 59 | 5,408,042 | 1 | 4,850 | 0 | 0 | 908 | 908 | 893.2 | 4 | 16 | 1 |
| Desert Range | | Navy Active | El Centro | 2 | 8,040 | 0 | 0 | 0 | 0 | 6,226 | 52,263 | 28.3 | 0 | 0 | 0 |
| Det Concord | C | Navy Active | Concord | 492 | 1,947,566 | 0 | 0 | 0 | 0 | 7,519 | 8,255 | 1,041.5 | 76 | 0 | 0 |
| Dixon Transmitter Fac | | Navy Active | Dixon | 25 | 78,248 | 0 | 0 | 0 | 0 | 1,285 | 1,285 | 95.5 | 0 | 0 | 0 |
| Edwards AFB | R | AF Active | Rosamond | 2,280 | 9,362,297 | 0 | 0 | 0 | 0 | 279,499 | 300,723 | 4,662.6 | 2,223 | 3,193 | 0 |
| El Monte USARC | | Army Reserve | El Monte | 4 | 38,348 | 0 | 0 | 0 | 0 | 0 | 11 | 11.2 | 433 | 10 | 2 |
| Esterro Bay Fuel Comple | | Navy Active | Morro Bay | 6 | 1,960 | 0 | 0 | 0 | 0 | 175 | 175 | 101.1 | 0 | 0 | 0 |
| Eucalyptus Housing | | Navy Active | San Diego | 0 | 0 | 0 | 0 | 57 | 466,754 | 41 | 41 | 50.5 | 0 | 0 | 0 |
| Fallbrook California | R | Navy Active | Fallbrook | 274 | 1,003,482 | 0 | 0 | 0 | 0 | 8,851 | 8,851 | 409.9 | 0 | 0 | 0 |
| Fleet ASW | R | Navy Active | San Diego | 42 | 1,098,290 | 0 | 0 | 0 | 0 | 11 | 37 | 291.1 | 0 | 0 | 0 |
| Former Phibase Coronado | R | Navy Active | Coronado | 185 | 2,494,335 | 0 | 0 | 0 | 0 | 718 | 975 | 799.3 | 396 | 11 | 0 |
| Fort Hunter Liggett | R | Army Reserve | King City | 272 | 911,110 | 0 | 0 | 6 | 2,508 | 164,261 | 164,261 | 557.6 | 51 | 9 | 253 |
| Fort Macarthur Family Housing Annex | | AF Active | San Pedro | 418 | 1,455,257 | 0 | 0 | 0 | 0 | 155 | 156 | 229.2 | 0 | 0 | 0 |
| Fort Ord | | Army Active | Seaside | 1,680 | 7,752,292 | 0 | 0 | 109 | 421,250 | 14,159 | 14,159 | 2,503.0 | 0 | 0 | 0 |
| Fresno Atm | R | Air Natl Guard | Fresno | 46 | 382,907 | 0 | 0 | 0 | 0 | 0 | 117 | 141.4 | 939 | 249 | 0 |

* Sites having assets that are Federally funded (e.g., owned, lease, licence, permit) and State-owned interes

** US Locations that do not meet criteria of at least ten (10) Acres AND at least \$10M PRV. US Territories and Non-US Locations that do not meet criteria of at least ten (10) Acres OR at least \$10M PRV.

DEPARTMENT OF DEFENSE
Base Structure Report - As of 30 Sep 2006

| SITE | BRAC 2005 | NAME NEAREST CITY | BUILDINGS | | | | | | ACRES OWNED | TOTAL ACRES | PRV (\$M) | MIL | CIV | OTHER |
|-----------------------------------|--------------|--------------------------------|-----------|-----------|--------|--------|-------|---------|----------------|----------------|-----------|--------|-------|-------|
| | | | OWNED | | LEASED | | OTHER | | | | | | | |
| | | | COUNT | SQFT | COUNT | SQFT | COUNT | SQFT | | | | | | |
| Fuel Farm | | Navy Active San Diego | 86 | 97,709 | 0 | 0 | 0 | 0 | 206 | 206 | 170.0 | 0 | 0 | 0 |
| George | | AF Active Adelanto | 859 | 4,475,606 | 0 | 0 | 0 | 0 | 4,134 | 4,450 | 1,400.1 | 0 | 0 | 0 |
| Hayward Municipal Airport ANG | | Air Natl Guard Hayward | 17 | 148,452 | 0 | 0 | 0 | 0 | 0 | 27 | 40.6 | 146 | 7 | 0 |
| Holderman Hall USARC | | Army Reserve Los Angeles | 3 | 84,052 | 0 | 0 | 0 | 0 | 10 | 10 | 20.4 | 254 | 15 | 0 |
| Holtville Carrier LS | | Navy Active El Centro | | | | | | | 110 | 110 | 16.5 | 0 | 0 | 0 |
| Home Terrace Condos | | Navy Active San Diego | 0 | 0 | 0 | 0 | 27 | 126,842 | 10 | 10 | 15.3 | 0 | 0 | 0 |
| Howard Gilmore | | Navy Active La Mesa | 0 | 0 | 0 | 0 | 49 | 759,657 | 50 | 50 | 77.1 | 0 | 0 | 0 |
| Hunters Point CA Annx CSO | | Navy Active San Francisco | 206 | 3,253,325 | 0 | 0 | 0 | 0 | 922 | 922 | 1,213.5 | 0 | 0 | 0 |
| Hwd Of Oakland USARC/AMSA 85 G | | Army Reserve Oakland | 10 | 108,283 | 0 | 0 | 0 | 0 | 16 | 16 | 28.3 | 247 | 21 | 5 |
| Imperial Beach | | Navy Active Imperial Beach | 79 | 776,020 | 0 | 0 | 7 | 4,200 | 1,402 | 1,402 | 300.3 | 0 | 0 | 0 |
| La Mesa Village | | Navy Active Monterey | 16 | 82,268 | 0 | 0 | 254 | 883,831 | 298 | 299 | 140.6 | 0 | 0 | 0 |
| Lab Recreation | | Navy Active Monterey | 20 | 53,504 | 0 | 0 | 0 | 0 | 101 | 108 | 25.0 | 0 | 0 | 0 |
| LIFOC | | Marine Active Irvine | 226 | 2,585,327 | 0 | 0 | 0 | 0 | 940 | 940 | 711.2 | 0 | 0 | 0 |
| Lincoln Communication Annex | | AF Active Lincoln | 2 | 16,264 | 0 | 0 | 0 | 0 | 231 | 231 | 30.0 | 0 | 0 | 0 |
| Lofgren Terrace | | Navy Active Chula Vista | 0 | 0 | 0 | 0 | 53 | 375,010 | 37 | 37 | 45.8 | 0 | 0 | 0 |
| Long Beach CA NSY CSO | | Navy Active Long Beach | 118 | 3,109,290 | 0 | 0 | 0 | 0 | 390 | 396 | 970.2 | 51 | 0 | 0 |
| Long Beach Fuel Comple | | Navy Active Long Beach | 5 | 8,105 | 0 | 0 | 0 | 0 | 11 | 11 | 19.7 | 0 | 0 | 0 |
| Long Beach Golf Course | | Navy Active Los Alamitos | 1 | 4,200 | 11 | 14,716 | 0 | 0 | 0 | 254 | 15.9 | 0 | 0 | 0 |
| Long Beach NAVSTA | | Navy Active Long Beach | 40 | 520,823 | 0 | 0 | 0 | 0 | 776 | 776 | 188.5 | 0 | 0 | 0 |
| Los Angeles AFB | | AF Active El Segundo | 15 | 1,012,629 | 0 | 0 | 0 | 0 | 55 | 58 | 332.0 | 1,323 | 1,124 | 0 |
| March AFB | | AF Active Sunnymead | 645 | 1,916,064 | 1 | 400 | 0 | 0 | 2,053 | 2,068 | 841.0 | 75 | 86 | 0 |
| March Air Reserve Base | R | AF Reserve Sunnymead | 197 | 2,706,717 | 0 | 0 | 0 | 0 | 2,151 | 2,415 | 1,147.6 | 4,558 | 475 | 0 |
| March USARC | | Army Reserve Moreno Valley | 19 | 77,893 | 0 | 0 | 7 | 71,133 | 47 | 73 | 30.2 | 1,201 | 27 | 4 |
| Mare Island CA NSY CSO | | Navy Active Vallejo | 291 | 1,728,777 | 0 | 0 | 0 | 0 | 5,107 | 5,109 | 1,099.5 | 0 | 0 | 0 |
| Marina Village/Sf | | Navy Active San Francisco | 160 | 727,359 | 0 | 0 | 0 | 0 | 30 | 30 | 86.6 | 0 | 0 | 0 |
| Mather Air Force Base | | AF Active Rancho Cordova | 183 | 1,486,095 | 0 | 0 | 0 | 0 | 4,369 | 4,498 | 933.2 | 0 | 0 | 0 |
| MCAGCC Twentynine Palms | | Marine Active Twentynine Palms | 494 | 4,886,271 | 0 | 0 | 47 | 88,313 | 605,269 | 605,491 | 2,455.0 | 9,539 | 821 | 0 |
| MCAS Camp Pendleton | R | Marine Active Camp Pendleton | 74 | 902,960 | 0 | 0 | 0 | 0 | 411 | 411 | 409.8 | 5,219 | 61 | 0 |
| MCAS Miramar | R | Marine Active San Diego | 471 | 5,660,282 | 0 | 0 | 4 | 11,579 | 22,638 | 22,941 | 3,045.1 | 11,349 | 426 | 0 |
| MCAS Tustin | | Marine Active Tustin | 100 | 1,264,307 | 0 | 0 | 0 | 0 | 304 | 304 | 526.7 | 0 | 0 | 0 |
| MCB Camp Pendleton | R | Marine Active Camp Pendleton | 15 | 591,633 | 0 | 0 | 2 | 12,000 | 126,749 | 126,749 | 197.8 | 33,189 | 7,530 | 641 |
| McClellan Air Force Base | | AF Active Sacramento | 406 | 9,041,748 | 0 | 0 | 0 | 0 | 2,854 | 2,950 | 2,672.6 | 37 | 17 | 0 |
| McClellan Family Housing Annex | | AF Active Sacramento | 293 | 648,101 | 0 | 0 | 0 | 0 | 17 | 18 | 112.8 | 0 | 0 | 0 |
| MCRD San Diego | | Marine Active San Diego | 133 | 2,571,724 | 0 | 0 | 0 | 0 | 433 | 433 | 657.8 | 1,792 | 305 | 61 |
| Mission Gorge | | Navy Active San Diego | 21 | 37,551 | 0 | 0 | 0 | 0 | 448 | 448 | 32.1 | 0 | 0 | 0 |

* Sites having assets that are Federally funded (e.g., owned, lease, licence, permit) and State-owned interes

** US Locations that do not meet criteria of at least ten (10) Acres AND at least \$10M PRV. US Territories and Non-US Locations that do not meet criteria of at least ten (10) Acres OR at least \$10M PRV.

DEPARTMENT OF DEFENSE
Base Structure Report - As of 30 Sep 2006

| SITE | BRAC 2005 | COMPONENT | NAME NEAREST CITY | BUILDINGS | | | | | | ACRES OWNED | TOTAL ACRES | PRV (\$M) | MIL | CIV | OTHER |
|--|--------------|----------------|-------------------------|-----------|-----------|--------|------|-------|-----------|----------------|----------------|-----------|--------|-------|-------|
| | | | | OWNED | | LEASED | | OTHER | | | | | | | |
| | | | | COUNT | SQFT | COUNT | SQFT | COUNT | SQFT | | | | | | |
| Moffett Community Hsg | | Army Reserve | Mountain View | 112 | 786,774 | 0 | 0 | 125 | 675,706 | 140 | 140 | 188.2 | 0 | 0 | 0 |
| * MTC-H Camp Roberts | | Army Guard | Camp Roberts | 731 | 2,896,230 | 0 | 0 | 0 | 0 | 42,815 | 42,815 | 943.7 | 510 | 207 | 452 |
| Murphy Canyon | | Navy Active | San Diego | 4 | 30,360 | 0 | 0 | 1,086 | 4,452,965 | 733 | 733 | 656.3 | 0 | 0 | 0 |
| MWTC Bridgeport | | Marine Active | Bridgeport | 45 | 298,137 | 0 | 0 | 0 | 0 | 0 | 60,513 | 101.3 | 181 | 29 | 9 |
| NAF El Centro | | Navy Active | El Centro | 258 | 1,195,695 | 0 | 0 | 0 | 0 | 1,636 | 1,711 | 622.8 | 912 | 492 | 0 |
| NAS Alameda/SF | | Navy Active | Alameda | 19 | 69,980 | 0 | 0 | 0 | 0 | 188 | 188 | 187.7 | 0 | 0 | 0 |
| NAS Lemoore | R | Navy Active | Lemoore NAS | 1,061 | 6,471,117 | 0 | 0 | 0 | 0 | 26,776 | 26,777 | 2,106.3 | 4,475 | 467 | 0 |
| NAS Lemoore (Stockton) | | Navy Active | Stockton | 31 | 535,703 | 0 | 0 | 0 | 0 | 0 | 28 | 237.7 | 0 | 1 | 0 |
| NAS Moffett Field | | Air Natl Guard | Sunnyvale | 47 | 352,135 | 0 | 0 | 0 | 0 | 13 | 142 | 124.1 | 906 | 203 | 0 |
| NAS North Island | R | Navy Active | San Diego | 619 | 9,064,770 | 0 | 0 | 11 | 5,240 | 2,803 | 2,803 | 3,199.7 | 14,691 | 4,091 | 0 |
| NAS North Island (Silver Strand) | | Navy Active | Imperial Beach | 8 | 72,918 | 0 | 0 | 0 | 0 | 549 | 549 | 23.8 | 0 | 0 | 0 |
| NAVBASE Ventura Cnty | R | Navy Active | Point Mugu | 901 | 4,673,238 | 1 | 12 | 3 | 5,952 | 4,491 | 4,491 | 1,547.6 | 1,102 | 0 | 0 |
| NAVBASE Ventura Cty Pt Mugu (Laguna Peak) | | Navy Active | Point Mugu | 10 | 14,325 | 0 | 0 | 0 | 0 | 39 | 39 | 11.4 | 0 | 0 | 0 |
| NAVMEDCEN San Diego | R | Navy Active | San Diego | 25 | 1,984,075 | 0 | 0 | 0 | 0 | 78 | 79 | 673.1 | 4,239 | 2,271 | 4 |
| NAVOSPTCEN Alameda | | Navy Reserve | Alameda | 5 | 84,060 | 0 | 0 | 0 | 0 | 15 | 15 | 24.0 | 691 | 0 | 0 |
| NAVOSPTCEN Los Angeles | C | Navy Reserve | Los Angeles | 7 | 126,557 | 0 | 0 | 0 | 0 | 0 | 23 | 30.4 | 848 | 0 | 0 |
| NAVOSPTCEN Los Angeles N62103 | | Navy Reserve | Los Angeles | 6 | 142,462 | 0 | 0 | 0 | 0 | 11 | 11 | 33.8 | 0 | 0 | 0 |
| NAVOSPTCEN Moreno | | Navy Reserve | Moreno Valley | 4 | 67,123 | 0 | 0 | 0 | 0 | 10 | 10 | 14.5 | 160 | 0 | 0 |
| NAVOSPTCEN Sacramento | | Navy Reserve | Sacramento | 4 | 48,908 | 0 | 0 | 0 | 0 | 20 | 20 | 12.5 | 611 | 0 | 0 |
| NAVPMOSSP Mtn View | | Navy Active | Mountain View | 10 | 785,777 | 0 | 0 | 0 | 0 | 343 | 343 | 305.2 | 0 | 0 | 0 |
| NAVSTA San Diego | R | Navy Active | San Diego | 318 | 5,307,198 | 0 | 0 | 5 | 28,151 | 1,029 | 1,046 | 1,894.7 | 28,027 | 3,552 | 0 |
| NAVSUPPDET Monterey | R | Navy Active | Monterey | 74 | 1,367,267 | 0 | 0 | 0 | 0 | 191 | 192 | 375.7 | 1,581 | 1,127 | 0 |
| NAVSUPPDET Monterey (Skaggs Island) | | Navy Active | Skaggs Island | 41 | 182,700 | 0 | 0 | 0 | 0 | 3,309 | 3,309 | 106.2 | 0 | 0 | 0 |
| NAVWPNSTA Seal Beach | R | Navy Active | Seal Beach | 358 | 2,497,879 | 0 | 0 | 2 | 1,500 | 5,023 | 5,023 | 781.9 | 345 | 0 | 0 |
| NAVWPNSTA Seal Beach (Corona) | | Navy Active | Corona | 52 | 437,173 | 0 | 0 | 0 | 0 | 226 | 226 | 147.0 | 0 | 0 | 0 |
| Navy School Annex | | Navy Active | Monterey | 13 | 135,882 | 0 | 0 | 0 | 0 | 20 | 20 | 45.1 | 0 | 0 | 0 |
| NAWS China Lake | R | Navy Active | China Lake | 262 | 2,007,423 | 0 | 0 | 0 | 0 | 606,885 | 606,926 | 1,257.2 | 769 | 2,813 | 0 |
| Nebo Area | R | Marine Active | Barstow | 293 | 2,636,747 | 0 | 0 | 1 | 420 | 1,286 | 1,286 | 609.1 | 0 | 0 | 0 |
| * NG Hammer Field | | Army Guard | Fresno | 4 | 96,727 | 0 | 0 | 0 | 0 | 30 | 30 | 23.9 | 820 | 186 | 6 |
| * NG Sacramento Depot Activity | | Army Guard | Sacramento | 9 | 21,605 | 0 | 0 | 0 | 0 | 22 | 22 | 35.5 | 0 | 0 | 0 |
| * NG Sacramento Mather | | Army Guard | Sacramento | 7 | 86,428 | 0 | 0 | 0 | 0 | 30 | 30 | 38.3 | 325 | 1 | 2 |
| Norton AFB | | AF Active | San Bernardino | 412 | 3,874,708 | 0 | 0 | 0 | 0 | 2,006 | 2,272 | 1,064.6 | 0 | 0 | 0 |
| Norwalk Fuel Complex | | Navy Active | Norwalk | 1 | 676 | 0 | 0 | 0 | 0 | 17 | 18 | 23.6 | 0 | 0 | 0 |

* Sites having assets that are Federally funded (e.g., owned, lease, licence, permit) and State-owned interes

** US Locations that do not meet criteria of at least ten (10) Acres AND at least \$10M PRV. US Territories and Non-US Locations that do not meet criteria of at least ten (10) Acres OR at least \$10M PRV.

DEPARTMENT OF DEFENSE
Base Structure Report - As of 30 Sep 2006

| SITE | BRAC 2005 | NAME NEAREST CITY | BUILDINGS | | | | | | ACRES OWNED | TOTAL ACRES | PRV (\$M) | MIL | CIV | OTHER | |
|----------------------------------|--------------|-------------------------|--------------------|-------|------------|------|---------|------|----------------|----------------|-----------|---------|-------|-------|-------|
| | | | OWNED | | LEASED | | OTHER | | | | | | | | |
| | | | COUNT | SQFT | COUNT | SQFT | COUNT | SQFT | | | | | | | |
| Norwalk2 | | AF Reserve | Norwalk | 9 | 7,767 | 0 | 0 | 0 | 0 | 47 | 55 | 98.4 | 0 | 0 | 0 |
| NTC and Fort Irwin | | Army Active | Barstow | 693 | 3,873,942 | 0 | 0 | 971 | 3,784,508 | 636,181 | 636,521 | 2,235.2 | 4,344 | 839 | 3,885 |
| Oakland CA FISC CSO | | Navy Active | Oakland | 110 | 7,734,264 | 0 | 0 | 0 | 0 | 516 | 521 | 1,323.1 | 0 | 0 | 0 |
| Old Town | | Navy Active | San Diego | 12 | 1,501,120 | 0 | 0 | 0 | 0 | 70 | 70 | 403.0 | 0 | 0 | 0 |
| Onizuka As | C | AF Active | Sunnyvale | 20 | 500,809 | 0 | 0 | 0 | 0 | 20 | 23 | 157.9 | 52 | 170 | 0 |
| Ord Military Community | | Army Active | Seaside | 53 | 543,153 | 0 | 0 | 898 | 2,161,951 | 771 | 771 | 490.5 | 0 | 0 | 0 |
| Ozol Defense Fuel Support Point | | AF Active | Martinez | 4 | 4,494 | 0 | 0 | 0 | 0 | 54 | 76 | 84.7 | 0 | 0 | 0 |
| Patton Hall USARC | | Army Reserve | Bell | 5 | 166,331 | 0 | 0 | 0 | 0 | 21 | 21 | 40.3 | 910 | 27 | 4 |
| Pillar Point Afs | | AF Active | Half Moon Bay | 13 | 25,629 | 0 | 0 | 0 | 0 | 55 | 55 | 11.6 | 0 | 0 | 0 |
| Point Arena Air Force Station | | AF Active | Point Arena | 47 | 92,706 | 0 | 0 | 0 | 0 | 74 | 82 | 28.1 | 0 | 0 | 0 |
| Pomerado Terrace | | Navy Active | San Diego | 0 | 0 | 0 | 0 | 23 | 263,281 | 52 | 52 | 31.6 | 0 | 0 | 0 |
| Port Hueneme | R | Navy Active | Port Hueneme | 625 | 6,166,667 | 47 | 375,248 | 0 | 0 | 1,793 | 1,793 | 1,646.7 | 6,075 | 3,205 | 0 |
| Presidio of Monterey | | Army Active | Monterey | 138 | 1,784,134 | 2 | 55,809 | 76 | 193,285 | 392 | 392 | 554.4 | 4,391 | 1,568 | 2,004 |
| Randsburg Wash Area | | Navy Active | Trona | 42 | 159,599 | 0 | 0 | 0 | 0 | 186,994 | 187,117 | 62.0 | 0 | 0 | 0 |
| Richmond, Pt Molate | | Navy Active | Richmond | 14 | 32,168 | 0 | 0 | 0 | 0 | 413 | 413 | 58.0 | 0 | 0 | 0 |
| Riverbank AAP | C | Army Active | Riverbank | 120 | 756,945 | 0 | 0 | 0 | 0 | 172 | 172 | 268.6 | 0 | 4 | 240 |
| Sacramento Army Depot | | Army Active | Sacramento | 5 | 9,470 | 0 | 0 | 0 | 0 | 48 | 48 | 13.6 | 0 | 0 | 0 |
| San Clemente | | Navy Active | San Diego | 220 | 544,843 | 0 | 0 | 12 | 21,600 | 36,206 | 36,206 | 287.8 | 0 | 0 | 0 |
| San Diego USARC # 2 | | Army Reserve | Vallejo | 6 | 151,221 | 0 | 0 | 0 | 0 | 34 | 34 | 55.7 | 668 | 31 | 1 |
| San Nicolas Island | | Navy Active | San Nicolas Island | 146 | 411,033 | 0 | 0 | 0 | 0 | 13,370 | 13,370 | 326.0 | 0 | 0 | 0 |
| San Pedro Fuel Depot | | Navy Active | Los Angeles | 27 | 34,301 | 0 | 0 | 0 | 0 | 269 | 272 | 165.1 | 0 | 0 | 0 |
| Santa Cruz Island | | Navy Active | Goleta | 11 | 19,832 | 0 | 0 | 0 | 0 | 0 | 11 | 19.7 | 0 | 0 | 0 |
| SAT COM | | Army Active | Camp Roberts | 11 | 43,039 | 2 | 16,500 | 0 | 0 | 23 | 23 | 20.6 | 56 | 2 | 28 |
| Sepulveda National Guard Station | | Air Natl Guard | Van Nuys | 13 | 85,839 | 0 | 0 | 0 | 0 | 26 | 26 | 21.9 | 132 | 19 | 0 |
| Sierra Army Depot | R | Army Active | Herlong | 1,023 | 5,226,292 | 0 | 0 | 0 | 0 | 36,096 | 36,096 | 1,743.4 | 1 | 680 | 451 |
| Silas B. Hays | | Army Active | Seaside | 1 | 369,662 | 0 | 0 | 0 | 0 | 24 | 24 | 92.0 | 1 | 0 | 556 |
| SPAWARSYSCEN | | Navy Active | San Diego | 259 | 1,847,998 | 0 | 0 | 0 | 0 | 510 | 511 | 546.4 | 0 | 0 | 0 |
| SUBASE San Diego | R | Navy Active | San Diego | 133 | 1,051,970 | 0 | 0 | 0 | 0 | 334 | 336 | 371.9 | 5,057 | 8,262 | 18 |
| Terrace View Villas | | Navy Active | San Diego | 0 | 0 | 0 | 0 | 65 | 244,748 | 17 | 17 | 27.8 | 0 | 0 | 0 |
| Travis AFB | | AF Active | Fairfield | 1,676 | 10,108,828 | 140 | 423,742 | 8 | 17,851 | 5,128 | 6,383 | 3,729.3 | 9,775 | 1,209 | 0 |
| Travis Water System Annex No 2 | | AF Active | Vacaville | 12 | 23,421 | 0 | 0 | 0 | 0 | 206 | 206 | 19.1 | 0 | 0 | 0 |
| Treasure Island CSO | | Navy Active | San Francisco | 132 | 2,103,717 | 1 | 30,000 | 0 | 0 | 1,139 | 1,141 | 800.4 | 1 | 0 | 0 |
| * TS AFRC Los Alamitos | R | Army Guard | Los Alamitos | 205 | 1,456,375 | 0 | 0 | 0 | 0 | 2,714 | 2,714 | 678.1 | 2,713 | 218 | 896 |
| Tulelake Radar Site | | AF Active | Alturas | 4 | 17,140 | 0 | 0 | 0 | 0 | 0 | 928 | 43.6 | 0 | 0 | 0 |
| Tustin USARC | | Army Reserve | Santa Ana | 2 | 42,214 | 0 | 0 | 0 | 0 | 15 | 15 | 11.6 | 492 | 11 | 30 |
| Vandenberg AFB | R | AF Active | Lompoc | 2,654 | 9,255,769 | 0 | 0 | 9 | 32,907 | 98,164 | 132,184 | 3,259.7 | 2,671 | 1,118 | 0 |

* Sites having assets that are Federally funded (e.g., owned, lease, licence, permit) and State-owned interes

** US Locations that do not meet criteria of at least ten (10) Acres AND at least \$10M PRV. US Territories and Non-US Locations that do not meet criteria of at least ten (10) Acres OR at least \$10M PRV.

DEPARTMENT OF DEFENSE
Base Structure Report - As of 30 Sep 2006

| SITE | BRAC 2005 | COMPONENT | NAME NEAREST CITY | BUILDINGS | | | | | | ACRES OWNED | TOTAL ACRES | PRV (\$M) | MIL | CIV | OTHER |
|-------------------------------|--------------|---------------|-------------------------|---------------|--------------------|------------|------------------|--------------|-------------------|------------------|------------------|-----------------|----------------|---------------|---------------|
| | | | | OWNED | | LEASED | | OTHER | | | | | | | |
| | | | | COUNT | SQFT | COUNT | SQFT | COUNT | SQFT | | | | | | |
| Vista Del Sol | | Marine Active | Twentynine Palms | 0 | 0 | 241 | 806,975 | 0 | 0 | 0 | 111 | 92.7 | 0 | 0 | 0 |
| Yermo Area | | Marine Active | Barstow | 90 | 1,908,351 | 0 | 0 | 3 | 4,744 | 1,681 | 1,681 | 623.8 | 113 | 429 | 125 |
| ** OTHER SITE(S) : 287 | | | | 5,341 | 31,288,916 | 30 | 653,520 | 2,490 | 10,730,027 | 339,472 | 365,888 | 10,488.2 | 10,026 | 315 | 192 |
| California Total: | | | | 33,684 | 247,659,987 | 479 | 2,543,141 | 7,828 | 30,177,795 | 3,827,676 | 4,035,323 | 89,989.5 | 189,888 | 49,111 | 11,449 |

Colorado

| | | | | | | | | | | | | | | | |
|------------------------------------|---|----------------|------------------|--------------|-------------------|-----------|----------------|--------------|------------------|----------------|----------------|-----------------|---------------|--------------|--------------|
| Buckley AFB | R | AF Active | Aurora | 174 | 2,438,464 | 0 | 0 | 0 | 0 | 3,283 | 3,872 | 859.3 | 2,731 | 779 | 0 |
| * Buckley AFB | | Army Guard | Aurora | 11 | 177,789 | 0 | 0 | 0 | 0 | 16 | 16 | 42.4 | 720 | 109 | 14 |
| Cheyenne Mtn | | AF Active | Colorado Springs | 51 | 340,242 | 0 | 0 | 0 | 0 | 499 | 567 | 166.4 | 447 | 115 | 0 |
| DFAS Denver Annex | R | AF Active | Denver | 4 | 450,487 | 0 | 0 | 0 | 0 | 72 | 72 | 92.0 | 0 | 0 | 0 |
| Falcon AFB | | AF Active | Ellicott | 57 | 1,493,912 | 0 | 0 | 0 | 0 | 3,198 | 4,172 | 577.3 | 2,064 | 534 | 1 |
| * Firestone | | Army Guard | Longmont | 4 | 81,510 | 0 | 0 | 0 | 0 | 11 | 11 | 17.0 | 169 | 35 | 47 |
| Fort Carson | R | Army Active | Colorado Springs | 708 | 8,747,496 | 2 | 915 | 1,777 | 4,280,968 | 137,404 | 137,412 | 3,524.5 | 14,026 | 1,775 | 3,490 |
| Ft Carson Weapons Range | | Air Natl Guard | Pueblo | 5 | 12,224 | 0 | 0 | 0 | 0 | 3,110 | 3,110 | 11.4 | 0 | 0 | 0 |
| Greeley Air National Guard Station | | Air Natl Guard | Greeley | 5 | 34,525 | 0 | 0 | 0 | 0 | 0 | 17 | 10.9 | 0 | 0 | 0 |
| Joe P Martinez USARC/AMSA #100 | | Army Reserve | Denver | 3 | 82,127 | 0 | 0 | 0 | 0 | 20 | 20 | 19.2 | 362 | 27 | 4 |
| Lowry | | AF Active | Denver | 57 | 1,449,100 | 0 | 0 | 0 | 0 | 103 | 103 | 313.2 | 1 | 3 | 0 |
| NAVOSPTCEN Denver | | Navy Reserve | Lakewood | 4 | 127,460 | 0 | 0 | 0 | 0 | 0 | 15 | 26.9 | 483 | 0 | 0 |
| Peterson AFB | R | AF Active | Colorado Springs | 393 | 3,586,534 | 39 | 367,420 | 0 | 0 | 201 | 1,295 | 1,081.2 | 5,256 | 2,438 | 43 |
| Pinon Canyon | | Army Active | Trinidad | 22 | 64,155 | 0 | 0 | 0 | 0 | 235,900 | 235,900 | 120.3 | 0 | 6 | 0 |
| Pueblo Chemical Depot | | Army Active | Pueblo | 1,126 | 6,086,171 | 0 | 0 | 0 | 0 | 23,121 | 23,121 | 1,594.3 | 2 | 224 | 538 |
| Rocky Mountain Arsenal | | Army Active | Commerce City | 35 | 405,297 | 0 | 0 | 0 | 0 | 11,041 | 11,425 | 213.9 | 0 | 9 | 345 |
| USAF Academy | R | AF Active | Colorado Springs | 1,101 | 8,762,496 | 0 | 0 | 0 | 0 | 18,455 | 53,276 | 2,397.9 | 1,991 | 1,456 | 0 |
| USAF Academy Auxiliary Airfield | | AF Active | Calhan | 1 | 1,651 | 0 | 0 | 0 | 0 | 0 | 197 | 10.8 | 0 | 0 | 0 |
| William T. Fitzsimons USARC | | Army Reserve | Aurora | 4 | 135,173 | 0 | 0 | 0 | 0 | 21 | 21 | 32.3 | 883 | 13 | 0 |
| ** OTHER SITE(S) : 80 | | | | 103 | 208,384 | 10 | 140,588 | 1 | 17,707 | 1,037 | 8,818 | 433.3 | 1,721 | 31 | 33 |
| Colorado Total: | | | | 3,868 | 34,685,197 | 51 | 508,923 | 1,778 | 4,298,675 | 437,492 | 483,440 | 11,544.2 | 30,856 | 7,554 | 4,515 |

Connecticut

| | | | | | | | | | | | | | | | |
|---------------------------|---|----------------|-------------------|----|---------|---|---|---|---|----|-----|-------|-----|----|---|
| * AASF | | Army Guard | Windsor Locks | 16 | 185,574 | 0 | 0 | 0 | 0 | 0 | 32 | 63.7 | 24 | 0 | 1 |
| Berry-Rosenblatt AFRC | | Army Reserve | Hartford | 2 | 163,763 | 0 | 0 | 0 | 0 | 12 | 12 | 38.7 | 677 | 16 | 0 |
| BG John W Middleton USARC | | Army Reserve | East Windsor Hill | 5 | 66,120 | 0 | 0 | 0 | 0 | 16 | 16 | 21.3 | 193 | 6 | 0 |
| Bloomfield | | Navy Active | Bloomfield | 6 | 141,299 | 0 | 0 | 0 | 0 | 85 | 85 | 45.7 | 0 | 0 | 0 |
| Bradley IAP | R | Air Natl Guard | Windsor Locks | 33 | 316,276 | 0 | 0 | 0 | 0 | 4 | 148 | 100.9 | 40 | 7 | 0 |
| Conning Towers | | Navy Active | Groton | 84 | 276,295 | 0 | 0 | 0 | 0 | 50 | 50 | 47.1 | 0 | 0 | 0 |

* Sites having assets that are Federally funded (e.g., owned, lease, licence, permit) and State-owned interes

** US Locations that do not meet criteria of at least ten (10) Acres AND at least \$10M PRV. US Territories and Non-US Locations that do not meet criteria of at least ten (10) Acres OR at least \$10M PRV.

DEPARTMENT OF DEFENSE
Base Structure Report - As of 30 Sep 2006

| SITE | BRAC 2005 | COMPONENT | NAME NEAREST CITY | BUILDINGS | | | | | | ACRES OWNED | TOTAL ACRES | PRV (\$M) | MIL | CIV | OTHER |
|------------------------------------|--------------|----------------|-------------------------|--------------|-------------------|----------|----------------|----------|---------------|----------------|----------------|----------------|---------------|---------------|--------------|
| | | | | OWNED | | LEASED | | OTHER | | | | | | | |
| | | | | COUNT | SQFT | COUNT | SQFT | COUNT | SQFT | | | | | | |
| Dolphin Gardens | | Navy Active | Groton | 1 | 47,779 | 0 | 0 | 0 | 0 | 40 | 40 | 11.6 | 0 | 0 | 0 |
| Nautilus Park 1st Inc | | Navy Active | Groton | 501 | 678,581 | 0 | 0 | 0 | 0 | 50 | 50 | 91.7 | 0 | 0 | 0 |
| Nautilus Park 2nd Inc | | Navy Active | Groton | 263 | 647,714 | 0 | 0 | 0 | 0 | 142 | 142 | 81.6 | 0 | 0 | 0 |
| Nautilus Park 3rd Inc | | Navy Active | Groton | 129 | 372,017 | 0 | 0 | 0 | 0 | 115 | 115 | 51.9 | 0 | 0 | 0 |
| New London | R | Navy Active | Groton | 280 | 3,688,440 | 0 | 0 | 0 | 0 | 686 | 687 | 1,234.4 | 9,110 | 949 | 0 |
| * Newtown Military Reservation | | Army Guard | Newtown | 0 | 0 | 2 | 53,771 | 0 | 0 | 0 | 95 | 12.3 | 6 | 0 | 0 |
| Orange ANG Communication Station | | Air Natl Guard | New Haven | 7 | 62,825 | 0 | 0 | 0 | 0 | 21 | 29 | 13.2 | 258 | 39 | 0 |
| Polaris Park | | Navy Active | Groton | 91 | 399,255 | 0 | 0 | 0 | 0 | 52 | 52 | 45.9 | 0 | 0 | 0 |
| Stratford Army Engine Plant | | Army Active | Stratford | 42 | 1,616,856 | 0 | 0 | 0 | 0 | 124 | 124 | 368.9 | 0 | 0 | 93 |
| Trident Park | | Navy Active | Groton | 155 | 605,914 | 0 | 0 | 0 | 0 | 85 | 86 | 75.4 | 0 | 0 | 0 |
| ** OTHER SITE(S) : 14 | | | | 23 | 237,715 | 7 | 48,502 | 0 | 0 | 93 | 124 | 72.8 | 1,787 | 47 | 0 |
| Connecticut Total: | | | | 1,638 | 9,506,423 | 9 | 102,273 | 0 | 0 | 1,574 | 1,886 | 2,377.1 | 12,095 | 1,064 | 94 |
| <u>Delaware</u> | | | | | | | | | | | | | | | |
| Dover AFB | R | AF Active | Dover | 202 | 3,620,460 | 0 | 0 | 0 | 0 | 3,218 | 3,824 | 1,335.9 | 5,029 | 707 | 0 |
| New Castle County Airport | R | Air Natl Guard | Newport | 37 | 281,547 | 0 | 0 | 0 | 0 | 0 | 80 | 83.7 | 1,048 | 178 | 0 |
| * River Road Training Site | | Army Guard | New Castle | 33 | 162,736 | 0 | 0 | 0 | 0 | 227 | 227 | 26.8 | 79 | 76 | 9 |
| ** OTHER SITE(S) : 6 | | | | 17 | 127,317 | 0 | 0 | 0 | 0 | 28 | 29 | 29.0 | 841 | 15 | 0 |
| Delaware Total: | | | | 289 | 4,192,060 | 0 | 0 | 0 | 0 | 3,473 | 4,160 | 1,475.3 | 6,997 | 976 | 9 |
| <u>District of Columbia</u> | | | | | | | | | | | | | | | |
| Bellevue | | Navy Active | Washington, DC | 190 | 314,976 | 0 | 0 | 0 | 0 | 60 | 60 | 37.1 | 0 | 0 | 0 |
| Bolling AFB | R | AF Active | Washington, DC | 436 | 4,870,561 | 0 | 0 | 0 | 0 | 607 | 607 | 880.9 | 1,900 | 808 | 0 |
| Fort Lesley J McNair | | Army Active | Washington, DC | 59 | 1,086,162 | 0 | 0 | 0 | 0 | 107 | 107 | 246.3 | 766 | 563 | 220 |
| Marine Barracks | | Marine Active | Washington, DC | 10 | 277,477 | 0 | 0 | 0 | 0 | 12 | 12 | 93.5 | 934 | 58 | 0 |
| Naval Research Lab | | Navy Active | Washington, DC | 88 | 3,066,076 | 0 | 0 | 0 | 0 | 131 | 133 | 835.1 | 48 | 0 | 0 |
| NAVSTA Anacostia | R | Navy Active | Washington, DC | 56 | 1,329,200 | 0 | 0 | 0 | 0 | 299 | 351 | 382.0 | 8,289 | 10,139 | 37 |
| NDEPT Potomac Annex | R | Navy Active | Washington, DC | 16 | 186,212 | 0 | 0 | 0 | 0 | 12 | 12 | 37.4 | 0 | 0 | 0 |
| NSA North Potomac | | Navy Active | Washington, DC | 36 | 224,325 | 0 | 0 | 0 | 0 | 72 | 72 | 50.6 | 0 | 0 | 0 |
| NSA Washington | | Navy Active | Washington, DC | 89 | 3,518,203 | 0 | 0 | 0 | 0 | 78 | 78 | 838.8 | 16 | 131 | 0 |
| Pentagon Reservation | | WHS | Washington, DC | 13 | 6,525,621 | 0 | 0 | 0 | 0 | 228 | 228 | 2,448.5 | 6,234 | 4,492 | 464 |
| Walter Reed AMC Main Post | R | Army Active | Washington, DC | 50 | 4,574,643 | 0 | 0 | 9 | 43,488 | 113 | 113 | 1,462.2 | 2,980 | 2,810 | 2,416 |
| ** OTHER SITE(S) : 6 | | | | 12 | 143,793 | 9 | 218,374 | 0 | 0 | 17 | 27 | 69.6 | 3,289 | 7,784 | 12 |
| District of Columbia Total: | | | | 1,055 | 26,117,249 | 9 | 218,374 | 9 | 43,488 | 1,736 | 1,799 | 7,382.2 | 24,456 | 26,785 | 3,149 |

* Sites having assets that are Federally funded (e.g., owned, lease, licence, permit) and State-owned interes

** US Locations that do not meet criteria of at least ten (10) Acres AND at least \$10M PRV. US Territories and Non-US Locations that do not meet criteria of at least ten (10) Acres OR at least \$10M PRV.

DEPARTMENT OF DEFENSE
Base Structure Report - As of 30 Sep 2006

| SITE | BRAC 2005 | NAME NEAREST CITY | BUILDINGS | | | | | | ACRES OWNED | TOTAL ACRES | PRV (\$M) | MIL | CIV | OTHER | |
|--|--------------|-------------------------|-----------------|-------|------------|------|---------|------|----------------|----------------|-----------|---------|--------|-------|----|
| | | | OWNED | | LEASED | | OTHER | | | | | | | | |
| | | | COUNT | SQFT | COUNT | SQFT | COUNT | SQFT | | | | | | | |
| Florida | | | | | | | | | | | | | | | |
| Arbuckle Airfield | | AF Active | Avon Park | 39 | 182,748 | 0 | 0 | 0 | 0 | 5,145 | 5,147 | 102.9 | 0 | 0 | 0 |
| Area C | | Navy Active | Orlando | 19 | 185,885 | 0 | 0 | 0 | 0 | 82 | 82 | 22.4 | 0 | 0 | 0 |
| Avon Park AF Range | | AF Active | Avon Park | 5 | 2,915 | 0 | 0 | 0 | 0 | 100,929 | 100,929 | 24.1 | 0 | 31 | 0 |
| Blount Island Jax FI | | Marine Active | Jacksonville | 29 | 693,834 | 0 | 0 | 0 | 0 | 1,236 | 1,390 | 200.4 | 90 | 105 | 0 |
| Camp Blanding | | Air Natl Guard | Starke | 25 | 136,979 | 0 | 0 | 0 | 0 | 0 | 218 | 21.7 | 223 | 3 | 0 |
| Cape Canaveral Air Force Station | | AF Active | Port Canaveral | 600 | 3,839,431 | 0 | 0 | 0 | 0 | 17,034 | 17,092 | 1,500.8 | 277 | 250 | 0 |
| Cape San Blas Missile Tracking Annex D-3 | | AF Active | Port St Joe | 14 | 33,003 | 0 | 0 | 0 | 0 | 679 | 679 | 10.4 | 0 | 0 | 0 |
| Cecil Field FL NAS CSO | R | Navy Active | Cecil Field | 32 | 376,616 | 0 | 0 | 0 | 0 | 415 | 415 | 478.6 | 0 | 0 | 0 |
| Corry Station | | Navy Active | Pensacola | 211 | 2,284,106 | 0 | 0 | 0 | 0 | 673 | 674 | 464.6 | 57 | 1 | 0 |
| Destin Moreno Point | | Army Active | Ft Walton Beach | 21 | 58,872 | 0 | 0 | 0 | 0 | 14 | 14 | 12.6 | 0 | 0 | 0 |
| Dredgers Key-Sigsbee | | Navy Active | Key West | 281 | 1,421,219 | 0 | 0 | 0 | 0 | 352 | 352 | 230.6 | 0 | 0 | 0 |
| Eglin AFB | R | AF Active | Valpariso | 2,016 | 10,863,261 | 0 | 0 | 0 | 0 | 319,085 | 453,594 | 2,586.1 | 7,204 | 3,272 | 0 |
| Eglin Air Force Auxiliary Field #3 | | AF Active | Crestview | 299 | 1,299,493 | 0 | 0 | 0 | 0 | 1,348 | 1,348 | 487.4 | 1,203 | 26 | 0 |
| Eglin Air Force Auxiliary Field #6 | | AF Active | Milton | 51 | 168,009 | 0 | 0 | 0 | 0 | 629 | 629 | 89.4 | 24 | 89 | 0 |
| FISC | | Navy Active | Jacksonville | 31 | 41,486 | 0 | 0 | 0 | 0 | 181 | 181 | 67.2 | 0 | 0 | 0 |
| Fleming Key Magazine | | Navy Active | Key West | 34 | 56,707 | 0 | 0 | 0 | 0 | 322 | 323 | 31.8 | 0 | 0 | 0 |
| Herndon Annex | | Navy Active | Orlando | 8 | 139,805 | 0 | 0 | 0 | 0 | 83 | 83 | 19.2 | 0 | 0 | 0 |
| Homestead Air Force Base | | AF Active | Homestead | 6 | 267,749 | 0 | 0 | 0 | 0 | 24 | 24 | 36.2 | 20 | 0 | 0 |
| Homestead ARB | R | AF Reserve | Homestead | 121 | 970,999 | 0 | 0 | 0 | 0 | 1,943 | 2,311 | 507.1 | 1,285 | 232 | 0 |
| Hurlburt Field | R | AF Active | Mary Esther | 614 | 4,979,355 | 0 | 0 | 0 | 0 | 6,634 | 6,634 | 1,105.6 | 7,337 | 757 | 0 |
| Jacksonville IAP | R | Air Natl Guard | Callahan | 37 | 330,497 | 0 | 0 | 0 | 0 | 0 | 342 | 86.5 | 998 | 281 | 0 |
| Jonathan Dickinson Missile Tracking Anx | | AF Active | Hobe Sound | 9 | 26,355 | 0 | 0 | 0 | 0 | 0 | 12 | 10.8 | 0 | 0 | 0 |
| LTC Luis E. Martinez USARC | | Army Reserve | Miami | 2 | 82,716 | 0 | 0 | 0 | 0 | 28 | 28 | 16.4 | 763 | 7 | 2 |
| Lynn Haven Defense Fuel Sup | | AF Active | Lynn Haven | 8 | 12,631 | 0 | 0 | 0 | 0 | 203 | 203 | 20.3 | 0 | 0 | 0 |
| MacDill AFB | R | AF Active | Tampa | 574 | 5,014,589 | 0 | 0 | 0 | 0 | 5,630 | 5,767 | 1,472.7 | 6,098 | 1,221 | 61 |
| Malabar Transmitter Annex | | AF Active | Palm Bay | 9 | 35,208 | 0 | 0 | 0 | 0 | 640 | 640 | 11.3 | 0 | 0 | 0 |
| Mariner Housing | | Navy Active | Pensacola | 0 | 0 | 300 | 428,818 | 0 | 0 | 0 | 147 | 32.8 | 0 | 0 | 0 |
| Mayport | R | Navy Active | Jacksonville | 638 | 3,652,962 | 15 | 206,486 | 19 | 4,715 | 3,009 | 3,237 | 1,018.6 | 10,945 | 407 | 0 |
| NAS Jacksonville | R | Navy Active | Jacksonville | 643 | 8,673,088 | 0 | 0 | 0 | 0 | 3,842 | 3,881 | 2,173.3 | 9,097 | 8,866 | 3 |
| NAS Key West | | Navy Active | Key West | 136 | 931,265 | 0 | 0 | 3 | 5,663 | 3,977 | 4,734 | 557.3 | 1,302 | 292 | 0 |
| NAS Pensacola | R | Navy Active | Pensacola | 525 | 8,138,458 | 0 | 0 | 0 | 0 | 5,540 | 5,761 | 1,919.8 | 11,545 | 3,738 | 0 |
| NH Key West | | Navy Active | Key West | 10 | 86,680 | 0 | 0 | 0 | 0 | 15 | 15 | 29.2 | 0 | 0 | 0 |
| NOLF Choctaw | | Navy Active | Milton | 4 | 19,936 | 0 | 0 | 0 | 0 | 0 | 1,450 | 82.4 | 0 | 0 | 0 |

* Sites having assets that are Federally funded (e.g., owned, lease, licence, permit) and State-owned interes

** US Locations that do not meet criteria of at least ten (10) Acres AND at least \$10M PRV. US Territories and Non-US Locations that do not meet criteria of at least ten (10) Acres OR at least \$10M PRV.

DEPARTMENT OF DEFENSE
Base Structure Report - As of 30 Sep 2006

| SITE | BRAC 2005 | COMPONENT | NAME NEAREST CITY | BUILDINGS | | | | | | ACRES OWNED | TOTAL ACRES | PRV (\$M) | MIL | CIV | OTHER |
|-------------------------------|--------------|--------------|-------------------------|---------------|-------------------|------------|------------------|------------|------------------|----------------|----------------|-----------------|---------------|---------------|------------|
| | | | | OWNED | | LEASED | | OTHER | | | | | | | |
| | | | | COUNT | SQFT | COUNT | SQFT | COUNT | SQFT | | | | | | |
| NOLF Holley | | Navy Active | Milton | 1 | 1,024 | 0 | 0 | 0 | 0 | 698 | 698 | 35.1 | 0 | 0 | 0 |
| NOLF Santa Rosa | | Navy Active | Milton | 2 | 1,517 | 0 | 0 | 0 | 0 | 738 | 738 | 54.4 | 0 | 0 | 0 |
| NOLF Spencer | | Navy Active | Milton | 3 | 6,311 | 0 | 0 | 0 | 0 | 640 | 640 | 33.9 | 0 | 0 | 0 |
| NOSC-MCRC Miami | | Navy Reserve | Miami | 2 | 62,752 | 0 | 0 | 0 | 0 | 20 | 20 | 12.2 | 138 | 0 | 0 |
| NOTU Cape Canaveral | | Navy Active | Cape Canaveral | 0 | 0 | 0 | 0 | 76 | 490,195 | 0 | 250 | 166.1 | 0 | 5 | 0 |
| NSA Orlando | | Navy Active | Orlando | 3 | 302,156 | 5 | 231,904 | 0 | 0 | 41 | 50 | 86.8 | 869 | 1 | 0 |
| NSA Panama City | R | Navy Active | Panama City | 231 | 1,417,002 | 17 | 97,558 | 0 | 0 | 659 | 669 | 300.6 | 148 | 0 | 0 |
| NTC Annex | | Navy Active | Orlando | 100 | 712,045 | 0 | 0 | 0 | 0 | 712 | 712 | 148.5 | 0 | 0 | 0 |
| OLF Bronson | | Navy Active | Pensacola | 27 | 13,220 | 0 | 0 | 17 | 12,816 | 967 | 1,098 | 29.0 | 0 | 0 | 0 |
| OLF Whitehouse | | Navy Active | Cecil Field | 7 | 10,354 | 0 | 0 | 0 | 0 | 1,908 | 2,565 | 34.6 | 0 | 0 | 0 |
| Orlando ASF 49 | | Army Reserve | Taft | 3 | 28,813 | 0 | 0 | 0 | 0 | 34 | 34 | 18.0 | 0 | 0 | 0 |
| Orlando FL NTC CSO | | Navy Active | Orlando | 210 | 4,654,175 | 0 | 0 | 0 | 0 | 1,032 | 1,037 | 905.7 | 0 | 0 | 0 |
| Patrick AFB | | AF Active | Cocoa Beach | 524 | 3,913,229 | 0 | 0 | 0 | 0 | 2,108 | 2,341 | 1,023.5 | 2,476 | 1,188 | 10 |
| Peary Court | | Navy Active | Key West | 50 | 261,144 | 0 | 0 | 0 | 0 | 54 | 54 | 31.9 | 0 | 0 | 0 |
| Pinellas Park AFRC | | Army Reserve | St. Petersburg | 5 | 236,677 | 0 | 0 | 0 | 0 | 117 | 117 | 42.4 | 888 | 5 | 27 |
| Ribault Bay Village | | Navy Active | Jacksonville | 132 | 841,628 | 0 | 0 | 0 | 0 | 158 | 158 | 75.4 | 0 | 0 | 0 |
| Saufley Field | R | Navy Active | Pensacola | 68 | 687,791 | 0 | 0 | 1 | 4,072 | 882 | 895 | 259.8 | 0 | 0 | 0 |
| Sp Forces Site Key West | | Army Active | Key West | 10 | 75,906 | 0 | 0 | 0 | 0 | 0 | 24 | 25.5 | 0 | 0 | 0 |
| St. Pete/Clearwater ASF | | Army Reserve | Clearwater | 3 | 36,804 | 0 | 0 | 0 | 0 | 28 | 30 | 11.3 | 0 | 0 | 11 |
| Taft USARC | | Army Reserve | Orlando | 5 | 168,872 | 0 | 0 | 0 | 0 | 40 | 43 | 29.3 | 799 | 8 | 9 |
| Truman Annex | | Navy Active | Key West | 74 | 517,659 | 0 | 0 | 0 | 0 | 159 | 233 | 157.4 | 0 | 0 | 0 |
| Trumbo Point Annex | | Navy Active | Key West | 88 | 552,735 | 0 | 0 | 7 | 47,678 | 129 | 137 | 216.9 | 0 | 0 | 0 |
| Tyndall AFB | R | AF Active | Springfield | 1,002 | 5,098,182 | 0 | 0 | 0 | 0 | 27,451 | 28,824 | 1,306.2 | 3,934 | 664 | 0 |
| U.S. Army Garrison-Miami | | Army Active | Miami | 0 | 0 | 0 | 0 | 7 | 227,485 | 0 | 34 | 37.7 | 396 | 390 | 678 |
| Whiting Field | | Navy Active | Milton | 131 | 1,271,771 | 0 | 0 | 0 | 0 | 3,533 | 3,914 | 577.7 | 28 | 0 | 0 |
| Whiting Pines | | Navy Active | Milton | 282 | 539,740 | 0 | 0 | 0 | 0 | 98 | 98 | 52.0 | 0 | 0 | 0 |
| Yellow Water Housing | | Navy Active | Cecil Field | 43 | 318,613 | 0 | 0 | 0 | 0 | 254 | 254 | 33.6 | 0 | 0 | 0 |
| ** OTHER SITE(S) : 104 | | | | 160 | 1,091,895 | 15 | 363,769 | 51 | 384,203 | 5,631 | 24,172 | 375.1 | 6,783 | 190 | 15 |
| Florida Total: | | | | 10,217 | 77,828,872 | 352 | 1,328,535 | 181 | 1,176,827 | 527,779 | 688,172 | 21,510.7 | 74,927 | 22,029 | 816 |

Georgia

| | | | | | | | | | | | | | | | |
|-------------------------------|---|--------------|-----------|----|-----------|---|---|---|---|-------|-------|---------|-------|-----|----|
| Air Force Plant 6 | | AF Active | Marietta | 94 | 6,464,943 | 0 | 0 | 0 | 0 | 755 | 755 | 1,325.1 | 0 | 0 | 0 |
| Army Recr Area Lake Allatoona | | Army Active | Marietta | 29 | 36,399 | 0 | 0 | 0 | 0 | 85 | 85 | 10.3 | 0 | 0 | 0 |
| Dahlonoga | | Army Active | Dahlonoga | 51 | 136,172 | 0 | 0 | 0 | 0 | 0 | 289 | 30.1 | 325 | 5 | 33 |
| Decatur USARC | | Army Reserve | Decatur | 1 | 85,680 | 0 | 0 | 0 | 0 | 11 | 11 | 15.1 | 1,008 | 22 | 1 |
| Dobbins AFB | R | AF Reserve | Marietta | 87 | 996,112 | 0 | 0 | 0 | 0 | 1,666 | 1,913 | 389.3 | 1,710 | 316 | 0 |

* Sites having assets that are Federally funded (e.g., owned, lease, licence, permit) and State-owned interests

** US Locations that do not meet criteria of at least ten (10) Acres AND at least \$10M PRV. US Territories and Non-US Locations that do not meet criteria of at least ten (10) Acres OR at least \$10M PRV.

DEPARTMENT OF DEFENSE
Base Structure Report - As of 30 Sep 2006

| SITE | BRAC 2005 | COMPONENT | NAME NEAREST CITY | BUILDINGS | | | | | | ACRES OWNED | TOTAL ACRES | PRV (\$M) | MIL | CIV | OTHER |
|-----------------------------------|--------------|----------------|-------------------------|--------------|-------------------|-----------|---------------|--------------|-------------------|----------------|----------------|-----------------|---------------|---------------|---------------|
| | | | | OWNED | | LEASED | | OTHER | | | | | | | |
| | | | | COUNT | SQFT | COUNT | SQFT | COUNT | SQFT | | | | | | |
| Dobbins Air Force Base | R | Navy Active | Marietta | 14 | 108,587 | 0 | 0 | 0 | 0 | 0 | 37 | 28.7 | 88 | 0 | 0 |
| * Dobbins ARB | | Army Guard | Marietta | 5 | 100,905 | 0 | 0 | 0 | 0 | 22 | 22 | 23.4 | 574 | 215 | 7 |
| Dobbins USARC/ASF | | Army Reserve | Marietta | 0 | 0 | 0 | 0 | 5 | 42,728 | 0 | 24 | 10.1 | 87 | 7 | 9 |
| Fort Benning | R | Army Active | Columbus | 1,254 | 13,733,166 | 0 | 0 | 1,911 | 6,827,656 | 169,327 | 171,873 | 4,997.8 | 28,474 | 2,454 | 7,797 |
| Fort Gillem | C | Army Active | Forest Park | 149 | 5,636,775 | 1 | 4,720 | 8 | 22,043 | 1,531 | 1,531 | 879.2 | 2,418 | 557 | 1,472 |
| Fort Gordon | | Army Active | Augusta | 603 | 7,764,337 | 0 | 0 | 464 | 1,439,785 | 55,597 | 55,597 | 2,034.9 | 11,862 | 2,129 | 4,995 |
| Fort Gordon Recreation Area | | Army Active | Augusta | 14 | 19,511 | 0 | 0 | 0 | 0 | 0 | 909 | 13.0 | 0 | 0 | 0 |
| Fort McPherson | C | Army Active | Atlanta | 219 | 2,200,899 | 0 | 0 | 3 | 4,385 | 487 | 487 | 447.2 | 2,216 | 1,749 | 2,394 |
| Fort Stewart | | Army Active | Hinesville | 1,580 | 8,570,643 | 8 | 14,825 | 1,083 | 5,663,933 | 279,270 | 279,271 | 3,005.9 | 16,284 | 1,705 | 4,269 |
| Glynco Air National Guard Station | | Air Natl Guard | Brunswick | 5 | 68,534 | 0 | 0 | 0 | 0 | 0 | 14 | 11.8 | 0 | 0 | 0 |
| Housing Area No 1 | | Marine Active | Albany | 189 | 367,120 | 0 | 0 | 0 | 0 | 78 | 78 | 28.8 | 0 | 0 | 0 |
| Hunter ANG Station No 2 | | Air Natl Guard | Savannah | 14 | 64,067 | 0 | 0 | 0 | 0 | 0 | 18 | 10.5 | 357 | 40 | 0 |
| Hunter Army Airfield | | Army Active | Savannah | 429 | 3,292,279 | 0 | 0 | 376 | 1,058,536 | 5,653 | 5,653 | 1,177.2 | 5,468 | 321 | 1,356 |
| Kings Bay | | Navy Active | Kings Bay | 522 | 6,664,309 | 0 | 0 | 0 | 0 | 14,465 | 16,616 | 2,340.2 | 3,993 | 1,573 | 0 |
| MCLB Albany | R | Marine Active | Albany | 351 | 6,412,211 | 0 | 0 | 0 | 0 | 3,619 | 3,619 | 930.5 | 619 | 3,061 | 1,112 |
| Moody AFB | R | AF Active | Valdosta | 333 | 2,501,031 | 0 | 0 | 0 | 0 | 5,094 | 5,497 | 789.9 | 3,761 | 372 | 0 |
| Moody Recreation Annex | | AF Active | Lake Park | 20 | 13,492 | 0 | 0 | 0 | 0 | 489 | 489 | 10.4 | 0 | 0 | 0 |
| NAS Atlanta | C | Navy Active | Marietta | 76 | 561,739 | 0 | 0 | 0 | 0 | 107 | 107 | 143.4 | 3,713 | 116 | 0 |
| NOSC Atlanta | | Navy Reserve | Marietta | 2 | 100,336 | 0 | 0 | 0 | 0 | 0 | 18 | 18.1 | 0 | 0 | 0 |
| NSA Athens | C | Navy Active | Athens | 64 | 466,933 | 0 | 0 | 0 | 0 | 58 | 58 | 75.1 | 274 | 58 | 0 |
| Robins AFB | R | AF Active | Warner Robins | 1,034 | 13,969,073 | 0 | 0 | 0 | 0 | 6,779 | 6,935 | 3,122.7 | 7,047 | 12,163 | 0 |
| Savannah/Hilton Head IAP | R | Air Natl Guard | Savannah | 98 | 650,445 | 0 | 0 | 0 | 0 | 0 | 290 | 181.5 | 929 | 184 | 0 |
| * VTS Catoosa | | Army Guard | Tunnel Hill | 36 | 77,326 | 0 | 0 | 0 | 0 | 1,627 | 1,627 | 22.4 | 0 | 0 | 671 |
| ** OTHER SITE(S) : 42 | | | | 95 | 618,182 | 5 | 67,972 | 50 | 157,537 | 11,514 | 11,901 | 150.9 | 3,565 | 132 | 75 |
| Georgia Total: | | | | 7,368 | 81,681,206 | 14 | 87,517 | 3,900 | 15,216,603 | 558,234 | 565,724 | 22,223.4 | 94,772 | 27,179 | 24,191 |

Guam

| | | | | | | | | | | | | | | | |
|---------------------------------------|---|-------------|-----------|-------|-----------|---|---|---|---------|--------|--------|---------|-------|-----|----|
| Agana Guam NAS CSO | | Navy Active | Agana | 419 | 1,342,215 | 0 | 0 | 1 | 40,200 | | | 1,155.7 | 4 | 0 | 0 |
| Andersen Administration Annex | | AF Active | Agana | 130 | 755,018 | 0 | 0 | 0 | 0 | 1,969 | 2,024 | 293.6 | 0 | 0 | 0 |
| Andersen AFB | R | AF Active | Agana | 1,272 | 4,956,519 | 0 | 0 | 6 | 279,000 | 11,093 | 11,096 | 4,841.3 | 2,297 | 433 | 35 |
| Andersen Air Force Station | | AF Active | Agana | 6 | 16,773 | 0 | 0 | 0 | 0 | 22 | 32 | 21.0 | 0 | 0 | 0 |
| Andersen Communications Annex Nr 2 | | AF Active | Barrigada | | | | | | | 432 | 432 | 12.6 | 0 | 0 | 0 |
| Andersen Family Housing Annex No 4 | | AF Active | Harmon | 12 | 19,703 | 0 | 0 | 0 | 0 | 408 | 408 | 22.5 | 0 | 0 | 0 |
| Andersen Water Supply Annex | | AF Active | Tumon | 2 | 384 | 0 | 0 | 0 | 0 | 8 | 55 | 13.4 | 0 | 0 | 0 |

* Sites having assets that are Federally funded (e.g., owned, lease, licence, permit) and State-owned interests

** US Locations that do not meet criteria of at least ten (10) Acres AND at least \$10M PRV. US Territories and Non-US Locations that do not meet criteria of at least ten (10) Acres OR at least \$10M PRV.

DEPARTMENT OF DEFENSE
Base Structure Report - As of 30 Sep 2006

| SITE | BRAC 2005 | COMPONENT | NAME NEAREST CITY | BUILDINGS | | | | | | ACRES OWNED | TOTAL ACRES | PRV (\$M) | MIL | CIV | OTHER |
|-------------------------------|--------------|----------------|-------------------------|--------------|-------------------|----------|------------|-----------|----------------|----------------|----------------|-----------------|--------------|------------|-----------|
| | | | | OWNED | | LEASED | | OTHER | | | | | | | |
| | | | | COUNT | SQFT | COUNT | SQFT | COUNT | SQFT | | | | | | |
| Apra Heights | | Navy Active | Apra | 194 | 596,594 | 0 | 0 | 0 | 0 | 0 | 3 | 226.2 | 0 | 0 | 0 |
| Barrigada | | Navy Active | Barrigada | 23 | 192,140 | 0 | 0 | 0 | 0 | 1,081 | 1,093 | 172.4 | 0 | 0 | 0 |
| Finegayan | | Navy Active | Finegayan | 364 | 1,397,511 | 0 | 0 | 0 | 0 | 2,957 | 2,979 | 724.0 | 0 | 0 | 0 |
| * Ft Juan Muna | | Army Guard | Barrigada | 37 | 94,259 | 0 | 0 | 0 | 0 | 15 | 15 | 41.5 | 103 | 0 | 20 |
| GLUP 94 BRAC IV | | Navy Active | Agana | 18 | 42,969 | 0 | 0 | 0 | 0 | | | 44.6 | 0 | 0 | 0 |
| Guam | | Navy Active | Naval Supply Depot | 22 | 401,868 | 0 | 0 | 0 | 0 | 88 | 88 | 303.9 | 0 | 0 | 0 |
| Guam US Army Reserve Center | | Army Reserve | Agana | 6 | 59,936 | 0 | 0 | 0 | 0 | 0 | 20 | 35.5 | 463 | 8 | 0 |
| * Gung Barrigada Complex | | Army Guard | Inarajan | 5 | 111,394 | 0 | 0 | 0 | 0 | 51 | 51 | 70.3 | 753 | 0 | 7 |
| Harmon | | Navy Active | Dededo | 1 | 220 | 0 | 0 | 0 | 0 | 8 | 12 | 0.1 | 0 | 0 | 0 |
| Marbo | | Navy Active | Mangilao | | | | | | | 0 | 45 | 4.2 | 0 | 0 | 0 |
| Naval Magazine | | Navy Active | Santa Rita | 221 | 687,576 | 0 | 0 | 0 | 0 | 17 | 31 | 1,076.7 | 0 | 0 | 0 |
| NAVBASE Guam | R | Navy Active | Agana | 991 | 5,346,471 | 0 | 0 | 4 | 25,920 | 16,870 | 17,100 | 4,931.7 | 2,951 | 508 | 0 |
| NAVBASE Guam (Agana) | | Navy Active | Agana | 1 | 220 | 0 | 0 | 0 | 0 | 1 | 10 | 17.9 | 0 | 0 | 0 |
| NAVBASE Guam (Andersen AFB) | | Navy Active | Agana | 11 | 86,998 | 0 | 0 | 1 | 168 | | | 131.4 | 0 | 0 | 0 |
| Nimitz Hill | | Navy Active | Nimitz Hill | 78 | 239,198 | 0 | 0 | 0 | 0 | 50 | 78 | 134.6 | 0 | 0 | 0 |
| Northwest Guam Air Force Base | | AF Active | Agana | 10 | 58,899 | 0 | 0 | 0 | 0 | 4,378 | 4,378 | 741.0 | 0 | 0 | 0 |
| Sasa Valley | | Navy Active | Piti | 32 | 16,847 | 0 | 0 | 0 | 0 | 421 | 432 | 205.1 | 0 | 0 | 0 |
| Talofofo | | Navy Active | Talofofo | | | | | | | 13 | 13 | 0.0 | 0 | 0 | 0 |
| Tanguisson Point | | Navy Active | Dededo | 1 | 29,205 | 0 | 0 | 0 | 0 | 27 | 27 | 141.9 | 0 | 0 | 0 |
| Tenjo Vista | | Navy Active | Piti | 7 | 927 | 0 | 0 | 0 | 0 | | | 77.0 | 0 | 0 | 0 |
| Tiyan | | Navy Active | Agana | 1 | 895 | 0 | 0 | 0 | 0 | 0 | 22 | 2.6 | 0 | 0 | 0 |
| ** OTHER SITE(S) : 3 | | | | 2 | 12,693 | 1 | 157 | 0 | 0 | | | 8.6 | 16 | 0 | 0 |
| Guam Total: | | | | 3,866 | 16,467,432 | 1 | 157 | 12 | 345,288 | 39,908 | 40,444 | 15,451.7 | 6,587 | 949 | 62 |
| Hawaii | | | | | | | | | | | | | | | |
| Aliamanu Military Reservation | | Army Active | Honolulu | 102 | 279,501 | 0 | 0 | 1,032 | 4,254,426 | 592 | 603 | 864.6 | 7 | 36 | 94 |
| Barking Sands | | Navy Active | Kekaha | 270 | 601,538 | 0 | 0 | 5 | 3,600 | 1,933 | 4,354 | 398.7 | 0 | 0 | 0 |
| Barking Sands Com | | Air Natl Guard | Kekaha | 4 | 31,016 | 0 | 0 | 0 | 0 | 11 | 11 | 13.6 | 131 | 29 | 0 |
| Bellows Air Force Station | | AF Active | Waimanalo | 97 | 144,810 | 0 | 0 | 0 | 0 | 409 | 487 | 125.0 | 26 | 4 | 0 |
| CSO Barbers Pt HI | | Navy Active | Barbers Point | | | | | | | 1,116 | 1,246 | 76.0 | 0 | 0 | 0 |
| Dillingham Mil Res | | Army Active | Wahiawa | 5 | 4,176 | 0 | 0 | 0 | 0 | 664 | 664 | 48.1 | 0 | 0 | 40 |
| EWA | | Navy Active | Ewa Beach | 1,896 | 3,404,433 | 0 | 0 | 0 | 0 | 3,130 | 3,144 | 915.2 | 0 | 0 | 0 |
| Fort De Russy | | Army Active | Honolulu | 9 | 783,763 | 0 | 0 | 0 | 0 | 73 | 73 | 208.7 | 0 | 4 | 999 |
| Fort Shafter | | Army Active | Honolulu | 133 | 1,640,004 | 0 | 0 | 223 | 861,601 | 590 | 590 | 789.7 | 3,392 | 1,280 | 1,311 |
| Fort Shafter (Waianae) | | Army Active | Waianae | 46 | 47,458 | 1 | 637 | 0 | 0 | 0 | 14 | 18.4 | 0 | 0 | 35 |
| Helemano Military Reservation | | Army Active | Wahiawa | 23 | 229,225 | 0 | 0 | 216 | 1,556,062 | 0 | 290 | 458.6 | 72 | 19 | 64 |

* Sites having assets that are Federally funded (e.g., owned, lease, licence, permit) and State-owned interes

** US Locations that do not meet criteria of at least ten (10) Acres AND at least \$10M PRV. US Territories and Non-US Locations that do not meet criteria of at least ten (10) Acres OR at least \$10M PRV.

DEPARTMENT OF DEFENSE
Base Structure Report - As of 30 Sep 2006

| SITE | BRAC 2005 | COMPONENT | NAME NEAREST CITY | BUILDINGS | | | | | | ACRES OWNED | TOTAL ACRES | PRV (\$M) | MIL | CIV | OTHER |
|---|--------------|---------------|-------------------------|-----------|------------|--------|--------|-------|-----------|----------------|----------------|-----------|--------|-------|-------|
| | | | | OWNED | | LEASED | | OTHER | | | | | | | |
| | | | | COUNT | SQFT | COUNT | SQFT | COUNT | SQFT | | | | | | |
| Hickam AFB | R | AF Active | Honolulu | 971 | 7,078,678 | 0 | 0 | 4 | 13,955 | 2,514 | 2,523 | 3,037.4 | 6,170 | 1,917 | 29 |
| Hickam Petroleum Products Storage Anx | | AF Active | Wahiawa | 19 | 10,657 | 0 | 0 | 0 | 0 | 95 | 151 | 130.9 | 0 | 0 | 0 |
| Honolulu | R | Navy Active | Pearl Harbor | 698 | 3,000,378 | 1 | 55,000 | 1,223 | 3,038,874 | 616 | 620 | 1,442.6 | 0 | 0 | 0 |
| Housing | | Marine Active | Kaneohe | 656 | 1,796,340 | 0 | 0 | 54 | 417,060 | 123 | 123 | 439.0 | 0 | 0 | 0 |
| Kaena Point Sattelite Tracking Station | | AF Active | Haleiwa | 25 | 69,531 | 0 | 0 | 0 | 0 | 0 | 153 | 46.4 | 2 | 18 | 0 |
| Kahuku Tng Area | | Army Active | Kahuku | 16 | 22,460 | 0 | 0 | 0 | 0 | 8,330 | 9,480 | 28.5 | 0 | 0 | 1 |
| * Kalaeloa | | Army Guard | Kapolei | 31 | 474,678 | 0 | 0 | 0 | 0 | 147 | 147 | 194.2 | 1,091 | 65 | 181 |
| Kalaeloa | | Navy Active | Barbers Point | 166 | 1,020,650 | 0 | 0 | 0 | 0 | 932 | 940 | 417.5 | 0 | 0 | 0 |
| Kamokala Ridge | | Navy Active | Kekaha | 13 | 23,582 | 0 | 0 | 0 | 0 | 0 | 89 | 13.8 | 0 | 0 | 0 |
| Kaneohe Bay MCB | | Marine Active | Kaneohe | 540 | 4,696,188 | 0 | 0 | 0 | 0 | 2,828 | 2,832 | 2,281.8 | 5,887 | 634 | 0 |
| Kilauea Mil Reserve | | Army Active | Kilauea | 89 | 152,237 | 0 | 0 | 0 | 0 | 17 | 72 | 65.3 | 0 | 8 | 76 |
| Kipapa Ammo Storage Site | | Army Active | Waipahu | 70 | 179,462 | 0 | 0 | 0 | 0 | 401 | 401 | 69.5 | 0 | 0 | 0 |
| Kokee Air Force Station | | AF Active | Kekaha | 12 | 23,239 | 0 | 0 | 0 | 0 | 0 | 11 | 11.3 | 48 | 14 | 0 |
| Kunia | | Navy Active | Kunia | 0 | 0 | 0 | 0 | 10 | 275,180 | 0 | 96 | 133.5 | 0 | 0 | 0 |
| Makaha Ridge | | Navy Active | Kokee | 14 | 24,774 | 0 | 0 | 0 | 0 | 0 | 245 | 25.6 | 0 | 0 | 0 |
| Makua Mil Reserve | | Army Active | Waianae | 4 | 4,873 | 0 | 0 | 0 | 0 | 3,406 | 4,195 | 18.3 | 0 | 0 | 0 |
| MCB Camp Smith | | Marine Active | Honolulu | 61 | 952,442 | 0 | 0 | 0 | 0 | 221 | 221 | 372.0 | 1,303 | 137 | 23 |
| NAVSTA Pearl Harbor | R | Navy Active | Pearl Harbor | 935 | 11,547,468 | 0 | 0 | 1 | 4,000 | 7,362 | 7,415 | 6,055.7 | 14,340 | 8,430 | 7 |
| NAVSTA Pearl Harbor (Aiea) | | Navy Active | Aiea | 89 | 184,434 | 0 | 0 | 201 | 350,609 | 96 | 99 | 192.1 | 0 | 0 | 0 |
| NAVSTA Pearl Harbor (Pearl City) | | Navy Active | Pearl City | 345 | 1,402,854 | 0 | 0 | 0 | 0 | 276 | 284 | 441.6 | 0 | 0 | 0 |
| NAVSTA Pearl Harbor (Wahiawa) | | Navy Active | Wahiawa | 308 | 1,089,216 | 0 | 0 | 2 | 11,326 | 720 | 743 | 352.8 | 112 | 0 | 0 |
| Pearl City Annex | | Marine Active | Pearl City | 6 | 254,960 | 0 | 0 | 0 | 0 | 27 | 27 | 44.0 | 0 | 0 | 0 |
| Pohakuloa Training Area | | Army Active | Hilo | 168 | 280,386 | 0 | 0 | 5 | 567 | 108,831 | 131,866 | 269.7 | 12 | 105 | 107 |
| Pupukea Paalaa Uka Mil Road | | Army Active | Wahiawa | | | | | | | 109 | 109 | 10.8 | 0 | 0 | 0 |
| Puuloa-Oahu | | Marine Active | Ewa Beach | 21 | 58,437 | 0 | 0 | 0 | 0 | 140 | 140 | 27.4 | 0 | 0 | 0 |
| Red Hill | | Navy Active | Honolulu | 20 | 27,777 | 0 | 0 | 0 | 0 | 242 | 243 | 676.2 | 0 | 0 | 0 |
| * Regional Training Institute | | Army Guard | Waimanalo | 7 | 75,951 | 0 | 0 | 0 | 0 | 48 | 48 | 62.5 | 91 | 3 | 3 |
| Schofield Bks Mil Reserve | | Army Active | Wahiawa | 471 | 6,198,398 | 0 | 0 | 1,508 | 6,524,309 | 15,600 | 18,676 | 4,032.7 | 11,778 | 1,051 | 2,797 |
| Signal Cable Trunking System | | Army Active | Honolulu | 43 | 9,071 | 0 | 0 | 0 | 0 | 201 | 201 | 82.8 | 0 | 0 | 0 |
| Tripler AMC | | Army Active | Honolulu | 41 | 1,877,875 | 0 | 0 | 88 | 341,926 | 367 | 367 | 1,167.3 | 1,442 | 1,399 | 1,599 |
| * TS Waiawa Gulch | | Army Guard | Wahiawa | 14 | 124,427 | 0 | 0 | 0 | 0 | 19 | 19 | 23.8 | 319 | 19 | 3 |
| USA Field Station Kunia | | Army Active | Wahiawa | 9 | 272,040 | 0 | 0 | 0 | 0 | 89 | 95 | 126.0 | 13 | 0 | 141 |
| Waianae | | Navy Active | Lualualei | 430 | 1,113,052 | 0 | 0 | 0 | 0 | 9,228 | 9,229 | 591.9 | 0 | 0 | 0 |
| Waikakalaua Ammo Stor Tunnels | | Army Active | Mililani | 49 | 104,236 | 0 | 0 | 0 | 0 | 314 | 314 | 42.6 | 0 | 0 | 0 |
| Waikele | | Navy Active | Waipahu | 134 | 439,967 | 0 | 0 | 0 | 0 | 478 | 479 | 215.9 | 0 | 0 | 0 |

* Sites having assets that are Federally funded (e.g., owned, lease, licence, permit) and State-owned interres

** US Locations that do not meet criteria of at least ten (10) Acres AND at least \$10M PRV. US Territories and Non-US Locations that do not meet criteria of at least ten (10) Acres OR at least \$10M PRV.

DEPARTMENT OF DEFENSE
Base Structure Report - As of 30 Sep 2006

| SITE | BRAC 2005 | COMPONENT | NAME NEAREST CITY | BUILDINGS | | | | | | ACRES OWNED | TOTAL ACRES | PRV (\$M) | MIL | CIV | OTHER |
|---------------------------------|--------------|----------------|-------------------------|---------------|-------------------|----------|---------------|--------------|-------------------|----------------|----------------|-----------------|---------------|---------------|--------------|
| | | | | OWNED | | LEASED | | OTHER | | | | | | | |
| | | | | COUNT | SQFT | COUNT | SQFT | COUNT | SQFT | | | | | | |
| Waipahu | | Navy Active | Waipahu | 24 | 44,210 | 0 | 0 | 0 | 0 | 1,453 | 1,455 | 60.2 | 0 | 0 | 0 |
| Wheeler Army Airfield | | Army Active | Wahiawa | 169 | 1,240,363 | 0 | 0 | 339 | 1,093,179 | 1,370 | 1,370 | 963.8 | 2,964 | 382 | 695 |
| ** OTHER SITE(S) : 36 | | | | 749 | 2,564,489 | 2 | 17,919 | 19 | 96,229 | 1,522 | 26,674 | 601.0 | 1,172 | 101 | 18 |
| Hawaii Total: | | | | 10,002 | 55,605,704 | 4 | 73,556 | 4,930 | 18,842,903 | 176,640 | 233,624 | 28,685.3 | 50,372 | 15,655 | 8,223 |
| Idaho | | | | | | | | | | | | | | | |
| Bayview Idaho | | Navy Active | Bayview | 13 | 80,368 | 0 | 0 | 0 | 0 | 22 | 22 | 26.0 | 0 | 44 | 0 |
| Boise Air Terminal (ANG) | R | Air Natl Guard | Boise | 177 | 1,649,348 | 0 | 0 | 0 | 0 | 0 | 576 | 375.6 | 1,248 | 233 | 0 |
| * Edgemoade TS Mtn Home | | Army Guard | Mountain Home | 11 | 60,986 | 0 | 0 | 0 | 0 | 151 | 151 | 13.4 | 52 | 0 | 0 |
| * Gowen Field Boise | | Army Guard | Boise | 119 | 1,029,774 | 0 | 0 | 3 | 17,564 | 211 | 211 | 312.7 | 1,639 | 430 | 209 |
| Mountain Home AFB | R | AF Active | Mountain Home | 1,010 | 4,776,001 | 0 | 0 | 0 | 0 | 2,250 | 6,852 | 1,972.9 | 4,302 | 435 | 0 |
| * Orchard Range TS Boise | | Army Guard | Boise | 31 | 51,729 | 0 | 0 | 8 | 10,325 | 0 | 138,551 | 94.2 | 0 | 0 | 0 |
| Saylor Creek Air Force Range | | AF Active | Bruneau | 5 | 10,918 | 0 | 0 | 0 | 0 | 640 | 109,466 | 12.6 | 0 | 0 | 0 |
| ** OTHER SITE(S) : 61 | | | | 54 | 155,659 | 4 | 38,456 | 5 | 80,601 | 1,142 | 20,309 | 89.9 | 911 | 22 | 6 |
| Idaho Total: | | | | 1,420 | 7,814,783 | 4 | 38,456 | 16 | 108,490 | 4,416 | 276,138 | 2,897.3 | 8,152 | 1,164 | 215 |
| Illinois | | | | | | | | | | | | | | | |
| Capital Airport | R | Air Natl Guard | Springfield | 34 | 345,326 | 0 | 0 | 0 | 0 | 0 | 91 | 117.3 | 1,115 | 239 | 0 |
| Chanute AFB | | AF Active | Rantoul | 230 | 2,788,770 | 0 | 0 | 0 | 0 | 1,343 | 1,343 | 1,008.5 | 0 | 5 | 0 |
| Charles Melvin Price Spt Ctr | | Army Active | Granite City | 9 | 349,219 | 0 | 0 | 3 | 3,641 | 136 | 136 | 49.8 | 356 | 4 | 0 |
| Col P. Schulstad USARC | | Army Reserve | Arlington Hts | 8 | 231,959 | 0 | 0 | 0 | 0 | 48 | 48 | 67.4 | 845 | 29 | 154 |
| Fort Dearborn USARC O'Hare | | Army Reserve | Chicago | 2 | 37,987 | 0 | 0 | 0 | 0 | 16 | 16 | 11.3 | 0 | 0 | 0 |
| Fort Sheridan | | Navy Active | Ft Sheridan | 3 | 3,567 | 0 | 0 | 93 | 603,073 | 206 | 206 | 121.5 | 185 | 0 | 0 |
| Future MCAR Project | | Army Reserve | Granite City | 21 | 155,760 | 0 | 0 | 0 | 0 | 42 | 42 | 36.9 | 0 | 0 | 0 |
| Glenview | | Navy Active | Glenview | 3 | 23,998 | 0 | 0 | 123 | 703,464 | 93 | 93 | 94.2 | 0 | 0 | 0 |
| Greater Peoria Regional Aprt | R | Air Natl Guard | Bartonville | 32 | 415,503 | 0 | 0 | 0 | 0 | 0 | 765 | 155.6 | 1,244 | 223 | 0 |
| Joliet AAP Elwood | | Army Active | Elwood | 449 | 1,639,285 | 0 | 0 | 0 | 0 | 657 | 657 | 471.0 | 0 | 0 | 0 |
| Joliet AAP Kankakee | | Army Active | Kankakee | 34 | 157,438 | 0 | 0 | 0 | 0 | 1,068 | 1,068 | 38.4 | 0 | 0 | 0 |
| * N Riverside (NG Maint Center) | | Army Guard | North Riverside | 18 | 184,734 | 0 | 0 | 0 | 0 | 21 | 21 | 30.5 | 532 | 62 | 7 |
| North Shore Mem USARC | | Army Reserve | Lake Forest | 4 | 47,096 | 0 | 0 | 0 | 0 | 14 | 14 | 13.3 | 342 | 10 | 0 |
| NS Great Lakes | R | Navy Active | Great Lakes | 292 | 11,599,198 | 0 | 0 | 677 | 2,450,435 | 1,629 | 1,697 | 3,840.2 | 21,995 | 5,082 | 0 |
| Parkhurst USARC/OMS/DS | | Army Reserve | Argonne | 2 | 87,595 | 0 | 0 | 0 | 0 | 13 | 13 | 23.7 | 483 | 25 | 0 |
| * Peoria AASF #3 | | Army Guard | Peoria | 0 | 0 | 0 | 0 | 18 | 130,235 | 0 | 46 | 43.2 | 455 | 36 | 0 |
| Rock Island Arsenal | R | Army Active | Rock Island | 181 | 6,601,890 | 0 | 0 | 1 | 48,068 | 870 | 870 | 1,303.9 | 135 | 4,454 | 1,618 |
| Savanna Depot Act | | Army Active | Clinton | 798 | 3,338,209 | 0 | 0 | 0 | 0 | 8,826 | 8,826 | 832.2 | 0 | 4 | 2 |
| Scott AFB | R | AF Active | Shiloh | 265 | 4,591,339 | 0 | 0 | 0 | 0 | 2,820 | 3,545 | 1,955.2 | 7,384 | 2,959 | 22 |

* Sites having assets that are Federally funded (e.g., owned, lease, licence, permit) and State-owned interes

** US Locations that do not meet criteria of at least ten (10) Acres AND at least \$10M PRV. US Territories and Non-US Locations that do not meet criteria of at least ten (10) Acres OR at least \$10M PRV.

DEPARTMENT OF DEFENSE
Base Structure Report - As of 30 Sep 2006

| SITE | BRAC 2005 | COMPONENT | NAME NEAREST CITY | BUILDINGS | | | | | | ACRES OWNED | TOTAL ACRES | PRV (\$M) | MIL | CIV | OTHER |
|---|--------------|----------------|-------------------------|--------------|-------------------|-----------|----------------|--------------|------------------|----------------|----------------|-----------------|---------------|---------------|--------------|
| | | | | OWNED | | LEASED | | OTHER | | | | | | | |
| | | | | COUNT | SQFT | COUNT | SQFT | COUNT | SQFT | | | | | | |
| Sheridan Reserve Complex | R | Army Reserve | Highland Park | 37 | 462,145 | 0 | 0 | 0 | 0 | 90 | 90 | 109.1 | 1,695 | 71 | 52 |
| USAR Joliet Outdr Tng (Elwood) | | Army Reserve | Joliet | 16 | 38,189 | 0 | 0 | 0 | 0 | 3,585 | 3,585 | 15.3 | 116 | 0 | 0 |
| ** OTHER SITE(S) : 41 | | | | 90 | 777,107 | 7 | 110,246 | 0 | 0 | 199 | 508 | 224.2 | 4,312 | 126 | 170 |
| Illinois Total: | | | | 2,528 | 33,876,314 | 7 | 110,246 | 915 | 3,938,916 | 21,678 | 23,682 | 10,562.8 | 41,194 | 13,329 | 2,025 |
| Indiana | | | | | | | | | | | | | | | |
| (Lyle J. Thompson) USARC | | Army Reserve | South Bend | 3 | 57,885 | 0 | 0 | 0 | 0 | 0 | 12 | 12.3 | 121 | 25 | 0 |
| * Camp Atterbury | C | Army Guard | Edinburg | 382 | 1,295,425 | 0 | 0 | 0 | 0 | 33,139 | 33,139 | 489.1 | 1,068 | 98 | 342 |
| Evansville AFRC | | Army Reserve | Evansville | 2 | 49,521 | 0 | 0 | 0 | 0 | 5 | 10 | 11.0 | 195 | 15 | 0 |
| Fort Ben Harrison USARC | | Army Reserve | Indianapolis | 25 | 280,644 | 0 | 0 | 0 | 0 | 138 | 138 | 59.2 | 729 | 29 | 12 |
| Fort Benjamin Harrison | | Army Active | Indianapolis | 2 | 101,070 | 2 | 61,872 | 0 | 0 | 78 | 78 | 67.0 | 0 | 0 | 0 |
| Fort Wayne IAP | R | Air Natl Guard | Fort Wayne | 28 | 291,040 | 2 | 60,471 | 0 | 0 | 0 | 166 | 118.5 | 941 | 215 | 0 |
| Grissom AFB | | AF Active | Peru | 28 | 385,193 | 0 | 0 | 0 | 0 | 2,421 | 2,880 | 134.7 | 0 | 1 | 0 |
| Hulman Fld | R | Air Natl Guard | Terre Haute | 47 | 344,069 | 0 | 0 | 0 | 0 | 37 | 121 | 107.6 | 980 | 220 | 0 |
| Indiana AAP | | Army Active | Charlestown | 1,211 | 4,580,923 | 0 | 0 | 0 | 0 | 5,310 | 5,310 | 1,206.3 | 0 | 0 | 0 |
| Jefferson Proving Ground | | Army Active | Madison | 155 | 345,503 | 0 | 0 | 0 | 0 | 52,832 | 52,832 | 157.8 | 11 | 1 | 0 |
| Newport Chem Depot | C | Army Active | Newport | 255 | 973,006 | 0 | 0 | 0 | 0 | 8,498 | 8,498 | 395.3 | 2 | 28 | 1,017 |
| NSA Crane | R | Navy Active | Crane | 2,500 | 11,329,936 | 0 | 0 | 0 | 0 | 62,433 | 62,435 | 3,678.8 | 0 | 0 | 0 |
| ** OTHER SITE(S) : 34 | | | | 131 | 1,566,326 | 9 | 167,256 | 1,918 | 7,310,790 | 2,588 | 2,619 | 3,014.2 | 5,586 | 959 | 6,543 |
| Indiana Total: | | | | 4,769 | 21,600,541 | 13 | 289,599 | 1,918 | 7,310,790 | 167,478 | 168,236 | 9,451.8 | 9,633 | 1,591 | 7,914 |
| Iowa | | | | | | | | | | | | | | | |
| * Camp Dodge Johnston TS | R | Army Guard | Johnston | 32 | 653,470 | 1 | 420 | 0 | 0 | 2,083 | 28,850 | 188.4 | 2,077 | 403 | 826 |
| Des Moines Muni | R | Air Natl Guard | Des Moines | 29 | 211,307 | 4 | 159,713 | 0 | 0 | 0 | 172 | 105.8 | 955 | 226 | 0 |
| Des Moines Reserve Complex | | Army Reserve | Fort Dodge | 8 | 162,152 | 0 | 0 | 0 | 0 | 40 | 40 | 31.7 | 951 | 17 | 48 |
| Iowa AAP | R | Army Active | Burlington | 1,011 | 4,268,013 | 0 | 0 | 1 | 1,500 | 19,011 | 19,034 | 1,225.4 | 1 | 23 | 763 |
| Sioux Gateway Apt/Col Bud Day Field (ANG) | R | Air Natl Guard | Sioux City | 46 | 456,850 | 0 | 0 | 0 | 0 | 16 | 305 | 142.0 | 830 | 230 | 0 |
| ** OTHER SITE(S) : 34 | | | | 54 | 494,669 | 7 | 44,822 | 4 | 45,650 | 57 | 285 | 126.7 | 4,252 | 142 | 2 |
| Iowa Total: | | | | 1,180 | 6,246,461 | 12 | 204,955 | 5 | 47,150 | 21,208 | 48,686 | 1,819.9 | 9,066 | 1,041 | 1,639 |
| Johnston Atoll | | | | | | | | | | | | | | | |
| Johnston Atoll Airfield | | AF Active | Johnston Atoll | 72 | 288,299 | 0 | 0 | 0 | 0 | 684 | 684 | 471.7 | 0 | 0 | 1,043 |
| Johnston Atoll Total: | | | | 72 | 288,299 | 0 | 0 | 0 | 0 | 684 | 684 | 471.7 | 0 | 0 | 1,043 |
| Kansas | | | | | | | | | | | | | | | |

* Sites having assets that are Federally funded (e.g., owned, lease, licence, permit) and State-owned interes

** US Locations that do not meet criteria of at least ten (10) Acres AND at least \$10M PRV. US Territories and Non-US Locations that do not meet criteria of at least ten (10) Acres OR at least \$10M PRV.

DEPARTMENT OF DEFENSE
Base Structure Report - As of 30 Sep 2006

| SITE | BRAC 2005 | COMPONENT | NAME NEAREST CITY | BUILDINGS | | | | | | ACRES OWNED | TOTAL ACRES | PRV (\$M) | MIL | CIV | OTHER |
|----------------------------------|--------------|----------------|-------------------------|--------------|-------------------|-----------|----------------|--------------|-------------------|----------------|----------------|----------------|---------------|--------------|---------------|
| | | | | OWNED | | LEASED | | OTHER | | | | | | | |
| | | | | COUNT | SQFT | COUNT | SQFT | COUNT | SQFT | | | | | | |
| Atchison Caves | | Army Reserve | Atchison | 5 | 2,585,695 | 0 | 0 | 0 | 0 | 127 | 127 | 241.8 | 0 | 0 | 0 |
| Forbes Field ANG | R | Air Natl Guard | Pauline | 34 | 657,834 | 0 | 0 | 0 | 0 | 192 | 215 | 209.7 | 877 | 237 | 0 |
| Fort Leavenworth | R | Army Active | Leavenworth | 273 | 4,323,332 | 0 | 0 | 641 | 4,313,790 | 5,637 | 5,637 | 1,837.8 | 3,845 | 1,553 | 2,909 |
| Fort Riley | R | Army Active | Junction City | 901 | 8,849,940 | 1 | 3,706 | 1,058 | 5,952,162 | 97,115 | 100,707 | 3,580.3 | 13,964 | 1,861 | 4,411 |
| Kansas AAP | C | Army Active | Parsons | 509 | 2,204,280 | 0 | 0 | 0 | 0 | 13,835 | 13,835 | 607.6 | 0 | 8 | 296 |
| McConnell AFB | R | AF Active | Wichita | 891 | 4,639,355 | 0 | 0 | 0 | 0 | 2,584 | 3,362 | 1,446.9 | 4,155 | 749 | 0 |
| New Century USARC/ASF # 37 | | Army Reserve | Olathe | 3 | 84,786 | 0 | 0 | 0 | 0 | 16 | 18 | 21.6 | 195 | 46 | 0 |
| * Readiness Ctr/Maint Facility | | Army Guard | Manhattan | 0 | 0 | 1 | 78,140 | 0 | 0 | 0 | 10 | 14.0 | 376 | 11 | 0 |
| * Salina KS Training Center | | Army Guard | Salina | 0 | 0 | 4 | 105,724 | 0 | 0 | 0 | 48 | 22.4 | 86 | 0 | 4 |
| * Salina Smoky Hill Maj Tng Area | | Army Guard | Salina | 28 | 15,140 | 0 | 0 | 0 | 0 | 0 | 3,536 | 10.4 | 196 | 1 | 33 |
| Smoky Hill ANG Rg | | Air Natl Guard | Salina | 33 | 47,663 | 0 | 0 | 0 | 0 | 33,873 | 33,873 | 48.8 | 22 | 4 | 0 |
| Sunflower AAP | | Army Active | De Soto | 21 | 64,811 | 0 | 0 | 0 | 0 | 9,122 | 9,122 | 90.0 | 0 | 0 | 26 |
| * Topeka Forbes Field | | Army Guard | Topeka | 4 | 107,562 | 0 | 0 | 1 | 11,160 | 0 | 30 | 32.9 | 445 | 80 | 0 |
| Topeka Future | | Army Reserve | Topeka | 2 | 47,527 | 0 | 0 | 0 | 0 | 12 | 12 | 70.1 | 348 | 10 | 0 |
| Wichita USARC | R | Army Reserve | Wichita | 3 | 155,043 | 0 | 0 | 0 | 0 | 17 | 17 | 28.4 | 963 | 160 | 0 |
| ** OTHER SITE(S) : 35 | | | | 43 | 357,708 | 10 | 105,811 | 0 | 0 | 247 | 593 | 92.9 | 2,488 | 47 | 5 |
| Kansas Total: | | | | 2,750 | 24,140,676 | 16 | 293,381 | 1,700 | 10,277,112 | 162,778 | 171,142 | 8,355.6 | 27,960 | 4,767 | 7,684 |
| <u>Kentucky</u> | | | | | | | | | | | | | | | |
| Blue Grass Army Depot | R | Army Active | Richmond | 1,113 | 3,926,084 | 0 | 0 | 0 | 0 | 14,594 | 14,594 | 1,010.2 | 53 | 562 | 481 |
| Brooks-Lawler USARC/AMSA #71 | | Army Reserve | Newport | 7 | 64,755 | 0 | 0 | 0 | 0 | 15 | 15 | 13.3 | 422 | 23 | 0 |
| Fort Campbell | R | Army Active | Clarksville | 630 | 7,635,173 | 0 | 0 | 1,008 | 4,244,929 | 36,596 | 36,596 | 2,809.0 | 28,756 | 1,914 | 6,189 |
| Fort Knox | R | Army Active | Louisville | 2,099 | 15,355,255 | 1 | 4,000 | 32 | 168,748 | 109,111 | 109,111 | 3,651.0 | 14,630 | 3,228 | 5,327 |
| Louisville IAP-Standiford FI | R | Air Natl Guard | Louisville | 14 | 365,460 | 0 | 0 | 0 | 0 | 0 | 81 | 93.6 | 1,147 | 216 | 0 |
| Louisville Kentucky | C | Army Reserve | Louisville | 6 | 129,377 | 1 | 26,560 | 0 | 0 | 23 | 23 | 32.6 | 943 | 23 | 8 |
| ** OTHER SITE(S) : 33 | | | | 37 | 239,069 | 18 | 135,441 | 0 | 0 | 1,379 | 1,704 | 83.6 | 3,921 | 229 | 156 |
| Kentucky Total: | | | | 3,906 | 27,715,173 | 20 | 166,001 | 1,040 | 4,413,677 | 161,719 | 162,124 | 7,693.4 | 49,872 | 6,195 | 12,161 |
| <u>Louisiana</u> | | | | | | | | | | | | | | | |
| Barksdale AFB | R | AF Active | Bossier City | 965 | 6,077,183 | 0 | 0 | 1 | 2,832 | 21,802 | 22,361 | 1,724.6 | 7,413 | 546 | 0 |
| East Bank | | Navy Active | New Orleans | 6 | 1,012,512 | 0 | 0 | 0 | 0 | 25 | 26 | 231.1 | 0 | 0 | 0 |
| England Air Force Base | | AF Active | Alexandria | 423 | 2,198,601 | 0 | 0 | 0 | 0 | 1,136 | 1,136 | 531.4 | 0 | 1 | 0 |
| England Authority | | Army Active | Alexandria | 0 | 0 | 23 | 140,960 | 0 | 0 | 0 | 247 | 27.3 | 0 | 0 | 0 |
| Fort Polk | | Army Active | Leesville | 1,224 | 8,246,133 | 3 | 675,824 | 1,181 | 7,064,531 | 100,110 | 198,721 | 3,276.5 | 8,189 | 1,492 | 4,518 |
| Louisiana AAP | | Army Active | Shreveport | 572 | 2,573,517 | 0 | 0 | 0 | 0 | 1,283 | 1,283 | 686.4 | 0 | 3 | 290 |
| NAS Joint Reserve Base, Nola | R | Air Natl Guard | Belle Chasse | 48 | 387,365 | 0 | 0 | 3 | 51,532 | 0 | 67 | 113.8 | 985 | 264 | 0 |

* Sites having assets that are Federally funded (e.g., owned, lease, licence, permit) and State-owned interes

** US Locations that do not meet criteria of at least ten (10) Acres AND at least \$10M PRV. US Territories and Non-US Locations that do not meet criteria of at least ten (10) Acres OR at least \$10M PRV.

DEPARTMENT OF DEFENSE
Base Structure Report - As of 30 Sep 2006

| SITE | BRAC 2005 | COMPONENT | NAME NEAREST CITY | BUILDINGS | | | | | | ACRES OWNED | TOTAL ACRES | PRV (\$M) | MIL | CIV | OTHER |
|--------------------------------------|--------------|----------------|-------------------------|--------------|-------------------|-----------|----------------|--------------|------------------|----------------|----------------|----------------|----------------|--------------|--------------|
| | | | | OWNED | | LEASED | | OTHER | | | | | | | |
| | | | | COUNT | SQFT | COUNT | SQFT | COUNT | SQFT | | | | | | |
| NAS JRB New Orleans | R | Navy Reserve | Belle Chasse | 152 | 1,575,489 | 0 | 0 | 0 | 0 | 5,009 | 5,009 | 616.0 | 2,749 | 122 | 0 |
| NOSC New Orleans | | Navy Reserve | New Orleans | 5 | 69,597 | 0 | 0 | 0 | 0 | 13 | 13 | 15.3 | 0 | 0 | 0 |
| NSA New Orleans | R | Navy Active | New Orleans | 77 | 956,803 | 0 | 0 | 0 | 0 | 188 | 199 | 236.4 | 186,481 | 678 | 0 |
| ** OTHER SITE(S) : 38 | | | | 109 | 624,778 | 5 | 85,400 | 31 | 329,041 | 54 | 10,172 | 248.9 | 6,292 | 418 | 1,337 |
| Louisiana Total: | | | | 3,581 | 23,721,978 | 31 | 902,184 | 1,216 | 7,447,936 | 129,619 | 239,232 | 7,707.8 | 212,109 | 3,524 | 6,145 |
| Maine | | | | | | | | | | | | | | | |
| Bangor IAP | R | Air Natl Guard | Bangor | 51 | 697,149 | 0 | 0 | 0 | 0 | 303 | 487 | 248.3 | 942 | 218 | 0 |
| * Bangor TS | | Army Guard | Bangor | 15 | 231,556 | 0 | 0 | 1 | 7,171 | 174 | 204 | 64.5 | 294 | 84 | 8 |
| Columbia Falls Radar Site | | AF Active | Columbia Falls | 4 | 20,375 | 0 | 0 | 0 | 0 | 1,060 | 1,060 | 30.3 | 0 | 0 | 0 |
| Corea Maine | | Navy Active | Corea | 13 | 82,401 | 0 | 0 | 0 | 0 | 461 | 461 | 77.7 | 0 | 0 | 0 |
| Loring Air Force Base | | AF Active | Limestone | 0 | 0 | 1 | 142,400 | 0 | 0 | 0 | 16 | 29.9 | 0 | 7 | 0 |
| McKeen Street | | Navy Active | Brunswick | 187 | 362,494 | 0 | 0 | 0 | 0 | 70 | 75 | 39.1 | 0 | 0 | 0 |
| Moscow Radar Site | | AF Active | Moscow | 4 | 44,315 | 0 | 0 | 0 | 0 | 1,274 | 1,274 | 30.7 | 0 | 0 | 0 |
| NAS Brunswick | C | Navy Active | Brunswick | 222 | 1,918,212 | 0 | 0 | 14 | 9,428 | 3,265 | 3,287 | 651.0 | 2,476 | 4,874 | 0 |
| NCTS Cutler VLF Area | | Navy Active | Cutler | 38 | 125,125 | 0 | 0 | 0 | 0 | 2,805 | 2,805 | 75.4 | 0 | 0 | 0 |
| NSY Portsmouth, Maine | R | Navy Active | Kittery | 295 | 4,194,464 | 0 | 0 | 55 | 34,387 | 309 | 309 | 1,162.6 | 46 | 27 | 0 |
| Searsport Defense Fuel Support Point | | AF Active | Searsport | 22 | 15,153 | 0 | 0 | 0 | 0 | 20 | 1,266 | 224.5 | 0 | 0 | 0 |
| South Portland ANG Station | | Air Natl Guard | South Portland | 9 | 56,313 | 0 | 0 | 0 | 0 | 0 | 12 | 11.8 | 276 | 22 | 0 |
| Topsham | | Navy Active | Topsham | 62 | 296,595 | 0 | 0 | 0 | 0 | 91 | 91 | 50.6 | 145 | 0 | 0 |
| ** OTHER SITE(S) : 21 | | | | 70 | 239,085 | 17 | 17,559 | 0 | 0 | 13,832 | 724,906 | 74.6 | 783 | 109 | 0 |
| Maine Total: | | | | 992 | 8,283,236 | 18 | 159,959 | 70 | 50,986 | 23,665 | 736,254 | 2,771.0 | 4,962 | 5,341 | 8 |
| Maryland | | | | | | | | | | | | | | | |
| 1Sg Adam S Brandt USARC | | Army Reserve | Baltimore | 3 | 52,684 | 0 | 0 | 0 | 0 | 27 | 27 | 13.0 | 647 | 26 | 0 |
| * Aberdeen Proving Ground | R | Army Active | Aberdeen | 2,067 | 14,643,759 | 0 | 0 | 66 | 207,340 | 72,406 | 72,406 | 3,463.0 | 5,982 | 6,136 | 5,590 |
| Andrews AFB | R | AF Active | Upper Marlboro | 873 | 7,456,406 | 0 | 0 | 0 | 0 | 4,346 | 4,996 | 2,207.9 | 6,950 | 1,553 | 53 |
| Bethesda | R | Navy Active | Bethesda | 85 | 3,436,271 | 0 | 0 | 0 | 0 | 242 | 243 | 939.8 | 3,600 | 3,660 | 0 |
| Blossom Point MD | | Navy Active | La Plata | 20 | 48,279 | 0 | 0 | 0 | 0 | 0 | 265 | 18.1 | 0 | 0 | 0 |
| Blossom Point Research Facility | | Army Active | Washington, DC | 45 | 69,814 | 0 | 0 | 0 | 0 | 1,600 | 1,600 | 41.3 | 0 | 8 | 81 |
| Brandywine Globecom Annex | | AF Active | Brandywine | 5 | 3,997 | 0 | 0 | 0 | 0 | 1,635 | 1,640 | 12.2 | 0 | 0 | 0 |
| Chesapeake Bay Detach | | Navy Active | Solomons | 71 | 211,050 | 0 | 0 | 0 | 0 | 168 | 168 | 84.0 | 0 | 0 | 0 |
| CTSOFC Annapolis Det MD | | Navy Active | Annapolis | 82 | 599,766 | 0 | 0 | 0 | 0 | 90 | 90 | 162.0 | 0 | 0 | 0 |
| Curtis Bay - Baltimore | | Army Reserve | Baltimore | 3 | 27,915 | 0 | 0 | 0 | 0 | 18 | 18 | 59.4 | 0 | 0 | 0 |
| Fort Detrick | R | Army Active | Frederick | 191 | 2,066,775 | 0 | 0 | 310 | 625,747 | 1,161 | 1,161 | 1,173.3 | 1,242 | 1,412 | 4,953 |

* Sites having assets that are Federally funded (e.g., owned, lease, licence, permit) and State-owned interests

** US Locations that do not meet criteria of at least ten (10) Acres AND at least \$10M PRV. US Territories and Non-US Locations that do not meet criteria of at least ten (10) Acres OR at least \$10M PRV.

DEPARTMENT OF DEFENSE
Base Structure Report - As of 30 Sep 2006

| SITE | BRAC 2005 | COMPONENT | NAME NEAREST CITY | BUILDINGS | | | | | | ACRES OWNED | TOTAL ACRES | PRV (\$M) | MIL | CIV | OTHER |
|---|--------------|----------------|-------------------------|--------------|-------------------|------------|------------------|--------------|------------------|----------------|----------------|-----------------|---------------|---------------|---------------|
| | | | | OWNED | | LEASED | | OTHER | | | | | | | |
| | | | | COUNT | SQFT | COUNT | SQFT | COUNT | SQFT | | | | | | |
| Fort George G Meade | R | Army Active | Baltimore | 285 | 4,544,213 | 2 | 25,600 | 1,261 | 4,992,144 | 5,067 | 5,068 | 2,070.2 | 10,864 | 3,499 | 23,029 |
| Fort Ritchie | | Army Active | Waynesboro | 238 | 1,311,450 | 0 | 0 | 0 | 0 | 591 | 592 | 224.6 | 8 | 0 | 0 |
| Gambrills | | Navy Active | Annapolis | 64 | 115,996 | 0 | 0 | 0 | 0 | 856 | 856 | 21.9 | 0 | 0 | 0 |
| Glenn Forest | | Navy Active | Lexington Park | 0 | 0 | 0 | 0 | 59 | 448,884 | 139 | 139 | 48.0 | 0 | 0 | 0 |
| Governors Bridge Globecom Annex | | AF Active | Davidsonville | 2 | 26,540 | 0 | 0 | 0 | 0 | 852 | 864 | 16.1 | 0 | 0 | 0 |
| Jachman USARC | | Army Reserve | Towson | 3 | 48,350 | 0 | 0 | 0 | 0 | 14 | 14 | 11.0 | 26 | 1 | 0 |
| Martin State Apt | R | Air Natl Guard | Baltimore | 48 | 385,055 | 0 | 0 | 0 | 0 | 0 | 175 | 117.1 | 1,583 | 286 | 0 |
| NAF Washington | R | Navy Active | Upper Marlboro | 24 | 604,653 | 0 | 0 | 5 | 44,175 | 0 | 119 | 198.1 | 803 | 0 | 0 |
| National Geospatial Intelligence Agency | C | Army Active | Brookmont | 5 | 680,169 | 0 | 0 | 0 | 0 | 40 | 40 | 137.2 | 0 | 0 | 0 |
| NAVACAD North Severn | | Navy Active | Annapolis | 32 | 214,222 | 0 | 0 | 0 | 0 | 527 | 527 | 69.6 | 0 | 0 | 0 |
| NMIC Suitland | | Navy Active | Suitland | 5 | 636,965 | 0 | 0 | 0 | 0 | 84 | 84 | 139.5 | 0 | 0 | 0 |
| NS Annapolis | R | Navy Active | Annapolis | 122 | 678,307 | 0 | 0 | 0 | 0 | 278 | 278 | 165.2 | 0 | 0 | 0 |
| NSWC Carderock | R | Navy Active | Bethesda | 71 | 1,832,452 | 0 | 0 | 0 | 0 | 186 | 186 | 383.2 | 0 | 0 | 0 |
| NSWC Indian Head | R | Navy Active | Indian Head | 1,058 | 2,870,836 | 0 | 0 | 93 | 335,112 | 1,961 | 1,961 | 1,001.9 | 490 | 95 | 0 |
| Patuxent River | R | Navy Active | Patuxent River | 501 | 6,240,395 | 0 | 0 | 369 | 1,133,606 | 6,398 | 6,398 | 2,388.3 | 2,804 | 6,513 | 1 |
| * Pvt Henry Costin | | Army Guard | Laurel | 3 | 57,497 | 0 | 0 | 0 | 0 | 23 | 23 | 12.5 | 161 | 0 | 0 |
| Solomons Island | | Navy Active | Solomons | 131 | 284,093 | 0 | 0 | 1 | 5,340 | 295 | 295 | 76.9 | 0 | 0 | 0 |
| Stump Neck Area | | Navy Active | Indian Head | 87 | 287,722 | 0 | 0 | 0 | 0 | 1,087 | 1,087 | 81.0 | 0 | 0 | 0 |
| Summerfield Family Housing | | AF Active | Seat Pleasant | 0 | 0 | 194 | 1,942,174 | 0 | 0 | 0 | 234 | 204.6 | 0 | 0 | 0 |
| USA Adelphi Laboratory Ctr | R | Army Active | Silver Spring | 30 | 1,131,049 | 0 | 0 | 0 | 0 | 207 | 207 | 267.0 | 112 | 822 | 461 |
| USNA Annapolis | | Navy Active | Annapolis | 197 | 5,106,129 | 0 | 0 | 0 | 0 | 355 | 356 | 1,231.8 | 9 | 0 | 0 |
| Walter Reed AMC Forest Glen | R | Army Active | Silver Spring | 36 | 1,340,721 | 0 | 0 | 0 | 0 | 132 | 132 | 401.8 | 285 | 278 | 1,050 |
| Webster Field | | Navy Active | Saint Inigoes | 68 | 554,728 | 0 | 0 | 0 | 0 | 968 | 968 | 214.8 | 0 | 0 | 0 |
| White Plains RR | | Navy Active | Indian Head | | | | | | | 165 | 165 | 14.3 | 0 | 0 | 0 |
| ** OTHER SITE(S) : 61 | | | | 103 | 535,454 | 22 | 817,789 | 4 | 105,261 | 6,508 | 7,214 | 337.3 | 2,952 | 40 | 5 |
| Maryland Total: | | | | 6,558 | 58,103,712 | 218 | 2,785,563 | 2,168 | 7,897,609 | 108,429 | 110,596 | 18,007.8 | 38,518 | 24,329 | 35,223 |

Massachusetts

| | | | | | | | | | | | | | | | |
|--------------------------------|---|----------------|-----------|-----|-----------|---|---|---|---|-------|-------|-------|-------|-----|----|
| 94th RRC HQ USARC | C | Army Reserve | Ayer | 1 | 81,206 | 0 | 0 | 0 | 0 | 14 | 14 | 19.3 | 280 | 60 | 0 |
| Barnes Municipal Airport ANG | R | Air Natl Guard | Westfield | 42 | 328,945 | 0 | 0 | 0 | 0 | 0 | 190 | 110.3 | 919 | 198 | 0 |
| Cape Cod Air Station | | AF Active | Sagamore | 13 | 99,462 | 0 | 0 | 0 | 0 | 101 | 101 | 35.8 | 58 | 5 | 0 |
| Chicopee Hsng | | Marine Reserve | Chicopee | 153 | 594,798 | 0 | 0 | 0 | 0 | 84 | 84 | 72.0 | 601 | 0 | 0 |
| Cpl G M Craig USARC/AMSA 163 | | Army Reserve | Brockton | 2 | 66,423 | 0 | 0 | 0 | 0 | 14 | 14 | 16.8 | 129 | 18 | 0 |
| Devens Reserve Forces Tng Area | R | Army Reserve | Ayer | 124 | 1,501,596 | 0 | 0 | 0 | 0 | 5,226 | 5,226 | 382.0 | 2,272 | 280 | 40 |

* Sites having assets that are Federally funded (e.g., owned, lease, licence, permit) and State-owned interes

** US Locations that do not meet criteria of at least ten (10) Acres AND at least \$10M PRV. US Territories and Non-US Locations that do not meet criteria of at least ten (10) Acres OR at least \$10M PRV.

DEPARTMENT OF DEFENSE
Base Structure Report - As of 30 Sep 2006

| SITE | BRAC 2005 | COMPONENT | NAME NEAREST CITY | BUILDINGS | | | | | | ACRES OWNED | TOTAL ACRES | PRV (\$M) | MIL | CIV | OTHER |
|----------------------------------|--------------|----------------|-------------------------|--------------|-------------------|----------|---------------|------------|------------------|----------------|----------------|----------------|---------------|--------------|--------------|
| | | | | OWNED | | LEASED | | OTHER | | | | | | | |
| | | | | COUNT | SQFT | COUNT | SQFT | COUNT | SQFT | | | | | | |
| George Hampden Crossman USARC | | Army Reserve | Taunton | 2 | 68,517 | 0 | 0 | 0 | 0 | 10 | 10 | 16.5 | 167 | 1 | 0 |
| Hanscom AFB | R | AF Active | Bedford | 137 | 3,591,940 | 0 | 0 | 0 | 0 | 779 | 846 | 1,049.9 | 1,476 | 1,454 | 0 |
| * MTA Camp Edwards | | Army Guard | Sandwich | 229 | 961,979 | 0 | 0 | 0 | 0 | 14,712 | 14,712 | 264.8 | 372 | 48 | 139 |
| NAVPRO Pittsfield | | Navy Active | Pittsfield | 5 | 823,949 | 0 | 0 | 0 | 0 | 30 | 30 | 197.5 | 0 | 0 | 0 |
| NWIRP Bedford | | Navy Active | Bedford | 6 | 275,969 | 0 | 0 | 0 | 0 | 46 | 79 | 105.2 | 0 | 0 | 0 |
| Otis ANG Base | R | Air Natl Guard | Falmouth | 204 | 1,580,373 | 0 | 0 | 1 | 1,384 | 1,366 | 4,042 | 794.4 | 1,159 | 492 | 0 |
| * Rehoboth-TS Nike 19 COE #25326 | | Army Guard | Attleboro | 10 | 52,486 | 0 | 0 | 0 | 0 | 15 | 15 | 10.8 | 108 | 0 | 0 |
| Soldier Systems Center | R | Army Active | Natick | 74 | 847,619 | 1 | 3,796 | 0 | 0 | 78 | 78 | 219.3 | 91 | 811 | 691 |
| South Boston Support Activity | | Army Reserve | Boston | 2 | 583,529 | 0 | 0 | 0 | 0 | 11 | 11 | 131.9 | 321 | 30 | 937 |
| South Weymouth MA NAS CSO | | Navy Active | Weymouth | 162 | 995,625 | 0 | 0 | 0 | 0 | 1,444 | 1,518 | 432.1 | 0 | 0 | 0 |
| Squantum Housing | | Navy Active | Weymouth | 38 | 107,962 | 0 | 0 | 0 | 0 | 28 | 28 | 12.4 | 0 | 0 | 0 |
| SSC Hudson Housing | | Army Active | Hudson | 14 | 50,153 | 0 | 0 | 0 | 0 | 134 | 134 | 11.2 | 0 | 0 | 0 |
| Westover AFB | R | AF Reserve | Chicopee | 108 | 1,411,163 | 0 | 0 | 0 | 0 | 2,515 | 2,585 | 750.0 | 2,283 | 295 | 0 |
| Westover AFRC | C | Army Reserve | Chicopee | 2 | 52,477 | 0 | 0 | 0 | 0 | 12 | 24 | 51.0 | 197 | 9 | 0 |
| Westover MCRC | | Marine Reserve | Chicopee | 1 | 51,247 | 0 | 0 | 0 | 0 | 12 | 12 | 12.0 | 0 | 0 | 0 |
| ** OTHER SITE(S) : 35 | | | | 125 | 636,822 | 3 | 28,276 | 9 | 187,487 | 985 | 1,073 | 215.7 | 2,121 | 116 | 0 |
| Massachusetts Total: | | | | 1,454 | 14,764,240 | 4 | 32,072 | 10 | 188,871 | 27,616 | 30,825 | 4,910.8 | 12,554 | 3,817 | 1,807 |
| Michigan | | | | | | | | | | | | | | | |
| 1Lt Robert L Poxon USARC | | Army Reserve | Southfield | 7 | 94,297 | 0 | 0 | 0 | 0 | 26 | 26 | 24.1 | 309 | 8 | 2 |
| Alpena Co Reg Apt | | Air Natl Guard | Alpena | 104 | 442,464 | 0 | 0 | 0 | 0 | 0 | 674 | 210.6 | 123 | 4 | 0 |
| * CTC Fort Custer Trng Center | R | Army Guard | Battle Creek | 127 | 499,633 | 0 | 0 | 0 | 0 | 7,570 | 7,570 | 170.3 | 450 | 13 | 41 |
| Detroit Arsenal | R | Army Active | Detroit | 36 | 1,590,349 | 2 | 7,954 | 2 | 21,001 | 170 | 170 | 460.0 | 140 | 3,393 | 1,507 |
| Dr Mary E Walker Mem USARC | | Army Reserve | Walker | 2 | 72,040 | 0 | 0 | 0 | 0 | 14 | 14 | 18.8 | 223 | 6 | 1 |
| * Grayling Airfield | | Army Guard | Grayling | 44 | 140,223 | 0 | 0 | 0 | 0 | 795 | 875 | 100.2 | 0 | 0 | 0 |
| K I Sawyer AFB | | AF Active | Gwinn | 978 | 2,947,831 | 0 | 0 | 0 | 0 | 2,763 | 3,930 | 834.0 | 0 | 0 | 0 |
| NOSC-MCRC Batl Creek | | Navy Reserve | Battle Creek | 6 | 56,916 | 0 | 0 | 0 | 0 | 26 | 158 | 12.9 | 396 | 0 | 0 |
| Sebille Manor FH Michigan | | Army Active | Mount Clemens | 223 | 636,533 | 0 | 0 | 0 | 0 | 103 | 103 | 105.7 | 0 | 0 | 0 |
| Selfridge ANGB | R | Air Natl Guard | Mount Clemens | 335 | 2,872,562 | 0 | 0 | 1 | 2,414 | 3,091 | 3,605 | 1,163.3 | 3,068 | 711 | 0 |
| US Army Garrison Selfridge | C | Army Active | Mount Clemens | 1 | 800 | 0 | 0 | 177 | 1,114,903 | 0 | 520 | 282.3 | 173 | 66 | 490 |
| W K Kellogg | R | Air Natl Guard | Battle Creek | 39 | 356,542 | 0 | 0 | 0 | 0 | 0 | 320 | 132.8 | 905 | 207 | 0 |
| Wurtsmith Air Force Base | | AF Active | Oscoda | 146 | 1,182,336 | 0 | 0 | 0 | 0 | 397 | 634 | 642.3 | 0 | 2 | 0 |
| ** OTHER SITE(S) : 32 | | | | 52 | 757,467 | 3 | 65,669 | 10 | 102,272 | 172 | 1,160 | 229.9 | 4,526 | 203 | 105 |
| Michigan Total: | | | | 2,100 | 11,649,993 | 5 | 73,623 | 190 | 1,240,590 | 15,126 | 19,758 | 4,387.2 | 10,313 | 4,613 | 2,146 |

* Sites having assets that are Federally funded (e.g., owned, lease, licence, permit) and State-owned interes

** US Locations that do not meet criteria of at least ten (10) Acres AND at least \$10M PRV. US Territories and Non-US Locations that do not meet criteria of at least ten (10) Acres OR at least \$10M PRV.

DEPARTMENT OF DEFENSE
Base Structure Report - As of 30 Sep 2006

| SITE | BRAC 2005 | COMPONENT | NAME NEAREST CITY | BUILDINGS | | | | | | ACRES OWNED | TOTAL ACRES | PRV (\$M) | MIL | CIV | OTHER |
|--|--------------|----------------|-------------------------|--------------|-------------------|----------|---------------|-----------|------------------|----------------|----------------|----------------|---------------|--------------|--------------|
| | | | | OWNED | | LEASED | | OTHER | | | | | | | |
| | | | | COUNT | SQFT | COUNT | SQFT | COUNT | SQFT | | | | | | |
| Minnesota | | | | | | | | | | | | | | | |
| * Arden Hills Army Training Site | | Army Guard | Arden Hills | 57 | 137,591 | 0 | 0 | 0 | 0 | 1,496 | 1,496 | 33.8 | 0 | 33 | 0 |
| Arden Hills USARC | | Army Reserve | New Brighton | 3 | 143,090 | 0 | 0 | 0 | 0 | 54 | 54 | 28.2 | 596 | 38 | 4 |
| Duluth International Airport | R | Air Natl Guard | Duluth | 47 | 410,729 | 1 | 38,944 | 0 | 0 | 19 | 262 | 133.7 | 980 | 230 | 0 |
| Fort Snelling USARC/AMSA | R | Army Reserve | Minneapolis | 6 | 269,784 | 0 | 0 | 0 | 0 | 48 | 48 | 65.5 | 1,611 | 156 | 52 |
| Minneapolis | | Navy Active | Fridley | 14 | 1,745,338 | 0 | 0 | 0 | 0 | 83 | 88 | 414.8 | 0 | 0 | 0 |
| Minn-St Paul | | AF Reserve | Minneapolis | 86 | 1,071,948 | 0 | 0 | 0 | 0 | 215 | 246 | 340.2 | 2,421 | 360 | 0 |
| NMCRC Saint Paul | | Navy Reserve | Minneapolis | 4 | 51,521 | 0 | 0 | 0 | 0 | 10 | 11 | 12.5 | 0 | 0 | 0 |
| NOSC-MCRC Minneapolis | | Navy Reserve | Minneapolis | 1 | 96,000 | 0 | 0 | 0 | 0 | 12 | 12 | 23.9 | 1,088 | 0 | 0 |
| Twin Cities AAP | | Army Active | New Brighton | 109 | 2,843,756 | 0 | 0 | 2 | 1,072 | 677 | 677 | 707.2 | 577 | 8 | 292 |
| ** OTHER SITE(S) : 46 | | | | 49 | 298,430 | 4 | 30,107 | 0 | 0 | 106 | 3,532 | 92.6 | 5,820 | 298 | 367 |
| Minnesota Total: | | | | 376 | 7,068,187 | 5 | 69,051 | 2 | 1,072 | 2,721 | 6,427 | 1,852.2 | 13,093 | 1,123 | 715 |
| Mississippi | | | | | | | | | | | | | | | |
| BG George A Morris USARC | | Army Reserve | Vicksburg | 2 | 75,625 | 0 | 0 | 0 | 0 | 13 | 13 | 13.7 | 228 | 14 | 1 |
| CBC Gulfport | | Navy Active | Gulfport | 365 | 4,639,924 | 0 | 0 | 0 | 0 | 1,098 | 1,169 | 768.4 | 6,543 | 1,486 | 0 |
| Columbus AFB | R | AF Active | Columbus | 479 | 2,480,623 | 0 | 0 | 0 | 0 | 4,408 | 4,931 | 708.0 | 956 | 441 | 0 |
| Columbus Auxiliary Airfield | | AF Active | Shuqualak | 5 | 11,370 | 0 | 0 | 0 | 0 | 914 | 1,080 | 29.6 | 0 | 0 | 0 |
| * CTA Camp McCain | | Army Guard | Elliott | 105 | 369,299 | 0 | 0 | 0 | 0 | 12,881 | 12,881 | 112.2 | 240 | 65 | 73 |
| Gulfport-Biloxi Regional Airport (ANG) | | Air Natl Guard | Gulfport | 75 | 613,126 | 0 | 0 | 0 | 0 | 11 | 267 | 138.0 | 454 | 45 | 0 |
| Jackson IAP, Thompson Field | R | Air Natl Guard | Flowood | 30 | 462,153 | 0 | 0 | 0 | 0 | 0 | 139 | 119.7 | 1,155 | 279 | 0 |
| Keesler AFB | R | AF Active | Biloxi | 966 | 9,112,910 | 0 | 0 | 0 | 0 | 1,494 | 1,611 | 2,006.4 | 4,985 | 1,553 | 0 |
| Keesler Training Annex No 1 | | AF Active | Biloxi | 61 | 294,980 | 0 | 0 | 0 | 0 | 57 | 57 | 36.3 | 0 | 0 | 0 |
| Key Field | R | Air Natl Guard | Meridian | 34 | 391,697 | 0 | 0 | 0 | 0 | 0 | 121 | 113.3 | 1,019 | 215 | 0 |
| Lakeside Housing | | Navy Active | Pascagoula | 6 | 191,658 | 0 | 0 | 0 | 0 | 33 | 33 | 37.0 | 0 | 0 | 0 |
| Mississippi AAP | C | Army Active | Picayune | 112 | 1,660,562 | 0 | 0 | 0 | 0 | 0 | 4,214 | 352.1 | 0 | 3 | 35 |
| * MTA Camp Shelby | | Army Guard | Hattiesburg | 41 | 284,916 | 1 | 13 | 0 | 0 | 200 | 125,711 | 65.6 | 1,387 | 266 | 1,773 |
| NAS Meridian | R | Navy Active | Meridian | 523 | 2,492,890 | 0 | 0 | 0 | 0 | 8,061 | 8,065 | 656.0 | 1,011 | 0 | 0 |
| NS Pascagoula | C | Navy Active | Pascagoula | 41 | 321,513 | 0 | 0 | 0 | 0 | 529 | 529 | 86.3 | 771 | 0 | 0 |
| OLF Bravo | | Navy Active | Preston | 6 | 8,533 | 0 | 0 | 0 | 0 | 1,255 | 1,463 | 41.7 | 0 | 0 | 0 |
| Sand Hill Housing | | Navy Active | Gautier | 80 | 360,407 | 0 | 0 | 0 | 0 | 75 | 75 | 44.9 | 0 | 0 | 0 |
| ** OTHER SITE(S) : 102 | | | | 49 | 393,833 | 3 | 46,754 | 76 | 1,070,755 | 918 | 8,069 | 295.1 | 8,576 | 440 | 61 |
| Mississippi Total: | | | | 2,980 | 24,166,019 | 4 | 46,767 | 76 | 1,070,755 | 31,946 | 170,426 | 5,624.0 | 27,325 | 4,807 | 1,943 |

* Sites having assets that are Federally funded (e.g., owned, lease, licence, permit) and State-owned interes

** US Locations that do not meet criteria of at least ten (10) Acres AND at least \$10M PRV. US Territories and Non-US Locations that do not meet criteria of at least ten (10) Acres OR at least \$10M PRV.

DEPARTMENT OF DEFENSE
Base Structure Report - As of 30 Sep 2006

| SITE | BRAC 2005 | COMPONENT | NAME NEAREST CITY | BUILDINGS | | | | | | ACRES OWNED | TOTAL ACRES | PRV (\$M) | MIL | CIV | OTHER |
|---------------------------------|--------------|----------------|-------------------------|--------------|-------------------|-----------|----------------|--------------|------------------|----------------|----------------|----------------|---------------|--------------|--------------|
| | | | | OWNED | | LEASED | | OTHER | | | | | | | |
| | | | | COUNT | SQFT | COUNT | SQFT | COUNT | SQFT | | | | | | |
| Missouri | | | | | | | | | | | | | | | |
| Belton USARC/AMSA #57 | | Army Reserve | Belton | 2 | 9,865 | 0 | 0 | 1 | 48,296 | 195 | 195 | 11.3 | 580 | 32 | 0 |
| Fort Leonard Wood | R | Army Active | Waynesville | 1,199 | 9,864,416 | 16 | 93,055 | 1,091 | 3,545,618 | 53,239 | 62,911 | 3,466.2 | 22,784 | 2,397 | 3,967 |
| Jefferson Barracks ANGS | R | Air Natl Guard | St. Louis | 1 | 323 | 31 | 384,882 | 0 | 0 | 0 | 135 | 97.4 | 335 | 34 | 0 |
| Lake City AAP | | Army Active | Lake City | 421 | 3,174,442 | 0 | 0 | 8 | 2,299 | 3,959 | 3,959 | 909.3 | 1 | 24 | 3,357 |
| Lake of the Ozarks Recreation | | Army Active | Camdenton | 19 | 17,971 | 0 | 0 | 0 | 0 | 0 | 359 | 21.6 | 0 | 0 | 0 |
| Lambert-St Louis | R | Air Natl Guard | St. Ann | 39 | 380,118 | 0 | 0 | 0 | 0 | 25 | 49 | 116.1 | 1,209 | 280 | 0 |
| * MTA Camp Clark Nevada | | Army Guard | Nevada | 184 | 229,906 | 0 | 0 | 0 | 0 | 615 | 615 | 76.0 | 40 | 8 | 29 |
| * MTA Camp Crowder Neosho | | Army Guard | Joplin | 64 | 191,012 | 0 | 0 | 0 | 0 | 4,362 | 4,362 | 82.2 | 0 | 12 | 33 |
| NOSC Kansas City | | Navy Reserve | Kansas City | 2 | 49,992 | 0 | 0 | 0 | 0 | 0 | 10 | 10.0 | 487 | 0 | 0 |
| PPV Housing | | Marine Reserve | Belton | 0 | 0 | 0 | 0 | 234 | 611,104 | 0 | 47 | 57.3 | 0 | 0 | 0 |
| Richards Gebaur Ars | | Marine Reserve | Kansas City | 29 | 350,473 | 1 | 20,402 | 0 | 0 | 66 | 100 | 83.9 | 0 | 0 | 0 |
| Rosecrans MAP/139Ag | R | Air Natl Guard | St. Joseph | 44 | 340,202 | 0 | 0 | 0 | 0 | 54 | 433 | 102.9 | 1,035 | 219 | 0 |
| Springfield AFRC/AMSA #54 | | Army Reserve | Springfield | 4 | 81,899 | 0 | 0 | 0 | 0 | 18 | 18 | 17.2 | 196 | 4 | 0 |
| St Louis #3/Sverdrup USARC | | Army Reserve | St. Louis | 3 | 107,973 | 0 | 0 | 0 | 0 | 21 | 21 | 22.4 | 699 | 49 | 0 |
| St Louis #4/Ord Plant | | Army Reserve | St. Louis | 41 | 82,087 | 0 | 0 | 0 | 0 | 17 | 17 | 26.6 | 0 | 0 | 0 |
| St Louis AAP | | Army Active | St. Louis | 9 | 137,092 | 0 | 0 | 0 | 0 | 18 | 18 | 22.6 | 0 | 0 | 0 |
| St Louis Afs Storage Annex | | AF Active | St. Louis | 7 | 569,068 | 0 | 0 | 0 | 0 | 39 | 40 | 98.4 | 0 | 0 | 0 |
| St Louis Air Force Station | | AF Active | St. Louis | 13 | 736,550 | 0 | 0 | 0 | 0 | 25 | 25 | 176.7 | 10 | 0 | 0 |
| St. Charles USARC | | Army Reserve | Weldon Spring | 19 | 132,927 | 0 | 0 | 0 | 0 | 1,656 | 1,656 | 34.2 | 0 | 0 | 0 |
| Whiteman AFB | R | AF Active | Knob Noster | 997 | 4,859,614 | 0 | 0 | 1 | 1,752 | 3,890 | 4,993 | 1,883.3 | 4,458 | 423 | 0 |
| * Whiteman AFB Knob Noster | | Army Guard | Knob Noster | 5 | 80,544 | 0 | 0 | 0 | 0 | 18 | 18 | 19.1 | 307 | 38 | 0 |
| ** OTHER SITE(S) : 45 | | | | 53 | 401,399 | 30 | 370,620 | 1 | 6,142 | 428 | 748 | 172.4 | 6,541 | 331 | 56 |
| Missouri Total: | | | | 3,155 | 21,797,873 | 78 | 868,959 | 1,336 | 4,215,211 | 68,646 | 80,731 | 7,507.1 | 38,682 | 3,851 | 7,442 |
| Montana | | | | | | | | | | | | | | | |
| * Ft Missoula - FMS 02 | | Army Guard | Missoula | 9 | 35,444 | 0 | 0 | 3 | 41,545 | 14 | 14 | 13.7 | 0 | 4 | 0 |
| Great Falls IAP | R | Air Natl Guard | Great Falls | 44 | 385,953 | 0 | 0 | 0 | 0 | 1 | 140 | 134.4 | 928 | 234 | 0 |
| * Helena Aviation RC- AASF- C12 | | Army Guard | Helena | 0 | 0 | 6 | 213,392 | 0 | 0 | 0 | 60 | 84.7 | 467 | 0 | 25 |
| Malmstrom AFB | R | AF Active | Great Falls | 763 | 4,835,165 | 0 | 0 | 0 | 0 | 3,278 | 3,716 | 1,419.5 | 3,580 | 473 | 0 |
| * MTA Ft Wm Henry Harrison | | Army Guard | Helena | 111 | 721,056 | 0 | 0 | 0 | 0 | 3,011 | 6,366 | 180.8 | 704 | 306 | 163 |
| * MTA Limestone Hills | | Army Guard | Townsend | 0 | 0 | 0 | 0 | 3 | 9,192 | 0 | 18,720 | 35.8 | 0 | 0 | 0 |
| Sgt Ernest Veuve Hall/AMSA #75 | C | Army Reserve | Missoula | 5 | 65,353 | 0 | 0 | 0 | 0 | 16 | 16 | 14.9 | 220 | 6 | 4 |
| ** OTHER SITE(S) : 250 | | | | 289 | 472,014 | 6 | 29,752 | 1 | 17,000 | 1,045 | 31,910 | 1,672.1 | 572 | 24 | 146 |
| Montana Total: | | | | 1,221 | 6,514,985 | 12 | 243,144 | 7 | 67,737 | 7,364 | 60,942 | 3,556.0 | 6,471 | 1,047 | 338 |

* Sites having assets that are Federally funded (e.g., owned, lease, licence, permit) and State-owned interes

** US Locations that do not meet criteria of at least ten (10) Acres AND at least \$10M PRV. US Territories and Non-US Locations that do not meet criteria of at least ten (10) Acres OR at least \$10M PRV.

DEPARTMENT OF DEFENSE
Base Structure Report - As of 30 Sep 2006

| SITE | BRAC 2005 | COMPONENT | NAME NEAREST CITY | BUILDINGS | | | | | | ACRES OWNED | TOTAL ACRES | PRV (\$M) | MIL | CIV | OTHER |
|-------------------------------------|--------------|----------------|-------------------------|--------------|-------------------|-----------|----------------|-----------|----------------|------------------|------------------|----------------|---------------|--------------|------------|
| | | | | OWNED | | LEASED | | OTHER | | | | | | | |
| | | | | COUNT | SQFT | COUNT | SQFT | COUNT | SQFT | | | | | | |
| Nebraska | | | | | | | | | | | | | | | |
| * Camp Ashland TS | | Army Guard | Ashland | 50 | 201,358 | 0 | 0 | 0 | 0 | 980 | 980 | 46.7 | 283 | 11 | 18 |
| Cornhusker AAP | | Army Active | Grand Island | 31 | 124,980 | 2 | 3,000 | 0 | 0 | 2,918 | 2,963 | 99.6 | 0 | 1 | 0 |
| * Greenlief TS/UTES 01 | R | Army Guard | Hastings | 127 | 271,118 | 0 | 0 | 0 | 0 | 3,211 | 3,211 | 73.2 | 15 | 7 | 4 |
| * Lincoln AASF/Readiness Center | | Army Guard | Lincoln | 0 | 0 | 0 | 0 | 14 | 223,917 | 0 | 44 | 51.0 | 1,060 | 40 | 2 |
| Lincoln ANG Base | | Air Natl Guard | Lincoln | 36 | 555,586 | 0 | 0 | 0 | 0 | 202 | 218 | 146.5 | 845 | 202 | 0 |
| Lincoln USARC #2 | | Army Reserve | Lincoln | 3 | 55,732 | 0 | 0 | 0 | 0 | 10 | 10 | 11.0 | 504 | 8 | 0 |
| * Mead TS/FMS 06/UTES 02 | | Army Guard | Mead | 8 | 88,427 | 0 | 0 | 0 | 0 | 1,197 | 1,514 | 21.2 | 1 | 19 | 0 |
| Offutt AFB | | AF Active | Bellevue | 211 | 5,467,093 | 0 | 0 | 0 | 0 | 1,908 | 1,923 | 1,491.8 | 6,467 | 1,830 | 0 |
| Offutt Family Housing Annex | | AF Active | Bellevue | 34 | 404,042 | 0 | 0 | 0 | 0 | 783 | 786 | 172.7 | 0 | 0 | 0 |
| ** OTHER SITE(S) : 107 | | | | 126 | 451,046 | 10 | 116,236 | 0 | 0 | 2,320 | 11,783 | 564.9 | 2,146 | 69 | 1 |
| Nebraska Total: | | | | 626 | 7,619,382 | 12 | 119,236 | 14 | 223,917 | 13,528 | 23,432 | 2,678.7 | 11,321 | 2,187 | 25 |
| Nevada | | | | | | | | | | | | | | | |
| Creech Air Force Base | | AF Active | Indian Springs | 85 | 435,274 | 0 | 0 | 0 | 0 | 235 | 2,300 | 341.4 | 889 | 59 | 0 |
| EW Range Fac | | Navy Active | Fallon | 6 | 31,942 | 0 | 0 | 0 | 0 | 9,628 | 9,628 | 43.7 | 0 | 0 | 0 |
| Hawthorne Army Depot | | Army Active | Hawthorne | 2,510 | 9,690,655 | 0 | 0 | 0 | 0 | 147,236 | 147,236 | 3,691.6 | 1 | 30 | 447 |
| Hawthorne Nevada | | Navy Active | Hawthorne | 0 | 0 | 2 | 15,356 | 37 | 337,796 | 0 | 15 | 106.3 | 0 | 0 | 0 |
| NAS Fallon | R | Navy Active | Fallon | 533 | 2,445,653 | 0 | 0 | 1 | 8 | 7,865 | 7,897 | 1,125.2 | 1,073 | 186 | 0 |
| Nellis AFB | R | AF Active | Las Vegas | 595 | 5,814,636 | 1 | 20 | 3 | 8,552 | 5,215 | 14,161 | 2,595.1 | 7,760 | 1,046 | 40 |
| Nellis AFB | | Army Reserve | Las Vegas | 3 | 82,549 | 0 | 0 | 0 | 0 | 0 | 22 | 49.8 | 179 | 3 | 0 |
| Nellis Air Force Range | | AF Active | Indian Springs | 90 | 132,463 | 0 | 0 | 0 | 0 | 2,344,785 | 3,092,316 | 255.5 | 0 | 0 | 0 |
| Nellis Water System Annex | | AF Active | Las Vegas | 2 | 19,347 | 0 | 0 | 0 | 0 | 80 | 107 | 20.5 | 0 | 0 | 0 |
| Reno Tahoe Int'L Airport | R | Air Natl Guard | Reno | 37 | 347,144 | 0 | 0 | 1 | 3,134 | 0 | 64 | 121.1 | 993 | 198 | 0 |
| Target B-16 | | Navy Active | Fallon | 1 | 480 | 0 | 0 | 0 | 0 | 17,280 | 22,087 | 17.5 | 0 | 0 | 0 |
| Target B-17 | | Navy Active | Fallon | 6 | 4,888 | 0 | 0 | 0 | 0 | 21,400 | 21,440 | 23.5 | 0 | 0 | 0 |
| Target B-19 | | Navy Active | Fallon | 4 | 628 | 0 | 0 | 0 | 0 | 17,332 | 17,332 | 17.3 | 0 | 0 | 0 |
| Target B-20 | | Navy Active | Fallon | 2 | 1,600 | 0 | 0 | 0 | 0 | 41,006 | 41,006 | 17.2 | 0 | 0 | 0 |
| Tonopah Afs Z164 | | AF Active | Tonopah | 16 | 38,394 | 0 | 0 | 0 | 0 | 4 | 47 | 10.5 | 0 | 0 | 0 |
| Tonopah Auxiliary Airfield Annex | | AF Active | Tonopah | 142 | 1,647,283 | 0 | 0 | 1 | 1,500 | 2,157 | 2,157 | 950.6 | 0 | 0 | 0 |
| Tonopah Auxiliary Airfield Annex #2 | | AF Active | Tonopah | 93 | 789,195 | 0 | 0 | 0 | 0 | 109 | 109 | 196.5 | 0 | 0 | 0 |
| ** OTHER SITE(S) : 34 | | | | 29 | 142,412 | 7 | 6,712 | 3 | 29,506 | 10,585 | 26,447 | 58.0 | 1,077 | 4 | 9 |
| Nevada Total: | | | | 4,154 | 21,624,543 | 10 | 22,088 | 46 | 380,496 | 2,624,916 | 3,404,369 | 9,641.2 | 11,972 | 1,526 | 496 |

* Sites having assets that are Federally funded (e.g., owned, lease, licence, permit) and State-owned interes

** US Locations that do not meet criteria of at least ten (10) Acres AND at least \$10M PRV. US Territories and Non-US Locations that do not meet criteria of at least ten (10) Acres OR at least \$10M PRV.

DEPARTMENT OF DEFENSE
Base Structure Report - As of 30 Sep 2006

| SITE | BRAC 2005 | COMPONENT | NAME NEAREST CITY | BUILDINGS | | | | | | ACRES OWNED | TOTAL ACRES | PRV (\$M) | MIL | CIV | OTHER |
|--------------------------------------|--------------|----------------|-------------------------|--------------|-------------------|-----------|----------------|------------|----------------|----------------|----------------|-----------------|---------------|--------------|--------------|
| | | | | OWNED | | LEASED | | OTHER | | | | | | | |
| | | | | COUNT | SQFT | COUNT | SQFT | COUNT | SQFT | | | | | | |
| <u>New Hampshire</u> | | | | | | | | | | | | | | | |
| AFRC Londonderry | | Army Reserve | Manchester | 3 | 135,079 | 0 | 0 | 0 | 0 | 16 | 49 | 33.0 | 777 | 41 | 3 |
| New Boston Air Station | | AF Active | New Boston | 25 | 128,191 | 0 | 0 | 0 | 0 | 2,826 | 2,873 | 62.1 | 11 | 39 | 0 |
| Newington Defense Fuel Support Point | | AF Active | Portsmouth | 4 | 9,462 | 0 | 0 | 0 | 0 | 10 | 15 | 34.6 | 0 | 0 | 0 |
| Pease Air Force Base | | AF Active | Portsmouth | 16 | 368,344 | 0 | 0 | 0 | 0 | 276 | 276 | 91.9 | 958 | 237 | 0 |
| Pease ANGB Newhampshire | | Air Natl Guard | Portsmouth | 57 | 512,388 | 0 | 0 | 2 | 834 | 219 | 219 | 194.1 | 0 | 1 | 0 |
| Somersworth USARC | | Army Reserve | Somersworth | 3 | 56,045 | 0 | 0 | 0 | 0 | 15 | 15 | 17.6 | 143 | 2 | 0 |
| ** OTHER SITE(S) : 8 | | | | 10 | 71,833 | 3 | 26,877 | 0 | 0 | 12 | 176 | 21.9 | 912 | 165 | 45 |
| New Hampshire Total: | | | | 118 | 1,281,342 | 3 | 26,877 | 2 | 834 | 3,374 | 3,623 | 455.3 | 2,801 | 485 | 48 |
| <u>New Jersey</u> | | | | | | | | | | | | | | | |
| Air Mobility Warfare Center | | AF Active | Wrightstown | 8 | 244,811 | 0 | 0 | 0 | 0 | 31 | 31 | 56.0 | 0 | 0 | 0 |
| Atlantic City IAP | R | Air Natl Guard | Pleasantville | 35 | 352,486 | 0 | 0 | 0 | 0 | 0 | 296 | 121.1 | 967 | 221 | 0 |
| Caven Point USARC | | Army Reserve | Jersey City | 9 | 72,733 | 0 | 0 | 0 | 0 | 27 | 27 | 25.1 | 475 | 3 | 0 |
| Fort Dix | R | Army Reserve | Trenton | 1,056 | 5,841,470 | 0 | 0 | 15 | 52,789 | 30,639 | 30,639 | 2,185.2 | 2,888 | 1,009 | 2,214 |
| Fort Dix Family Housing | | AF Active | Trenton | 71 | 190,776 | 0 | 0 | 0 | 0 | 37 | 37 | 23.7 | 0 | 0 | 0 |
| Fort Monmouth Evans | C | Army Active | Belmar | 85 | 375,062 | 0 | 0 | 0 | 0 | 253 | 253 | 89.8 | 0 | 0 | 0 |
| Fort Monmouth Main Post | C | Army Active | Red Bank | 432 | 5,083,830 | 2 | 594,246 | 2 | 7,900 | 1,126 | 1,126 | 1,283.5 | 469 | 4,578 | 3,878 |
| McGuire AFB | R | AF Active | Wrightstown | 727 | 7,581,857 | 0 | 0 | 0 | 0 | 3,604 | 3,661 | 2,781.8 | 8,196 | 1,037 | 0 |
| NAES Lakehurst | R | Navy Active | Lakehurst | 188 | 2,738,064 | 0 | 0 | 37 | 101,991 | 7,408 | 7,408 | 1,132.4 | 184 | 32 | 72 |
| NAVRESCEN Fort Dix | | Navy Active | Trenton | 11 | 100,837 | 0 | 0 | 0 | 0 | 14 | 14 | 25.6 | 574 | 0 | 0 |
| NWS Earle | R | Navy Active | Colts Neck | 452 | 2,027,901 | 50 | 346,710 | 1 | 1,050 | 11,146 | 11,146 | 938.8 | 216 | 0 | 0 |
| Pedricktown Support Facility | | Army Reserve | Pedricktown | 45 | 253,003 | 0 | 0 | 0 | 0 | 39 | 39 | 57.8 | 0 | 0 | 0 |
| Picatinny Arsenal | R | Army Active | Picatinny | 746 | 3,708,574 | 0 | 0 | 64 | 206,264 | 6,493 | 6,493 | 1,396.2 | 416 | 2,711 | 1,410 |
| Pinehurst Estates | | Navy Active | Lakehurst | 0 | 0 | 0 | 0 | 46 | 231,123 | 26 | 26 | 28.3 | 0 | 0 | 0 |
| Sgt J.W. Joyce Kilmer USARC | C | Army Reserve | New Brunswick | 3 | 97,395 | 0 | 0 | 0 | 0 | 24 | 24 | 23.5 | 415 | 47 | 10 |
| * Warren Grove TS | | Army Guard | Warren Grove | 2 | 12,174 | 0 | 0 | 0 | 0 | 57 | 57 | 11.5 | 0 | 0 | 0 |
| Waterfront Earle | | Navy Active | Colts Neck | 35 | 216,616 | 0 | 0 | 0 | 0 | 705 | 705 | 282.2 | 0 | 0 | 0 |
| ** OTHER SITE(S) : 21 | | | | 60 | 805,634 | 0 | 0 | 0 | 0 | 9,697 | 9,980 | 767.8 | 1,950 | 81 | 2 |
| New Jersey Total: | | | | 3,965 | 29,703,223 | 52 | 940,956 | 165 | 601,117 | 71,324 | 71,960 | 11,230.2 | 16,750 | 9,719 | 7,586 |
| <u>New Mexico</u> | | | | | | | | | | | | | | | |
| Boles Wells Water System Annex | | AF Active | Alamogordo | | | | | | | 2,694 | 7,411 | 34.2 | 0 | 0 | 0 |
| Bonito Lake Water System Annex | | AF Active | Carrizozo | 5 | 1,529 | 0 | 0 | 0 | 0 | 0 | 155 | 19.4 | 0 | 0 | 0 |
| Cannon AFB | C | AF Active | Clovis | 1,107 | 5,128,233 | 0 | 0 | 1 | 2,100 | 3,789 | 4,543 | 1,460.6 | 3,388 | 394 | 0 |

* Sites having assets that are Federally funded (e.g., owned, lease, licence, permit) and State-owned interests

** US Locations that do not meet criteria of at least ten (10) Acres AND at least \$10M PRV. US Territories and Non-US Locations that do not meet criteria of at least ten (10) Acres OR at least \$10M PRV.

DEPARTMENT OF DEFENSE
Base Structure Report - As of 30 Sep 2006

| SITE | BRAC 2005 | COMPONENT | NAME NEAREST CITY | BUILDINGS | | | | | | ACRES OWNED | TOTAL ACRES | PRV (\$M) | MIL | CIV | OTHER |
|--|--------------|----------------|-------------------------|--------------|-------------------|------------|----------------|------------|----------------|------------------|------------------|-----------------|---------------|--------------|--------------|
| | | | | OWNED | | LEASED | | OTHER | | | | | | | |
| | | | | COUNT | SQFT | COUNT | SQFT | COUNT | SQFT | | | | | | |
| Cannon Meadows Housing Area | | AF Active | Portales | 0 | 0 | 151 | 249,897 | 0 | 0 | 0 | 39 | 26.1 | 0 | 0 | 0 |
| Cannon Place Housing Area | | AF Active | Clovis | 0 | 0 | 202 | 336,765 | 0 | 0 | 0 | 40 | 35.4 | 0 | 0 | 0 |
| Fort Bliss AAA Ranges | C | Army Active | Dona Ana Range Camp | 400 | 1,040,856 | 0 | 0 | 11 | 3,981 | 977,394 | 995,404 | 808.9 | 116 | 41 | 12 |
| Fort Wingate Depot Activity | | Army Active | Gallup | 827 | 1,922,016 | 0 | 0 | 0 | 0 | 16,691 | 16,691 | 623.5 | 0 | 0 | 16 |
| Holloman AFB | R | AF Active | Alamogordo | 1,207 | 8,015,197 | 0 | 0 | 0 | 0 | 10,601 | 54,055 | 2,441.4 | 3,563 | 837 | 0 |
| Jenkins AFRC | C | Army Reserve | Albuquerque | 9 | 108,769 | 0 | 0 | 0 | 0 | 0 | 12 | 25.4 | 1,052 | 18 | 0 |
| Kirtland AFB | R | AF Active | Albuquerque | 720 | 7,094,601 | 0 | 0 | 0 | 0 | 25,539 | 44,072 | 2,661.3 | 4,684 | 2,096 | 60 |
| Melrose Air Force Range | | AF Active | Aragon | 12 | 16,279 | 0 | 0 | 0 | 0 | 59,319 | 87,929 | 26.1 | 0 | 0 | 0 |
| White Sands | | Navy Active | Las Cruces | 41 | 192,492 | 0 | 0 | 1 | 4,224 | 0 | 85 | 60.9 | 0 | 0 | 0 |
| White Sands Missile Range | | Army Active | Las Cruces | 1,144 | 4,491,003 | 0 | 0 | 497 | 800,052 | 2,281,659 | 3,624,078 | 2,350.0 | 328 | 1,937 | 2,789 |
| ** OTHER SITE(S) : 26 | | | | 49 | 309,926 | 7 | 29,200 | 0 | 0 | 17,090 | 17,200 | 100.0 | 828 | 14 | 344 |
| New Mexico Total: | | | | 5,521 | 28,320,901 | 360 | 615,862 | 510 | 810,357 | 3,394,775 | 4,851,714 | 10,672.9 | 13,959 | 5,337 | 3,221 |
| <u>New York</u> | | | | | | | | | | | | | | | |
| Air Force Plant No 59 | | AF Active | Johnson City | 4 | 637,238 | 0 | 0 | 0 | 0 | 29 | 32 | 150.2 | 0 | 0 | 0 |
| Amityville AFRC | C | Army Reserve | Amityville | 7 | 63,708 | 0 | 0 | 0 | 0 | 15 | 15 | 19.4 | 535 | 3 | 1 |
| Bethpage | | Navy Active | Bethpage | 37 | 1,178,292 | 0 | 0 | 0 | 0 | 105 | 105 | 311.2 | 0 | 0 | 0 |
| CW2 Kerry P. Hein USARC | | Army Reserve | New York City | 9 | 70,915 | 0 | 0 | 0 | 0 | 23 | 23 | 30.9 | 395 | 3 | 0 |
| Ernie Pyle USARC/AMSA #12 | R | Army Reserve | New York City | 10 | 305,695 | 0 | 0 | 0 | 0 | 36 | 36 | 90.1 | 2,222 | 177 | 24 |
| Floyd Wet Site | | Army Reserve | Rome | 5 | 10,666 | 0 | 0 | 0 | 0 | 51 | 51 | 20.0 | 0 | 0 | 0 |
| Fort Drum | | Army Active | Montauk | 1,263 | 8,415,751 | 650 | 3,327,872 | 780 | 4,147,685 | 107,472 | 107,855 | 3,360.4 | 16,792 | 1,604 | 2,308 |
| Fort Hamilton | R | Army Active | New York City | 52 | 959,759 | 0 | 0 | 25 | 534,949 | 211 | 211 | 380.0 | 795 | 309 | 545 |
| Francis S. Gabreski Airport | | Air Natl Guard | Westhampton Beach | 31 | 366,275 | 0 | 0 | 0 | 0 | 0 | 89 | 114.1 | 895 | 191 | 0 |
| Griffiss AFB | | AF Active | Rome | 502 | 3,480,429 | 0 | 0 | 0 | 0 | 2,803 | 3,165 | 1,560.3 | 319 | 56 | 0 |
| Hancock Army Complex | | Army Active | Syracuse | 4 | 208,142 | 0 | 0 | 0 | 0 | 12 | 12 | 44.7 | 0 | 0 | 0 |
| Hancock Field | | Air Natl Guard | North Syracuse | 48 | 482,801 | 0 | 0 | 0 | 0 | 342 | 342 | 176.1 | 1,152 | 254 | 0 |
| * Hancock Field RC OMS 5 | | Army Guard | Syracuse | 5 | 114,423 | 0 | 0 | 0 | 0 | 30 | 30 | 24.1 | 261 | 1 | 4 |
| MAJ D W Hollender USARC | | Army Reserve | Webster | 3 | 65,495 | 0 | 0 | 0 | 0 | 12 | 12 | 15.3 | 358 | 6 | 0 |
| MCRC Brooklyn | | Marine Reserve | New York City | 3 | 121,614 | 0 | 0 | 0 | 0 | 72 | 72 | 47.5 | 0 | 0 | 0 |
| MCRC Syracuse | | Marine Reserve | Syracuse | 6 | 28,244 | 0 | 0 | 0 | 0 | 263 | 264 | 13.5 | 147 | 0 | 0 |
| Mitchel Field | | Navy Active | Hempstead | 100 | 464,372 | 0 | 0 | 0 | 0 | 45 | 45 | 87.6 | 0 | 0 | 0 |
| Mitchel Manor 1 | | Navy Active | Hempstead | 18 | 225,398 | 0 | 0 | 0 | 0 | 12 | 12 | 33.4 | 0 | 0 | 0 |
| Mitchel Manor 2 | | Navy Active | Hempstead | 16 | 220,402 | 0 | 0 | 0 | 0 | 37 | 37 | 54.3 | 0 | 0 | 0 |
| Neads Unit, Rome | | Air Natl Guard | Rome | 4 | 57,228 | 0 | 0 | 0 | 0 | 39 | 39 | 15.5 | 0 | 0 | 0 |
| Newport Test Annex No 2 Transmitter | | AF Active | Newport | 4 | 14,247 | 0 | 0 | 0 | 0 | 35 | 41 | 11.8 | 0 | 0 | 0 |

* Sites having assets that are Federally funded (e.g., owned, lease, licence, permit) and State-owned interes

** US Locations that do not meet criteria of at least ten (10) Acres AND at least \$10M PRV. US Territories and Non-US Locations that do not meet criteria of at least ten (10) Acres OR at least \$10M PRV.

DEPARTMENT OF DEFENSE
Base Structure Report - As of 30 Sep 2006

| SITE | BRAC 2005 | COMPONENT | NAME NEAREST CITY | BUILDINGS | | | | | | ACRES OWNED | TOTAL ACRES | PRV (\$M) | MIL | CIV | OTHER |
|-----------------------------------|--------------|----------------|-------------------------|--------------|-------------------|------------|------------------|--------------|------------------|----------------|----------------|-----------------|---------------|--------------|--------------|
| | | | | OWNED | | LEASED | | OTHER | | | | | | | |
| | | | | COUNT | SQFT | COUNT | SQFT | COUNT | SQFT | | | | | | |
| * NG Rochester CSMS C | | Army Guard | Rochester | 7 | 75,405 | 0 | 0 | 0 | 0 | 10 | 10 | 15.3 | 0 | 0 | 0 |
| * NG Youngstown Tng Site | | Army Guard | Youngstown | 44 | 66,288 | 0 | 0 | 0 | 0 | 860 | 860 | 26.2 | 0 | 0 | 0 |
| Niagara Falls AFRC | C | Army Reserve | Niagara Falls | 13 | 179,623 | 0 | 0 | 0 | 0 | 22 | 22 | 34.0 | 397 | 22 | 0 |
| Niagara Falls IAP (Ars) | R | AF Reserve | Niagara Falls | 84 | 891,773 | 0 | 0 | 0 | 0 | 548 | 985 | 348.3 | 2,008 | 374 | 0 |
| NUWC Fishers Island | | Navy Active | Fishers Island | 9 | 47,754 | 1 | 168 | 0 | 0 | 72 | 78 | 15.9 | 0 | 0 | 0 |
| Orangeburg USARC | | Army Reserve | Nyack | 7 | 46,334 | 0 | 0 | 0 | 0 | 306 | 306 | 18.2 | 324 | 4 | 1 |
| Plattsburg AFB | | AF Active | Plattsburgh | 1,391 | 5,084,867 | 0 | 0 | 0 | 0 | 3,394 | 4,686 | 1,363.1 | 0 | 5 | 0 |
| Rome Laboratory | R | AF Active | Rome | 14 | 1,409,280 | 1 | 25,270 | 0 | 0 | 108 | 108 | 322.4 | 0 | 0 | 0 |
| Saratoga | | Navy Active | Saratoga Springs | 95 | 459,966 | 0 | 0 | 1 | 3,124 | 93 | 93 | 54.0 | 1 | 0 | 0 |
| Schenectady ANG MAP | R | Air Natl Guard | Schenectady | 36 | 387,354 | 0 | 0 | 0 | 0 | 0 | 122 | 110.0 | 1,267 | 204 | 0 |
| Seneca Army Depot Activity | | Army Active | Geneva | 97 | 2,754,791 | 0 | 0 | 0 | 0 | 1,381 | 1,381 | 529.7 | 0 | 0 | 0 |
| Sgt Horace D Bradt USARC | | Army Reserve | Schenectady | 5 | 54,334 | 0 | 0 | 0 | 0 | 12 | 12 | 13.3 | 364 | 13 | 0 |
| SSG Frederick J. III Jr. USARC | | Army Reserve | Bullville | 6 | 41,749 | 0 | 0 | 0 | 0 | 153 | 153 | 10.4 | 144 | 2 | 0 |
| Staten Island USARC | | Army Reserve | New York City | 5 | 122,732 | 0 | 0 | 0 | 0 | 14 | 14 | 35.5 | 530 | 18 | 1 |
| Stewart Annex | R | Army Active | Newburgh | 4 | 68,493 | 0 | 0 | 0 | 0 | 10 | 10 | 35.5 | 11 | 1 | 2 |
| Stewart IAP | | Air Natl Guard | New Windsor | 31 | 761,432 | 0 | 0 | 0 | 0 | 0 | 268 | 387.5 | 1,602 | 420 | 0 |
| Stewart Newburgh USARC | C | Army Reserve | New Windsor | 15 | 117,651 | 0 | 0 | 0 | 0 | 40 | 40 | 37.3 | 159 | 10 | 0 |
| Tappan USARC | | Army Reserve | Tappan | 9 | 33,482 | 0 | 0 | 0 | 0 | 15 | 15 | 16.5 | 0 | 0 | 0 |
| Verona Defense Fuel Support Point | | AF Active | Verona | 4 | 2,449 | 0 | 0 | 0 | 0 | 35 | 35 | 22.9 | 0 | 0 | 0 |
| Verona Test Annex | | AF Active | Verona | 28 | 105,866 | 0 | 0 | 0 | 0 | 512 | 513 | 39.3 | 0 | 0 | 0 |
| Watervliet Arsenal | R | Army Active | Watervliet | 66 | 2,116,163 | 0 | 0 | 0 | 0 | 143 | 143 | 436.4 | 141 | 717 | 338 |
| West Point Mil Reservation | R | Army Active | West Point | 969 | 9,816,021 | 1 | 19,054 | 2 | 37,600 | 16,239 | 16,239 | 2,945.1 | 6,011 | 2,214 | 2,332 |
| ** OTHER SITE(S) : 62 | | | | 151 | 1,618,757 | 2 | 105,130 | 219 | 349,647 | 8,878 | 9,076 | 476.1 | 9,511 | 215 | 0 |
| New York Total: | | | | 5,221 | 43,753,658 | 655 | 3,477,494 | 1,027 | 5,073,005 | 144,489 | 147,657 | 13,853.6 | 46,341 | 6,823 | 5,556 |

North Carolina

| | | | | | | | | | | | | | | | |
|-----------------------------|---|----------------|--------------|-------|------------|-----|---------|-------|-----------|---------|---------|---------|--------|-------|-------|
| ALF Bogue | | Marine Active | Bogue | 25 | 48,437 | 0 | 0 | 0 | 0 | 837 | 837 | 29.7 | 0 | 0 | 0 |
| Camp Lejeune | R | Marine Active | Camp Lejeune | 10 | 519,426 | 1 | 8,000 | 0 | 0 | 82,674 | 114,801 | 149.6 | 37,594 | 4,990 | 439 |
| Camp Mackall | | Army Active | Hoffman | 78 | 154,035 | 0 | 0 | 0 | 0 | 7,917 | 63,197 | 91.2 | 0 | 0 | 0 |
| Char/Douglas IAP | R | Air Natl Guard | Charlotte | 25 | 345,321 | 0 | 0 | 0 | 0 | 0 | 99 | 91.1 | 1,215 | 222 | 0 |
| Cherry Point | R | Marine Active | Cherry Point | 445 | 6,086,460 | 0 | 0 | 0 | 0 | 12,161 | 12,197 | 1,927.6 | 7,731 | 4,812 | 0 |
| Dare County Range | | AF Active | Stumpy Point | 12 | 32,886 | 0 | 0 | 0 | 0 | 46,595 | 46,604 | 22.9 | 0 | 0 | 0 |
| Fort Bragg | R | Army Active | Fayetteville | 2,084 | 24,488,178 | 253 | 660,120 | 2,980 | 7,875,909 | 152,852 | 206,922 | 7,198.1 | 45,608 | 4,470 | 9,257 |
| Fort Fisher Recreation Site | | AF Active | Kure Beach | 55 | 128,188 | 0 | 0 | 0 | 0 | 39 | 101 | 28.1 | 0 | 0 | 0 |
| Greater Sandy Run Area | | Marine Active | Camp Lejeune | 21 | 27,124 | 0 | 0 | 0 | 0 | 40,126 | 40,564 | 28.9 | 0 | 0 | 0 |

* Sites having assets that are Federally funded (e.g., owned, lease, licence, permit) and State-owned interes

** US Locations that do not meet criteria of at least ten (10) Acres AND at least \$10M PRV. US Territories and Non-US Locations that do not meet criteria of at least ten (10) Acres OR at least \$10M PRV.

DEPARTMENT OF DEFENSE
Base Structure Report - As of 30 Sep 2006

| SITE | BRAC 2005 | COMPONENT | NAME NEAREST CITY | BUILDINGS | | | | | | ACRES OWNED | TOTAL ACRES | PRV (\$M) | MIL | CIV | OTHER |
|--|--------------|----------------|-------------------------|--------------|-------------------|------------|------------------|--------------|-------------------|----------------|------------------|-----------------|----------------|---------------|--------------|
| | | | | OWNED | | LEASED | | OTHER | | | | | | | |
| | | | | COUNT | SQFT | COUNT | SQFT | COUNT | SQFT | | | | | | |
| Greenville USARC | | Army Reserve | Winterville | 3 | 94,044 | 0 | 0 | 0 | 0 | 15 | 15 | 17.0 | 472 | 17 | 1 |
| Harvey Pt | | Navy Active | Hertford | 21 | 40,593 | 0 | 0 | 0 | 0 | 1,675 | 1,791 | 39.9 | 0 | 0 | 0 |
| Housing | | Marine Active | Cherry Point | 436 | 704,795 | 0 | 0 | 0 | 0 | 930 | 930 | 137.0 | 0 | 0 | 0 |
| MCAS New River | R | Marine Active | Camp Lejeune | 325 | 2,954,057 | 0 | 0 | 0 | 0 | 2,773 | 3,728 | 946.6 | 5,627 | 186 | 0 |
| Military Ocean Tml Sunny Poin | | Army Active | Wilmington | 83 | 234,326 | 0 | 0 | 0 | 0 | 16,324 | 16,324 | 523.7 | 10 | 238 | 229 |
| NOSC Greensboro | | Navy Reserve | Greensboro | 2 | 59,951 | 0 | 0 | 0 | 0 | 10 | 10 | 11.2 | 493 | 0 | 0 |
| Oak Grove | | Marine Active | Pollocksville | 5 | 5,560 | 0 | 0 | 0 | 0 | 976 | 976 | 40.4 | 0 | 0 | 0 |
| OLF Atlantic | | Marine Active | Atlantic | 8 | 18,681 | 0 | 0 | 0 | 0 | 1,469 | 1,473 | 47.1 | 0 | 0 | 0 |
| Point of Marsh Target | | Marine Active | Atlantic | 7 | 20,058 | 0 | 0 | 0 | 0 | 12,460 | 12,460 | 12.3 | 0 | 0 | 0 |
| Pope AFB | R | AF Active | Spring Lake | 533 | 3,423,477 | 0 | 0 | 0 | 0 | 262 | 1,963 | 932.0 | 5,391 | 369 | 0 |
| Seymour Johnson AFB | R | AF Active | Goldsboro | 1,168 | 5,056,324 | 0 | 0 | 0 | 0 | 3,233 | 4,107 | 1,095.5 | 5,054 | 408 | 0 |
| Stanly County Airport | | Air Natl Guard | Albemarle | 31 | 87,035 | 0 | 0 | 0 | 0 | 0 | 111 | 19.2 | 153 | 22 | 0 |
| ** OTHER SITE(S) : 90 | | | | 3,470 | 22,286,709 | 9 | 355,649 | 2,226 | 4,761,480 | 3,225 | 1,251,182 | 5,548.4 | 4,466 | 207 | 21 |
| North Carolina Total: | | | | 8,847 | 66,815,665 | 263 | 1,023,769 | 5,206 | 12,637,389 | 386,553 | 1,780,393 | 18,937.3 | 113,814 | 15,941 | 9,947 |
| North Dakota | | | | | | | | | | | | | | | |
| Cavalier AFS | | AF Active | Mountain | 31 | 410,639 | 0 | 0 | 0 | 0 | 650 | 650 | 294.5 | 24 | 6 | 0 |
| Grand Forks AFB | R | AF Active | Emerado | 774 | 5,546,332 | 0 | 0 | 1 | 3,824 | 4,831 | 5,422 | 1,416.4 | 2,573 | 359 | 0 |
| * Grand Forks Armory | | Army Guard | Grand Forks | 1 | 82,365 | 0 | 0 | 0 | 0 | 11 | 11 | 18.8 | 241 | 1 | 4 |
| Grand Forks Defense Fuel Support Point | | AF Active | Grand Forks | 4 | 2,853 | 0 | 0 | 0 | 0 | 11 | 28 | 28.3 | 0 | 0 | 0 |
| Hector IAP | R | Air Natl Guard | Fargo | 30 | 376,253 | 0 | 0 | 0 | 0 | 0 | 249 | 125.0 | 982 | 233 | 0 |
| Mickelsen Stanley R SFG MSR | | Army Reserve | Nekoma | 12 | 143,567 | 0 | 0 | 0 | 0 | 631 | 631 | 278.0 | 0 | 0 | 0 |
| Mickelsen Stanley R SFG PAR | | Army Active | Mountain | 15 | 375,079 | 0 | 0 | 13 | 26,872 | 295 | 295 | 138.7 | 0 | 0 | 0 |
| Mickelsen Stanley R SFG RSL 1 | | Army Reserve | Hampden | 1 | 13,008 | 0 | 0 | 0 | 0 | 315 | 315 | 40.3 | 0 | 0 | 0 |
| Mickelsen Stanley R SFG RSL 2 | | Army Reserve | Langdon | 1 | 12,865 | 0 | 0 | 0 | 0 | 312 | 312 | 40.2 | 0 | 0 | 0 |
| Mickelsen Stanley R SFG RSL 3 | | Army Reserve | Mountain | 1 | 12,832 | 0 | 0 | 0 | 0 | 333 | 333 | 45.5 | 0 | 0 | 0 |
| Mickelsen Stanley R SFG RSL 4 | | Army Reserve | Fairdale | 1 | 13,150 | 0 | 0 | 0 | 0 | 318 | 318 | 41.5 | 0 | 0 | 0 |
| Minot AFB | | AF Active | Minot | 1,191 | 8,119,040 | 0 | 0 | 0 | 0 | 4,965 | 5,634 | 1,992.4 | 4,710 | 554 | 0 |
| * Minot AFRC | | Army Guard | Minot | 2 | 129,697 | 0 | 0 | 0 | 0 | 20 | 20 | 30.8 | 279 | 2 | 3 |
| ** OTHER SITE(S) : 371 | | | | 416 | 441,446 | 20 | 310,234 | 2 | 35,776 | 2,495 | 40,722 | 1,162.1 | 2,254 | 109 | 67 |
| North Dakota Total: | | | | 2,480 | 15,679,126 | 20 | 310,234 | 16 | 66,472 | 15,187 | 54,940 | 5,652.6 | 11,063 | 1,264 | 74 |
| Northern Mariana Islands | | | | | | | | | | | | | | | |
| Farrallon De Medinilla | | Navy Active | Saipan, Mariana Isl | | | | | | | 0 | 206 | 0.0 | 0 | 0 | 0 |
| NAVBASE Guam (Saipan) | | Navy Active | Saipan, Mariana Isl | | | | | | | 0 | 177 | 0.0 | 0 | 0 | 0 |

* Sites having assets that are Federally funded (e.g., owned, lease, licence, permit) and State-owned interes

** US Locations that do not meet criteria of at least ten (10) Acres AND at least \$10M PRV. US Territories and Non-US Locations that do not meet criteria of at least ten (10) Acres OR at least \$10M PRV.

DEPARTMENT OF DEFENSE
Base Structure Report - As of 30 Sep 2006

| SITE | BRAC 2005 | COMPONENT | NAME NEAREST CITY | BUILDINGS | | | | | | ACRES OWNED | TOTAL ACRES | PRV (\$M) | MIL | CIV | OTHER |
|--|--------------|----------------|-------------------------|------------|----------------|----------|----------------|----------|----------|----------------|----------------|--------------|--------------|-----------|----------|
| | | | | OWNED | | LEASED | | OTHER | | | | | | | |
| | | | | COUNT | SQFT | COUNT | SQFT | COUNT | SQFT | | | | | | |
| Tinian | | Navy Active | Tinian, Mariana Isl | | | | | | 0 | 16,554 | 0.0 | 0 | 0 | 0 | |
| ** OTHER SITE(S) : 1 | | | | 7 | 7,931 | 0 | 0 | 0 | 0 | 5 | 3.4 | 109 | 1 | 6 | |
| Northern Mariana Islands Total: | | | | 7 | 7,931 | 0 | 0 | 0 | 0 | 16,942 | 3.4 | 109 | 1 | 6 | |
| Ohio | | | | | | | | | | | | | | | |
| 83D Div Memorial USARC/AMSA | | Army Reserve | Columbus | 3 | 156,017 | 0 | 0 | 0 | 0 | 19 | 19 | 29.2 | 893 | 45 | 12 |
| Blue Ash ANG | | Air Natl Guard | Blue Ash | 15 | 51,571 | 0 | 0 | 0 | 0 | 0 | 12 | 11.4 | 139 | 24 | 0 |
| Bratenahl | | Navy Active | Cleveland | 8 | 76,675 | 0 | 0 | 0 | 0 | 27 | 31 | 20.9 | 224 | 0 | 0 |
| Camp Perry ANG | | Air Natl Guard | Camp Perry Natl Guard | 19 | 112,966 | 0 | 0 | 0 | 0 | 0 | 43 | 20.7 | 204 | 15 | 0 |
| * Camp Sherman Tng Site | | Army Guard | Chillicothe | 6 | 55,105 | 0 | 0 | 0 | 0 | 456 | 456 | 12.7 | 0 | 0 | 0 |
| Cincinnati Defense Fuel Support Point | | AF Active | Cincinnati | 6 | 3,963 | 0 | 0 | 0 | 0 | 64 | 67 | 38.4 | 0 | 0 | 0 |
| Cooney USARC/AMSA #165 S-S | | Army Reserve | Sandusky | 3 | 19,700 | 0 | 0 | 0 | 0 | 10 | 10 | 12.5 | 119 | 1 | 0 |
| Defense Supply Center Columbus | R | Army Active | Columbus | 46 | 4,548,324 | 0 | 0 | 0 | 0 | 529 | 529 | 758.7 | 196 | 1 | 36 |
| Ft Hayes Memorial USARC | C | Army Reserve | Columbus | 3 | 49,281 | 0 | 0 | 0 | 0 | 11 | 11 | 13.7 | 289 | 2 | 0 |
| Kings Mills Memorial USARC | | Army Reserve | Kings Mills | 7 | 97,696 | 0 | 0 | 0 | 0 | 19 | 19 | 17.3 | 258 | 17 | 1 |
| Mansfield Lahm | R | Air Natl Guard | Mansfield | 28 | 282,979 | 0 | 0 | 0 | 0 | 0 | 227 | 79.4 | 959 | 171 | 0 |
| * McConnellsville Training Site | | Army Guard | Greensburg | 10 | 186,176 | 0 | 0 | 0 | 0 | 444 | 444 | 39.0 | 427 | 10 | 3 |
| MCRC Brook Park | | Marine Reserve | Brook Park | 4 | 55,186 | 0 | 0 | 0 | 0 | 11 | 11 | 11.6 | 208 | 0 | 0 |
| North Canton USARC/AMSA | | Army Reserve | North Canton | 3 | 66,263 | 0 | 0 | 0 | 0 | 10 | 10 | 15.3 | 398 | 15 | 0 |
| NOSC-MCRC Columbus | | Navy Reserve | Columbus | 12 | 147,750 | 0 | 0 | 0 | 0 | 24 | 24 | 31.8 | 818 | 0 | 0 |
| NOSC-MCRC Toledo | | Navy Reserve | Toledo | 3 | 52,591 | 0 | 0 | 0 | 0 | 14 | 14 | 13.0 | 293 | 0 | 0 |
| Ravenna AAP | | Army Active | Ravenna Arsenal | 172 | 670,004 | 0 | 0 | 0 | 0 | 1,280 | 1,280 | 139.8 | 0 | 0 | 31 |
| * Ravenna Tng and Log Site | | Army Guard | Newton Falls | 945 | 3,465,142 | 0 | 0 | 0 | 0 | 37,584 | 37,584 | 824.9 | 326 | 15 | 7 |
| Rickenbacker | R | Air Natl Guard | Lockbourne | 30 | 512,540 | 0 | 0 | 0 | 0 | 511 | 1,089 | 266.2 | 1,313 | 271 | 0 |
| * Rickenbacker (MTA) | R | Army Guard | Franklin | 17 | 284,810 | 0 | 0 | 0 | 0 | 126 | 126 | 97.0 | 1,008 | 68 | 66 |
| Rickenbacker USARC | | Army Reserve | Columbus | 1 | 57,036 | 0 | 0 | 0 | 0 | 31 | 35 | 14.1 | 298 | 5 | 0 |
| Springfield Beckley | R | Air Natl Guard | Springfield | 33 | 373,328 | 0 | 0 | 0 | 0 | 0 | 131 | 110.2 | 1,045 | 313 | 0 |
| Taylor Station Road USARC | | Army Reserve | Columbus | 3 | 79,980 | 0 | 0 | 0 | 0 | 10 | 10 | 14.1 | 601 | 10 | 2 |
| Toledo Area USAR | | Army Reserve | Toledo | 2 | 71,671 | 0 | 0 | 0 | 0 | 0 | 52 | 15.2 | 377 | 24 | 0 |
| Toledo/Exp Aprt | R | Air Natl Guard | Swanton | 37 | 334,039 | 0 | 0 | 0 | 0 | 0 | 135 | 93.3 | 1,002 | 243 | 0 |
| US Army Joint Sys Mfg Ctr, Lima | | Army Active | Lima | 37 | 1,612,459 | 0 | 0 | 0 | 0 | 370 | 370 | 290.9 | 3 | 3 | 769 |
| Wright-Patterson AFB | R | AF Active | Fairborn | 771 | 15,885,086 | 0 | 0 | 0 | 0 | 7,629 | 8,145 | 4,234.7 | 6,619 | 10,031 | 0 |
| Youngstown-Warren Regional Airport (Ars) | | AF Reserve | Youngstown | 62 | 616,462 | 0 | 0 | 0 | 0 | 567 | 658 | 188.7 | 1,360 | 174 | 0 |
| ** OTHER SITE(S) : 46 | | | | 103 | 901,664 | 9 | 161,145 | 0 | 0 | 359 | 801 | 218.3 | 3,999 | 91 | 9 |

* Sites having assets that are Federally funded (e.g., owned, lease, licence, permit) and State-owned interes

** US Locations that do not meet criteria of at least ten (10) Acres AND at least \$10M PRV. US Territories and Non-US Locations that do not meet criteria of at least ten (10) Acres OR at least \$10M PRV.

DEPARTMENT OF DEFENSE
Base Structure Report - As of 30 Sep 2006

| SITE | BRAC 2005 | COMPONENT | NAME NEAREST CITY | BUILDINGS | | | | | | ACRES OWNED | TOTAL ACRES | PRV (\$M) | MIL | CIV | OTHER | |
|--------------------------------------|--------------|----------------|-------------------------|--------------|-------------------|-----------|----------------|-----------|----------------|----------------|----------------|-----------------|---------------|---------------|--------------|--|
| | | | | OWNED | | LEASED | | OTHER | | | | | | | | |
| | | | | COUNT | SQFT | COUNT | SQFT | COUNT | SQFT | | | | | | | |
| Ohio Total: | | | | 2,389 | 30,826,464 | 9 | 161,145 | 0 | 0 | 50,105 | 52,343 | 7,633.0 | 23,376 | 11,549 | 936 | |
| Oklahoma | | | | | | | | | | | | | | | | |
| | R | AF Active | Altus | 1,009 | 4,102,399 | 0 | 0 | 0 | 0 | 4,087 | 7,054 | 1,272.9 | 1,596 | 1,329 | 0 | |
| * Camp Gruber Training Center | | Army Guard | Muskogee | 170 | 478,776 | 0 | 0 | 0 | 0 | 33,027 | 33,027 | 169.9 | 80 | 0 | 83 | |
| Fort Sill | R | Army Active | Lawton | 2,085 | 13,365,809 | 0 | 0 | 47 | 207,181 | 93,829 | 93,831 | 3,126.1 | 18,879 | 1,919 | 5,438 | |
| Kegelman Air Force Auxiliary Field | | AF Active | Jet | 7 | 9,457 | 0 | 0 | 0 | 0 | 1,066 | 1,285 | 45.2 | 0 | 0 | 0 | |
| McAlester AAP | R | Army Active | McAlester | 2,196 | 9,682,108 | 0 | 0 | 0 | 0 | 44,962 | 44,964 | 2,355.5 | 14 | 1,639 | 788 | |
| NOSC-MCRC Tulsa | C | Navy Reserve | Broken Arrow | 2 | 63,644 | 0 | 0 | 0 | 0 | 11 | 11 | 12.6 | 560 | 0 | 0 | |
| * Regional Trng Inst | | Army Guard | Oklahoma City | 7 | 221,798 | 0 | 0 | 1 | 6,000 | 33 | 33 | 41.5 | 357 | 3 | 7 | |
| Tinker AFB | R | AF Active | Midwest City | 691 | 15,709,544 | 0 | 0 | 2 | 8,340 | 3,947 | 4,881 | 3,580.3 | 8,812 | 13,497 | 0 | |
| Tinker Support Annex | | AF Active | Midwest City | 26 | 168,535 | 0 | 0 | 0 | 0 | 88 | 129 | 41.2 | 0 | 0 | 0 | |
| Tulsa IAP | R | Air Natl Guard | Tulsa | 41 | 368,113 | 0 | 0 | 0 | 0 | 0 | 80 | 99.4 | 1,120 | 252 | 0 | |
| Twaddle AFRC | C | Army Reserve | Oklahoma City | 9 | 151,030 | 0 | 0 | 0 | 0 | 26 | 105 | 29.6 | 716 | 25 | 3 | |
| Vance AFB | R | AF Active | Enid | 462 | 1,712,571 | 0 | 0 | 0 | 0 | 2,122 | 3,402 | 556.1 | 779 | 146 | 0 | |
| Willrogerswap | R | Air Natl Guard | Oklahoma City | 28 | 366,157 | 0 | 0 | 0 | 0 | 0 | 133 | 97.0 | 1,263 | 201 | 0 | |
| ** OTHER SITE(S) : 31 | | | | 60 | 406,653 | 4 | 4,920 | 3 | 39,959 | 686 | 756 | 94.7 | 2,081 | 44 | 1 | |
| Oklahoma Total: | | | | 6,793 | 46,806,594 | 4 | 4,920 | 53 | 261,480 | 183,884 | 189,691 | 11,522.1 | 36,257 | 19,055 | 6,320 | |
| Oregon | | | | | | | | | | | | | | | | |
| * Bend Cotef | | Army Guard | Bend | 5 | 83,492 | 0 | 0 | 0 | 0 | 160 | 160 | 17.7 | 0 | 0 | 200 | |
| * Biak Training Center | | Army Guard | Redmond | 3 | 28,194 | 0 | 0 | 0 | 0 | 94 | 31,410 | 10.5 | 0 | 20 | 2 | |
| Christmas Valley Radar Site | | AF Active | Christmas Valley | 4 | 45,846 | 0 | 0 | 0 | 0 | 0 | 2,656 | 34.3 | 0 | 0 | 0 | |
| Klamath Falls Airport-Kingsley Field | | Air Natl Guard | Klamath Falls | 68 | 451,515 | 0 | 0 | 0 | 0 | 29 | 1,062 | 153.5 | 781 | 172 | 0 | |
| NAVOBSPTCEN Portland | | Navy Reserve | Portland | 5 | 67,119 | 2 | 1,497 | 0 | 0 | 14 | 14 | 17.5 | 631 | 0 | 0 | |
| NAVWPNSYSTRAFAC Boardman | | Navy Active | Boardman | 9 | 20,058 | 0 | 0 | 0 | 0 | 56,543 | 62,871 | 21.5 | 0 | 0 | 0 | |
| Portland IAP | R | Air Natl Guard | Banks | 66 | 718,286 | 0 | 0 | 0 | 0 | 0 | 246 | 249.9 | 1,999 | 398 | 0 | |
| Umatilla Chem Depot | C | Army Active | Umatilla | 1,213 | 3,594,294 | 0 | 0 | 0 | 0 | 19,729 | 19,729 | 1,291.2 | 8 | 394 | 833 | |
| ** OTHER SITE(S) : 23 | | | | 47 | 223,530 | 8 | 20,934 | 0 | 0 | 7,307 | 287,494 | 133.6 | 2,564 | 104 | 176 | |
| Oregon Total: | | | | 1,420 | 5,232,334 | 10 | 22,431 | 0 | 0 | 83,876 | 405,642 | 1,929.8 | 5,983 | 1,088 | 1,211 | |
| Pennsylvania | | | | | | | | | | | | | | | | |
| Bristol Veterans Mem USARC | R | Army Reserve | Philadelphia | 2 | 39,049 | 0 | 0 | 0 | 0 | 17 | 17 | 11.0 | 232 | 2 | 0 | |
| Carlisle Barracks | | Army Active | Carlisle | 77 | 1,039,152 | 0 | 0 | 246 | 661,455 | 467 | 467 | 341.1 | 682 | 627 | 671 | |
| Chap L J Sabalis Mem USARC | | Army Reserve | Sugar Notch | 2 | 48,293 | 0 | 0 | 0 | 0 | 20 | 20 | 10.7 | 313 | 6 | 0 | |

* Sites having assets that are Federally funded (e.g., owned, lease, licence, permit) and State-owned interes

** US Locations that do not meet criteria of at least ten (10) Acres AND at least \$10M PRV. US Territories and Non-US Locations that do not meet criteria of at least ten (10) Acres OR at least \$10M PRV.

DEPARTMENT OF DEFENSE
Base Structure Report - As of 30 Sep 2006

| SITE | BRAC 2005 | COMPONENT | NAME NEAREST CITY | BUILDINGS | | | | | | ACRES OWNED | TOTAL ACRES | PRV (\$M) | MIL | CIV | OTHER |
|-------------------------------------|--------------|----------------|-------------------------|--------------|-------------------|-----------|----------------|------------|----------------|----------------|----------------|----------------|---------------|---------------|--------------|
| | | | | OWNED | | LEASED | | OTHER | | | | | | | |
| | | | | COUNT | SQFT | COUNT | SQFT | COUNT | SQFT | | | | | | |
| Charles E Kelly Spt Facility | C | Army Reserve | Pittsburgh | 46 | 244,827 | 0 | 0 | 0 | 0 | 126 | 126 | 51.0 | 354 | 64 | 88 |
| Defense Distrib Depot Susq | R | Army Active | New Cumberland | 138 | 6,020,110 | 0 | 0 | 0 | 0 | 849 | 849 | 872.5 | 844 | 256 | 138 |
| Det Phil Annex PNBC | R | Navy Active | Philadelphia | 56 | 2,419,530 | 0 | 0 | 0 | 0 | 262 | 262 | 656.5 | 0 | 0 | 0 |
| Det Philadelphia PA | R | Navy Active | Philadelphia | 49 | 2,284,391 | 0 | 0 | 0 | 0 | 134 | 134 | 500.5 | 0 | 197 | 0 |
| ECS / AMSA #103 (G) | | Army Reserve | Meadville | 2 | 56,181 | 0 | 0 | 0 | 0 | 11 | 11 | 14.8 | 0 | 45 | 0 |
| Edgemont USARC / AMSA #31 (G) | | Army Reserve | Edgemont | 5 | 62,376 | 0 | 0 | 0 | 0 | 49 | 49 | 21.5 | 535 | 19 | 0 |
| Finleyville NIKE-PI-43 | | Army Reserve | Elrama | 13 | 44,752 | 0 | 0 | 0 | 0 | 128 | 128 | 11.3 | 0 | 0 | 0 |
| Fort Indiantown Gap AGS | | Air Natl Guard | Annville | 59 | 185,599 | 0 | 0 | 0 | 0 | 0 | 190 | 41.3 | 571 | 81 | 0 |
| * Fort Indiantown Gap Training Site | | Army Guard | Lebanon | 714 | 3,377,010 | 0 | 0 | 0 | 0 | 17,222 | 17,222 | 841.2 | 3,521 | 903 | 847 |
| * Fort Mifflin | | Army Guard | Chester | 9 | 60,361 | 0 | 0 | 0 | 0 | 27 | 27 | 11.0 | 0 | 10 | 3 |
| Fort Ritchie Raven Rock Site | | Army Active | Waynesboro | 54 | 480,024 | 0 | 0 | 0 | 0 | 717 | 717 | 140.1 | 12 | 119 | 1 |
| Greencastle USARC / AMSA #113 | | Army Reserve | Greencastle | 5 | 39,360 | 0 | 0 | 0 | 0 | 31 | 31 | 10.7 | 51 | 12 | 0 |
| Harrisburg IAP (ANG) | | Air Natl Guard | Harrisburg | 31 | 293,169 | 1 | 15,077 | 0 | 0 | 0 | 42 | 81.5 | 1,092 | 241 | 0 |
| Johnstown Aviation Support Fac | | Army Reserve | Johnstown | 8 | 203,997 | 0 | 0 | 0 | 0 | 0 | 126 | 80.8 | 69 | 2 | 0 |
| Letterkenny Army Depot | R | Army Active | Chambersburg | 1,326 | 4,742,950 | 13 | 463,508 | 1 | 3,740 | 18,660 | 18,668 | 1,478.8 | 3 | 1,559 | 1,147 |
| NAVSUPPACT Mechanicsburg | R | Navy Active | Mechanicsburg | 144 | 8,714,092 | 0 | 0 | 0 | 0 | 818 | 818 | 1,099.1 | 0 | 38 | 0 |
| NMCRS Pittsburg | R | Navy Reserve | Pittsburgh | 3 | 74,116 | 0 | 0 | 0 | 0 | 13 | 13 | 15.2 | 463 | 0 | 0 |
| North Penn USARC | C | Army Reserve | Center Square | 7 | 54,817 | 0 | 0 | 0 | 0 | 19 | 19 | 14.0 | 257 | 5 | 0 |
| Philadelphia PA NH CSO | | Navy Active | Philadelphia | 49 | 695,379 | 0 | 0 | 0 | 0 | 49 | 49 | 198.0 | 0 | 0 | 0 |
| Pittsburgh IAP (ANG) | | Air Natl Guard | Coraopolis | 30 | 390,953 | 0 | 0 | 0 | 0 | 0 | 179 | 125.1 | 1,298 | 294 | 0 |
| Pittsburgh IAP-ARS | R | AF Reserve | Moon Township | 52 | 483,762 | 3 | 34,507 | 0 | 0 | 12 | 181 | 133.8 | 1,188 | 119 | 0 |
| Scranton AAP | | Army Active | Scranton | 7 | 386,157 | 0 | 0 | 0 | 0 | 15 | 15 | 96.2 | 0 | 8 | 402 |
| State College ANG Station | | Air Natl Guard | State College | 5 | 44,221 | 0 | 0 | 0 | 0 | 0 | 23 | 11.6 | 135 | 18 | 0 |
| T/Sgt Vernon Mcgarity USARC | R | Army Reserve | Pittsburgh | 3 | 151,981 | 0 | 0 | 0 | 0 | 1 | 36 | 35.5 | 1,004 | 142 | 0 |
| Tobyhanna Army Depot | R | Army Active | Scranton | 140 | 4,494,398 | 0 | 0 | 0 | 0 | 1,296 | 1,296 | 858.5 | 203 | 4,170 | 861 |
| Warminster PA NAWC-AD CSO | | Navy Active | Warminster | 62 | 1,410,380 | 0 | 0 | 0 | 0 | 461 | 542 | 419.1 | 0 | 0 | 0 |
| Willow Grove | | AF Reserve | Elizabethtown | 53 | 631,051 | 0 | 0 | 0 | 0 | 162 | 170 | 207.6 | 2,062 | 305 | 0 |
| Willow Grove | C | Navy Active | Willow Grove | 120 | 1,126,842 | 0 | 0 | 0 | 0 | 884 | 967 | 463.6 | 4,043 | 4,457 | 0 |
| ** OTHER SITE(S) : 92 | | | | 292 | 2,623,206 | 12 | 270,341 | 1 | 12,000 | 1,143 | 19,408 | 887.6 | 8,801 | 253 | 0 |
| Pennsylvania Total: | | | | 3,563 | 42,922,486 | 29 | 783,433 | 248 | 677,195 | 43,592 | 62,802 | 9,741.3 | 27,733 | 13,952 | 4,158 |
| Puerto Rico | | | | | | | | | | | | | | | |
| 1Lt P.Lavergne/Bayamon | C | Army Reserve | Bayamon | 4 | 33,550 | 0 | 0 | 0 | 0 | 7 | 7 | 11.3 | 134 | 6 | 0 |
| AMSA #161 (G) | | Army Reserve | Guaynabo | 2 | 40,400 | 0 | 0 | 0 | 0 | 7 | 7 | 12.1 | 0 | 0 | 15 |
| * Army Aviation Support Facility | | Army Guard | San Juan | 0 | 0 | 0 | 0 | 0 | 0 | 14 | 14 | 0.0 | 0 | 0 | 0 |
| Cabeza De Perro | | Navy Active | Naguabo | | | | | | | 29 | 29 | 0.0 | 0 | 0 | 0 |

* Sites having assets that are Federally funded (e.g., owned, lease, licence, permit) and State-owned interes

** US Locations that do not meet criteria of at least ten (10) Acres AND at least \$10M PRV. US Territories and Non-US Locations that do not meet criteria of at least ten (10) Acres OR at least \$10M PRV.

DEPARTMENT OF DEFENSE
Base Structure Report - As of 30 Sep 2006

| SITE | BRAC 2005 | COMPONENT | NAME NEAREST CITY | BUILDINGS | | | | | | ACRES OWNED | TOTAL ACRES | PRV (\$M) | MIL | CIV | OTHER |
|---|--------------|----------------|---------------------------|--------------|------------------|----------|----------|-----------|----------------|----------------|----------------|----------------|--------------|--------------|--------------|
| | | | | OWNED | | LEASED | | OTHER | | | | | | | |
| | | | | COUNT | SQFT | COUNT | SQFT | COUNT | SQFT | | | | | | |
| CPT E.Rubio Jr. Puerto Nuevo | R | Army Reserve | Puerto Nuevo | 6 | 83,633 | 0 | 0 | 0 | 0 | 63 | 63 | 27.4 | 917 | 53 | 0 |
| Fort Allen Puerto Rico | | Navy Active | Juana Diaz | 2 | 7,467 | 0 | 0 | 0 | 0 | 0 | 117 | 3.5 | 0 | 0 | 0 |
| Fort Buchanan | R | Army Reserve | Guaynabo | 379 | 2,033,021 | 0 | 0 | 5 | 29,470 | 746 | 746 | 727.2 | 2,163 | 620 | 1,399 |
| * Ft Allen Rq 177 | R | Army Guard | Juana Diaz | 101 | 366,476 | 0 | 0 | 0 | 0 | 0 | 776 | 148.9 | 741 | 7 | 0 |
| Isabela Puerto Rico | | Navy Active | Isabela | 8 | 36,604 | 0 | 0 | 0 | 0 | 413 | 413 | 18.8 | 0 | 0 | 0 |
| Lajas Radar Site (Tars #16) | | AF Active | Lajas | 7 | 10,064 | 0 | 0 | 0 | 0 | 0 | 23 | 11.5 | 0 | 0 | 0 |
| LF Tran Site Aguada | | Navy Active | Aguada | 2 | 14,529 | 0 | 0 | 0 | 0 | 388 | 388 | 8.5 | 0 | 0 | 0 |
| LTC H.G. Pesquera/Ft Allen | | Army Reserve | Juana Diaz | 4 | 102,399 | 0 | 0 | 0 | 0 | 40 | 40 | 24.9 | 532 | 62 | 4 |
| Luis Munoz Marin IAP | | Air Natl Guard | San Juan | 40 | 348,942 | 0 | 0 | 0 | 0 | 0 | 95 | 146.2 | 895 | 205 | 0 |
| MCRC San Juan | | Marine Reserve | San Juan | 4 | 111,421 | 0 | 0 | 0 | 0 | 23 | 23 | 47.6 | 0 | 0 | 0 |
| * MTA Camp Santiago Rq 577 | | Army Guard | Salinas | 354 | 787,252 | 0 | 0 | 3 | 45,000 | 11,930 | 11,930 | 279.3 | 525 | 3 | 96 |
| NAVACT Puerto Rico | | Navy Active | Roosevelt, San Juan | 1,238 | 4,947,414 | 0 | 0 | 1 | 52,255 | 8,193 | 8,239 | 1,838.3 | 393 | 1 | 0 |
| NSGA Sabana Seca | | Navy Active | Sabana Seca, Manati | 164 | 455,426 | 0 | 0 | 0 | 0 | 2,778 | 2,927 | 159.8 | 0 | 0 | 0 |
| Pico Del Este-AFWTF | | Navy Active | NAVSTA Roosevelt Roads | 9 | 20,063 | 0 | 0 | 0 | 0 | | | 16.6 | 0 | 0 | 0 |
| Pineros Island | | Navy Active | NAVSTA Roosevelt Roads | | | | | | | 325 | 325 | 0.0 | 0 | 0 | 0 |
| Punta Borinquen Radar Site | | Air Natl Guard | Aguadilla | 10 | 53,235 | 0 | 0 | 0 | 0 | 6 | 6 | 18.9 | 0 | 0 | 0 |
| Punta Salinas Radar Site | | Air Natl Guard | Catano, Catano | 17 | 52,202 | 0 | 0 | 0 | 0 | 30 | 30 | 20.1 | 212 | 32 | 0 |
| Ramey AF Solar Observatory Research Site | | AF Active | Isabela | 6 | 6,196 | 0 | 0 | 0 | 0 | 74 | 81 | 2.3 | 0 | 0 | 0 |
| Ramey USARC/Aquadilla | R | Army Reserve | Aguadilla | 5 | 67,490 | 0 | 0 | 0 | 0 | 59 | 59 | 19.2 | 661 | 9 | 0 |
| Roosevelt Rds Nav Sta USARC | R | Army Reserve | NAVSTA Roosevelt Roads | 4 | 56,325 | 0 | 0 | 0 | 0 | 0 | 3 | 16.6 | 522 | 11 | 0 |
| Salinas Receiver Site | | Navy Active | Salinas, Salinas | 2 | 8,011 | 0 | 0 | 0 | 0 | 249 | 249 | 4.0 | 0 | 0 | 0 |
| Vieques West | | Navy Active | Vieques, Vieques | | | | | | | 122 | 122 | 0.0 | 0 | 0 | 0 |
| Vieques West P Rico | | Navy Active | Vieques, Vieques | 1 | 7,395 | 0 | 0 | 0 | 0 | 386 | 386 | 5.0 | 0 | 0 | 0 |
| ** OTHER SITE(S) : 14 | | | | 24 | 117,773 | 0 | 0 | 1 | 5,179 | 24 | 24 | 39.3 | 973 | 10 | 0 |
| Puerto Rico Total: | | | | 2,393 | 9,767,288 | 0 | 0 | 10 | 131,904 | 25,908 | 27,124 | 3,607.2 | 8,668 | 1,019 | 1,514 |

Rhode Island

| | | | | | | | | | | | | | | | |
|---------------------------|--|----------------|----------------|-----|-----------|---|---|---|---|-----|-----|-------|-----|---|---|
| * Camp Fogarty Tng Site | | Army Guard | East Greenwich | 29 | 118,867 | 0 | 0 | 0 | 0 | 0 | 374 | 54.3 | 927 | 5 | 3 |
| Coventry ANG Station | | Air Natl Guard | Coventry | 12 | 54,439 | 0 | 0 | 0 | 0 | 17 | 17 | 13.5 | 0 | 0 | 0 |
| Davisville CBC CO | | Navy Active | Davisville | 161 | 2,752,872 | 0 | 0 | 0 | 0 | 910 | 910 | 586.7 | 0 | 0 | 0 |
| Davisville Family Housing | | Army Reserve | Davisville | 21 | 106,278 | 0 | 0 | 0 | 0 | 14 | 14 | 12.3 | 0 | 0 | 0 |
| Fort Adams | | Navy Active | Newport | 46 | 261,683 | 0 | 0 | 0 | 0 | 25 | 25 | 35.6 | 0 | 0 | 0 |
| Gould Island | | Navy Active | Jamestown | 1 | 28,155 | 0 | 0 | 0 | 0 | 13 | 13 | 14.0 | 0 | 0 | 0 |

* Sites having assets that are Federally funded (e.g., owned, lease, licence, permit) and State-owned interes

** US Locations that do not meet criteria of at least ten (10) Acres AND at least \$10M PRV. US Territories and Non-US Locations that do not meet criteria of at least ten (10) Acres OR at least \$10M PRV.

DEPARTMENT OF DEFENSE
Base Structure Report - As of 30 Sep 2006

| SITE | BRAC 2005 | COMPONENT | NAME NEAREST CITY | BUILDINGS | | | | | | ACRES OWNED | TOTAL ACRES | PRV (\$M) | MIL | CIV | OTHER |
|---------------------------------------|--------------|----------------|-------------------------|--------------|-------------------|-----------|----------------|--------------|------------------|----------------|----------------|----------------|---------------|--------------|--------------|
| | | | | OWNED | | LEASED | | OTHER | | | | | | | |
| | | | | COUNT | SQFT | COUNT | SQFT | COUNT | SQFT | | | | | | |
| Melville | | Navy Active | Newport | 37 | 74,033 | 0 | 0 | 0 | 0 | 0 | 24 | 161.4 | 0 | 0 | 0 |
| NAVSTA Newport | R | Navy Active | Newport | 272 | 5,615,966 | 0 | 0 | 2 | 20,000 | 1,388 | 1,450 | 1,648.9 | 3,476 | 3,383 | 0 |
| NMCRC Providence | | Navy Reserve | Providence | 2 | 68,222 | 0 | 0 | 0 | 0 | 20 | 20 | 15.5 | 155 | 0 | 0 |
| North Smithfield ANG Station | | Air Natl Guard | Slatersville | 8 | 63,810 | 0 | 0 | 0 | 0 | 34 | 34 | 15.8 | 204 | 23 | 0 |
| Quonset Air Guard Base | R | Air Natl Guard | North Kingstown | 31 | 442,298 | 0 | 0 | 1 | 1,762 | 0 | 103 | 148.2 | 924 | 169 | 0 |
| ** OTHER SITE(S) : 16 | | | | 582 | 2,472,095 | 1 | 10,989 | 0 | 0 | 120 | 147 | 383.8 | 1,141 | 29 | 4 |
| Rhode Island Total: | | | | 1,202 | 12,058,718 | 1 | 10,989 | 3 | 21,762 | 2,541 | 3,131 | 3,090.0 | 6,827 | 3,609 | 7 |
| South Carolina | | | | | | | | | | | | | | | |
| Charleston | R | Navy Active | Goose Creek | 1,318 | 7,931,768 | 0 | 0 | 3 | 17,384 | 16,010 | 17,160 | 1,527.1 | 6,395 | 3,427 | 0 |
| Charleston AFB | R | AF Active | Charleston | 765 | 4,329,834 | 0 | 0 | 0 | 0 | 3,007 | 3,733 | 1,148.8 | 6,007 | 700 | 0 |
| Charleston Defense Fuel Support Point | | AF Active | Hanahan | 6 | 3,623 | 0 | 0 | 0 | 0 | 44 | 56 | 52.2 | 0 | 0 | 0 |
| Fort Jackson | R | Army Active | Columbia | 1,288 | 10,937,092 | 0 | 0 | 44 | 291,720 | 52,301 | 52,301 | 2,211.5 | 26,178 | 1,825 | 5,565 |
| Hunley Park Military Family Housing | | AF Active | North Charleston | 152 | 438,462 | 0 | 0 | 0 | 0 | 271 | 271 | 56.2 | 0 | 0 | 0 |
| L B Housing | | Marine Active | Laurel Bay | 11 | 56,691 | 0 | 0 | 1 | 38,923 | 753 | 753 | 59.8 | 0 | 0 | 0 |
| Laurel Bay | | Marine Active | Laurel Bay | 3 | 33,835 | 0 | 0 | 0 | 0 | 324 | 324 | 13.5 | 0 | 0 | 0 |
| MCAS Beaufort | R | Marine Active | Beaufort | 285 | 2,462,120 | 1 | 100 | 1 | 703 | 5,773 | 6,349 | 1,107.3 | 3,880 | 1,322 | 0 |
| McEntire ANG Station | R | Air Natl Guard | Eastover | 85 | 721,737 | 0 | 0 | 0 | 0 | 2,344 | 2,473 | 230.3 | 1,206 | 266 | 0 |
| * McEntire ANGS | | Army Guard | Eastover | 27 | 329,246 | 0 | 0 | 0 | 0 | 208 | 208 | 102.4 | 942 | 126 | 82 |
| MCRD Beaufort Parris Island | | Marine Active | Parris Island | 314 | 3,501,288 | 0 | 0 | 1 | 1,609 | 8,036 | 8,069 | 943.3 | 2,328 | 443 | 0 |
| * MTA Clarks Hill Reservation | | Army Guard | Plum Branch | 34 | 39,462 | 0 | 0 | 0 | 0 | 735 | 735 | 11.6 | 0 | 0 | 4 |
| Myrtle Beach Air Force Base | | AF Active | Myrtle Beach | 91 | 478,069 | 0 | 0 | 0 | 0 | 1,882 | 2,112 | 201.8 | 0 | 0 | 0 |
| N Charleston USARC/AMSA #121 | | Army Reserve | Goose Creek | 3 | 79,878 | 0 | 0 | 0 | 0 | 16 | 16 | 14.5 | 0 | 0 | 0 |
| NH Beaufort | | Navy Active | Beaufort | 20 | 460,824 | 1 | 64 | 0 | 0 | 126 | 127 | 153.2 | 0 | 0 | 0 |
| NH Charleston | | Navy Active | Charleston | 3 | 399,836 | 0 | 0 | 0 | 0 | 23 | 24 | 112.5 | 448 | 0 | 0 |
| North Air Force Auxiliary Field | | AF Active | North | 5 | 29,195 | 0 | 0 | 0 | 0 | 2,277 | 2,392 | 99.8 | 0 | 15 | 0 |
| North Yard | | Navy Active | North Charleston | 11 | 278,808 | 0 | 0 | 0 | 0 | 21 | 21 | 44.3 | 0 | 0 | 0 |
| Shaw AFB | R | AF Active | Sumter | 1,253 | 5,518,723 | 0 | 0 | 0 | 0 | 3,310 | 3,406 | 1,080.6 | 5,166 | 549 | 1 |
| Short Stay | | Navy Active | Moncks Corner | 46 | 63,154 | 0 | 0 | 0 | 0 | 0 | 57 | 14.3 | 0 | 0 | 0 |
| ** OTHER SITE(S) : 56 | | | | 119 | 551,105 | 29 | 226,229 | 1,605 | 2,203,265 | 12,804 | 12,967 | 395.4 | 3,224 | 77 | 8 |
| South Carolina Total: | | | | 5,839 | 38,644,750 | 31 | 226,393 | 1,655 | 2,553,604 | 110,264 | 113,553 | 9,580.5 | 55,774 | 8,750 | 5,660 |
| South Dakota | | | | | | | | | | | | | | | |
| Dakota Ridge Family Housing Annex | | AF Active | Rapid City | 0 | 0 | 200 | 420,679 | 1 | 2,135 | 0 | 50 | 41.7 | 0 | 0 | 0 |

* Sites having assets that are Federally funded (e.g., owned, lease, licence, permit) and State-owned interes

** US Locations that do not meet criteria of at least ten (10) Acres AND at least \$10M PRV. US Territories and Non-US Locations that do not meet criteria of at least ten (10) Acres OR at least \$10M PRV.

DEPARTMENT OF DEFENSE
Base Structure Report - As of 30 Sep 2006

| SITE | BRAC 2005 | COMPONENT | NAME NEAREST CITY | BUILDINGS | | | | | | ACRES OWNED | TOTAL ACRES | PRV (\$M) | MIL | CIV | OTHER |
|---------------------------------|--------------|----------------|-------------------------|--------------|-------------------|------------|----------------|------------|------------------|----------------|----------------|----------------|---------------|--------------|--------------|
| | | | | OWNED | | LEASED | | OTHER | | | | | | | |
| | | | | COUNT | SQFT | COUNT | SQFT | COUNT | SQFT | | | | | | |
| Ellsworth AFB | | AF Active | Box Elder | 1,014 | 7,562,941 | 3 | 15,419 | 0 | 0 | 5,416 | 6,259 | 2,029.0 | 3,297 | 421 | 0 |
| Joe Foss Field | R | Air Natl Guard | Sioux Falls | 35 | 388,247 | 0 | 0 | 0 | 0 | 0 | 217 | 114.0 | 963 | 231 | 0 |
| * Sioux Falls - Armory Foss Fld | | Army Guard | Sioux Falls | 0 | 0 | 0 | 0 | 3 | 127,694 | 10 | 10 | 28.5 | 486 | 2 | 20 |
| ** OTHER SITE(S) : 71 | | | | 14 | 71,412 | 11 | 173,413 | 0 | 0 | 2,519 | 9,930 | 85.9 | 2,312 | 133 | 23 |
| South Dakota Total: | | | | 1,063 | 8,022,600 | 214 | 609,511 | 4 | 129,829 | 7,945 | 16,466 | 2,299.0 | 7,058 | 787 | 43 |
| Tennessee | | | | | | | | | | | | | | | |
| Arnold Air Station | | AF Active | Manchester | 297 | 2,758,420 | 0 | 0 | 9 | 7,656 | 39,002 | 39,081 | 2,621.0 | 78 | 190 | 0 |
| Fort Campbell | R | Army Active | Clarksville | 754 | 6,145,453 | 0 | 0 | 777 | 2,183,616 | 68,604 | 68,604 | 1,838.1 | 0 | 14 | 0 |
| Holston AAP | R | Army Active | Kingsport | 437 | 2,396,186 | 0 | 0 | 2 | 18,300 | 6,118 | 6,118 | 664.0 | 1 | 19 | 741 |
| Lyell AFRC/AMSA #153(G) | | Army Reserve | Nashville | 8 | 106,436 | 0 | 0 | 0 | 0 | 14 | 14 | 20.4 | 831 | 31 | 2 |
| McGhee Tyson Airport | R | Air Natl Guard | Knoxville | 76 | 747,050 | 0 | 0 | 0 | 0 | 0 | 345 | 188.5 | 1,150 | 257 | 0 |
| Memphis IAP | | Air Natl Guard | Memphis | 32 | 384,675 | 0 | 0 | 0 | 0 | 0 | 221 | 113.9 | 1,180 | 359 | 0 |
| Milan AAP | R | Army Active | Milan | 1,456 | 3,730,481 | 0 | 0 | 0 | 0 | 22,357 | 22,357 | 1,117.1 | 1 | 20 | 552 |
| Nashville IAP | R | Air Natl Guard | Nashville | 36 | 430,160 | 0 | 0 | 0 | 0 | 2 | 90 | 108.7 | 1,204 | 229 | 0 |
| NAVSUPPACT Midsouth Memph | R | Navy Active | Millington | 572 | 3,593,276 | 1 | 2,372 | 29 | 41,334 | 1,479 | 1,875 | 730.8 | 4,915 | 1,422 | 12 |
| NSA Millington USARC | | Army Reserve | Millington | 0 | 0 | 0 | 0 | 9 | 133,991 | 0 | 20 | 24.9 | 1,007 | 14 | 3 |
| NSWC Carderock Div | | Navy Active | Memphis | 5 | 462,918 | 0 | 0 | 0 | 0 | 61 | 147 | 78.7 | 272 | 0 | 0 |
| Volunteer AAP | R | Army Active | Tyner | 3 | 55,191 | 0 | 0 | 0 | 0 | 249 | 249 | 27.0 | 0 | 0 | 332 |
| * VTS Milan | | Army Guard | Milan | 76 | 229,426 | 0 | 0 | 0 | 0 | 2,568 | 2,568 | 50.9 | 204 | 0 | 39 |
| * VTS Smyrna | | Army Guard | Smyrna | 53 | 519,634 | 0 | 0 | 0 | 0 | 830 | 830 | 140.1 | 1,136 | 185 | 145 |
| * VTS Tullahoma | | Army Guard | Tullahoma | 57 | 72,899 | 0 | 0 | 0 | 0 | 6,700 | 6,700 | 35.5 | 45 | 3 | 30 |
| ** OTHER SITE(S) : 22 | | | | 117 | 4,292,734 | 2 | 37,935 | 1 | 18,671 | 518 | 887 | 543.1 | 3,173 | 109 | 3 |
| Tennessee Total: | | | | 3,979 | 25,924,939 | 3 | 40,307 | 827 | 2,403,568 | 148,502 | 150,106 | 8,302.5 | 15,197 | 2,852 | 1,859 |
| Texas | | | | | | | | | | | | | | | |
| Air Force Plant 4 | | AF Active | Fort Worth | 73 | 5,559,962 | 0 | 0 | 0 | 0 | 636 | 727 | 1,170.7 | 10 | 7 | 0 |
| ALF Cabaniss | | Navy Active | Corpus Christi | 3 | 3,748 | 0 | 0 | 0 | 0 | 931 | 953 | 58.4 | 0 | 0 | 0 |
| ALF Orange | | Navy Active | Orange Grove | 10 | 14,967 | 0 | 0 | 0 | 0 | 1,596 | 1,596 | 86.7 | 0 | 0 | 0 |
| ALF Waldron | | Navy Active | Corpus Christi | 2 | 4,000 | 0 | 0 | 0 | 0 | 901 | 903 | 66.6 | 0 | 0 | 0 |
| Austin Memorial AFRC | | Army Reserve | Camp Mabry | 3 | 72,525 | 0 | 0 | 0 | 0 | 11 | 13 | 14.1 | 357 | 16 | 0 |
| * Bergstrom - (Abia) | | Army Guard | Austin | 0 | 0 | 7 | 170,221 | 0 | 0 | 0 | 70 | 52.5 | 566 | 62 | 0 |
| Brooks | C | AF Active | San Antonio | 0 | 0 | 133 | 1,750,298 | 3 | 29,253 | 0 | 280 | 380.8 | 987 | 1,154 | 0 |
| Camp Bullis | R | Army Active | Leon Springs | 254 | 384,837 | 0 | 0 | 9 | 105,426 | 27,993 | 27,993 | 132.1 | 769 | 3 | 50 |
| Camp Bullis Training Annex | | AF Active | San Antonio | 11 | 111,113 | 2 | 4,604 | 0 | 0 | 47 | 47 | 26.5 | 48 | 0 | 0 |
| Camp Stanley Stor Actv | | Army Active | San Antonio | 183 | 676,709 | 0 | 0 | 0 | 0 | 4,000 | 4,000 | 153.5 | 0 | 0 | 0 |

* Sites having assets that are Federally funded (e.g., owned, lease, licence, permit) and State-owned interests

** US Locations that do not meet criteria of at least ten (10) Acres AND at least \$10M PRV. US Territories and Non-US Locations that do not meet criteria of at least ten (10) Acres OR at least \$10M PRV.

DEPARTMENT OF DEFENSE
Base Structure Report - As of 30 Sep 2006

| SITE | BRAC 2005 | COMPONENT | NAME NEAREST CITY | BUILDINGS | | | | | | ACRES OWNED | TOTAL ACRES | PRV (\$M) | MIL | CIV | OTHER |
|-------------------------------------|--------------|----------------|-------------------------|-----------|------------|--------|-----------|-------|------------|----------------|----------------|-----------|--------|-------|--------|
| | | | | OWNED | | LEASED | | OTHER | | | | | | | |
| | | | | COUNT | SQFT | COUNT | SQFT | COUNT | SQFT | | | | | | |
| * Camp Swift | | Army Guard | Austin | 78 | 208,742 | 0 | 0 | 0 | 0 | 11,715 | 11,715 | 57.2 | 95 | 6 | 57 |
| Carswell AFB | | AF Active | Fort Worth | 21 | 38,619 | 0 | 0 | 3 | 3,632 | 1,949 | 2,299 | 12.4 | 986 | 176 | 0 |
| Carswell Ammunition Storage Annex | | AF Active | Fort Worth | 22 | 40,880 | 0 | 0 | 0 | 0 | 247 | 250 | 11.8 | 0 | 0 | 0 |
| Conroe USARC/ASF 62 | | Army Reserve | Conroe | 8 | 111,688 | 0 | 0 | 0 | 0 | 0 | 44 | 40.2 | 449 | 72 | 0 |
| Corpus Christi #2 AFRC | | Army Reserve | Corpus Christi | 2 | 47,500 | 0 | 0 | 2 | 24,135 | 0 | 142 | 13.7 | 68 | 17 | 0 |
| Dallas | | Navy Active | Dallas | 82 | 4,495,310 | 0 | 0 | 0 | 0 | 315 | 315 | 930.4 | 0 | 0 | 0 |
| Dallas TX NAS CSO | | Navy Active | Dallas | 78 | 573,571 | 3 | 10,836 | 0 | 0 | 55 | 732 | 284.1 | 97 | 0 | 0 |
| Dixie Target Range | | Navy Active | Tilden | 10 | 21,499 | 0 | 0 | 0 | 0 | 6,761 | 7,825 | 23.6 | 0 | 0 | 0 |
| Dyess AFB | R | AF Active | Abilene | 1,036 | 5,095,086 | 0 | 0 | 0 | 0 | 5,304 | 6,342 | 1,492.4 | 5,368 | 372 | 0 |
| Eldorado AFS | | AF Active | El Dorado | 6 | 114,357 | 0 | 0 | 0 | 0 | 119 | 129 | 26.7 | 0 | 0 | 0 |
| Ellington Field | R | Air Natl Guard | Genoa | 55 | 532,683 | 0 | 0 | 1 | 1,023 | 213 | 213 | 121.1 | 993 | 235 | 0 |
| * Ellington Field | C | Army Guard | Houston | 2 | 7,510 | 6 | 83,149 | 0 | 0 | 0 | 15 | 22.5 | 489 | 77 | 66 |
| Fort Bliss | R | Army Active | El Paso | 1,378 | 11,719,785 | 301 | 556,613 | 2,202 | 4,658,579 | 122,127 | 122,129 | 4,573.6 | 15,924 | 2,367 | 5,795 |
| Fort Hood | R | Army Active | Killeen | 2,170 | 20,177,112 | 321 | 1,088,407 | 3,065 | 10,250,196 | 209,487 | 220,061 | 6,466.4 | 50,999 | 3,641 | 11,057 |
| Fort Sam Houston | R | Army Active | Texarkana | 359 | 9,068,878 | 5 | 280,701 | 996 | 2,596,714 | 2,935 | 2,935 | 2,381.6 | 13,851 | 4,739 | 5,299 |
| * Fort Wolters | | Army Guard | Mineral Wells | 52 | 105,768 | 0 | 0 | 0 | 0 | 3,990 | 3,990 | 37.9 | 135 | 7 | 240 |
| * Fort Worth - Shoreview | | Army Guard | Fort Worth | 0 | 0 | 13 | 72,594 | 0 | 0 | 0 | 0 | 11.2 | 279 | 10 | 0 |
| Goodfellow 801 Leased Housing Annex | | AF Active | San Angelo | 0 | 0 | 90 | 276,810 | 0 | 0 | 0 | 40 | 24.4 | 0 | 0 | 0 |
| Goodfellow AFB | | AF Active | San Angelo | 204 | 2,418,872 | 0 | 0 | 0 | 0 | 1,116 | 1,119 | 553.7 | 1,532 | 552 | 0 |
| Grand Prairie Reserve Complex | R | Army Reserve | Grand Prairie | 33 | 402,365 | 0 | 0 | 0 | 0 | 68 | 68 | 71.6 | 1,234 | 20 | 1 |
| Hensley Field Air Guard Station | | Air Natl Guard | Dallas | 0 | 0 | 7 | 62,601 | 0 | 0 | 0 | 23 | 11.6 | 0 | 0 | 0 |
| Hondo Municipal Airport | | AF Active | Hondo | 7 | 1,968 | 1 | 33,800 | 0 | 0 | 0 | 867 | 104.5 | 0 | 0 | 0 |
| * Houston - Westheimer | | Army Guard | Houston | 3 | 80,915 | 0 | 0 | 0 | 0 | 29 | 29 | 14.7 | 439 | 8 | 0 |
| Houston USARC #2 | C | Army Reserve | Houston | 5 | 71,781 | 0 | 0 | 0 | 0 | 12 | 12 | 13.5 | 684 | 29 | 0 |
| Ingleside | C | Navy Active | Ingleside | 83 | 846,952 | 1 | 10,640 | 0 | 0 | 913 | 915 | 238.1 | 2,271 | 140 | 0 |
| Kelly Air Force Base | | AF Active | San Antonio | 215 | 8,362,905 | 123 | 2,451,368 | 0 | 0 | 1,608 | 1,614 | 1,939.0 | 41 | 39 | 0 |
| Kelly Field Annex | | AF Active | Ackerly | 136 | 2,120,058 | 0 | 0 | 0 | 0 | 2,134 | 2,789 | 678.5 | 790 | 244 | 0 |
| Lackland AFB | R | AF Active | San Antonio | 782 | 10,284,527 | 0 | 0 | 0 | 0 | 2,712 | 2,719 | 2,215.0 | 11,799 | 4,327 | 0 |
| Lackland Training Annex | | AF Active | San Antonio | 299 | 1,489,841 | 0 | 0 | 0 | 0 | 4,017 | 4,017 | 370.9 | 2 | 0 | 0 |
| Laughlin AFB | R | AF Active | Del Rio | 501 | 2,601,726 | 0 | 0 | 0 | 0 | 4,101 | 4,524 | 762.2 | 970 | 898 | 0 |
| Laughlin AFB Aux 1 | | AF Active | Spofford | 7 | 4,036 | 0 | 0 | 0 | 0 | 402 | 724 | 20.8 | 0 | 0 | 0 |
| Lone Star AAP | C | Army Active | Texarkana | 878 | 3,259,881 | 0 | 0 | 0 | 0 | 15,699 | 15,699 | 880.6 | 1 | 18 | 420 |
| Longhorn AAP | | Army Active | Amarillo | 374 | 1,082,262 | 0 | 0 | 0 | 0 | 8,493 | 8,493 | 264.6 | 0 | 0 | 12 |
| * Lubbock (ARNG) | | Army Guard | Lubbock | 0 | 0 | 5 | 139,986 | 0 | 0 | 0 | 25 | 23.3 | 229 | 9 | 4 |
| McGregor | | Navy Active | McGregor | 202 | 843,356 | 0 | 0 | 0 | 0 | 4,331 | 4,366 | 287.6 | 0 | 0 | 0 |

* Sites having assets that are Federally funded (e.g., owned, lease, licence, permit) and State-owned interees

** US Locations that do not meet criteria of at least ten (10) Acres AND at least \$10M PRV. US Territories and Non-US Locations that do not meet criteria of at least ten (10) Acres OR at least \$10M PRV.

DEPARTMENT OF DEFENSE
Base Structure Report - As of 30 Sep 2006

| SITE | BRAC 2005 | COMPONENT | NAME NEAREST CITY | BUILDINGS | | | | | | ACRES OWNED | TOTAL ACRES | PRV (\$M) | MIL | CIV | OTHER |
|-------------------------------------|--------------|--------------|-------------------------|---------------|--------------------|--------------|------------------|--------------|-------------------|----------------|----------------|-----------------|----------------|---------------|---------------|
| | | | | OWNED | | LEASED | | OTHER | | | | | | | |
| | | | | COUNT | SQFT | COUNT | SQFT | COUNT | SQFT | | | | | | |
| NAS Corpus Christi | R | Navy Active | Corpus Christi | 281 | 5,474,413 | 0 | 0 | 0 | 0 | 2,625 | 2,630 | 1,517.9 | 4,945 | 638 | 0 |
| NAS JRB Ft Worth | R | Navy Reserve | Fort Worth | 318 | 2,987,103 | 0 | 0 | 0 | 0 | 0 | 70 | 897.4 | 3,819 | 1 | 0 |
| NAS Kingsville | R | Navy Active | Kingsville | 125 | 1,154,985 | 0 | 0 | 0 | 0 | 3,989 | 3,989 | 810.3 | 0 | 0 | 0 |
| NOSC Orange | C | Navy Reserve | Orange | 10 | 56,153 | 0 | 0 | 0 | 0 | 14 | 14 | 11.1 | 82 | 0 | 0 |
| NOSC-MCRC Harlingen | | Navy Reserve | Harlingen | 3 | 63,546 | 0 | 0 | 0 | 0 | 0 | 15 | 11.4 | 202 | 0 | 0 |
| NOSC-MCRC Houston | | Navy Reserve | Houston | 8 | 99,369 | 0 | 0 | 0 | 0 | 10 | 10 | 18.3 | 1,253 | 0 | 0 |
| NOSC-MCRC San Antonio | | Navy Reserve | San Antonio | 3 | 63,196 | 0 | 0 | 0 | 0 | 0 | 14 | 11.8 | 918 | 0 | 0 |
| Randolph AFB | R | AF Active | Universal City | 540 | 4,920,942 | 0 | 0 | 0 | 0 | 2,893 | 3,129 | 1,221.7 | 3,223 | 5,523 | 0 |
| Rattlesnake Electronic Scoring Site | | AF Active | Pecos | 2 | 8,973 | 0 | 0 | 0 | 0 | 25 | 25 | 32.7 | 0 | 0 | 0 |
| Red River Army Depot | R | Army Active | Texarkana | 1,127 | 7,549,713 | 18 | 173,594 | 15 | 38,183 | 72,676 | 72,676 | 1,474.6 | 187 | 3,954 | 2,013 |
| Reese AFB | | AF Active | Lubbock | 118 | 1,361,871 | 0 | 0 | 0 | 0 | 409 | 925 | 377.3 | 0 | 0 | 0 |
| * Saginaw (ARNG) | | Army Guard | Saginaw | 23 | 292,215 | 0 | 0 | 0 | 0 | 143 | 143 | 51.0 | 0 | 0 | 148 |
| Seagoville USARC | | Army Reserve | Seagoville | 9 | 128,840 | 0 | 0 | 0 | 0 | 206 | 206 | 33.1 | 1,006 | 48 | 0 |
| Seguin Air Force Auxiliary Field | | AF Active | Seguin | 5 | 3,962 | 0 | 0 | 0 | 0 | 961 | 961 | 60.4 | 0 | 0 | 0 |
| Sheppard AFB | R | AF Active | Wichita Falls | 1,137 | 10,167,967 | 0 | 0 | 0 | 0 | 4,640 | 5,719 | 2,393.9 | 3,067 | 1,307 | 0 |
| Snyder Electronic Scoring Site | | AF Active | Snyder | 2 | 8,973 | 0 | 0 | 0 | 0 | 0 | 10 | 33.0 | 0 | 0 | 0 |
| * Temple (ARNG) | | Army Guard | Temple | 6 | 63,841 | 0 | 0 | 0 | 0 | 20 | 20 | 17.3 | 384 | 0 | 0 |
| ** OTHER SITE(S) : 124 | | | | 418 | 2,362,089 | 44 | 411,496 | 68 | 2,343,894 | 5,516 | 10,809 | 1,067.9 | 15,727 | 4,786 | 1,462 |
| Texas Total: | | | | 13,762 | 129,826,446 | 1,080 | 7,577,718 | 6,364 | 20,051,035 | 541,094 | 565,124 | 37,164.5 | 147,275 | 35,502 | 26,624 |

Utah

| | | | | | | | | | | | | | | | |
|------------------------------|---|----------------|----------------|-------|------------|----|---------|---|--------|---------|---------|---------|-------|--------|-------|
| Deseret Chemical Depot | C | Army Active | Tooele | 325 | 1,374,562 | 0 | 0 | 0 | 0 | 19,364 | 19,364 | 447.7 | 2 | 305 | 1,858 |
| Det Magna Utah | | Navy Active | Magna | 133 | 482,451 | 0 | 0 | 0 | 0 | 522 | 522 | 161.2 | 0 | 0 | 0 |
| Dugway Proving Ground | | Army Active | Dugway | 610 | 2,359,568 | 1 | 2,880 | 9 | 95,192 | 798,214 | 798,214 | 1,187.4 | 28 | 569 | 932 |
| * E.J. Garn Aviation Complex | | Army Guard | West Jordan | 0 | 0 | 0 | 0 | 0 | 0 | 0 | 0 | 14.7 | 886 | 15 | 0 |
| Fort Douglas AFRC Complex | R | Army Reserve | Salt Lake City | 21 | 403,097 | 3 | 20,290 | 0 | 0 | 54 | 54 | 90.9 | 1,352 | 106 | 60 |
| Green River Test Complex | | Army Active | Green River | 32 | 52,862 | 0 | 0 | 0 | 0 | 3,628 | 3,628 | 45.3 | 0 | 0 | 0 |
| Hill AFB | R | AF Active | Clearfield | 762 | 13,418,095 | 0 | 0 | 0 | 0 | 6,773 | 6,999 | 3,872.0 | 6,094 | 10,589 | 0 |
| Kenichi (Ken) Uchida USARC | | Army Reserve | Salt Lake City | 4 | 55,448 | 0 | 0 | 0 | 0 | 10 | 10 | 12.1 | 185 | 1 | 0 |
| Little Mountain Test Annex | | AF Active | Ogden | 18 | 120,055 | 0 | 0 | 0 | 0 | 731 | 740 | 53.3 | 1 | 0 | 0 |
| Ogden Maintenance Center 269 | | Army Reserve | Ogden | 4 | 132,173 | 0 | 0 | 0 | 0 | 12 | 12 | 26.8 | 177 | 1 | 15 |
| Ogden Storage Facility 11-C | | Army Reserve | Ogden | 1 | 281,700 | 0 | 0 | 0 | 0 | 28 | 28 | 40.8 | 0 | 0 | 0 |
| * Saint George/Fms 5B | | Army Guard | St. George | 9 | 55,898 | 0 | 0 | 0 | 0 | 70 | 70 | 11.7 | 277 | 0 | 0 |
| Salt Lake City IAP | | Air Natl Guard | Salt Lake City | 50 | 453,344 | 0 | 0 | 0 | 0 | 0 | 135 | 130.4 | 1,397 | 280 | 0 |
| Tooele Army Depot | R | Army Active | Tooele | 1,087 | 2,746,528 | 25 | 672,749 | 1 | 4,617 | 23,374 | 23,914 | 1,700.2 | 25 | 499 | 152 |

* Sites having assets that are Federally funded (e.g., owned, lease, licence, permit) and State-owned interes

** US Locations that do not meet criteria of at least ten (10) Acres AND at least \$10M PRV. US Territories and Non-US Locations that do not meet criteria of at least ten (10) Acres OR at least \$10M PRV.

DEPARTMENT OF DEFENSE
Base Structure Report - As of 30 Sep 2006

| SITE | BRAC 2005 | COMPONENT | NAME NEAREST CITY | BUILDINGS | | | | | | ACRES OWNED | TOTAL ACRES | PRV (\$M) | MIL | CIV | OTHER |
|--|--------------|----------------|-------------------------|--------------|-------------------|-----------|----------------|-----------|----------------|------------------|------------------|----------------|---------------|---------------|--------------|
| | | | | OWNED | | LEASED | | OTHER | | | | | | | |
| | | | | COUNT | SQFT | COUNT | SQFT | COUNT | SQFT | | | | | | |
| Utah Test and Training Range South Ut | | AF Active | Wendover | 33 | 27,350 | 0 | 0 | 0 | 0 | 555,782 | 572,753 | 23.3 | 0 | 0 | 0 |
| UTTR - North | | AF Active | Grouse Creek | 80 | 410,811 | 0 | 0 | 0 | 0 | 348,767 | 366,539 | 171.2 | 0 | 0 | 0 |
| ** OTHER SITE(S) : 83 | | | | 65 | 208,669 | 4 | 24,053 | 8 | 60,953 | 18,715 | 20,402 | 78.1 | 3,639 | 73 | 547 |
| Utah Total: | | | | 3,234 | 22,582,611 | 33 | 719,972 | 18 | 160,762 | 1,776,044 | 1,813,385 | 8,067.2 | 14,063 | 12,438 | 3,564 |
| <u>Vermont</u> | | | | | | | | | | | | | | | |
| Burlington IAP | R | Air Natl Guard | South Burlington | 39 | 398,391 | 0 | 0 | 0 | 0 | 0 | 230 | 125.5 | 980 | 217 | 0 |
| * NG Ethan Allen AFB MTA | | Army Guard | Colchester | 37 | 217,844 | 0 | 0 | 3 | 616 | 667 | 667 | 52.6 | 496 | 102 | 6 |
| * So Burlington (ARNG) | | Army Guard | South Burlington | 2 | 4,360 | 2 | 61,214 | 0 | 0 | 0 | 14 | 16.1 | 113 | 0 | 0 |
| * TS Ethan Allen Range | | Army Guard | Jericho | 61 | 263,496 | 0 | 0 | 5 | 13,748 | 11,219 | 11,219 | 88.1 | 525 | 40 | 36 |
| ** OTHER SITE(S) : 7 | | | | 9 | 77,938 | 2 | 19,120 | 3 | 83,542 | 18 | 26 | 37.4 | 549 | 4 | 0 |
| Vermont Total: | | | | 148 | 962,029 | 4 | 80,334 | 11 | 97,906 | 11,904 | 12,156 | 319.7 | 2,663 | 363 | 42 |
| <u>Virgin Islands</u> | | | | | | | | | | | | | | | |
| * 210Th Rti Hams Bluff | | Army Guard | Frederiksted | 0 | 0 | 0 | 0 | 0 | 0 | 0 | 22 | 0.0 | 16 | 0 | 0 |
| * Sprat Hall Site | | Army Guard | Frederiksted | 1 | 30,400 | 0 | 0 | 0 | 0 | 0 | 12 | 7.1 | 62 | 0 | 0 |
| ** OTHER SITE(S) : 5 | | | | 4 | 16,332 | 1 | 15,400 | 0 | 0 | 9 | 11 | 9.3 | 187 | 143 | 0 |
| Virgin Islands Total: | | | | 5 | 46,732 | 1 | 15,400 | 0 | 0 | 9 | 45 | 16.4 | 265 | 143 | 0 |
| <u>Virginia</u> | | | | | | | | | | | | | | | |
| * AASF Byrd Field | | Army Guard | Richmond | 9 | 94,120 | 0 | 0 | 0 | 0 | 92 | 92 | 37.5 | 396 | 79 | 0 |
| ALF Fentress Chesapke | | Navy Active | Virginia Beach | 10 | 21,314 | 0 | 0 | 0 | 0 | 2,784 | 6,168 | 67.1 | 0 | 0 | 0 |
| Arlington National Cemetery | | Army Active | Arlington | 31 | 185,704 | 0 | 0 | 1 | 96 | 625 | 625 | 66.0 | 0 | 0 | 102 |
| Arlington Service Ctr | | Navy Active | Arlington | 16 | 284,673 | 0 | 0 | 0 | 0 | 18 | 31 | 54.8 | 2 | 63 | 0 |
| * Army Guard Readiness Center | R | Army Guard | Fort Myer | 3 | 263,710 | 0 | 0 | 0 | 0 | 15 | 15 | 62.0 | 105 | 316 | 1,454 |
| Big Bethel Reservoir | | Army Active | Hampton | 12 | 35,293 | 0 | 0 | 2 | 444 | 494 | 494 | 78.9 | 0 | 0 | 0 |
| Byrd Field | R | Air Natl Guard | Sandston | 62 | 289,572 | 0 | 0 | 0 | 0 | 0 | 143 | 88.9 | 887 | 225 | 0 |
| Camp Peary (Non-CNIC) | | Navy Active | Williamsburg | 33 | 126,039 | 1 | 250 | 0 | 0 | 9,274 | 9,276 | 17.6 | 0 | 0 | 0 |
| Camp Pendleton ANG | | Air Natl Guard | Virginia Beach | 8 | 85,528 | 0 | 0 | 0 | 0 | 0 | 60 | 16.5 | 208 | 2 | 0 |
| Camp Upshur | | Marine Active | Quantico | 64 | 198,771 | 0 | 0 | 0 | 0 | 10 | 10 | 34.8 | 0 | 0 | 0 |
| Cheatham Annex | | Navy Active | Williamsburg | 179 | 3,049,840 | 0 | 0 | 0 | 0 | 2,351 | 3,146 | 408.2 | 1 | 0 | 0 |
| Craney Island | | Navy Active | Portsmouth | 21 | 122,132 | 0 | 0 | 0 | 0 | 898 | 919 | 246.1 | 0 | 0 | 0 |
| Dam Neck | | Navy Active | Virginia Beach | 154 | 2,926,356 | 0 | 0 | 0 | 0 | 1,842 | 1,844 | 635.8 | 84 | 0 | 0 |
| Def Gen Supply Center | R | Army Active | Richmond | 103 | 6,126,601 | 0 | 0 | 0 | 0 | 676 | 676 | 812.4 | 121 | 41 | 71 |
| Fort A P Hill | | Army Active | Bowling Green | 487 | 1,144,308 | 0 | 0 | 0 | 0 | 75,794 | 75,905 | 571.9 | 345 | 250 | 286 |

* Sites having assets that are Federally funded (e.g., owned, lease, licence, permit) and State-owned interes

** US Locations that do not meet criteria of at least ten (10) Acres AND at least \$10M PRV. US Territories and Non-US Locations that do not meet criteria of at least ten (10) Acres OR at least \$10M PRV.

DEPARTMENT OF DEFENSE
Base Structure Report - As of 30 Sep 2006

| SITE | BRAC 2005 | COMPONENT | NAME NEAREST CITY | BUILDINGS | | | | | | ACRES OWNED | TOTAL ACRES | PRV (\$M) | MIL | CIV | OTHER |
|------------------------------|--------------|---------------|-------------------------|-----------|------------|--------|--------|-------|-----------|----------------|----------------|-----------|--------|--------|--------|
| | | | | OWNED | | LEASED | | OTHER | | | | | | | |
| | | | | COUNT | SQFT | COUNT | SQFT | COUNT | SQFT | | | | | | |
| Fort Belvoir | R | Army Active | Alexandria | 515 | 7,570,186 | 0 | 0 | 960 | 4,090,739 | 8,662 | 8,662 | 2,702.0 | 4,718 | 4,997 | 12,449 |
| Fort Eustis | R | Army Active | Newport News | 416 | 5,532,067 | 0 | 0 | 273 | 1,436,232 | 8,248 | 8,248 | 1,521.2 | 7,993 | 2,366 | 2,697 |
| Fort Lee | R | Army Active | Petersburg | 1,098 | 7,629,454 | 0 | 0 | 5 | 10,310 | 5,805 | 5,907 | 1,444.5 | 9,723 | 1,658 | 2,868 |
| Fort Monroe | C | Army Active | Monroe | 271 | 2,015,200 | 0 | 0 | 6 | 210,453 | 570 | 570 | 422.3 | 855 | 1,664 | 1,050 |
| Fort Myer | R | Army Active | Arlington | 164 | 2,379,238 | 0 | 0 | 1 | 13,438 | 243 | 243 | 540.9 | 1,755 | 587 | 1,044 |
| * Fort Pickett ARNG MTC | | Army Guard | Nottoway | 561 | 2,449,343 | 0 | 0 | 0 | 0 | 42,276 | 42,276 | 852.9 | 1,079 | 277 | 719 |
| Fort Story | R | Army Active | Norfolk | 203 | 1,000,303 | 1 | 1,470 | 59 | 234,152 | 1,451 | 1,451 | 329.5 | 1,359 | 29 | 234 |
| Henderson Hall Arlington | R | Marine Active | Arlington | 9 | 105,820 | 0 | 0 | 0 | 0 | 24 | 24 | 99.0 | 2,659 | 623 | 17 |
| Lafayette Rvr Complex | | Navy Active | Norfolk | 12 | 238,403 | 0 | 0 | 0 | 0 | 20 | 20 | 47.0 | 0 | 0 | 0 |
| Langley AFB | R | AF Active | Hampton | 446 | 5,424,041 | 6 | 67,307 | 0 | 0 | 3,376 | 3,645 | 1,590.9 | 9,056 | 2,026 | 0 |
| Langley Family Housing Annex | | AF Active | Poquoson | 461 | 1,945,178 | 0 | 0 | 0 | 0 | 284 | 288 | 240.3 | 0 | 0 | 0 |
| Little Creek | R | Navy Active | Norfolk | 881 | 5,736,657 | 2 | 6,745 | 25 | 146,623 | 2,143 | 2,282 | 1,309.3 | 11,081 | 1,905 | 0 |
| Midway Manor | | Navy Active | Virginia Beach | 4 | 23,076 | 0 | 0 | 176 | 618,478 | 97 | 98 | 58.7 | 0 | 0 | 0 |
| NAVMEDCEN Portsmouth | R | Navy Active | Portsmouth | 35 | 2,192,333 | 0 | 0 | 0 | 0 | 111 | 111 | 632.1 | 1 | 0 | 0 |
| NAVSTA Norfolk | R | Navy Active | Norfolk | 903 | 17,994,156 | 0 | 0 | 3 | 1,200 | 3,585 | 3,589 | 4,170.5 | 62,983 | 12,813 | 15 |
| NAVSUPPACT Norfolk | R | Navy Active | Norfolk | 857 | 4,220,580 | 0 | 0 | 0 | 0 | 800 | 801 | 656.3 | 0 | 0 | 0 |
| NAVSUPPACT Norfolk NSY | R | Navy Active | Portsmouth | 164 | 5,930,885 | 0 | 0 | 42 | 59,036 | 581 | 585 | 1,825.6 | 4,585 | 9,990 | 0 |
| Navy Annex (FOB2) | | WHS | Arlington | 3 | 711,137 | 0 | 0 | 0 | 0 | 38 | 38 | 256.3 | 0 | 0 | 0 |
| Northwest Chesapeake | R | Navy Active | Chesapeake | 178 | 739,530 | 0 | 0 | 0 | 0 | 2,805 | 3,798 | 195.0 | 0 | 25 | 0 |
| NSA South Potomac | | Navy Active | Dahlgren | 318 | 2,841,292 | 0 | 0 | 322 | 476,821 | 2,677 | 2,677 | 849.6 | 0 | 0 | 0 |
| NWS Yorktown | R | Navy Active | Yorktown | 770 | 4,064,858 | 0 | 0 | 0 | 0 | 10,354 | 10,637 | 1,040.0 | 0 | 0 | 0 |
| Oceana | R | Navy Active | Virginia Beach | 400 | 4,477,860 | 0 | 0 | 7 | 4,190 | 776 | 1,375 | 1,381.7 | 9,380 | 1,118 | 0 |
| Pumpkin Neck | | Navy Active | King George | 17 | 31,259 | 0 | 0 | 0 | 0 | 1,641 | 1,641 | 14.3 | 0 | 0 | 0 |
| Quantico | R | Marine Active | Quantico | 263 | 4,902,644 | 0 | 0 | 0 | 0 | 55,308 | 60,172 | 1,354.0 | 4,979 | 2,742 | 78 |
| Radford AAP | | Army Active | Radford | 1,127 | 4,098,726 | 0 | 0 | 0 | 0 | 6,901 | 6,901 | 1,427.1 | 4 | 97 | 1,880 |
| Rivanna Station | R | Army Active | Charlottesville | 1 | 260,000 | 0 | 0 | 0 | 0 | 76 | 76 | 53.2 | 85 | 656 | 524 |
| * Sandston Armory | | Army Guard | Sandston | 5 | 70,090 | 0 | 0 | 0 | 0 | 29 | 29 | 14.2 | 142 | 18 | 0 |
| SDA Area | | Navy Active | Norfolk | 22 | 1,222,313 | 0 | 0 | 0 | 0 | 90 | 91 | 148.9 | 0 | 0 | 0 |
| South Gate | | Navy Active | Portsmouth | 10 | 152,346 | 0 | 0 | 5 | 6,684 | 63 | 63 | 36.6 | 0 | 0 | 0 |
| St Helena Norfolk | | Navy Active | Norfolk | 2 | 1,044 | 0 | 0 | 0 | 0 | 12 | 12 | 28.2 | 0 | 0 | 0 |
| St Juliens Creek Annex | | Navy Active | Portsmouth | 116 | 904,475 | 0 | 0 | 6 | 4,896 | 490 | 499 | 192.9 | 0 | 0 | 0 |
| Stanley Court/NNSY | | Navy Active | Norfolk | 81 | 163,366 | 0 | 0 | 0 | 0 | 16 | 16 | 17.5 | 0 | 0 | 0 |
| Wadsworth Housing | | Navy Active | Virginia Beach | 92 | 893,210 | 0 | 0 | 0 | 0 | 75 | 75 | 91.6 | 0 | 0 | 0 |
| Wallops Island | | Navy Active | Wallops Island | 86 | 352,690 | 0 | 0 | 0 | 0 | 0 | 88 | 93.1 | 0 | 0 | 0 |
| Yorktown Fuel Depot | | Navy Active | Yorktown | 41 | 12,344 | 0 | 0 | 0 | 0 | 111 | 111 | 104.7 | 0 | 0 | 0 |

* Sites having assets that are Federally funded (e.g., owned, lease, licence, permit) and State-owned interests

** US Locations that do not meet criteria of at least ten (10) Acres AND at least \$10M PRV. US Territories and Non-US Locations that do not meet criteria of at least ten (10) Acres OR at least \$10M PRV.

DEPARTMENT OF DEFENSE
Base Structure Report - As of 30 Sep 2006

| SITE | BRAC 2005 | COMPONENT | NAME NEAREST CITY | BUILDINGS | | | | | | ACRES OWNED | TOTAL ACRES | PRV (\$M) | MIL | CIV | OTHER |
|---|--------------|----------------|-------------------------|---------------|--------------------|------------|------------------|--------------|------------------|----------------|----------------|-----------------|----------------|---------------|---------------|
| | | | | OWNED | | LEASED | | OTHER | | | | | | | |
| | | | | COUNT | SQFT | COUNT | SQFT | COUNT | SQFT | | | | | | |
| ** OTHER SITE(S) : 99 | | | | 313 | 2,443,568 | 247 | 8,991,873 | 592 | 1,496,787 | 4,008 | 13,422 | 2,542.8 | 8,201 | 4,578 | 761 |
| Virginia Total: | | | | 12,037 | 115,683,632 | 257 | 9,067,645 | 2,485 | 8,810,579 | 258,620 | 279,927 | 31,483.4 | 142,787 | 49,145 | 26,249 |
| Wake Islands | | | | | | | | | | | | | | | |
| Wake Island Airfield | | AF Active | Wake Island | 130 | 471,954 | 0 | 0 | 0 | 0 | 2,600 | 2,600 | 580.1 | 5 | 0 | 0 |
| Wake Islands Total: | | | | 130 | 471,954 | 0 | 0 | 0 | 0 | 2,600 | 2,600 | 580.1 | 5 | 0 | 0 |
| Washington | | | | | | | | | | | | | | | |
| AMSA 137 (Marine) | | Army Reserve | Tacoma | 1 | 66,597 | 0 | 0 | 0 | 0 | 0 | 11 | 22.6 | 564 | 28 | 2 |
| Bremerton RR | | Navy Active | Bremerton | | | | | | | 655 | 655 | 13.2 | 0 | 0 | 0 |
| Camp Bonneville | | Army Active | Vancouver | 52 | 59,024 | 0 | 0 | 0 | 0 | 3,020 | 3,840 | 21.9 | 0 | 0 | 0 |
| * Camp Murray | | Army Guard | Camp Murry | 25 | 147,397 | 0 | 0 | 0 | 0 | 3 | 49 | 40.7 | 1,468 | 352 | 311 |
| Camp Murray ANG Station | | Air Natl Guard | Tacoma | 24 | 191,749 | 0 | 0 | 0 | 0 | 0 | 43 | 41.8 | 14 | 0 | 0 |
| Fairchild AFB | R | AF Active | Airway Heights | 1,218 | 5,946,817 | 0 | 0 | 1 | 2,888 | 4,393 | 5,823 | 1,925.7 | 3,689 | 678 | 0 |
| Fort Lawton USAR Complex | C | Army Reserve | Seattle | 11 | 191,077 | 0 | 0 | 0 | 0 | 65 | 65 | 47.0 | 729 | 86 | 3 |
| Fort Lawton, Magnolia | | Navy Active | Seattle | 0 | 0 | 0 | 0 | 66 | 168,293 | 33 | 33 | 19.9 | 0 | 0 | 0 |
| Fort Lewis | R | Army Active | Tacoma | 1,880 | 16,538,400 | 4 | 561 | 2,628 | 6,861,468 | 84,345 | 86,043 | 6,079.2 | 23,894 | 3,194 | 7,340 |
| Four Lakes Communications Station (ANG) | | Air Natl Guard | Cheney | 16 | 68,356 | 0 | 0 | 0 | 0 | 0 | 156 | 17.9 | 129 | 23 | 0 |
| Grant Training Annex | | AF Active | Moses Lake | 0 | 0 | 1 | 38,366 | 0 | 0 | 0 | 30 | 33.8 | 0 | 0 | 0 |
| Jackson Park Hsg | | Navy Active | Bremerton | 448 | 1,380,168 | 0 | 0 | 0 | 0 | 160 | 160 | 181.1 | 0 | 0 | 0 |
| Jim Creek Wa | | Navy Active | Oso | 59 | 133,789 | 0 | 0 | 6 | 8,974 | 3,839 | 4,901 | 118.3 | 0 | 0 | 0 |
| * Kent (ARNG) | | Army Guard | Kent | 8 | 86,035 | 0 | 0 | 0 | 0 | 15 | 15 | 18.0 | 647 | 7 | 2 |
| Keyport NUWC | | Navy Active | Keyport | 163 | 1,295,986 | 0 | 0 | 34 | 66,885 | 356 | 358 | 476.7 | 0 | 0 | 0 |
| Manchester WA | | Navy Active | Bremerton | 27 | 85,115 | 0 | 0 | 0 | 0 | 234 | 234 | 222.6 | 0 | 0 | 0 |
| Marysville WA | | Navy Active | Marysville | 13 | 281,567 | 0 | 0 | 0 | 0 | 52 | 82 | 73.1 | 0 | 0 | 0 |
| McChord AFB | R | AF Active | Tacoma | 883 | 5,623,128 | 0 | 0 | 0 | 0 | 4,536 | 4,639 | 1,760.7 | 6,372 | 754 | 0 |
| Mukilteo Defense Fuel Support Point | | AF Active | Mukilteo | 12 | 24,404 | 0 | 0 | 0 | 0 | 21 | 21 | 44.4 | 0 | 0 | 0 |
| NAS Whidbey Island | R | Navy Active | Oak Harbor | 230 | 3,057,354 | 0 | 0 | 203 | 474,298 | 4,358 | 4,362 | 1,458.4 | 8,083 | 308 | 0 |
| NAVAL BASE Kitsap (Bremerton) | R | Navy Active | Bremerton | 85 | 2,520,884 | 1 | 16,170 | 61 | 188,557 | 117 | 120 | 1,088.7 | 3,432 | 27 | 0 |
| NAVBASE Kitsap | R | Navy Active | Bremerton | 574 | 5,011,722 | 0 | 0 | 362 | 2,145,716 | 7,180 | 7,186 | 2,365.7 | 0 | 0 | 0 |
| NAVMAI Indian Island | | Navy Active | Port Townsend | 175 | 493,492 | 0 | 0 | 0 | 0 | 2,716 | 2,716 | 266.7 | 0 | 0 | 0 |
| NAVMECEN Bremerton | | Navy Active | Bremerton | 16 | 377,763 | 0 | 0 | 0 | 0 | 49 | 49 | 149.5 | 0 | 0 | 0 |
| NAVOSPTCEN Spokane | | Navy Reserve | Spokane | 10 | 67,504 | 0 | 0 | 0 | 0 | 23 | 23 | 15.6 | 380 | 0 | 0 |
| NAVSTA Everett | | Navy Active | Everett | 50 | 790,080 | 0 | 0 | 3 | 15,440 | 213 | 213 | 391.3 | 5,917 | 36 | 0 |
| OLF Coupeville | | Navy Active | Coupeville | 6 | 6,566 | 0 | 0 | 3 | 2,262 | 664 | 1,014 | 35.4 | 0 | 0 | 0 |

* Sites having assets that are Federally funded (e.g., owned, lease, licence, permit) and State-owned interes

** US Locations that do not meet criteria of at least ten (10) Acres AND at least \$10M PRV. US Territories and Non-US Locations that do not meet criteria of at least ten (10) Acres OR at least \$10M PRV.

DEPARTMENT OF DEFENSE
Base Structure Report - As of 30 Sep 2006

| SITE | BRAC 2005 | COMPONENT | NAME NEAREST CITY | BUILDINGS | | | | | | ACRES OWNED | TOTAL ACRES | PRV (\$M) | MIL | CIV | OTHER |
|-----------------------------------|--------------|----------------|-------------------------|--------------|-------------------|-----------|----------------|--------------|-------------------|----------------|------------------|-----------------|---------------|---------------|--------------|
| | | | | OWNED | | LEASED | | OTHER | | | | | | | |
| | | | | COUNT | SQFT | COUNT | SQFT | COUNT | SQFT | | | | | | |
| Pacific Beach | | Navy Active | Pacific Beach | 45 | 196,280 | 0 | 0 | 0 | 0 | 51 | 53 | 42.3 | 0 | 0 | 0 |
| Paine Field ANG Station | | Air Natl Guard | Everett | 10 | 47,708 | 0 | 0 | 0 | 0 | 15 | 15 | 11.8 | 136 | 8 | 0 |
| Puget Sound WA NS CSO | | Navy Active | Seattle | 50 | 1,546,165 | 0 | 0 | 0 | 0 | 152 | 157 | 324.7 | 0 | 0 | 0 |
| Sea Plane Base | | Navy Active | Oak Harbor | 95 | 577,734 | 0 | 0 | 823 | 2,092,899 | 2,784 | 2,785 | 535.9 | 0 | 0 | 0 |
| Shipyards Puget Sound | R | Navy Active | Bremerton | 107 | 3,753,128 | 0 | 0 | 0 | 0 | 570 | 570 | 1,857.1 | 29 | 52 | 0 |
| Spokane Family Housing Annex | | AF Active | Spokane | 131 | 305,972 | 0 | 0 | 1 | 1,625 | 80 | 89 | 42.4 | 0 | 0 | 0 |
| Spokane International Apt ANG | | Air Natl Guard | Spokane | 13 | 101,495 | 0 | 0 | 0 | 0 | 0 | 35 | 22.9 | 139 | 19 | 0 |
| SSG Joe R. Hooper USARC | | Army Reserve | Bothell | 7 | 101,749 | 0 | 0 | 0 | 0 | 42 | 42 | 25.5 | 254 | 8 | 0 |
| Vancouver Barracks | C | Army Reserve | Vancouver | 49 | 381,760 | 0 | 0 | 0 | 0 | 52 | 53 | 81.1 | 906 | 36 | 0 |
| White Bluff Site No. 1 | | AF Active | Airway Heights | 12 | 73,043 | 0 | 0 | 0 | 0 | 52 | 52 | 28.5 | 0 | 0 | 0 |
| Yakima Training Center | R | Army Active | Yakima | 212 | 798,857 | 0 | 0 | 0 | 0 | 323,249 | 323,426 | 641.5 | 763 | 23 | 183 |
| ** OTHER SITE(S) : 71 | | | | 125 | 461,502 | 5 | 56,711 | 40 | 103,686 | 2,214 | 699,730 | 209.1 | 10,986 | 14,293 | 3 |
| Washington Total: | | | | 6,842 | 52,790,367 | 11 | 111,808 | 4,231 | 12,132,991 | 446,308 | 1,149,847 | 20,753.0 | 68,531 | 19,932 | 7,844 |
| West Virginia | | | | | | | | | | | | | | | |
| Allegany Ballistics Lab | | Navy Active | Keyser | 164 | 1,181,835 | 0 | 0 | 0 | 0 | 1,639 | 1,785 | 399.2 | 0 | 0 | 0 |
| Big Bend USARC / OMS | | Army Reserve | Bigbend | 2 | 19,244 | 0 | 0 | 0 | 0 | 13 | 13 | 21.0 | 37 | 1 | 0 |
| * Camp Dawson AFRC | | Army Guard | Kingwood | 2 | 53,083 | 0 | 0 | 0 | 0 | 10 | 10 | 11.0 | 0 | 0 | 0 |
| Charleston AFRC / AMSA #107 | | Army Reserve | South Charleston | 2 | 71,150 | 0 | 0 | 0 | 0 | 12 | 12 | 14.7 | 379 | 30 | 0 |
| * Eleanor (ARNG) | | Army Guard | Eleanor | 1 | 172,800 | 0 | 0 | 1 | 114,000 | 47 | 47 | 37.5 | 365 | 43 | 4 |
| Ewra-Shepherdfld | | Air Natl Guard | Martinsburg | 31 | 358,935 | 0 | 0 | 0 | 0 | 0 | 342 | 107.8 | 1,166 | 416 | 0 |
| NIOC Sugar Grove | | Navy Active | Sugar Grove | 105 | 389,405 | 0 | 0 | 0 | 0 | 604 | 647 | 153.7 | 11 | 0 | 0 |
| Yeager Aprt | R | Air Natl Guard | Charleston | 30 | 321,802 | 0 | 0 | 0 | 0 | 34 | 269 | 88.1 | 931 | 175 | 0 |
| ** OTHER SITE(S) : 38 | | | | 74 | 685,719 | 8 | 16,811 | 0 | 0 | 669 | 16,868 | 171.0 | 3,426 | 98 | 751 |
| West Virginia Total: | | | | 411 | 3,253,973 | 8 | 16,811 | 1 | 114,000 | 3,028 | 19,993 | 1,004.0 | 6,315 | 763 | 755 |
| Wisconsin | | | | | | | | | | | | | | | |
| Badger AAP | | Army Active | Baraboo | 1,312 | 3,839,460 | 0 | 0 | 0 | 0 | 7,378 | 7,384 | 1,245.3 | 0 | 0 | 54 |
| Denis J. Murphy USARC/AMSA/OMS | | Army Reserve | Green Bay | 2 | 58,023 | 0 | 0 | 0 | 0 | 15 | 15 | 13.7 | 146 | 16 | 0 |
| Fort McCoy | R | Army Reserve | Sparta | 1,279 | 5,926,447 | 82 | 163,672 | 2 | 76,730 | 59,750 | 128,260 | 1,752.5 | 1,367 | 1,147 | 1,628 |
| Gen B Mitchell | C | AF Reserve | Milwaukee | 76 | 422,072 | 0 | 0 | 0 | 0 | 102 | 103 | 139.0 | 1,219 | 152 | 0 |
| Gen Mitchell IAP | R | Air Natl Guard | Bay View | 23 | 288,966 | 0 | 0 | 0 | 0 | 0 | 80 | 100.3 | 817 | 207 | 0 |
| NRTF Clam Lake | | Navy Active | Ashland | 7 | 30,403 | 0 | 0 | 0 | 0 | 0 | 127 | 17.1 | 0 | 0 | 0 |
| Truax ANG Base | R | Air Natl Guard | Madison | 45 | 724,786 | 0 | 0 | 0 | 0 | 35 | 149 | 207.2 | 994 | 216 | 0 |
| Volk ANG Base | | Air Natl Guard | Camp Douglas | 138 | 578,289 | 0 | 0 | 0 | 0 | 0 | 2,402 | 256.5 | 245 | 26 | 0 |

* Sites having assets that are Federally funded (e.g., owned, lease, licence, permit) and State-owned interes

** US Locations that do not meet criteria of at least ten (10) Acres AND at least \$10M PRV. US Territories and Non-US Locations that do not meet criteria of at least ten (10) Acres OR at least \$10M PRV.

DEPARTMENT OF DEFENSE
Base Structure Report - As of 30 Sep 2006

| SITE | BRAC 2005 | COMPONENT | NAME NEAREST CITY | BUILDINGS | | | | | | ACRES OWNED | TOTAL ACRES | PRV (\$M) | MIL | CIV | OTHER |
|---------------------------------|--------------|----------------|-------------------------|----------------|----------------------|--------------|-------------------|---------------|--------------------|-------------------|-------------------|------------------|------------------|----------------|----------------|
| | | | | OWNED | | LEASED | | OTHER | | | | | | | |
| | | | | COUNT | SQFT | COUNT | SQFT | COUNT | SQFT | | | | | | |
| W. Silver Spring Complex | | Army Reserve | Milwaukee | 24 | 322,414 | 0 | 0 | 0 | 0 | 127 | 127 | 74.6 | 1,315 | 39 | 18 |
| ** OTHER SITE(S) : 39 | | | | 55 | 541,452 | 12 | 97,072 | 0 | 0 | 3,276 | 11,405 | 154.4 | 3,635 | 66 | 5 |
| Wisconsin Total: | | | | 2,961 | 12,732,312 | 94 | 260,744 | 2 | 76,730 | 70,682 | 150,051 | 3,960.6 | 9,738 | 1,869 | 1,705 |
| Wyoming | | | | | | | | | | | | | | | |
| Cheyenne MAP | R | Air Natl Guard | Cheyenne | 30 | 357,489 | 0 | 0 | 0 | 0 | 0 | 719 | 105.2 | 1,056 | 198 | 0 |
| F E Warren AFB | | AF Active | Cheyenne | 711 | 4,714,793 | 0 | 0 | 0 | 0 | 5,867 | 5,867 | 1,127.3 | 3,175 | 498 | 0 |
| ** OTHER SITE(S) : 88 | | | | 87 | 138,988 | 1 | 30,000 | 0 | 0 | 9,137 | 24,473 | 490.6 | 396 | 20 | 3 |
| Wyoming Total: | | | | 828 | 5,211,270 | 1 | 30,000 | 0 | 0 | 15,004 | 31,059 | 1,723.2 | 4,627 | 716 | 3 |
| US/US Territories Total: | | | | 228,409 | 1,747,683,801 | 4,788 | 38,895,896 | 53,757 | 191,969,823 | 21,945,137 | 31,700,692 | 585,849.1 | 1,899,074 | 490,012 | 294,340 |

* Sites having assets that are Federally funded (e.g., owned, lease, licence, permit) and State-owned interes

** US Locations that do not meet criteria of at least ten (10) Acres AND at least \$10M PRV. US Territories and Non-US Locations that do not meet criteria of at least ten (10) Acres OR at least \$10M PRV.

DEPARTMENT OF DEFENSE
Base Structure Report - As of 30 Sep 2006

| SITE | BRAC 2005 | COMPONENT | NAME NEAREST CITY | BUILDINGS | | | | | | ACRES OWNED | TOTAL ACRES | PRV (\$M) | MIL | CIV | OTHER |
|-------------------------|--------------|-------------|-------------------------|------------|------------------|-----------|------------------|-----------|----------------|----------------|----------------|--------------|--------------|-----------|------------|
| | | | | OWNED | | LEASED | | OTHER | | | | | | | |
| | | | | COUNT | SQFT | COUNT | SQFT | COUNT | SQFT | | | | | | |
| Antigua | | | | | | | | | | | | | | | |
| Antigua Air Station | | AF Active | Barnes Hill | 34 | 114,298 | 0 | 0 | 0 | 0 | 0 | 164 | 94.2 | 2 | 0 | 0 |
| Antigua Total: | | | | 34 | 114,298 | 0 | 0 | 0 | 0 | 0 | 164 | 94.2 | 2 | 0 | 0 |
| Aruba | | | | | | | | | | | | | | | |
| ** OTHER SITE(S) : 1 | | | | 1 | 2,071 | 1 | 3,200 | 0 | 0 | | | 1.6 | 3 | 0 | 0 |
| Aruba Total: | | | | 1 | 2,071 | 1 | 3,200 | 0 | 0 | 0 | 0 | 1.6 | 3 | 0 | 0 |
| Australia | | | | | | | | | | | | | | | |
| Harold E Holt | | Navy Active | Northwest Cape | 88 | 488,599 | 0 | 0 | 0 | 0 | 0 | 18,093 | 322.5 | 26 | 0 | 0 |
| ** OTHER SITE(S) : 3 | | | | 43 | 35,673 | 0 | 0 | 0 | 0 | 0 | 6 | 8.9 | 0 | 0 | 0 |
| Australia Total: | | | | 131 | 524,272 | 0 | 0 | 0 | 0 | 0 | 18,099 | 331.4 | 26 | 0 | 0 |
| Bahamas | | | | | | | | | | | | | | | |
| AUTEC Main Base | | Navy Active | Andros Island | 127 | 597,528 | 0 | 0 | 0 | 0 | 0 | 539 | 324.7 | 0 | 0 | 0 |
| AUTEC Salvador Point | | Navy Active | Andros Island | 9 | 11,629 | 0 | 0 | 0 | 0 | 0 | | 11.4 | 0 | 0 | 0 |
| ** OTHER SITE(S) : 4 | | | | 27 | 23,856 | 0 | 0 | 0 | 0 | 0 | | 22.7 | 0 | 0 | 0 |
| Bahamas Total: | | | | 163 | 633,013 | 0 | 0 | 0 | 0 | 0 | 539 | 358.7 | 0 | 0 | 0 |
| Bahrain | | | | | | | | | | | | | | | |
| Aviation Unit Muharraq | | Navy Active | Manama | 13 | 24,610 | 3 | 87,858 | 0 | 0 | | | 36.0 | 0 | 0 | 0 |
| Banz Wrhs Compound | | Navy Active | Al Jufayr | 0 | 0 | 15 | 978,293 | 0 | 0 | 0 | 13 | 106.3 | 0 | 0 | 0 |
| Dependent School | | Navy Active | Al Jufayr | 0 | 0 | 4 | 3,150 | 18 | 292,805 | 0 | 25 | 66.5 | 0 | 0 | 0 |
| Mina Sulman Pier Area | | Navy Active | Al Jufayr | 5 | 2,289 | 1 | 63,036 | 0 | 0 | | | 21.2 | 0 | 0 | 0 |
| NAVSUPPACT Bahrain | | Navy Active | Bahrain Is | 169 | 1,114,706 | 2 | 2,264 | 0 | 0 | 0 | 66 | 269.1 | 2,333 | 70 | 106 |
| ** OTHER SITE(S) : 3 | | | | 28 | 13,713 | 0 | 0 | 0 | 0 | | | 3.5 | 0 | 0 | 0 |
| Bahrain Total: | | | | 215 | 1,155,318 | 25 | 1,134,601 | 18 | 292,805 | 0 | 105 | 502.6 | 2,333 | 70 | 106 |
| Belgium | | | | | | | | | | | | | | | |
| Brussels | | Army Active | Brussels | 0 | 0 | 15 | 201,347 | 0 | 0 | | | 44.3 | 85 | 103 | 625 |
| Chateau Gendebien | | Army Active | Mons | 1 | 354 | 1 | 4,453 | 4 | 21,842 | 0 | 20 | 4.9 | 28 | 0 | 4 |
| Chievres Airbase | | Army Active | Ath | 43 | 232,553 | 0 | 0 | 48 | 366,366 | 0 | 1,012 | 271.1 | 53 | 15 | 344 |
| Daumerie Caserne | | Army Active | Ath | 4 | 1,812 | 0 | 0 | 30 | 244,322 | 0 | 26 | 64.8 | 183 | 152 | 183 |
| Florennes Air Base | | AF Active | Florennes | 9 | 154,045 | 0 | 0 | 1 | 8,000 | | | 39.6 | 7 | 0 | 0 |
| Kleine Brogel Air Base | | AF Active | Kleine-Brogel | 10 | 22,045 | 0 | 0 | 5 | 18,511 | 0 | 1 | 11.6 | 133 | 0 | 1 |
| Mons | | Army Active | Mons | 1 | 7,112 | 23 | 432,067 | 0 | 0 | | | 53.3 | 0 | 0 | 0 |

* Sites having assets that are Federally funded (e.g., owned, lease, licence, permit) and State-owned interes

** US Locations that do not meet criteria of at least ten (10) Acres AND at least \$10M PRV. US Territories and Non-US Locations that do not meet criteria of at least ten (10) Acres OR at least \$10M PRV.

DEPARTMENT OF DEFENSE
Base Structure Report - As of 30 Sep 2006

| SITE | BRAC 2005 | COMPONENT | NAME NEAREST CITY | BUILDINGS | | | | | | ACRES OWNED | TOTAL ACRES | PRV (\$M) | MIL | CIV | OTHER |
|---|--------------|-------------|-------------------------|--------------|------------------|-----------|----------------|------------|------------------|----------------|----------------|----------------|--------------|------------|--------------|
| | | | | OWNED | | LEASED | | OTHER | | | | | | | |
| | | | | COUNT | SQFT | COUNT | SQFT | COUNT | SQFT | | | | | | |
| SHAPE Headquarters | | Army Active | Mons | 3 | 38,846 | 0 | 0 | 37 | 511,083 | | | 122.0 | 776 | 142 | 327 |
| Sterrebeek Dependent School | | Army Active | Sterrebeek | 10 | 88,436 | 0 | 0 | 0 | 0 | 16 | 16 | 26.2 | 12 | 4 | 132 |
| ** OTHER SITE(S) : 9 | | | | 8 | 5,428 | 7 | 15,522 | 6 | 9,757 | 0 | 8 | 8.3 | 90 | 0 | 2 |
| Belgium Total: | | | | 89 | 550,631 | 46 | 653,389 | 131 | 1,179,881 | 16 | 1,082 | 646.1 | 1,367 | 416 | 1,618 |
| <u>Br Indian Ocean Territories</u> | | | | | | | | | | | | | | | |
| NAVSUPPFAC Diego Garcia | | Navy Active | Diego Garcia | 615 | 2,549,691 | 0 | 0 | 0 | 0 | 0 | 7,000 | 2,541.2 | 311 | 0 | 11 |
| Br Indian Ocean Territories Total: | | | | 615 | 2,549,691 | 0 | 0 | 0 | 0 | 0 | 7,000 | 2,541.2 | 311 | 0 | 11 |
| <u>Canada</u> | | | | | | | | | | | | | | | |
| ** OTHER SITE(S) : 2 | | | | 0 | 0 | 1 | 144 | 0 | 0 | 0 | 1 | 0.0 | 0 | 0 | 0 |
| Canada Total: | | | | 0 | 0 | 1 | 144 | 0 | 0 | 0 | 1 | 0.0 | 0 | 0 | 0 |
| <u>Colombia</u> | | | | | | | | | | | | | | | |
| ** OTHER SITE(S) : 6 | | | | 45 | 37,790 | 0 | 0 | 0 | 0 | 0 | 13 | 20.1 | 7 | 1 | 0 |
| Colombia Total: | | | | 45 | 37,790 | 0 | 0 | 0 | 0 | 0 | 13 | 20.1 | 7 | 1 | 0 |
| <u>Cuba</u> | | | | | | | | | | | | | | | |
| Guantanamo Bay | | Navy Active | Guantanamo Bay | 1,405 | 5,641,841 | 0 | 0 | 0 | 0 | 0 | 28,817 | 2,037.5 | 1,457 | 137 | 133 |
| Cuba Total: | | | | 1,405 | 5,641,841 | 0 | 0 | 0 | 0 | 0 | 28,817 | 2,037.5 | 1,457 | 137 | 133 |
| <u>Denmark</u> | | | | | | | | | | | | | | | |
| Karup Air Base | | AF Active | Karup | 0 | 0 | 0 | 0 | 29 | 72,409 | | | 108.9 | 0 | 0 | 0 |
| ** OTHER SITE(S) : 1 | | | | 0 | 0 | 4 | 7,425 | 0 | 0 | | | 0.7 | 0 | 0 | 0 |
| Denmark Total: | | | | 0 | 0 | 4 | 7,425 | 29 | 72,409 | 0 | 0 | 109.6 | 0 | 0 | 0 |
| <u>Ecuador</u> | | | | | | | | | | | | | | | |
| Manta Airfield | | AF Active | Manta | 29 | 218,484 | 0 | 0 | 0 | 0 | 0 | 102 | 181.9 | 13 | 0 | 0 |
| Ecuador Total: | | | | 29 | 218,484 | 0 | 0 | 0 | 0 | 0 | 102 | 181.9 | 13 | 0 | 0 |
| <u>Egypt</u> | | | | | | | | | | | | | | | |
| NAMRU 3 Cairo | | Navy Active | Cairo | 20 | 94,462 | 3 | 19,683 | 0 | 0 | 0 | 3 | 42.0 | 29 | 4 | 12 |
| ** OTHER SITE(S) : 1 | | | | 0 | 0 | 14 | 28,703 | 0 | 0 | | | 7.4 | 0 | 0 | 0 |
| Egypt Total: | | | | 20 | 94,462 | 17 | 48,386 | 0 | 0 | 0 | 3 | 49.4 | 29 | 4 | 12 |
| <u>Germany</u> | | | | | | | | | | | | | | | |
| AG Pub and Tng Aids Ctr | | Army Active | Frankfurt On Main | 0 | 0 | 0 | 0 | 6 | 358,848 | 0 | 10 | 63.3 | 0 | 2 | 17 |

* Sites having assets that are Federally funded (e.g., owned, lease, licence, permit) and State-owned interes

** US Locations that do not meet criteria of at least ten (10) Acres AND at least \$10M PRV. US Territories and Non-US Locations that do not meet criteria of at least ten (10) Acres OR at least \$10M PRV.

DEPARTMENT OF DEFENSE
Base Structure Report - As of 30 Sep 2006

| SITE | BRAC 2005 | COMPONENT | NAME NEAREST CITY | BUILDINGS | | | | | | ACRES OWNED | TOTAL ACRES | PRV (\$M) | MIL | CIV | OTHER |
|---------------------------------|--------------|-------------|-------------------------|-----------|---------|--------|---------|-------|-----------|----------------|----------------|-----------|-----|-----|-------|
| | | | | OWNED | | LEASED | | OTHER | | | | | | | |
| | | | | COUNT | SQFT | COUNT | SQFT | COUNT | SQFT | | | | | | |
| Alvin York VII Fam Hsg | | Army Active | Bad Nauheim | 23 | 666,163 | 0 | 0 | 0 | 0 | 0 | 23 | 99.5 | 0 | 0 | 19 |
| Amberg Fam Hsg | | Army Active | Amberg | 1 | 268 | 0 | 0 | 9 | 263,238 | 0 | 8 | 32.4 | 0 | 0 | 0 |
| Amelia Earhart Hotel | | Army Active | Wiesbaden | 1 | 155 | 0 | 0 | 1 | 216,207 | 0 | 6 | 54.0 | 9 | 299 | 159 |
| American Arms Hotel | | Army Active | Wiesbaden | 0 | 0 | 0 | 0 | 4 | 292,126 | 0 | 5 | 74.1 | 12 | 2 | 396 |
| Anderson Barracks | | Army Active | Dexheim | 35 | 163,889 | 0 | 0 | 20 | 230,760 | 0 | 105 | 146.5 | 904 | 2 | 107 |
| Ansbach Leased | | Army Active | Ansbach | 0 | 0 | 90 | 422,847 | 0 | 0 | 0 | 7 | 49.0 | 0 | 0 | 0 |
| Argonner Kaserne | | Army Active | Hanau | 7 | 140,886 | 0 | 0 | 27 | 659,157 | 0 | 51 | 150.1 | 36 | 228 | 268 |
| Armstrong Barracks | | Army Active | Buedingen | 10 | 28,230 | 0 | 0 | 29 | 451,031 | 0 | 59 | 148.4 | 637 | 4 | 79 |
| Armstrong Village Fam Hsg | | Army Active | Buedingen | 4 | 9,252 | 0 | 0 | 14 | 362,555 | 0 | 16 | 55.2 | 0 | 0 | 29 |
| Artillery Kaserne | | Army Active | Garmisch | 25 | 5,218 | 0 | 0 | 35 | 506,672 | 0 | 37 | 128.0 | 50 | 31 | 612 |
| Aschaffenburg Fam Hsg | | Army Active | Aschaffenburg | 0 | 0 | 0 | 0 | 18 | 429,039 | 0 | 38 | 55.4 | 1 | 0 | 0 |
| Aschaffenburg Tng Areas 8 | | Army Active | Aschaffenburg | 11 | 18,192 | 0 | 0 | 22 | 34,167 | 0 | 3,456 | 20.8 | 0 | 0 | 0 |
| Askren Manor Fam Hsg | | Army Active | Schweinfurt | 16 | 30,065 | 0 | 0 | 59 | 1,473,853 | 0 | 73 | 246.4 | 0 | 0 | 169 |
| Aukamm Hsg Area | | Army Active | Wiesbaden | 3 | 50,267 | 0 | 0 | 111 | 1,283,045 | 0 | 93 | 230.5 | 0 | 0 | 25 |
| Babenhausen Family Housing | | Army Active | Babenhausen | 70 | 168,525 | 0 | 0 | 22 | 572,836 | 0 | 40 | 106.0 | 0 | 0 | 0 |
| Babenhausen Kaserne | | Army Active | Babenhausen | 36 | 360,560 | 0 | 0 | 69 | 674,728 | 0 | 327 | 274.7 | 298 | 33 | 85 |
| Bamberg | | Army Active | Bamberg | 0 | 0 | 172 | 674,347 | 0 | 0 | 0 | 26 | 77.8 | 0 | 0 | 0 |
| Bamberg Airfield | | Army Active | Bamberg | 3 | 9,800 | 0 | 0 | 5 | 6,544 | 0 | 220 | 13.1 | 0 | 0 | 0 |
| Bamberg Stor & Range Area | | Army Active | Bamberg | 20 | 14,211 | 0 | 0 | 35 | 142,769 | 0 | 171 | 49.1 | 68 | 0 | 0 |
| Bann Communication Station No 2 | | AF Active | Landstuhl | 5 | 17,999 | 0 | 0 | 1 | 615 | 0 | 51 | 9.4 | 3 | 5 | 1 |
| Barton Barracks | | Army Active | Ansbach | 7 | 64,282 | 0 | 0 | 28 | 408,013 | 0 | 33 | 134.4 | 93 | 155 | 337 |
| Baumholder | | Army Active | Baumholder | 0 | 0 | 90 | 490,077 | 0 | 0 | 0 | 0 | 57.4 | 22 | 0 | 0 |
| Baumholder Airfield | | Army Active | Baumholder | 3 | 10,412 | 0 | 0 | 1 | 1,590 | 0 | 47 | 8.9 | 0 | 2 | 4 |
| Baumholder Fam Hsg | | Army Active | Baumholder | 13 | 23,946 | 0 | 0 | 68 | 2,254,615 | 0 | 95 | 337.2 | 5 | 0 | 116 |
| Baumholder Hospital | | Army Active | Baumholder | 3 | 26,735 | 0 | 0 | 12 | 187,344 | 0 | 13 | 63.0 | 55 | 18 | 55 |
| Baumholder Qm Area | | Army Active | Baumholder | 16 | 36,924 | 0 | 0 | 28 | 359,303 | 0 | 60 | 77.9 | 0 | 0 | 21 |
| Benjamin Franklin VII Fam Hsg | | Army Active | Mannheim | 37 | 190,204 | 0 | 0 | 184 | 4,388,163 | 0 | 217 | 716.1 | 69 | 101 | 686 |
| Bensheim Maint and Supply Fac | | Army Active | Bensheim | 0 | 0 | 0 | 0 | 1 | 82,844 | 0 | 8 | 12.8 | 0 | 1 | 28 |
| Binsfeld Family Housing Annex | | AF Active | Binsfeld | 0 | 0 | 77 | 182,015 | 0 | 0 | 0 | 11 | 20.6 | 0 | 0 | 0 |
| Bitburg Family Housing Annex | | AF Active | Bitburg | 19 | 320,386 | 0 | 0 | 65 | 2,363,465 | 0 | 156 | 431.0 | 0 | 0 | 0 |
| Bitburg Storage Annex No 2 | | AF Active | Bitburg | 11 | 31,804 | 0 | 0 | 17 | 415,724 | 0 | 27 | 102.1 | 0 | 0 | 0 |
| Bleidorn Fam Hsg | | Army Active | Ansbach | 7 | 35,817 | 0 | 0 | 27 | 699,464 | 0 | 34 | 117.2 | 0 | 5 | 2 |
| Boeblingen Fam Hsg | | Army Active | Stuttgart | 4 | 14,077 | 0 | 0 | 22 | 515,887 | 1 | 22 | 87.0 | 0 | 0 | 42 |
| Boeblingen Range | | Army Active | Stuttgart | 1 | 2,202 | 0 | 0 | 6 | 6,545 | 0 | 18 | 8.1 | 0 | 1 | 4 |
| Boeblingen Tng Area | | Army Active | Stuttgart | 9 | 9,353 | 0 | 0 | 40 | 34,008 | 0 | 1,443 | 28.7 | 7 | 3 | 1 |
| Breitenau Skeet Range | | Army Active | Garmisch | 0 | 0 | 0 | 0 | 1 | 4,439 | 0 | 50 | 0.8 | 0 | 0 | 0 |

* Sites having assets that are Federally funded (e.g., owned, lease, licence, permit) and State-owned interes

** US Locations that do not meet criteria of at least ten (10) Acres AND at least \$10M PRV. US Territories and Non-US Locations that do not meet criteria of at least ten (10) Acres OR at least \$10M PRV.

DEPARTMENT OF DEFENSE
Base Structure Report - As of 30 Sep 2006

| SITE | BRAC 2005 | NAME NEAREST CITY | BUILDINGS | | | | | | ACRES OWNED | TOTAL ACRES | PRV (\$M) | MIL | CIV | OTHER |
|-------------------------------|--------------|-------------------------|-----------|---------|--------|--------|-------|-----------|----------------|----------------|-----------|-------|-----|-------|
| | | | OWNED | | LEASED | | OTHER | | | | | | | |
| | | | COUNT | SQFT | COUNT | SQFT | COUNT | SQFT | | | | | | |
| Breitenwald Tng Area | Army Active | Landstuhl | 6 | 6,634 | 0 | 0 | 2 | 1,045 | 0 | 127 | 2.8 | 0 | 3 | 0 |
| Bremerhaven | Army Active | Bremerhaven | 7 | 51,785 | 0 | 0 | 0 | 0 | | | 11.7 | 7 | 3 | 34 |
| Buechel Air Base | AF Active | Buechel | 3 | 5,199 | 0 | 0 | 7 | 38,502 | | | 16.0 | 137 | 0 | 1 |
| Buedingen Ammo Area | Army Active | Buedingen | 10 | 26,847 | 0 | 0 | 0 | 0 | 0 | 10 | 30.0 | 0 | 0 | 0 |
| Buedingen Army Heliport | Army Active | Buedingen | 6 | 17,789 | 0 | 0 | 0 | 0 | 0 | 29 | 21.7 | 0 | 0 | 0 |
| Butzbach Tng Area & Range | Army Active | Butzbach | 5 | 3,535 | 0 | 0 | 0 | 0 | 0 | 160 | 9.1 | 0 | 0 | 1 |
| Cambrai Fritsch Kaserne | Army Active | Darmstadt | 17 | 23,262 | 0 | 0 | 43 | 966,638 | 0 | 66 | 260.1 | 707 | 143 | 274 |
| Camp Oppenheim Tng Area | Army Active | Oppenheim | | | | | | | 0 | 132 | 0.3 | 0 | 0 | 0 |
| Campbell Barracks | Army Active | Heidelberg | 20 | 55,694 | 0 | 0 | 29 | 878,643 | 0 | 42 | 281.7 | 1,205 | 487 | 453 |
| Campo Pond Tng Area | Army Active | Hanau | 18 | 20,194 | 0 | 0 | 1 | 153 | 0 | 249 | 11.8 | 0 | 4 | 3 |
| Cardwell Village Fam Hsg | Army Active | Hanau | 0 | 0 | 0 | 0 | 15 | 267,994 | 0 | 10 | 45.3 | 0 | 0 | 0 |
| Coleman Barracks | Army Active | Mannheim | 73 | 344,607 | 0 | 0 | 146 | 1,665,763 | 0 | 554 | 652.1 | 1,301 | 131 | 543 |
| Coleman Village Fam Hsg | Army Active | Gelnhausen | 7 | 77,276 | 0 | 0 | 22 | 828,063 | 0 | 31 | 139.3 | 0 | 0 | 22 |
| Conn Barracks | Army Active | Schweinfurt | 183 | 720,125 | 1 | 12,804 | 47 | 1,307,086 | 0 | 502 | 582.4 | 2,480 | 20 | 226 |
| Crestview Hsg Area | Army Active | Wiesbaden | 0 | 0 | 0 | 0 | 64 | 1,106,432 | 0 | 33 | 148.5 | 0 | 0 | 0 |
| Daenner Kaserne | Army Active | Kaiserlautern | 21 | 34,549 | 0 | 0 | 16 | 373,795 | 0 | 24 | 98.7 | 185 | 130 | 427 |
| Daley Village Fam Hsg | Army Active | Bad Kissingen | 1 | 7,402 | 0 | 0 | 17 | 429,609 | 0 | 23 | 62.7 | 0 | 0 | 0 |
| Darmstadt Training Center | Army Active | Darmstadt | 15 | 58,355 | 0 | 0 | 5 | 43,897 | 0 | 125 | 35.1 | 430 | 81 | 129 |
| Dautphe Boy Scout Camp | Army Active | Dautphe | 18 | 4,339 | 0 | 0 | 12 | 12,933 | 0 | 182 | 8.9 | 0 | 0 | 0 |
| Dexheim Fam Hsg | Army Active | Dexheim | 41 | 197,054 | 0 | 0 | 14 | 266,085 | 0 | 32 | 81.3 | 0 | 0 | 0 |
| Dexheim Missile Fac | Army Active | Dexheim | 20 | 17,252 | 0 | 0 | 26 | 228,873 | 0 | 40 | 88.0 | 0 | 0 | 0 |
| East Camp Grafenwoehr | Army Active | Hof | 407 | 838,265 | 0 | 0 | 622 | 3,666,779 | 0 | 2,698 | 1,303.7 | 1,806 | 270 | 1,034 |
| Echterdingen Airfield | Army Active | Stuttgart | 11 | 24,734 | 0 | 0 | 16 | 161,505 | 0 | 54 | 70.8 | 50 | 15 | 66 |
| Edingen Radio Receiver Fac | Army Active | Heidelberg | 1 | 155 | 0 | 0 | 1 | 3,101 | 0 | 45 | 1.8 | 2 | 0 | 0 |
| Egelsbach Transmitter Fac | Army Active | Langen | 1 | 2,299 | 0 | 0 | 5 | 6,762 | 0 | 76 | 4.4 | 0 | 0 | 0 |
| Einsiedlerhof Maintenance Anx | AF Active | Einsiedlerhof | 2 | 9,773 | 0 | 0 | 4 | 105,302 | 0 | 14 | 31.3 | 0 | 0 | 0 |
| Einsiedlerhof Storage Annex | AF Active | Einsiedlerhof | 9 | 95,930 | 0 | 0 | 15 | 284,108 | 0 | 28 | 76.7 | 59 | 24 | 0 |
| Einsiedlerkoepfe Training Anx | AF Active | Kaiserlautern | 3 | 4,392 | 0 | 0 | 1 | 9,630 | 0 | 311 | 7.4 | 0 | 0 | 0 |
| Ernst Ludwig Kaserne | Army Active | Darmstadt | 1 | 2,870 | 0 | 0 | 2 | 30,287 | 0 | 13 | 12.1 | 0 | 1 | 0 |
| Finthen Airfield | Army Active | Mainz | 18 | 11,662 | 0 | 0 | 1 | 855 | 0 | 108 | 8.5 | 0 | 0 | 0 |
| Fintherlandstr Fam Hsg | Army Active | Mainz | 0 | 0 | 0 | 0 | 18 | 190,855 | 0 | 9 | 25.7 | 0 | 0 | 0 |
| Fliegerhorst Airfield Kaserne | Army Active | Hanau | 50 | 269,215 | 0 | 0 | 94 | 1,794,852 | 0 | 623 | 610.6 | 352 | 16 | 26 |
| Flynn Fam Hsg & Tng Areas | Army Active | Bamberg | 95 | 249,098 | 0 | 0 | 61 | 1,392,397 | 0 | 2,619 | 292.3 | 0 | 0 | 108 |
| Freihoelser Tng Area | Army Active | Amberg | 10 | 11,245 | 0 | 0 | 0 | 0 | 0 | 339 | 12.4 | 0 | 0 | 0 |
| Friedberg Tng & Stor Area | Army Active | Friedberg | 14 | 23,736 | 0 | 0 | 0 | 0 | 0 | 9,293 | 28.3 | 22 | 0 | 0 |
| Friedrichsfeld QM Service Ctr | Army Active | Mannheim | 12 | 5,140 | 0 | 0 | 6 | 228,300 | 0 | 39 | 57.6 | 1 | 26 | 144 |

* Sites having assets that are Federally funded (e.g., owned, lease, licence, permit) and State-owned interes

** US Locations that do not meet criteria of at least ten (10) Acres AND at least \$10M PRV. US Territories and Non-US Locations that do not meet criteria of at least ten (10) Acres OR at least \$10M PRV.

DEPARTMENT OF DEFENSE
Base Structure Report - As of 30 Sep 2006

| SITE | BRAC 2005 | COMPONENT | NAME NEAREST CITY | BUILDINGS | | | | | | ACRES OWNED | TOTAL ACRES | PRV (\$M) | MIL | CIV | OTHER |
|--------------------------------|--------------|-------------|-------------------------|-----------|-----------|--------|-----------|-------|-----------|----------------|----------------|-----------|-------|-----|-------|
| | | | | OWNED | | LEASED | | OTHER | | | | | | | |
| | | | | COUNT | SQFT | COUNT | SQFT | COUNT | SQFT | | | | | | |
| Friedrichsfeld Stor Area | | Army Active | Mannheim | 2 | 276 | 0 | 0 | 3 | 61,178 | 0 | 17 | 10.2 | 0 | 5 | 20 |
| Funari Barracks | | Army Active | Mannheim | 9 | 35,377 | 0 | 0 | 18 | 322,274 | 0 | 27 | 91.3 | 170 | 243 | 249 |
| Garmisch Fam Hsg | | Army Active | Garmisch | 5 | 2,448 | 0 | 0 | 20 | 342,798 | 0 | 83 | 64.9 | 0 | 0 | 106 |
| Garmisch Golf Course | | Army Active | Garmisch | 8 | 8,141 | 0 | 0 | 1 | 3,321 | 0 | 72 | 8.1 | 0 | 0 | 0 |
| Geilenkirchen Air Base | | AF Active | Geilenkirchen | 8 | 34,865 | 1 | 4,924 | 12 | 107,707 | | | 37.3 | 543 | 26 | 11 |
| General Abrams Hotel and Disp | | Army Active | Garmisch | 0 | 0 | 0 | 0 | 11 | 217,831 | 0 | 11 | 56.1 | 0 | 0 | 0 |
| General Patton Hotel | | Army Active | Garmisch | 0 | 0 | 0 | 0 | 1 | 67,190 | 0 | 2 | 17.1 | 0 | 0 | 0 |
| George C Marshall Vil Fam Hsg | | Army Active | Giessen | 5 | 1,751 | 0 | 0 | 32 | 785,762 | 0 | 42 | 115.8 | 0 | 0 | 0 |
| Germersheim Army Depot | | Army Active | Germersheim | 123 | 1,435,582 | 0 | 0 | 22 | 464,016 | 0 | 454 | 474.6 | 10 | 2 | 600 |
| Giebelstadt Army Airfield | | Army Active | Geibelstadt | 47 | 459,664 | 0 | 0 | 44 | 506,195 | 0 | 635 | 328.4 | 192 | 14 | 96 |
| Giessen | | Army Active | Giessen | 0 | 0 | 2 | 96,339 | 0 | 0 | | | 24.5 | 0 | 0 | 0 |
| Giessen Community Facilities | | Army Active | Giessen | 9 | 71,154 | 0 | 0 | 1 | 3,756 | 0 | 18 | 21.1 | 0 | 0 | 60 |
| Giessen General Depot | | Army Active | Giessen | 93 | 779,333 | 0 | 0 | 111 | 2,404,544 | 0 | 541 | 693.6 | 1,311 | 220 | 926 |
| Grafenwoehr | | Army Active | Grafenwoehr | 0 | 0 | 452 | 1,461,696 | 0 | 0 | 0 | 42 | 157.3 | 17 | 0 | 0 |
| Grafenwoehr Tng Area | | Army Active | Grafenwoehr | 566 | 375,120 | 0 | 0 | 12 | 11,852 | 0 | 51,676 | 606.7 | 587 | 0 | 1 |
| Griesheim Airfield | | Army Active | Darmstadt | 26 | 47,291 | 0 | 0 | 21 | 252,491 | 0 | 73 | 71.8 | 11 | 0 | 155 |
| Grossauheim Kaserne | | Army Active | Gross Auheim | 11 | 119,095 | 0 | 0 | 35 | 814,781 | 0 | 45 | 230.2 | 122 | 1 | 155 |
| Gruenstadt AAFES Fac | | Army Active | Gruenstadt | 9 | 50,006 | 0 | 0 | 13 | 422,993 | 0 | 18 | 124.0 | 0 | 0 | 351 |
| Gruenstadt Comm Sta | | Army Active | Gruenstadt | 1 | 533 | 0 | 0 | 1 | 90 | 0 | 65 | 6.8 | 0 | 0 | 0 |
| Hainerberg Hsg and Shop Ctr | | Army Active | Wiesbaden | 20 | 91,008 | 0 | 0 | 99 | 2,521,908 | 0 | 165 | 412.9 | 0 | 0 | 708 |
| Hammonds Barracks | | Army Active | Heidelberg | 1 | 229 | 0 | 0 | 9 | 255,408 | 0 | 17 | 72.2 | 20 | 223 | 203 |
| Harvey Barracks | | Army Active | Kitzingen | 69 | 616,174 | 0 | 0 | 87 | 1,006,691 | 0 | 592 | 484.0 | 190 | 183 | 454 |
| Hausberg Ski Area | | Army Active | Garmisch | 2 | 8,461 | 0 | 0 | 0 | 0 | 17 | 30 | 1.0 | 0 | 0 | 0 |
| Heidelberg | | Army Active | Heidelberg | 0 | 0 | 91 | 234,815 | 0 | 0 | | | 28.2 | 74 | 2 | 0 |
| Heidelberg Army Heliport | | Army Active | Heidelberg | 11 | 17,082 | 0 | 0 | 8 | 49,551 | 0 | 45 | 44.6 | 21 | 1 | 57 |
| Heidelberg Community Sup Ctr | | Army Active | Heidelberg | 22 | 57,592 | 0 | 0 | 13 | 364,974 | 0 | 27 | 98.4 | 25 | 52 | 618 |
| Heidelberg Golf Course | | Army Active | Heidelberg | 12 | 17,727 | 0 | 0 | 0 | 0 | 0 | 125 | 18.9 | 0 | 0 | 33 |
| Heidelberg Hospital | | Army Active | Heidelberg | 5 | 1,737 | 0 | 0 | 24 | 515,664 | 0 | 23 | 203.6 | 685 | 184 | 187 |
| Hill 365 Radio Relay Fac | | Army Active | Kaiserlautern | 4 | 814 | 0 | 0 | 1 | 3,948 | 0 | 17 | 2.6 | 0 | 0 | 0 |
| Hochspeyer Ammo Stor Anx | | AF Active | Hochspeyer | 30 | 56,384 | 0 | 0 | 5 | 14,443 | 0 | 88 | 35.9 | 0 | 0 | 0 |
| Hohe Warte LTA | | Army Active | Giessen | 7 | 7,676 | 0 | 0 | 0 | 0 | 0 | 166 | 7.8 | 0 | 0 | 0 |
| Hohenfels | | Army Active | Hohenfels | 0 | 0 | 577 | 1,363,991 | 0 | 0 | 0 | 1 | 150.0 | 7 | 1 | 0 |
| Hohenfels Tng Area | | Army Active | Hohenfels | 648 | 1,486,939 | 1 | 151 | 365 | 1,792,454 | 0 | 40,024 | 1,158.5 | 1,294 | 208 | 1,163 |
| Hommertshausen Girl Scout Camp | | Army Active | Hommertshausen | 22 | 10,478 | 0 | 0 | 0 | 0 | 0 | 84 | 4.4 | 0 | 0 | 0 |
| Hoppstaedten Waterworks | | Army Active | Baumholder | 2 | 3,085 | 0 | 0 | 2 | 21,854 | 0 | 22 | 34.6 | 0 | 0 | 0 |
| Husterhoeh Communication Site | | AF Active | Pirmasens | 2 | 1,200 | 0 | 0 | 5 | 16,617 | 0 | 185 | 6.5 | 0 | 0 | 0 |

* Sites having assets that are Federally funded (e.g., owned, lease, licence, permit) and State-owned interes

** US Locations that do not meet criteria of at least ten (10) Acres AND at least \$10M PRV. US Territories and Non-US Locations that do not meet criteria of at least ten (10) Acres OR at least \$10M PRV.

DEPARTMENT OF DEFENSE
Base Structure Report - As of 30 Sep 2006

| SITE | BRAC 2005 | COMPONENT | NAME NEAREST CITY | BUILDINGS | | | | | | ACRES OWNED | TOTAL ACRES | PRV (\$M) | MIL | CIV | OTHER |
|-----------------------------------|--------------|-------------|-------------------------|-----------|---------|--------|-----------|-------|-----------|----------------|----------------|-----------|-------|-----|-------|
| | | | | OWNED | | LEASED | | OTHER | | | | | | | |
| | | | | COUNT | SQFT | COUNT | SQFT | COUNT | SQFT | | | | | | |
| Husterhoeh Kaserne | | Army Active | Pirmasens | 42 | 514,543 | 0 | 0 | 28 | 647,366 | 0 | 126 | 213.0 | 37 | 24 | 476 |
| Hutier Kaserne | | Army Active | Hanau | 9 | 158,920 | 0 | 0 | 14 | 352,345 | 0 | 55 | 168.0 | 172 | 0 | 39 |
| Idar Oberstein Fam Hsg | | Army Active | Idar Oberstein | 4 | 363 | 0 | 0 | 15 | 446,248 | 0 | 27 | 58.4 | 0 | 0 | 0 |
| Illesheim Leased | | Army Active | Illesheim | 0 | 0 | 80 | 207,373 | 0 | 0 | 0 | 2 | 24.1 | 7 | 0 | 0 |
| Jefferson Village Fam Hsg | | Army Active | Darmstadt | 6 | 582 | 0 | 0 | 12 | 354,331 | 0 | 23 | 70.5 | 47 | 17 | 55 |
| John F Dulles Village Fam Hsg | | Army Active | Giessen | 3 | 4,073 | 0 | 0 | 15 | 419,853 | 0 | 22 | 63.9 | 0 | 0 | 0 |
| Kaiserslautern | | Army Active | Kaiserslautern | 1 | 44,485 | 0 | 0 | 3 | 6,801 | 0 | 465 | 20.1 | 0 | 0 | 0 |
| Kaiserslautern Army Depot | | Army Active | Kaiserslautern | 101 | 727,735 | 0 | 0 | 69 | 956,761 | 0 | 635 | 395.9 | 11 | 35 | 791 |
| Kaiserslautern Equip Spt Ctr | | Army Active | Kaiserslautern | 23 | 37,112 | 0 | 0 | 21 | 233,175 | 0 | 51 | 57.4 | 11 | 20 | 132 |
| Kaiserslautern Fam Hsg Anx No 3 | | AF Active | Kaiserslautern | 0 | 0 | 0 | 0 | 28 | 230,421 | 0 | 12 | 33.1 | 0 | 0 | 0 |
| Kaiserslautern Water System Anx | | AF Active | Kaiserslautern | 1 | 182 | 0 | 0 | 2 | 7,448 | 0 | 4 | 10.6 | 0 | 0 | 0 |
| Kapaun Administration Anx | | AF Active | Kaiserslautern | 21 | 99,545 | 0 | 0 | 35 | 508,299 | 0 | 114 | 193.8 | 137 | 6 | 4 |
| Kastel Hsg Area | | Army Active | Wiesbaden | 5 | 16,133 | 0 | 0 | 12 | 374,067 | 0 | 28 | 74.4 | 0 | 0 | 0 |
| Katterbach Kaserne | | Army Active | Ansbach | 44 | 187,552 | 0 | 0 | 107 | 2,547,674 | 1 | 425 | 712.1 | 1,728 | 33 | 434 |
| Kefurt & Craig Village Fam Hsg | | Army Active | Stuttgart | 0 | 0 | 0 | 0 | 41 | 1,047,887 | 0 | 38 | 151.1 | 0 | 0 | 17 |
| Kelley Barracks-Gerge44E | | Army Active | Darmstadt | 28 | 257,047 | 0 | 0 | 16 | 387,192 | 0 | 119 | 177.9 | 800 | 5 | 26 |
| Kelley Barracks-Gerge44F | | Army Active | Stuttgart | 44 | 96,768 | 0 | 0 | 29 | 708,885 | 6 | 72 | 201.7 | 32 | 220 | 406 |
| Kilbourne Kaserne | | Army Active | Heidelberg | 8 | 10,576 | 0 | 0 | 17 | 86,715 | 0 | 13 | 32.0 | 154 | 103 | 11 |
| Kitzingen | | Army Active | Kitzingen | 0 | 0 | 165 | 630,253 | 1 | 2,907 | 0 | 0 | 72.9 | 0 | 0 | 0 |
| Kitzingen Family Housing | | Army Active | Kitzingen | 55 | 279,411 | 0 | 0 | 36 | 1,081,268 | 0 | 80 | 233.2 | 0 | 0 | 0 |
| Kitzingen Tng Areas | | Army Active | Kitzingen | 1 | 4,951 | 0 | 0 | 25 | 40,909 | 0 | 2,827 | 19.2 | 0 | 0 | 0 |
| Kleber Kaserne | | Army Active | Kaiserslautern | 47 | 279,514 | 0 | 0 | 32 | 816,440 | 0 | 77 | 294.7 | 640 | 172 | 736 |
| Kornwestheim Golf Course | | Army Active | Stuttgart | 4 | 21,936 | 0 | 0 | 1 | 435 | 0 | 320 | 13.9 | 0 | 0 | 28 |
| Lampertheim Tng Area | | Army Active | Lampertheim | 4 | 722 | 0 | 0 | 1 | 864 | 0 | 4,128 | 24.4 | 0 | 0 | 0 |
| Landstuhl Family Housing Annex O3 | | AF Active | Landstuhl | 11 | 44,606 | 0 | 0 | 28 | 955,810 | 0 | 52 | 167.4 | 0 | 0 | 0 |
| Landstuhl Heliport | | Army Active | Landstuhl | 31 | 80,711 | 0 | 0 | 0 | 0 | 0 | 113 | 48.3 | 182 | 23 | 32 |
| Landstuhl Hospital | | Army Active | Landstuhl | 71 | 224,188 | 0 | 0 | 70 | 1,187,000 | 0 | 165 | 517.3 | 824 | 321 | 552 |
| Landstuhl Maintenance Site | | AF Active | Ramstein | 34 | 123,705 | 0 | 0 | 3 | 8,883 | 0 | 25 | 33.3 | 0 | 0 | 0 |
| Landstuhl Maintenance Site No 2 | | AF Active | Spesbach | 8 | 32,419 | 0 | 0 | 5 | 15,142 | 0 | 7 | 17.9 | 0 | 0 | 0 |
| Langen Terrace Fam Hsg Area | | Army Active | Langen | 11 | 15,195 | 0 | 0 | 15 | 285,521 | 0 | 16 | 45.2 | 0 | 3 | 0 |
| Langerkopf Rad Rel Site | | AF Active | Leimen | 5 | 38,394 | 0 | 0 | 4 | 8,614 | 0 | 7 | 17.0 | 0 | 0 | 0 |
| Larson Barracks | | Army Active | Kitzingen | 69 | 627,015 | 0 | 0 | 48 | 926,659 | 0 | 654 | 455.1 | 234 | 0 | 65 |
| Leased Housing Wuerzburg | | Army Active | Wuerzburg | 0 | 0 | 130 | 1,221,377 | 0 | 0 | 0 | 2 | 139.8 | 41 | 0 | 0 |
| Leased Hsg Giebelstadt | | Army Active | Geibelstadt | 0 | 0 | 113 | 551,529 | 0 | 0 | 0 | 0 | 63.1 | 10 | 0 | 0 |
| Ledward Barracks | | Army Active | Schweinfurt | 146 | 249,576 | 0 | 0 | 54 | 1,384,380 | 0 | 161 | 433.0 | 1,888 | 117 | 750 |

* Sites having assets that are Federally funded (e.g., owned, lease, licence, permit) and State-owned interes

** US Locations that do not meet criteria of at least ten (10) Acres AND at least \$10M PRV. US Territories and Non-US Locations that do not meet criteria of at least ten (10) Acres OR at least \$10M PRV.

DEPARTMENT OF DEFENSE
Base Structure Report - As of 30 Sep 2006

| SITE | BRAC 2005 | NAME NEAREST CITY | BUILDINGS | | | | | | ACRES OWNED | TOTAL ACRES | PRV (\$M) | MIL | CIV | OTHER |
|-------------------------------|--------------|-------------------------|-----------|-----------|--------|---------|-------|-----------|----------------|----------------|-----------|-------|-----|-------|
| | | | OWNED | | LEASED | | OTHER | | | | | | | |
| | | | COUNT | SQFT | COUNT | SQFT | COUNT | SQFT | | | | | | |
| Lincoln Village Fam Hsg | Army Active | Darmstadt | 47 | 141,501 | 0 | 0 | 41 | 1,243,547 | 0 | 64 | 217.1 | 0 | 13 | 119 |
| Mainz | Army Active | Mainz | 0 | 0 | 1 | 1,967 | 2 | 11,270 | 0 | 169 | 1.8 | 2 | 0 | 4 |
| Mainz-Kastel Station | Army Active | Wiesbaden | 9 | 26,639 | 0 | 0 | 28 | 755,662 | 0 | 58 | 164.6 | 101 | 22 | 659 |
| Mannheim Class III Point | Army Active | Mannheim | 6 | 13,526 | 0 | 0 | 6 | 14,125 | 0 | 28 | 1,257.0 | 0 | 0 | 7 |
| Mark Twain Village Fam Hsg | Army Active | Heidelberg | 9 | 28,701 | 0 | 0 | 69 | 2,038,192 | 0 | 75 | 386.4 | 197 | 287 | 419 |
| McArthur Place Fam Hsg | Army Active | Friedberg | 1 | 2,294 | 0 | 0 | 14 | 190,881 | 0 | 10 | 30.2 | 0 | 0 | 0 |
| McCully Barracks | Army Active | Mainz | 21 | 251,198 | 0 | 0 | 38 | 360,518 | 0 | 74 | 182.9 | 488 | 5 | 20 |
| Messel Small Arms Range | Army Active | Darmstadt | 6 | 5,754 | 0 | 0 | 2 | 752 | 0 | 52 | 8.5 | 0 | 0 | 0 |
| Miesau Ammo Depot | Army Active | Miesau | 126 | 839,926 | 0 | 0 | 511 | 1,565,872 | 0 | 2,326 | 720.3 | 523 | 15 | 223 |
| Moehringen Fam Hsg | Army Active | Stuttgart | 0 | 0 | 0 | 0 | 31 | 390,307 | 0 | 32 | 50.9 | 0 | 0 | 1 |
| Nathan Hale QM Area | Army Active | Darmstadt | 18 | 58,407 | 0 | 0 | 27 | 392,421 | 0 | 39 | 96.2 | 174 | 32 | 352 |
| Neubruecke | Army Active | Neubrucke | 0 | 0 | 39 | 122,978 | 0 | 0 | 0 | 14.3 | 0 | 0 | 0 | 0 |
| Neubruecke Hospital | Army Active | Baumholder | 7 | 32,874 | 0 | 0 | 20 | 297,814 | 0 | 55 | 101.1 | 0 | 0 | 28 |
| New Argonner Fam Hsg | Army Active | Hanau | 12 | 243,467 | 0 | 0 | 44 | 633,587 | 0 | 85 | 171.3 | 68 | 35 | 102 |
| Oberammergau NATO School | Army Active | Garmisch | 3 | 1,827 | 0 | 0 | 4 | 43,010 | 0 | 12.2 | 15 | 5 | 387 | |
| Oberdachstetten Tng Area | Army Active | Ansbach | 19 | 19,539 | 0 | 0 | 49 | 137,455 | 0 | 799 | 66.5 | 0 | 0 | 0 |
| Oberweis Annex | AF Active | Oberweis | 12 | 9,913 | 0 | 0 | 35 | 128,304 | 0 | 108 | 49.1 | 0 | 0 | 0 |
| Oftersheim Small Arms Range | Army Active | Heidelberg | 5 | 3,707 | 0 | 0 | 3 | 9,551 | 0 | 35 | 7.9 | 0 | 2 | 4 |
| Panzer Kaserne-Gerge642 | Army Active | Kaiserlautern | 1 | 334 | 0 | 0 | 10 | 303,644 | 0 | 19 | 86.2 | 382 | 155 | 175 |
| Panzer Kaserne-Gerge643 | Army Active | Stuttgart | 24 | 93,830 | 0 | 0 | 39 | 1,074,148 | 2 | 90 | 308.8 | 682 | 24 | 247 |
| Patch Barracks | Army Active | Stuttgart | 51 | 329,455 | 0 | 0 | 41 | 1,202,953 | 1 | 110 | 415.8 | 581 | 292 | 1,648 |
| Patrick Henry Village Fam Hsg | Army Active | Heidelberg | 53 | 426,812 | 0 | 0 | 192 | 2,950,854 | 0 | 250 | 654.7 | 29 | 30 | 712 |
| Patton Barracks | Army Active | Heidelberg | 30 | 85,724 | 0 | 0 | 27 | 654,447 | 0 | 37 | 202.6 | 397 | 261 | 156 |
| Pendleton Barracks | Army Active | Giessen | 4 | 13,560 | 0 | 0 | 4 | 113,203 | 0 | 38 | 37.8 | 10 | 14 | 88 |
| Pfeffelbach Waterworks | Army Active | Baumholder | 1 | 78 | 0 | 0 | 2 | 16,896 | 0 | 57 | 29.1 | 0 | 0 | 0 |
| Pioneer Kaserne | Army Active | Hanau | 17 | 36,678 | 0 | 0 | 52 | 1,071,006 | 0 | 95 | 296.1 | 564 | 132 | 247 |
| Pioneer Village Fam Hsg | Army Active | Hanau | 3 | 78,781 | 0 | 0 | 48 | 1,451,483 | 0 | 61 | 245.6 | 0 | 0 | 14 |
| Pond Barracks | Army Active | Amberg | 4 | 37,568 | 0 | 0 | 0 | 0 | 0 | 22 | 13.6 | 0 | 0 | 0 |
| Pruem Air Station | AF Active | Pruem | 16 | 39,221 | 0 | 0 | 4 | 30,985 | 0 | 50 | 30.1 | 0 | 0 | 0 |
| Pulaski Barracks | Army Active | Kaiserlautern | 33 | 65,711 | 0 | 0 | 37 | 226,181 | 0 | 131 | 92.1 | 163 | 25 | 244 |
| Ramstein Air Base | AF Active | Landstuhl | 330 | 3,322,852 | 1 | 3,875 | 340 | 7,612,295 | 0 | 3,102 | 3,378.7 | 8,711 | 839 | 1,654 |
| Ramstein Storage Annex | AF Active | Kaiserlautern | 4 | 177,729 | 0 | 0 | 2 | 46,518 | 0 | 85 | 75.7 | 0 | 0 | 0 |
| Ray Barracks | Army Active | Friedberg | 103 | 715,208 | 0 | 0 | 64 | 863,458 | 0 | 188 | 437.9 | 2,355 | 45 | 124 |
| Rheinblick Rec Annex | Army Active | Wiesbaden | 1 | 35 | 0 | 0 | 2 | 14,052 | 0 | 172 | 11.0 | 0 | 0 | 39 |
| Rhine Ordnance Barracks | Army Active | Kaiserlautern | 105 | 437,900 | 0 | 0 | 988 | 2,053,667 | 0 | 3,037 | 836.5 | 665 | 14 | 191 |
| Robinson Barracks | Army Active | Stuttgart | 4 | 80,931 | 0 | 0 | 5 | 19,162 | 1 | 24 | 25.4 | 0 | 0 | 90 |

* Sites having assets that are Federally funded (e.g., owned, lease, licence, permit) and State-owned interes

** US Locations that do not meet criteria of at least ten (10) Acres AND at least \$10M PRV. US Territories and Non-US Locations that do not meet criteria of at least ten (10) Acres OR at least \$10M PRV.

DEPARTMENT OF DEFENSE
Base Structure Report - As of 30 Sep 2006

| SITE | BRAC 2005 | COMPONENT | NAME NEAREST CITY | BUILDINGS | | | | | | ACRES OWNED | TOTAL ACRES | PRV (\$M) | MIL | CIV | OTHER |
|-----------------------------------|--------------|-------------|-------------------------|-----------|-----------|--------|-----------|-------|-----------|----------------|----------------|-----------|-------|-----|-------|
| | | | | OWNED | | LEASED | | OTHER | | | | | | | |
| | | | | COUNT | SQFT | COUNT | SQFT | COUNT | SQFT | | | | | | |
| Robinson-Grenadier Fam Hsg | | Army Active | Stuttgart | 8 | 1,679 | 0 | 0 | 63 | 1,504,096 | 0 | 135 | 228.9 | 0 | 6 | 14 |
| Roman Way Village Fam Hsg | | Army Active | Butzbach | 19 | 103,535 | 0 | 0 | 43 | 1,284,530 | 0 | 63 | 198.7 | 23 | 9 | 42 |
| Rottershausen Ammo Stor Area | | Army Active | Schweinfurt | 5 | 9,520 | 0 | 0 | 25 | 47,775 | 0 | 186 | 10.2 | 0 | 0 | 0 |
| Sambach AFN Fac | | Army Active | Sambach | 0 | 0 | 0 | 0 | 3 | 1,999 | 0 | 10 | 0.9 | 0 | 0 | 0 |
| Schweinfurt | | Army Active | Schweinfurt | 0 | 0 | 130 | 1,195,310 | 0 | 0 | | | 135.4 | 23 | 0 | 0 |
| Schweinfurt Tng Areas | | Army Active | Schweinfurt | 110 | 82,634 | 0 | 0 | 6 | 12,606 | 0 | 10,803 | 38.9 | 0 | 2 | 15 |
| Schwetzingen Training Area | | Army Active | Heidelberg | 1 | 343 | 0 | 0 | 0 | 0 | 0 | 277 | 0.9 | 0 | 0 | 0 |
| Sembach Admin Annex (Wing HQ) | R | AF Active | Wartenberg | 34 | 553,896 | 0 | 0 | 79 | 1,937,874 | 0 | 279 | 565.9 | 534 | 79 | 10 |
| Sheridan Barracks | | Army Active | Garmisch | 3 | 301,799 | 0 | 0 | 11 | 401,133 | 0 | 29 | 150.3 | 0 | 5 | 126 |
| Shipton Kaserne | | Army Active | Ansbach | 33 | 36,226 | 0 | 0 | 39 | 317,012 | 0 | 386 | 111.2 | 0 | 2 | 8 |
| Siegenburg Air Range | | AF Active | Muehlausen | 3 | 2,730 | 0 | 0 | 5 | 7,706 | 0 | 681 | 5.4 | 0 | 1 | 8 |
| Smith Barracks | | Army Active | Baumholder | 178 | 642,766 | 0 | 0 | 203 | 3,130,266 | 0 | 1,018 | 1,139.2 | 4,197 | 301 | 1,094 |
| South Camp Vilseck | | Army Active | Vilseck | 875 | 4,527,033 | 0 | 0 | 138 | 1,334,661 | 0 | 2,193 | 1,396.0 | 3,712 | 255 | 1,585 |
| Spangdahlem | | AF Active | Spangdahlem | 187 | 1,381,674 | 0 | 0 | 219 | 2,549,911 | 0 | 1,619 | 1,760.8 | 4,350 | 204 | 461 |
| Spangdahlem Waste Annex | | AF Active | Spangdahlem | 2 | 2,586 | 0 | 0 | 2 | 4,105 | 0 | 3 | 35.5 | 0 | 0 | 0 |
| Speicher Family Housing Anx | | AF Active | Speicher | 0 | 0 | 102 | 234,681 | 0 | 0 | 0 | 12 | 27.0 | 0 | 0 | 0 |
| Spinelli Barracks | | Army Active | Mannheim | 35 | 25,078 | 0 | 0 | 70 | 1,483,598 | 0 | 198 | 323.7 | 458 | 50 | 195 |
| St Barbara Village Fam Hsg | | Army Active | Darmstadt | 21 | 6,868 | 1 | 1 | 21 | 82,351 | 0 | 11 | 16.2 | 0 | 0 | 0 |
| Stem Kaserne | | Army Active | Heidelberg | 3 | 12,184 | 0 | 0 | 12 | 60,479 | 0 | 10 | 24.5 | 21 | 12 | 61 |
| Steuben & Weicht Vil Fam Hsg | | Army Active | Stuttgart | 2 | 782 | 0 | 0 | 54 | 555,685 | 0 | 48 | 78.9 | 0 | 0 | 1 |
| Storck Barracks | | Army Active | Illesheim | 33 | 60,228 | 0 | 0 | 97 | 1,874,999 | 0 | 441 | 564.6 | 1,322 | 25 | 211 |
| Strassburg Kaserne | | Army Active | Baumholder | 9 | 8,194 | 0 | 0 | 28 | 484,158 | 0 | 39 | 126.9 | 514 | 1 | 76 |
| Stuttgart Dependent School | | Army Active | Stuttgart | 1 | 301 | 0 | 0 | 4 | 167,796 | 0 | 11 | 42.9 | 0 | 0 | 33 |
| Sullivan Barracks | | Army Active | Mannheim | 21 | 218,319 | 0 | 0 | 50 | 927,802 | 0 | 111 | 300.8 | 594 | 35 | 593 |
| Sulzheim Tng Area | | Army Active | Schweinfurt | 1 | 182 | 0 | 0 | 1 | 190 | 0 | 145 | 9.4 | 0 | 0 | 0 |
| Taylor Barracks | | Army Active | Mannheim | 63 | 195,073 | 0 | 0 | 26 | 661,602 | 0 | 113 | 240.2 | 838 | 92 | 412 |
| Tiergarten Tng Area | | Army Active | Hanau | 3 | 417 | 0 | 0 | 0 | 0 | 0 | 246 | 1.2 | 0 | 0 | 0 |
| Tompkins Barracks | | Army Active | Heidelberg | 28 | 67,272 | 0 | 0 | 31 | 602,864 | 0 | 88 | 209.6 | 557 | 127 | 91 |
| Turley Barracks | | Army Active | Mannheim | 13 | 7,434 | 2 | 52,129 | 30 | 484,940 | 0 | 33 | 159.7 | 374 | 14 | 17 |
| Vilseck | | Army Active | Vilseck | 0 | 0 | 134 | 671,352 | 0 | 0 | 0 | 31 | 76.7 | 24 | 0 | 0 |
| Vogelweh Family Housing Annex | | AF Active | Kaiserlautern | 89 | 550,005 | 0 | 0 | 116 | 4,030,573 | 0 | 634 | 830.4 | 74 | 13 | 0 |
| Wackernhm-Schwabenwaeldchen TA | | Army Active | Mainz | 2 | 1,599 | 0 | 0 | 7 | 3,886 | 0 | 23 | 3.4 | 0 | 0 | 0 |
| Warner Barracks | | Army Active | Bamberg | 230 | 302,336 | 0 | 0 | 121 | 2,638,193 | 0 | 209 | 798.2 | 2,413 | 204 | 992 |
| Warner Barracks Fam Hsg | | Army Active | Bamberg | 4 | 746 | 0 | 0 | 13 | 337,013 | 0 | 13 | 54.0 | 0 | 0 | 0 |
| Weilimdorf Warehouse | | Army Active | Stuttgart | 0 | 0 | 0 | 0 | 2 | 61,588 | 0 | 4 | 11.1 | 0 | 0 | 4 |

* Sites having assets that are Federally funded (e.g., owned, lease, licence, permit) and State-owned interes

** US Locations that do not meet criteria of at least ten (10) Acres AND at least \$10M PRV. US Territories and Non-US Locations that do not meet criteria of at least ten (10) Acres OR at least \$10M PRV.

DEPARTMENT OF DEFENSE
Base Structure Report - As of 30 Sep 2006

| SITE | BRAC 2005 | COMPONENT | NAME NEAREST CITY | BUILDINGS | | | | | | ACRES OWNED | TOTAL ACRES | PRV (\$M) | MIL | CIV | OTHER |
|-------------------------------|--------------|-------------|-------------------------|--------------|-------------------|--------------|-------------------|--------------|--------------------|----------------|----------------|-----------------|---------------|--------------|---------------|
| | | | | OWNED | | LEASED | | OTHER | | | | | | | |
| | | | | COUNT | SQFT | COUNT | SQFT | COUNT | SQFT | | | | | | |
| Weisskirchen AFN Trans Fac | | Army Active | Weisskirchen | 0 | 0 | 0 | 0 | 6 | 13,519 | 0 | 18 | 13.9 | 0 | 0 | 0 |
| Wetzel Fam Hsg | | Army Active | Baumholder | 7 | 31,098 | 0 | 0 | 35 | 1,230,185 | 0 | 131 | 187.6 | 0 | 0 | 64 |
| Wetzel Kaserne | | Army Active | Baumholder | 17 | 104,274 | 0 | 0 | 9 | 100,106 | 0 | 215 | 89.6 | 0 | 1 | 111 |
| Wiesbaden Army Airfield | | Army Active | Wiesbaden | 50 | 327,524 | 0 | 0 | 143 | 2,105,857 | 0 | 638 | 722.7 | 3,000 | 428 | 1,024 |
| Wiesbaden Small Arms Range | | Army Active | Wiesbaden | 3 | 6,419 | 0 | 0 | 7 | 8,398 | 0 | 26 | 5.0 | 0 | 0 | 0 |
| Wolfgang Kaserne | | Army Active | Hanau | 21 | 309,512 | 0 | 0 | 9 | 126,077 | 0 | 98 | 109.3 | 1 | 0 | 360 |
| Wuerzburg Faulenberg Barracks | | Army Active | Wuerzburg | 12 | 18,324 | 0 | 0 | 29 | 551,698 | 0 | 25 | 126.0 | 58 | 125 | 209 |
| Wuerzburg Hospital | | Army Active | Wuerzburg | 6 | 197,180 | 0 | 0 | 4 | 405,519 | 0 | 14 | 219.5 | 740 | 148 | 437 |
| Wuerzburg Tng Areas | | Army Active | Wuerzburg | 3 | 3,172 | 0 | 0 | 1 | 387 | 0 | 20 | 2.2 | 0 | 0 | 0 |
| Yorkhof Kaserne | | Army Active | Hanau | 0 | 0 | 0 | 0 | 9 | 128,926 | 0 | 5 | 34.9 | 32 | 136 | 137 |
| ** OTHER SITE(S) : 62 | | | | 77 | 164,311 | 48 | 233,141 | 95 | 380,642 | 2 | 141 | 205.8 | 745 | 145 | 1,211 |
| Germany Total: | | | | 7,418 | 33,532,348 | 2,500 | 10,069,972 | 8,709 | 125,313,354 | 34 | 165,005 | 42,685.8 | 63,958 | 9,377 | 35,016 |
| Greece | | | | | | | | | | | | | | | |
| Marathi Pier Area | | Navy Active | Soudha Bay | 8 | 16,435 | 0 | 0 | 0 | 0 | 0 | 0 | 92.8 | 0 | 0 | 0 |
| NATO Ordnance Area | | Navy Active | Soudha Bay | 0 | 0 | 0 | 0 | 15 | 68,700 | 0 | 0 | 22.3 | 0 | 0 | 0 |
| Souda Bay | | Navy Active | Soudha Bay | 45 | 411,824 | 0 | 0 | 0 | 0 | 0 | 101 | 177.1 | 382 | 54 | 154 |
| ** OTHER SITE(S) : 4 | | | | 14 | 62,931 | 1 | 2,454 | 10 | 31,029 | 0 | 0 | 21.3 | 4 | 0 | 0 |
| Greece Total: | | | | 67 | 491,190 | 1 | 2,454 | 25 | 99,729 | 0 | 101 | 313.6 | 386 | 54 | 154 |
| Greenland | | | | | | | | | | | | | | | |
| Thule Greenland | | AF Active | Thule | 242 | 2,496,203 | 0 | 0 | 0 | 0 | 0 | 233,034 | 2,436.8 | 138 | 2 | 0 |
| Greenland Total: | | | | 242 | 2,496,203 | 0 | 0 | 0 | 0 | 0 | 233,034 | 2,436.8 | 138 | 2 | 0 |
| Hong Kong | | | | | | | | | | | | | | | |
| ** OTHER SITE(S) : 1 | | | | 0 | 0 | 1 | 14,693 | 0 | 0 | 0 | 0 | 4.5 | 10 | 0 | 0 |
| Hong Kong Total: | | | | 0 | 0 | 1 | 14,693 | 0 | 0 | 0 | 0 | 4.5 | 10 | 0 | 0 |
| Iceland | | | | | | | | | | | | | | | |
| Grindavik | | Navy Active | Grindavik | 7 | 18,421 | 0 | 0 | 0 | 0 | 0 | 0 | 19.8 | 0 | 0 | 0 |
| Grindavik Keflavic | | Navy Active | Grindavik | 0 | 0 | 0 | 0 | 0 | 0 | 0 | 0 | 0.0 | 0 | 0 | 0 |
| H-2/Thorshofn | | Navy Active | Keflavik | 0 | 0 | 0 | 0 | 1 | 12,700 | 0 | 0 | 12.9 | 0 | 0 | 0 |
| H-3/Hornafirdi | | Navy Active | Reykjavik | 4 | 4,087 | 0 | 0 | 1 | 10,503 | 0 | 0 | 15.8 | 0 | 0 | 0 |
| H-4/Isafjordur | | Navy Active | Keflavik | 0 | 0 | 0 | 0 | 1 | 12,700 | 0 | 0 | 11.0 | 0 | 0 | 0 |
| Helguvik | | Navy Active | Reykjavik | 0 | 0 | 0 | 0 | 8 | 10,313 | 0 | 0 | 115.2 | 0 | 0 | 0 |
| Hvalfjordur | | Navy Active | Reykjavik | 4 | 8,744 | 0 | 0 | 6 | 12,328 | 0 | 0 | 59.8 | 0 | 0 | 0 |

* Sites having assets that are Federally funded (e.g., owned, lease, licence, permit) and State-owned interes

** US Locations that do not meet criteria of at least ten (10) Acres AND at least \$10M PRV. US Territories and Non-US Locations that do not meet criteria of at least ten (10) Acres OR at least \$10M PRV.

DEPARTMENT OF DEFENSE
Base Structure Report - As of 30 Sep 2006

| SITE | BRAC 2005 | COMPONENT | NAME NEAREST CITY | BUILDINGS | | | | | | ACRES OWNED | TOTAL ACRES | PRV (\$M) | MIL | CIV | OTHER |
|--|--------------|-------------|-------------------------|------------|------------------|----------|--------------|-----------|----------------|----------------|----------------|----------------|-----------|-----------|------------|
| | | | | OWNED | | LEASED | | OTHER | | | | | | | |
| | | | | COUNT | SQFT | COUNT | SQFT | COUNT | SQFT | | | | | | |
| Keflavik | | Navy Active | Keflavik | 328 | 4,367,173 | 1 | 4,435 | 16 | 187,342 | | 2,456.0 | 81 | 19 | 378 | |
| ** OTHER SITE(S) : 3 | | | | 3 | 3,179 | 0 | 0 | 1 | 10,503 | | 9.9 | 0 | 0 | 0 | |
| Iceland Total: | | | | 346 | 4,401,604 | 1 | 4,435 | 34 | 256,389 | 0 | 1,049 | 2,700.5 | 81 | 19 | 378 |
| Indonesia | | | | | | | | | | | | | | | |
| NAVMEDRSCH Unit | | Navy Active | Jakarta Java | 0 | 0 | 0 | 0 | 4 | 55,141 | | 11.1 | 19 | 0 | 0 | |
| ** OTHER SITE(S) : 1 | | | | 3 | 3,861 | 0 | 0 | 0 | 0 | | 1.2 | 0 | 0 | 0 | |
| Indonesia Total: | | | | 3 | 3,861 | 0 | 0 | 4 | 55,141 | 0 | 0 | 12.3 | 19 | 0 | 0 |
| Italy | | | | | | | | | | | | | | | |
| Augusta Bay | | Navy Active | Catania | 30 | 137,923 | 0 | 0 | 0 | 0 | | 59.8 | 0 | 0 | 0 | |
| Aviano Administration Annex Group HQ | | AF Active | Aviano | 3 | 4,630 | 0 | 0 | 5 | 40,931 | 0 | 8 | 14.8 | 0 | 0 | |
| Aviano Air Base | | AF Active | Roveredo In Piano | 99 | 699,197 | 0 | 0 | 80 | 1,288,307 | 0 | 1,207 | 1,069.2 | 3,972 | 208 | |
| Aviano Ammunition Storage Annex | | AF Active | Aviano | 3 | 6,415 | 0 | 0 | 34 | 95,418 | 0 | 47 | 39.1 | 0 | 0 | |
| Aviano Bachelor Housing Annex No 2 | | AF Active | Aviano | 6 | 217,020 | 0 | 0 | 9 | 82,750 | 0 | 13 | 89.0 | 0 | 0 | |
| Aviano Bachelor Housing Annex Number 1 | | AF Active | Aviano | 17 | 174,142 | 2 | 46,140 | 6 | 314,232 | 0 | 39 | 164.0 | 0 | 0 | |
| Aviano Family Housing Annex No 5 | | AF Active | Aviano | 0 | 0 | 159 | 331,660 | 0 | 0 | | 41.5 | 0 | 0 | 0 | |
| Aviano Maintenance Annex | | AF Active | Aviano | 6 | 4,785 | 0 | 0 | 8 | 110,820 | 0 | 8 | 28.3 | 0 | 0 | |
| Aviano Storage Annex | | AF Active | Roveredo In Piano | 0 | 0 | 4 | 143,931 | 0 | 0 | 0 | 6 | 22.3 | 0 | 0 | |
| Belpasso Hsg | | Navy Active | Catania | 1 | 11,646 | 148 | 958,040 | 0 | 0 | 0 | 104 | 121.4 | 0 | 0 | |
| Camp Darby | | Army Active | Camp Darby | 143 | 646,864 | 0 | 0 | 0 | 0 | 0 | 159 | 270.3 | 122 | 77 | |
| Camp Ederle | | Army Active | Vicenza | 252 | 1,364,095 | 12 | 101,481 | 37 | 405,229 | 0 | 147 | 666.2 | 2,857 | 366 | |
| Capodichino | | Navy Active | Naples | 45 | 1,336,988 | 1 | 13,862 | 2 | 89,509 | 0 | 58 | 383.7 | 0 | 0 | |
| Carney Park | | Navy Active | Naples | 20 | 21,119 | 4 | 11,258 | 0 | 0 | 0 | 53 | 22.9 | 0 | 0 | |
| Coltano Troposcatter Site | | Army Active | Coltano | 8 | 44,046 | 0 | 0 | 0 | 0 | 0 | 289 | 17.6 | 0 | 17 | |
| Dal Molin Airfield | | Army Active | Vicenza | 7 | 5,142 | 0 | 0 | 3 | 20,678 | | | 34.3 | 4 | 3 | |
| Fontanafredda Family Housing Site | | AF Active | Pordenone | 0 | 0 | 55 | 294,220 | 0 | 0 | 0 | 1 | 34.5 | 0 | 0 | |
| Gaeta | | Navy Active | Gaeta | 2 | 1,590 | 2 | 5,226 | 8 | 106,501 | 0 | 14 | 32.3 | 279 | 1 | |
| Ghedi Radio Relay Site | | AF Active | Ghedi | 12 | 29,684 | 0 | 0 | 1 | 5,950 | 0 | 1 | 10.1 | 134 | 2 | |
| Gli Ulivi 205 Units | | Navy Active | Catania | 0 | 0 | 7 | 272,860 | 0 | 0 | | 33.7 | 0 | 0 | 0 | |
| Lamaddalena | | Navy Active | La Maddalena | 5 | 4,364 | 11 | 87,566 | 0 | 0 | 0 | 21 | 18.9 | 354 | 49 | |
| Livorno | | Army Active | Livorno | 0 | 0 | 58 | 212,049 | 0 | 0 | | 25.7 | 11 | 11 | 9 | |
| Livorno Supply and Maint Area | | Army Active | Livorno | 108 | 794,089 | 0 | 0 | 0 | 0 | 0 | 277 | 213.9 | 41 | 19 | |
| Livorno Training Area | | Army Active | Livorno | 5 | 5,727 | 0 | 0 | 0 | 0 | 0 | 50 | 6.6 | 0 | 0 | |

* Sites having assets that are Federally funded (e.g., owned, lease, licence, permit) and State-owned interes

** US Locations that do not meet criteria of at least ten (10) Acres AND at least \$10M PRV. US Territories and Non-US Locations that do not meet criteria of at least ten (10) Acres OR at least \$10M PRV.

DEPARTMENT OF DEFENSE
Base Structure Report - As of 30 Sep 2006

| SITE | BRAC 2005 | COMPONENT | NAME NEAREST CITY | BUILDINGS | | | | | | ACRES OWNED | TOTAL ACRES | PRV (\$M) | MIL | CIV | OTHER |
|-----------------------------------|--------------|---------------|-------------------------|--------------|------------------|--------------|------------------|------------|------------------|----------------|----------------|----------------|---------------|--------------|--------------|
| | | | | OWNED | | LEASED | | OTHER | | | | | | | |
| | | | | COUNT | SQFT | COUNT | SQFT | COUNT | SQFT | | | | | | |
| Longare Comm Site | | Army Active | Vicenza | 5 | 7,071 | 0 | 0 | 28 | 86,169 | 0 | 52 | 38.1 | 58 | 1 | 15 |
| Maniago Family Housing Site | | AF Active | Maniago | 0 | 0 | 19 | 168,008 | 0 | 0 | 0 | 1 | 19.7 | 0 | 0 | 0 |
| Mineo Housing | | Navy Active | Sigonella Sicily | 0 | 0 | 113 | 770,057 | 0 | 0 | 0 | 62 | 103.4 | 0 | 0 | 0 |
| MOMAG | | Navy Active | Sigonella Sicily | 0 | 0 | 0 | 0 | 26 | 89,928 | 0 | | 31.3 | 0 | 0 | 0 |
| Naples | | Navy Active | Naples | 2 | 200,349 | 0 | 0 | 0 | 0 | 0 | 6 | 71.0 | 2,031 | 421 | 736 |
| NAS1 Support Area | | Navy Active | Catania | 35 | 1,017,725 | 0 | 0 | 0 | 0 | 0 | 10 | 275.0 | 0 | 0 | 0 |
| NATO Airfield Area | | Navy Active | Sigonella Sicily | 124 | 1,758,986 | 2 | 931 | 5 | 27,673 | 0 | 235 | 1,097.6 | 0 | 0 | 0 |
| NATO Magazine Area | | Navy Active | Catania | | | | | | | 0 | 40 | 0.6 | 0 | 0 | 0 |
| NATO Ordnance Fac | | Navy Active | Sigonella Sicily | 30 | 183,953 | 1 | 67,790 | 0 | 0 | 0 | 172 | 70.5 | 0 | 0 | 0 |
| Paradiso | | Navy Active | La Maddalena | 0 | 0 | 4 | 161,859 | 0 | 0 | 0 | 1,859 | 30.5 | 0 | 0 | 0 |
| Paterno | | Navy Active | Sigonella Sicily | 0 | 0 | 18 | 292,394 | 0 | 0 | 0 | | 35.0 | 0 | 0 | 0 |
| Pisa Ammo Storage Area | | Army Active | Pisa | 222 | 514,141 | 0 | 0 | 0 | 0 | 0 | 2,093 | 194.6 | 2 | 4 | 28 |
| Pordenone Family Housing Site | | AF Active | Pordenone | 0 | 0 | 12 | 141,646 | 0 | 0 | 0 | 1 | 16.6 | 0 | 0 | 0 |
| Roveredo Storage Annex | | AF Active | Roveredo | 0 | 0 | 17 | 162,201 | 0 | 0 | 0 | 3 | 19.1 | 0 | 0 | 0 |
| San Vito Dei Normanni Air Station | | AF Active | Brindisi | 2 | 3,980 | 0 | 0 | 0 | 0 | 0 | 25 | 3.1 | 0 | 0 | 0 |
| Santo Stefano | | Navy Active | La Maddalena | 8 | 11,887 | 0 | 0 | 0 | 0 | 0 | 1,100 | 8.6 | 0 | 0 | 0 |
| Sedrano Family Housing Site | | AF Active | Cordenons | 0 | 0 | 10 | 88,816 | 0 | 0 | 0 | 1 | 10.4 | 0 | 0 | 0 |
| Sigonella | | Navy Active | Sigonella Sicily | 1 | 10,860 | 1 | 300 | 0 | 0 | 2 | 93 | 2.8 | 1,783 | 234 | 697 |
| Support Site | | Navy Active | Naples | 1 | 6,947 | 150 | 2,411,645 | 0 | 0 | 0 | 228 | 377.1 | 0 | 0 | 0 |
| Trinita | | Navy Active | La Maddalena | 1 | 2,190 | 48 | 362,171 | 0 | 0 | 0 | 437 | 46.0 | 0 | 0 | 0 |
| Varloc Housing | | Navy Active | Naples | 0 | 0 | 13 | 480,230 | 0 | 0 | 0 | | 53.1 | 0 | 0 | 0 |
| Vicenza | | Army Active | Vicenza | 2 | 3,973 | 166 | 1,118,581 | 0 | 0 | 0 | 5 | 164.7 | 0 | 0 | 0 |
| Vicenza Basic Load Stor Area | | Army Active | Vicenza | 16 | 29,742 | 0 | 0 | 0 | 0 | 0 | 34 | 14.1 | 1 | 3 | 0 |
| Vicenza Fam Hsg | | Army Active | Vicenza | 313 | 567,029 | 0 | 0 | 1 | 2,793 | 0 | 82 | 95.6 | 0 | 0 | 46 |
| Vigonovo Storage Annex | | AF Active | Vigonovo | 0 | 0 | 3 | 80,776 | 0 | 0 | 0 | 5 | 19.5 | 0 | 0 | 0 |
| ** OTHER SITE(S) : 40 | | | | 59 | 103,223 | 44 | 283,084 | 11 | 41,651 | 0 | 42 | 94.3 | 4 | 0 | 0 |
| Italy Total: | | | | 1,593 | 9,931,522 | 1,084 | 9,068,782 | 264 | 2,808,539 | 2 | 9,088 | 6,312.6 | 11,653 | 1,393 | 4,190 |
| Japan | | | | | | | | | | | | | | | |
| Akasaka Press Center | | Army Active | Tokyo | 1 | 180 | 0 | 0 | 6 | 172,832 | 0 | 8 | 47.8 | 3 | 12 | 233 |
| Akasaki Pol Dep-5032 | | Navy Active | Sasebo | 44 | 90,124 | 0 | 0 | 43 | 188,113 | 0 | 190 | 280.3 | 0 | 0 | 0 |
| Akizuki Ammunition Depot | | Army Active | Akizuki | 14 | 6,719 | 0 | 0 | 56 | 426,498 | 0 | 138 | 161.0 | 1 | 3 | 126 |
| Asp 2-6022 | | Marine Active | Koza | 5 | 8,000 | 0 | 0 | 0 | 0 | 0 | 635 | 8.6 | 0 | 0 | 0 |
| AWASE | | Navy Active | Kadena AB Okinawa | 7 | 14,528 | 0 | 0 | 0 | 0 | 0 | 118 | 17.3 | 74 | 0 | 2 |
| Azuma-3090 | | Navy Active | Yokosuka | 43 | 52,004 | 0 | 0 | 33 | 114,484 | 0 | 201 | 383.3 | 0 | 0 | 0 |

* Sites having assets that are Federally funded (e.g., owned, lease, licence, permit) and State-owned interes

** US Locations that do not meet criteria of at least ten (10) Acres AND at least \$10M PRV. US Territories and Non-US Locations that do not meet criteria of at least ten (10) Acres OR at least \$10M PRV.

DEPARTMENT OF DEFENSE
Base Structure Report - As of 30 Sep 2006

| SITE | BRAC 2005 | COMPONENT | NAME NEAREST CITY | BUILDINGS | | | | | | ACRES OWNED | TOTAL ACRES | PRV (\$M) | MIL | CIV | OTHER |
|-------------------------------------|--------------|---------------|-------------------------|-----------|-----------|--------|------|-------|------------|----------------|----------------|-----------|-------|-------|-------|
| | | | | OWNED | | LEASED | | OTHER | | | | | | | |
| | | | | COUNT | SQFT | COUNT | SQFT | COUNT | SQFT | | | | | | |
| Camp Courtney Family Housing Annex | | AF Active | Gushikawa | 0 | 0 | 0 | 0 | 80 | 1,127,609 | 65 | 65 | 152.3 | 0 | 0 | 0 |
| Camp Courtney-6029 | | Marine Active | Tengan | 85 | 309,696 | 0 | 0 | 129 | 1,775,175 | 0 | 331 | 485.9 | 3,015 | 1 | 0 |
| Camp Foster-6044 | | Marine Active | Zukeran | 1,466 | 3,566,454 | 0 | 0 | 267 | 4,599,723 | 0 | 1,586 | 1,847.6 | 41 | 11 | 35 |
| Camp Fuji Japan-3127 | | Marine Active | Camp Fuji | 40 | 70,237 | 0 | 0 | 45 | 542,257 | 0 | 291 | 217.6 | 52 | 106 | 0 |
| Camp Gonsalves | | Marine Active | Henoko Okinawa | 22 | 17,881 | 0 | 0 | 2 | 27,516 | 0 | 19,356 | 16.5 | 0 | 0 | 0 |
| Camp Hansen-6011 | | Marine Active | Onna Okinawa | 138 | 598,896 | 0 | 0 | 129 | 2,776,018 | 0 | 12,647 | 1,027.2 | 846 | 3,131 | 1 |
| Camp Kinser-6056 | | Marine Active | Makiminato Okinawa | 163 | 3,430,435 | 0 | 0 | 116 | 3,354,575 | 0 | 676 | 1,378.7 | 5,095 | 0 | 0 |
| Camp Kuwae Family Housing Annex | | AF Active | Jagaru | 0 | 0 | 0 | 0 | 158 | 577,533 | 70 | 70 | 83.8 | 0 | 0 | 0 |
| Camp Lester-6043 | | Marine Active | Chatan Okinawa | 163 | 645,875 | 0 | 0 | 75 | 528,894 | 0 | 169 | 322.9 | 0 | 0 | 0 |
| Camp Mctureous Family Housing Annex | | AF Active | Gushikawa | 0 | 0 | 0 | 0 | 81 | 680,244 | 64 | 64 | 96.2 | 0 | 0 | 0 |
| Camp Mctureous-6031 | | Marine Active | Tengan | 7 | 89,207 | 0 | 0 | 91 | 737,452 | 0 | 94 | 199.1 | 0 | 0 | 0 |
| Camp Schwab-6009 | | Marine Active | Henoko Okinawa | 93 | 328,691 | 0 | 0 | 42 | 1,069,813 | 0 | 5,097 | 443.3 | 1,777 | 0 | 0 |
| Camp Shields Family Housing Annex | | AF Active | Camp Shields-Okinawa | 0 | 0 | 0 | 0 | 95 | 489,820 | 0 | 91 | 99.9 | 0 | 0 | 0 |
| Camp Shields-6032 | | Navy Active | Camp Shields-Okinawa | 28 | 113,223 | 0 | 0 | 19 | 357,810 | 0 | 88 | 147.2 | 2,000 | 645 | 2,712 |
| Camp Zama | | Army Active | Sagamihara | 177 | 567,403 | 0 | 0 | 233 | 2,430,006 | 0 | 578 | 1,015.8 | 586 | 558 | 2,352 |
| Camp Zukeran Family Housing Anx | | AF Active | Camp Zukeran | 0 | 0 | 0 | 0 | 1,216 | 3,246,550 | 453 | 453 | 534.2 | 0 | 0 | 0 |
| Chitose Administration Annex | | AF Active | Chitose | 14 | 63,941 | 0 | 0 | 0 | 0 | 0 | 1,067 | 29.9 | 0 | 0 | 0 |
| COMFLEACT Okinawa | | Navy Active | Okinawa Island | 2 | 1,562 | 0 | 0 | 117 | 842,192 | 0 | 120 | 305.2 | 10 | 0 | 0 |
| COMFLEACT Sasebo | | Navy Active | Sasebo | 56 | 122,787 | 0 | 0 | 175 | 1,861,532 | 0 | 7,726 | 697.5 | 3,150 | 3 | 147 |
| Comfleact Yokosuka | | Navy Active | Yokosuka | 280 | 604,847 | 0 | 0 | 569 | 10,509,233 | 0 | 2,662 | 3,745.8 | 9,333 | 425 | 2,995 |
| Draughon Training Range | | AF Active | Misawa City | 5 | 5,047 | 0 | 0 | 7 | 12,878 | 0 | 1,889 | 13.8 | 0 | 0 | 0 |
| Drydock Area-5030 | | Navy Active | Sasebo | 1 | 506 | 0 | 0 | 13 | 25,724 | | | 163.9 | 0 | 0 | 0 |
| Fuji Maneuver Ja-3183 | | Marine Active | Camp Fuji | | | | | | | 0 | 33,091 | 0.0 | 0 | 0 | 0 |
| Gimbaru Trn Area-6017 | | Marine Active | Onna Okinawa | 2 | 1,968 | 0 | 0 | 1 | 190 | 0 | 149 | 1.3 | 0 | 0 | 0 |
| Hachinohe Pol Dep-2006 | | Navy Active | Hachinohe | 10 | 5,855 | 0 | 0 | 15 | 11,073 | 0 | 46 | 52.7 | 0 | 0 | 0 |
| Hario Hsg Area-5119 | | Navy Active | Sasebo | 24 | 11,866 | 0 | 0 | 72 | 1,080,014 | 0 | 78 | 240.4 | 0 | 0 | 0 |
| Hario Shima Ammo-5050 | | Navy Active | Sasebo | 27 | 45,429 | 0 | 0 | 15 | 62,835 | 0 | 487 | 85.8 | 0 | 0 | 0 |
| Henoko Ammo Area-6010 | | Marine Active | Henoko Okinawa | 50 | 133,365 | 0 | 0 | 3 | 93,020 | 0 | 300 | 99.9 | 0 | 0 | 0 |
| Hiro Ammunition Depot | | Army Active | Kure City | 4 | 5,552 | 0 | 0 | 8 | 108,255 | 0 | 88 | 38.5 | 0 | 0 | 31 |
| Housing | | Marine Active | Iwakuni | 4 | 4,137 | 0 | 0 | 25 | 243,315 | 0 | 36 | 34.9 | 0 | 0 | 0 |
| Idesuna Jima Air Range | | AF Active | Nara | | | | | | | 0 | 61 | 0.0 | 0 | 0 | 0 |
| Ie Jima Aux Airfield | | Marine Active | Henoko Okinawa | 11 | 26,056 | 0 | 0 | 5 | 9,729 | 0 | 1,981 | 19.2 | 9 | 0 | 3 |

* Sites having assets that are Federally funded (e.g., owned, lease, licence, permit) and State-owned interes

** US Locations that do not meet criteria of at least ten (10) Acres AND at least \$10M PRV. US Territories and Non-US Locations that do not meet criteria of at least ten (10) Acres OR at least \$10M PRV.

DEPARTMENT OF DEFENSE
Base Structure Report - As of 30 Sep 2006

| SITE | BRAC 2005 | COMPONENT | NAME NEAREST CITY | BUILDINGS | | | | | | ACRES OWNED | TOTAL ACRES | PRV (\$M) | MIL | CIV | OTHER |
|--------------------------------|--------------|---------------|-------------------------|-----------|-----------|--------|------|-------|-----------|----------------|----------------|-----------|-------|-------|-------|
| | | | | OWNED | | LEASED | | OTHER | | | | | | | |
| | | | | COUNT | SQFT | COUNT | SQFT | COUNT | SQFT | | | | | | |
| Ikego Hsg Area-3087 | | Navy Active | Ikego | 43 | 49,320 | 0 | 0 | 142 | 2,465,618 | 0 | 708 | 531.8 | 0 | 0 | 0 |
| Iorizaki POL Dep-5036 | | Navy Active | Sasebo | 3 | 86 | 0 | 0 | 4 | 7,744 | 0 | 56 | 136.9 | 0 | 0 | 0 |
| Itazuke Auxiliary Airfield | | AF Active | Fukuoka | 0 | 0 | 0 | 0 | 1 | 100,456 | 0 | 6 | 42.5 | 0 | 0 | 0 |
| Iwakuni | | Marine Active | Iwakuni | 222 | 887,592 | 0 | 0 | 186 | 3,443,223 | 0 | 1,512 | 1,552.6 | 1,233 | 1,513 | 816 |
| Iwakuni Rest Sea Area | | Marine Active | Iwakuni | | | | | | | 0 | 5,156 | 0.0 | 0 | 0 | 0 |
| Iwo Jima-3181 | | Navy Active | Iwo Jima | 0 | 0 | 0 | 0 | 46 | 331,070 | 0 | 243 | 297.0 | 0 | 0 | 0 |
| Kachin Hanto Area A | | Army Active | Gushikawa | 14 | 7,914 | 0 | 0 | 5 | 7,162 | 0 | 32 | 41.3 | 0 | 0 | 0 |
| Kadena Air Base | | AF Active | Koza | 1,452 | 5,303,387 | 0 | 0 | 710 | 7,261,942 | 0 | 4,915 | 4,385.6 | 7,259 | 553 | 1,950 |
| Kadena Ammo Storage Annex | | AF Active | Kadena Village | 361 | 1,782,199 | 0 | 0 | 84 | 586,749 | 0 | 6,078 | 839.1 | 0 | 0 | 0 |
| Kami Seya-3096 | | Navy Active | Kami Seya | 102 | 325,751 | 0 | 0 | 13 | 137,004 | 0 | 587 | 160.1 | 0 | 0 | 0 |
| Kawakami Ammunition Depot | | Army Active | Hiroshima | 67 | 127,837 | 0 | 0 | 51 | 230,116 | 0 | 644 | 160.3 | 0 | 3 | 140 |
| Kin Blue Beach-6020 | | Marine Active | Onna Okinawa | | | | | | | 0 | 94 | 1.3 | 0 | 0 | 0 |
| Kisarazu-JGSDF-3033 | | Navy Active | Kisarazu | 12 | 23,095 | 0 | 0 | 55 | 413,938 | 0 | 515 | 272.8 | 0 | 0 | 0 |
| Kobi Sho Range-6084 | | Navy Active | Okinawa Island | | | | | | | 0 | 216 | 0.0 | 0 | 0 | 0 |
| Koshiba Pol Dep-3113 | | Navy Active | Yokohama | | | | | | | 0 | 104 | 0.0 | 0 | 0 | 0 |
| Kure Pier 6 | | Army Active | Kure | 7 | 3,960 | 0 | 0 | 9 | 61,851 | 0 | 4 | 23.7 | 51 | 4 | 77 |
| Maebata-5033 | | Navy Active | Sasebo | 34 | 53,154 | 0 | 0 | 45 | 294,503 | 0 | 144 | 142.5 | 0 | 0 | 0 |
| Makiminato Service Annex | | AF Active | Urazoe, Okinawa | 0 | 0 | 0 | 0 | 46 | 2,283,148 | 135 | 135 | 310.3 | 0 | 0 | 0 |
| MCAS Futenma-6051 | | Marine Active | Futemma Okinawa | 227 | 1,097,287 | 0 | 0 | 51 | 868,432 | 0 | 1,184 | 753.0 | 4,698 | 48 | 0 |
| Misawa Air Base | | AF Active | Misawa | 240 | 1,290,998 | 0 | 0 | 582 | 7,816,414 | 0 | 3,865 | 3,840.7 | 3,432 | 161 | 814 |
| Momote Annex | | AF Active | Wakko | 0 | 0 | 0 | 0 | 3 | 2,976 | 0 | 30 | 2.8 | 0 | 0 | 0 |
| Monzen Housing Area | | Marine Active | Iwakuni | 4 | 1,184 | 0 | 0 | 56 | 470,078 | 0 | 32 | 103.2 | 0 | 0 | 0 |
| NAF Atsugi | | Navy Active | Atsugi | 317 | 713,829 | 0 | 0 | 289 | 3,887,556 | 0 | 1,237 | 1,456.1 | 1,209 | 43 | 150 |
| NAF Misawa | | Navy Active | Misawa | 0 | 0 | 0 | 0 | 74 | 885,898 | 0 | 27 | 306.1 | 1,021 | 4 | 29 |
| Nagasaka Rifl Rng-3104 | | Navy Active | Yokosuka | | | | | | | 0 | 25 | 0.0 | 0 | 0 | 0 |
| Naha Port | | Army Active | Naha Okinawa | 39 | 345,941 | 0 | 0 | 3 | 14,425 | 0 | 139 | 149.8 | 7 | 12 | 107 |
| Negishi DH Area-3066 | | Navy Active | Yokohama | 44 | 33,321 | 0 | 0 | 238 | 725,946 | 0 | 111 | 238.7 | 0 | 0 | 0 |
| Okidaito Jima Rng-6088 | | Navy Active | Okinawa Island | | | | | | | 0 | 283 | 0.0 | 0 | 0 | 0 |
| Okuma Recreation Anx | | AF Active | Okuma Okinawa | 44 | 65,964 | 0 | 0 | 2 | 14,068 | 0 | 135 | 42.6 | 16 | 0 | 26 |
| Owada Communications Station | | AF Active | Okawa | 0 | 0 | 0 | 0 | 1 | 21,152 | 0 | 328 | 16.1 | 0 | 0 | 0 |
| POL Facilities | | Army Active | Chatan Okinawa | 32 | 28,041 | 0 | 0 | 82 | 50,690 | 0 | 413 | 263.7 | 0 | 1 | 69 |
| Sagami General Depot | | Army Active | Sagamihara | 138 | 88,500 | 0 | 0 | 150 | 3,143,996 | 0 | 528 | 790.1 | 57 | 36 | 723 |
| Sagamihara Family Housing Area | | Army Active | Sagamihara | 428 | 120,605 | 0 | 0 | 239 | 959,647 | 0 | 150 | 353.7 | 2 | 10 | 200 |
| Sakibe | | Navy Active | Sasebo | 3 | 6,825 | 0 | 0 | 2 | 8,077 | 0 | 32 | 8.2 | 0 | 0 | 0 |
| Sanno Hotel Tokyo-3185 | | Navy Active | Tokyo | 2 | 783 | 0 | 0 | 1 | 169,157 | 0 | 2 | 51.1 | 0 | 0 | 0 |
| Sekibi Sho Range-6085 | | Navy Active | Okinawa Island | | | | | | | 0 | 10 | 0.0 | 0 | 0 | 0 |

* Sites having assets that are Federally funded (e.g., owned, lease, licence, permit) and State-owned interes

** US Locations that do not meet criteria of at least ten (10) Acres AND at least \$10M PRV. US Territories and Non-US Locations that do not meet criteria of at least ten (10) Acres OR at least \$10M PRV.

DEPARTMENT OF DEFENSE
Base Structure Report - As of 30 Sep 2006

| SITE | BRAC 2005 | COMPONENT | NAME NEAREST CITY | BUILDINGS | | | | | | ACRES OWNED | TOTAL ACRES | PRV (\$M) | MIL | CIV | OTHER |
|------------------------------|--------------|---------------|-------------------------|--------------|-------------------|----------|--------------|--------------|-------------------|----------------|----------------|-----------------|---------------|--------------|---------------|
| | | | | OWNED | | LEASED | | OTHER | | | | | | | |
| | | | | COUNT | SQFT | COUNT | SQFT | COUNT | SQFT | | | | | | |
| Senaha Communication Station | | AF Active | Kadena | 3 | 16,111 | 0 | 0 | 0 | 0 | 0 | 151 | 10.3 | 0 | 0 | 0 |
| Shariki Communication Site | | Army Active | Aomori | | | | | | | 0 | 18 | 0.0 | 0 | 0 | 0 |
| Sobe Comm Site-6026 | | Navy Active | Sobe Okinawa | | | | | | | 0 | 132 | 0.3 | 0 | 0 | 0 |
| Tama Service Annex | | AF Active | Tana | 21 | 14,309 | 0 | 0 | 39 | 103,178 | 0 | 483 | 62.1 | 0 | 0 | 0 |
| Tengan Pier-6028 | | Navy Active | Tengan | 4 | 5,612 | 0 | 0 | 0 | 0 | 0 | 8 | 13.6 | 0 | 0 | 0 |
| Tokorozawa Transmitter Site | | AF Active | Tokorozawa | 7 | 58,633 | 0 | 0 | 0 | 0 | 0 | 320 | 92.4 | 0 | 0 | 0 |
| Tori Shima Air Range | | AF Active | Nara | | | | | | | 0 | 10 | 0.0 | 0 | 0 | 0 |
| Torii Station | | Army Active | Ominato | 96 | 456,080 | 0 | 0 | 147 | 960,649 | 0 | 996 | 476.4 | 648 | 56 | 699 |
| Totsuka-NCTS-3097 | | Navy Active | Totsuka | 25 | 19,074 | 0 | 0 | 11 | 52,356 | 0 | 191 | 56.6 | 0 | 0 | 0 |
| Tsurumi POL Dep-3144 | | Navy Active | Yokohama | 36 | 15,512 | 0 | 0 | 28 | 71,568 | 0 | 46 | 133.9 | 0 | 0 | 0 |
| Urago Ordinance-3117 | | Navy Active | Yokosuka | 15 | 17,656 | 0 | 0 | 31 | 183,854 | 0 | 48 | 91.3 | 0 | 0 | 0 |
| White Beach | | Navy Active | White Beach Nav Inst | 58 | 108,650 | 0 | 0 | 7 | 135,021 | 0 | 290 | 108.2 | 0 | 0 | 0 |
| Yokohama No Dock-3067 | | Navy Active | Yokohama | 2 | 1,302 | 0 | 0 | 18 | 424,676 | 0 | 23 | 105.8 | 0 | 0 | 0 |
| Yokohama North Dock | | Army Active | Yokohama | 19 | 13,428 | 0 | 0 | 67 | 576,179 | 0 | 127 | 216.9 | 18 | 13 | 223 |
| Yokose Pol Dep-5039 | | Navy Active | Sasebo | 8 | 2,039 | 0 | 0 | 5 | 6,673 | 0 | 153 | 273.1 | 0 | 0 | 0 |
| Yokota AB | | AF Active | Fussa | 144 | 607,119 | 0 | 0 | 627 | 9,436,436 | 0 | 1,750 | 3,242.5 | 3,166 | 251 | 1,293 |
| Yomitan Aux Airf-6027 | | Navy Active | Sobe Okinawa | 13 | 56,424 | 0 | 0 | 6 | 43,396 | 0 | 4 | 40.8 | 0 | 0 | 0 |
| Yomitan-6027 | | Marine Active | Sobe Okinawa | | | | | | | 0 | 467 | 0.0 | 0 | 0 | 0 |
| ** OTHER SITE(S) : 38 | | | | 15 | 11,542 | 0 | 0 | 51 | 144,064 | 13 | 68 | 72.3 | 35 | 0 | 7 |
| Japan Total: | | | | 7,287 | 24,703,536 | 0 | 0 | 8,148 | 88,883,999 | 800 | 127,691 | 36,765.5 | 48,844 | 7,603 | 15,960 |
| Kenya | | | | | | | | | | | | | | | |
| NAVSUPPACT Bahrain (Kenya) | | Navy Active | Mombasa | 5 | 7,520 | 0 | 0 | 0 | 0 | | | 17.2 | 0 | 0 | 0 |
| ** OTHER SITE(S) : 1 | | | | 4 | 15,578 | 0 | 0 | 0 | 0 | | | 7.6 | 153 | 0 | 0 |
| Kenya Total: | | | | 9 | 23,098 | 0 | 0 | 0 | 0 | 0 | 0 | 24.8 | 153 | 0 | 0 |
| Kuwait | | | | | | | | | | | | | | | |
| ** OTHER SITE(S) : 1 | | | | 0 | 0 | 0 | 0 | 3 | 19,363 | | | 0.9 | 10 | 11 | 0 |
| Kuwait Total: | | | | 0 | 0 | 0 | 0 | 3 | 19,363 | 0 | 0 | 0.9 | 10 | 11 | 0 |
| Luxembourg | | | | | | | | | | | | | | | |
| Bettembourg Site | | Army Active | Luxembourg | 0 | 0 | 0 | 0 | 34 | 1,282,409 | 0 | 117 | 153.1 | 9 | 0 | 992 |
| Sanem Site | | Army Active | Esch-S-Alzette | 0 | 0 | 0 | 0 | 29 | 995,591 | 0 | 97 | 115.4 | 0 | 0 | 0 |
| ** OTHER SITE(S) : 1 | | | | 0 | 0 | 2 | 5,131 | 0 | 0 | | | 0.5 | 0 | 0 | 0 |
| Luxembourg Total: | | | | 0 | 0 | 2 | 5,131 | 63 | 2,278,000 | 0 | 214 | 269.0 | 9 | 0 | 992 |

* Sites having assets that are Federally funded (e.g., owned, lease, licence, permit) and State-owned interes

** US Locations that do not meet criteria of at least ten (10) Acres AND at least \$10M PRV. US Territories and Non-US Locations that do not meet criteria of at least ten (10) Acres OR at least \$10M PRV.

DEPARTMENT OF DEFENSE
Base Structure Report - As of 30 Sep 2006

| SITE | BRAC 2005 | COMPONENT | NAME NEAREST CITY | BUILDINGS | | | | | | ACRES OWNED | TOTAL ACRES | PRV (\$M) | MIL | CIV | OTHER |
|------------------------------------|--------------|-------------|-------------------------|------------|------------------|------------|----------------|-----------|------------------|----------------|----------------|----------------|------------|------------|--------------|
| | | | | OWNED | | LEASED | | OTHER | | | | | | | |
| | | | | COUNT | SQFT | COUNT | SQFT | COUNT | SQFT | | | | | | |
| Marshall Islands | | | | | | | | | | | | | | | |
| U.S. Army Kwajalein Atoll | | Army Active | Majuro | 847 | 3,271,348 | 0 | 0 | 0 | 0 | 0 | 1,361 | 2,159.1 | 26 | 55 | 2,327 |
| Marshall Islands Total: | | | | 847 | 3,271,348 | 0 | 0 | 0 | 0 | 0 | 1,361 | 2,159.1 | 26 | 55 | 2,327 |
| Netherlands | | | | | | | | | | | | | | | |
| Eygelshoven Storage Area | | Army Active | Eygelshoven | 12 | 6,277 | 0 | 0 | 22 | 593,150 | | | 94.0 | 12 | 26 | 19 |
| Hendrik Mine | | Army Active | Brunssum | 1 | 2,152 | 0 | 0 | 11 | 668,381 | | | 144.7 | 202 | 11 | 147 |
| Rotterdam Admin Facility | | Army Active | Rotterdam | 0 | 0 | 2 | 87,367 | 0 | 0 | 0 | 2 | 18.7 | 41 | 42 | 121 |
| Schinnen | | Army Active | Schinnen | 1 | 0 | 257 | 448,628 | 0 | 0 | | | 56.3 | 0 | 0 | 0 |
| Schinnen Emma Mine | | Army Active | Schinnen | 36 | 82,642 | 14 | 141,920 | 0 | 0 | 0 | 24 | 52.9 | 54 | 78 | 509 |
| ** OTHER SITE(S) : 5 | | | | 3 | 3,562 | 37 | 70,251 | 0 | 0 | | | 11.8 | 135 | 0 | 5 |
| Netherlands Total: | | | | 53 | 94,633 | 310 | 748,166 | 33 | 1,261,531 | 0 | 26 | 378.4 | 444 | 157 | 801 |
| Netherlands Antilles | | | | | | | | | | | | | | | |
| Curaco Airfield | | AF Active | Curaco | 12 | 86,218 | 0 | 0 | 0 | 0 | 0 | 42 | 46.1 | 10 | 0 | 0 |
| Netherlands Antilles Total: | | | | 12 | 86,218 | 0 | 0 | 0 | 0 | 0 | 42 | 46.1 | 10 | 0 | 0 |
| Norway | | | | | | | | | | | | | | | |
| ** OTHER SITE(S) : 3 | | | | 1 | 4,550 | 2 | 4,156 | 2 | 21,836 | | | 6.8 | 3 | 0 | 0 |
| Norway Total: | | | | 1 | 4,550 | 2 | 4,156 | 2 | 21,836 | 0 | 0 | 6.8 | 3 | 0 | 0 |
| Oman | | | | | | | | | | | | | | | |
| Masirah Island MPT | | AF Active | Sur Masirah | | | | | | | 0 | 3,000 | 0.0 | 0 | 0 | 0 |
| Seeb MPT | | AF Active | Sib | 10 | 32,828 | 0 | 0 | 0 | 0 | 0 | 3,000 | 70.1 | 0 | 0 | 0 |
| Thumrait MPT | | AF Active | Salalah | | | | | | | 0 | 3,000 | 0.0 | 1 | 0 | 0 |
| ** OTHER SITE(S) : 1 | | | | 8 | 32,927 | 0 | 0 | 0 | 0 | | | 8.2 | 0 | 0 | 0 |
| Oman Total: | | | | 18 | 65,755 | 0 | 0 | 0 | 0 | 0 | 9,000 | 78.2 | 1 | 0 | 0 |
| Peru | | | | | | | | | | | | | | | |
| ** OTHER SITE(S) : 1 | | | | 0 | 0 | 0 | 0 | 2 | 32,889 | | | 9.7 | 0 | 0 | 0 |
| Peru Total: | | | | 0 | 0 | 0 | 0 | 2 | 32,889 | 0 | 0 | 9.7 | 0 | 0 | 0 |
| Portugal | | | | | | | | | | | | | | | |
| Agualva Munitions Storage Annex | | AF Active | Lajes Field | 20 | 17,185 | 0 | 0 | 0 | 0 | 0 | 68 | 6.8 | 0 | 0 | 0 |
| Caldeira Ammunition Storage Area | | AF Active | Lajes Field | 2 | 6,295 | 0 | 0 | 0 | 0 | 0 | 29 | 2.9 | 0 | 0 | 0 |
| Cinco Picos Globecom Annex | | AF Active | Praia da Victoria | 3 | 25,963 | 0 | 0 | 0 | 0 | 0 | 159 | 8.6 | 0 | 0 | 0 |

* Sites having assets that are Federally funded (e.g., owned, lease, licence, permit) and State-owned interes

** US Locations that do not meet criteria of at least ten (10) Acres AND at least \$10M PRV. US Territories and Non-US Locations that do not meet criteria of at least ten (10) Acres OR at least \$10M PRV.

DEPARTMENT OF DEFENSE
Base Structure Report - As of 30 Sep 2006

| SITE | BRAC 2005 | COMPONENT | NAME NEAREST CITY | BUILDINGS | | | | | | ACRES OWNED | TOTAL ACRES | PRV (\$M) | MIL | CIV | OTHER |
|--|--------------|-------------|-------------------------|------------|------------------|----------|----------|------------|----------------|----------------|----------------|----------------|------------|-----------|------------|
| | | | | OWNED | | LEASED | | OTHER | | | | | | | |
| | | | | COUNT | SQFT | COUNT | SQFT | COUNT | SQFT | | | | | | |
| Covadascinzas Petroleum Products Stg Anx | | AF Active | Praia da Victoria | | | | | | 0 | 41 | 55.6 | 0 | 0 | 0 | |
| Lajes Field | | AF Active | Lajes Field | 369 | 2,732,094 | 0 | 0 | 1 | 88 | 0 | 973 | 932.5 | 805 | 91 | 618 |
| Lajes Water System Annex | | AF Active | Lajes Field | 4 | 1,270 | 0 | 0 | 0 | 0 | 0 | 1 | 11.7 | 0 | 0 | 0 |
| Praia Da Victoria Dock Annex | | AF Active | Praia da Victoria | 10 | 18,608 | 0 | 0 | 0 | 0 | 0 | 4 | 19.6 | 0 | 0 | 0 |
| Praia Da Victoria Fuel Storage Annex | | AF Active | Praia da Victoria | 9 | 4,916 | 0 | 0 | 0 | 0 | 0 | 53 | 120.3 | 0 | 0 | 0 |
| Villa Nova Globecom Annex | | AF Active | Villa Nova | 1 | 13,533 | 0 | 0 | 0 | 0 | 0 | 99 | 4.2 | 0 | 0 | 0 |
| ** OTHER SITE(S) : 12 | | | | 12 | 4,552 | 0 | 0 | 3 | 17,868 | 0 | 18 | 5.8 | 59 | 2 | 0 |
| Portugal Total: | | | | 430 | 2,824,416 | 0 | 0 | 4 | 17,956 | 0 | 1,445 | 1,168.1 | 864 | 93 | 618 |
| Qatar | | | | | | | | | | | | | | | |
| Al Udeid Air Base | | AF Active | Doha | 104 | 620,347 | 0 | 0 | 1 | 1,500 | 0 | 13,534 | 384.7 | 158 | 1 | 0 |
| Qatar Total: | | | | 104 | 620,347 | 0 | 0 | 1 | 1,500 | 0 | 13,534 | 384.7 | 158 | 1 | 0 |
| Saint Helena | | | | | | | | | | | | | | | |
| Ascension Auxiliary Airfield | | AF Active | Ascension Island | 115 | 370,985 | 0 | 0 | 0 | 0 | 0 | 3,856 | 347.9 | 3 | 0 | 0 |
| Saint Helena Total: | | | | 115 | 370,985 | 0 | 0 | 0 | 0 | 0 | 3,856 | 347.9 | 3 | 0 | 0 |
| Singapore | | | | | | | | | | | | | | | |
| Sembawang Housing | | AF Active | Sembawang | 1 | 11,000 | 0 | 0 | 121 | 419,540 | | | 73.7 | 0 | 0 | 0 |
| Singapore | | Navy Active | Singapore | 0 | 0 | 0 | 0 | 31 | 383,170 | | | 101.8 | 115 | 15 | 10 |
| ** OTHER SITE(S) : 2 | | | | 0 | 0 | 0 | 0 | 3 | 5,334 | | | 2.0 | 0 | 0 | 0 |
| Singapore Total: | | | | 1 | 11,000 | 0 | 0 | 155 | 808,044 | 0 | 0 | 177.5 | 115 | 15 | 10 |
| South Korea | | | | | | | | | | | | | | | |
| Bayonet Training Area | | Army Active | Tong Du Chon | | | | | | | 0 | 248 | 0.0 | 0 | 0 | 0 |
| Brooklyn Hill | | Army Active | Yangsan | 11 | 7,945 | 0 | 0 | 0 | 0 | 4 | 40 | 3.9 | 0 | 0 | 0 |
| Bullseye 01 | | Army Active | Kumchon-Ni | 59 | 49,512 | 0 | 0 | 0 | 0 | 0 | 21,184 | 24.5 | 0 | 0 | 8 |
| Bullseye 02 | | Army Active | Kumchon Ni | | | | | | | 0 | 1,391 | 0.0 | 0 | 0 | 0 |
| Camp Ames | | Army Active | Taejon City | 9 | 19,158 | 0 | 0 | 0 | 0 | 0 | 20 | 5.2 | 0 | 0 | 0 |
| Camp Bonifas | | Army Active | Kumohon Ri | 85 | 186,486 | 0 | 0 | 0 | 0 | 0 | 36 | 56.9 | 3 | 0 | 53 |
| Camp Carroll | | Army Active | Waegwan | 277 | 2,256,105 | 0 | 0 | 56 | 1,006,478 | 0 | 681 | 687.1 | 879 | 145 | 1,728 |
| Camp Casey | | Army Active | Tongduchon | 652 | 4,187,549 | 0 | 0 | 2 | 9,468 | 0 | 3,497 | 1,137.6 | 4,450 | 65 | 2,364 |
| Camp Castle | | Army Active | Tong Du Chon | 56 | 339,952 | 0 | 0 | 0 | 0 | 1 | 51 | 86.2 | 234 | 0 | 387 |
| Camp Colbern | | Army Active | Songnam | 55 | 188,433 | 0 | 0 | 0 | 0 | 0 | 76 | 50.7 | 0 | 0 | 0 |
| Camp Eagle | | Army Active | Wonju | 56 | 447,055 | 0 | 0 | 0 | 0 | 0 | 114 | 144.8 | 451 | 4 | 69 |

* Sites having assets that are Federally funded (e.g., owned, lease, licence, permit) and State-owned interes

** US Locations that do not meet criteria of at least ten (10) Acres AND at least \$10M PRV. US Territories and Non-US Locations that do not meet criteria of at least ten (10) Acres OR at least \$10M PRV.

DEPARTMENT OF DEFENSE
Base Structure Report - As of 30 Sep 2006

| SITE | BRAC 2005 | COMPONENT | NAME NEAREST CITY | BUILDINGS | | | | | | ACRES OWNED | TOTAL ACRES | PRV (\$M) | MIL | CIV | OTHER |
|---------------------------------------|--------------|-------------|-------------------------|-----------|-----------|--------|---------|-------|---------|----------------|----------------|-----------|-------|-----|-------|
| | | | | OWNED | | LEASED | | OTHER | | | | | | | |
| | | | | COUNT | SQFT | COUNT | SQFT | COUNT | SQFT | | | | | | |
| Camp Edwards | | Army Active | Kumchon-Ni | 70 | 252,260 | 0 | 0 | 0 | 0 | 0 | 62 | 69.9 | 0 | 0 | 0 |
| Camp Essayons | | Army Active | Uijong Bu | 122 | 303,878 | 0 | 0 | 0 | 0 | 0 | 76 | 87.3 | 0 | 0 | 37 |
| Camp Falling Water | | Army Active | Uijong Bu | 41 | 133,735 | 0 | 0 | 1 | 400 | 0 | 59 | 29.8 | 0 | 0 | 0 |
| Camp Garry Owen North | | Army Active | Kumohon Ni | 137 | 402,434 | 0 | 0 | 0 | 0 | 0 | 70 | 115.8 | 0 | 0 | 0 |
| Camp Giant | | Army Active | Kumchon | 74 | 158,888 | 0 | 0 | 0 | 0 | 0 | 42 | 36.8 | 0 | 0 | 0 |
| Camp Greaves | | Army Active | Kumchon Ni | 120 | 323,849 | 0 | 0 | 0 | 0 | 0 | 59 | 93.5 | 0 | 0 | 0 |
| Camp Henry | | Army Active | Taegu | 93 | 485,052 | 198 | 236,009 | 38 | 212,449 | 1 | 59 | 207.3 | 556 | 270 | 1,533 |
| Camp Hialeah (Army) | | Army Active | Pusan | 302 | 874,842 | 0 | 0 | 24 | 53,561 | 61 | 193 | 294.4 | 4 | 0 | 21 |
| Camp Hovey | | Army Active | Tongduchon | 172 | 1,616,855 | 0 | 0 | 1 | 25,696 | 0 | 3,473 | 401.6 | 1,187 | 1 | 286 |
| Camp Howze | | Army Active | Kumchon Ni | 167 | 544,366 | 0 | 0 | 0 | 0 | 0 | 157 | 159.6 | 0 | 0 | 0 |
| Camp Humphreys | | Army Active | Pyongtaek City | 569 | 4,587,378 | 0 | 0 | 5 | 7,897 | 0 | 1,230 | 1,196.3 | 4,539 | 148 | 2,518 |
| Camp Humphreys Communications Site | | AF Active | Pyong Taek | 0 | 0 | 0 | 0 | 21 | 177,456 | 19 | 19 | 40.7 | 0 | 0 | 0 |
| Camp Jackson | | Army Active | Uijong Bu | 47 | 178,892 | 0 | 0 | 0 | 0 | 0 | 406 | 44.3 | 181 | 0 | 76 |
| Camp Kwangsa Ri | | Army Active | Uijongbu | 15 | 35,560 | 0 | 0 | 4 | 8,000 | 0 | 31 | 11.8 | 0 | 0 | 28 |
| Camp Long | | Army Active | Wonju | 126 | 311,919 | 0 | 0 | 8 | 13,007 | 0 | 85 | 89.1 | 89 | 9 | 266 |
| Camp Market | | Army Active | Inchon | 64 | 591,722 | 0 | 0 | 39 | 588,090 | 0 | 118 | 188.3 | 12 | 4 | 500 |
| Camp Nimble | | Army Active | Tong Du Chon | 31 | 119,928 | 0 | 0 | 0 | 0 | 2 | 16 | 30.8 | 0 | 0 | 0 |
| Camp Page | | Army Active | Chunchon | 152 | 725,733 | 0 | 0 | 6 | 30,114 | 0 | 468 | 237.6 | 0 | 0 | 0 |
| Camp Red Cloud | | Army Active | Uijong Bu | 242 | 1,384,434 | 0 | 0 | 0 | 0 | 0 | 207 | 368.6 | 1,154 | 143 | 1,416 |
| Camp Red Cloud Communications Site | | AF Active | Euijeongbu | 0 | 0 | 0 | 0 | 15 | 85,409 | 4 | 4 | 19.7 | 0 | 0 | 0 |
| Camp Sears | | Army Active | Uijong Bu | 41 | 132,443 | 0 | 0 | 1 | 92 | 0 | 32 | 38.2 | 0 | 0 | 0 |
| Camp Stanley | | Army Active | Uijong Bu | 286 | 1,602,299 | 0 | 0 | 1 | 109 | 0 | 605 | 410.3 | 965 | 18 | 615 |
| Camp Stanton | | Army Active | Kumchon Ri | 66 | 172,624 | 0 | 0 | 0 | 0 | 0 | 67 | 73.7 | 325 | 0 | 0 |
| Camp Walker | | Army Active | Taegu | 228 | 1,144,613 | 0 | 0 | 0 | 0 | 1 | 195 | 316.2 | 471 | 58 | 700 |
| Camp Yongin | | Army Active | Suwon | 6 | 44,616 | 0 | 0 | 3 | 9,240 | 0 | 8 | 14.9 | 40 | 2 | 40 |
| Chang San | | Army Active | Pusan | 13 | 12,838 | 0 | 0 | 0 | 0 | 2 | 26 | 4.9 | 0 | 0 | 0 |
| Cheju Do Training Center | | Army Active | Pusan | 31 | 42,684 | 0 | 0 | 1 | 468 | 0 | 12 | 13.8 | 0 | 0 | 0 |
| Chinhae Facility Korea | | Navy Active | Chinhae | 110 | 306,309 | 0 | 0 | 0 | 0 | 0 | 91 | 78.8 | 118 | 5 | 111 |
| Dartboard Site | | Army Active | Taegu | 2 | 1,672 | 0 | 0 | 0 | 0 | 0 | 10 | 3.0 | 0 | 0 | 0 |
| Far East Dist Engr | | Army Active | Seoul | 32 | 111,986 | 0 | 0 | 14 | 73,008 | 0 | 11 | 40.8 | 2 | 153 | 518 |
| Freedom Bridge | | Army Active | Munsan | 6 | 6,382 | 0 | 0 | 0 | 0 | 0 | 14 | 1.6 | 0 | 0 | 0 |
| Gun Training Area | | Army Active | Tong Du Chon | | | | | | | 0 | 195 | 0.0 | 0 | 0 | 0 |
| H220 Heliport | | Army Active | Tong Du Chon | 52 | 240,669 | 0 | 0 | 0 | 0 | 0 | 52 | 60.8 | 6 | 5 | 184 |
| High Point | | Army Active | Chonan City | 3 | 2,122 | 0 | 0 | 0 | 0 | 0 | 11 | 2.0 | 0 | 0 | 0 |
| K-16 Air Base | | Army Active | Songnam | 50 | 301,703 | 0 | 0 | 20 | 269,386 | 0 | 212 | 164.5 | 744 | 3 | 338 |

* Sites having assets that are Federally funded (e.g., owned, lease, licence, permit) and State-owned interes

** US Locations that do not meet criteria of at least ten (10) Acres AND at least \$10M PRV. US Territories and Non-US Locations that do not meet criteria of at least ten (10) Acres OR at least \$10M PRV.

DEPARTMENT OF DEFENSE
Base Structure Report - As of 30 Sep 2006

| SITE | BRAC 2005 | COMPONENT | NAME NEAREST CITY | BUILDINGS | | | | | | ACRES OWNED | TOTAL ACRES | PRV (\$M) | MIL | CIV | OTHER |
|----------------------------------|--------------|---------------|-------------------------|--------------|-------------------|------------|------------------|------------|------------------|----------------|----------------|-----------------|---------------|--------------|---------------|
| | | | | OWNED | | LEASED | | OTHER | | | | | | | |
| | | | | COUNT | SQFT | COUNT | SQFT | COUNT | SQFT | | | | | | |
| Kamaksan ASA | | Army Active | Tong Du Chon | 6 | 5,526 | 0 | 0 | 0 | 0 | 0 | 48 | 2.6 | 0 | 0 | 10 |
| Kimhae Storage Annex | | AF Active | Kimhae | 36 | 344,348 | 0 | 0 | 1 | 51,333 | 0 | 86 | 60.9 | 0 | 0 | 0 |
| Koon Ni Air Range | | AF Active | Koon Ni | 20 | 28,405 | 0 | 0 | 0 | 0 | 0 | 5,882 | 9.9 | 0 | 0 | 0 |
| Koryosan ASA | | Army Active | Inchon | 7 | 6,462 | 0 | 0 | 0 | 0 | 0 | 12 | 3.1 | 0 | 0 | 9 |
| Kunsan Air Base | | AF Active | Kunsan | 410 | 2,818,110 | 0 | 0 | 22 | 297,805 | 0 | 2,557 | 1,423.9 | 2,755 | 38 | 586 |
| Kunsan Pol Terminal Site | | Army Active | Kunsan | 3 | 5,728 | 0 | 0 | 0 | 0 | 0 | 17 | 8.1 | 0 | 0 | 0 |
| Kwang-Ju Air Base | | AF Active | Kwangju | 96 | 615,865 | 0 | 0 | 2 | 24,207 | 0 | 313 | 244.0 | 480 | 0 | 17 |
| Madison Site | | Army Active | Suwon | 11 | 8,638 | 0 | 0 | 0 | 0 | 0 | 22 | 7.2 | 0 | 0 | 0 |
| Masan Ammunition Depot | | Army Active | Masan | 17 | 57,265 | 0 | 0 | 0 | 0 | 0 | 1,060 | 17.3 | 0 | 2 | 5 |
| Mu Juk | | Marine Active | Pohang | 75 | 139,805 | 0 | 0 | 0 | 0 | 0 | | 30.3 | 0 | 0 | 0 |
| Niblo Barracks | | Army Active | Seoul | 11 | 28,505 | 0 | 0 | 2 | 6,345 | 0 | 7 | 11.2 | 0 | 0 | 51 |
| Osan | | AF Active | Song Tan | 458 | 5,234,865 | 6 | 272,559 | 48 | 854,945 | 0 | 1,788 | 2,241.1 | 5,268 | 170 | 1,219 |
| Osan Ni Ammunition Storage Annex | | AF Active | Osan | 20 | 74,115 | 0 | 0 | 0 | 0 | 0 | 603 | 30.4 | 0 | 0 | 0 |
| Pier #8 | | Army Active | Kanman-Tong | 4 | 7,759 | 0 | 0 | 7 | 98,524 | 0 | 12 | 32.9 | 0 | 2 | 39 |
| Pil-Sung Air Range | | AF Active | Sangori-Ni | 9 | 19,910 | 0 | 0 | 2 | 24,676 | 0 | 27 | 12.2 | 0 | 0 | 0 |
| Pohang | | Navy Active | Pohang | 11 | 63,877 | 0 | 0 | 52 | 124,748 | 0 | 3 | 62.7 | 0 | 0 | 0 |
| Pusan Storage Facility | | Army Active | Pusan | 63 | 396,674 | 0 | 0 | 9 | 20,887 | 3 | 69 | 94.2 | 3 | 6 | 196 |
| Pyongtaek Cpx Area | | Army Active | Pyong Taek | 9 | 8,872 | 0 | 0 | 0 | 0 | 0 | 160 | 5.4 | 0 | 0 | 4 |
| Richmond | | Army Active | Taejon | 3 | 2,696 | 0 | 0 | 0 | 0 | 0 | 14 | 2.7 | 0 | 0 | 0 |
| ROK Navy Base | | Navy Active | Chinhae | 2 | 6,799 | 0 | 0 | 0 | 0 | 0 | 0 | 25.2 | 0 | 0 | 0 |
| Shinbuk Relay | | Army Active | Pochon | 5 | 4,240 | 0 | 0 | 0 | 0 | 0 | 13 | 6.2 | 0 | 0 | 0 |
| Sungnam Golf Course | | Army Active | Songnam | 0 | 0 | 0 | 0 | 10 | 60,983 | 0 | 230 | 28.0 | 0 | 0 | 145 |
| Suwon Air Base | | AF Active | Suwon | 42 | 135,585 | 0 | 0 | 58 | 586,273 | 0 | 235 | 296.0 | 25 | 9 | 57 |
| Swiss and Swed Camp Mac HQ | | Army Active | Munsan | 26 | 37,090 | 0 | 0 | 0 | 0 | 0 | | 11.9 | 0 | 0 | 4 |
| Taegu Air Base | | AF Active | Taegu | 143 | 756,378 | 0 | 0 | 0 | 0 | 0 | 763 | 299.1 | 58 | 3 | 5 |
| Tango | | Army Active | Songnam | 22 | 137,798 | 0 | 0 | 6 | 77,561 | 0 | 241 | 57.2 | 97 | 1 | 63 |
| Watkins Range | | Army Active | Tong Du Chon | | | | | | | 0 | 13 | 0.0 | 0 | 0 | 0 |
| Wonju Air Station | | AF Active | Wonju | 13 | 7,715 | 0 | 0 | 5 | 10,491 | 0 | 93 | 26.9 | 11 | 0 | 0 |
| Yechon | | Navy Active | Yechon | 0 | 0 | 0 | 0 | 26 | 73,130 | 0 | | 34.9 | 0 | 0 | 5 |
| Yong Pyong | | Army Active | Yongpyong | 60 | 173,521 | 0 | 0 | 0 | 0 | 0 | 3,347 | 72.5 | 2 | 1 | 133 |
| Yongsan Garrison | | Army Active | Seoul | 749 | 4,698,637 | 52 | 1,345,481 | 197 | 1,127,496 | 0 | 639 | 1,427.9 | 3,997 | 1,067 | 7,466 |
| Yongsan Garrison | | Navy Active | Yongsan | 0 | 0 | 0 | 0 | 19 | 59,008 | 0 | | 13.0 | 240 | 3 | 18 |
| ** OTHER SITE(S) : 28 | | | | 75 | 101,210 | 1 | 2 | 31 | 270,801 | 7 | 67 | 71.9 | 131 | 3 | 72 |
| South Korea Total: | | | | 7,136 | 40,763,278 | 257 | 1,854,051 | 757 | 6,339,541 | 105 | 54,036 | 13,814.5 | 29,477 | 2,338 | 23,900 |

* Sites having assets that are Federally funded (e.g., owned, lease, licence, permit) and State-owned interes

** US Locations that do not meet criteria of at least ten (10) Acres AND at least \$10M PRV. US Territories and Non-US Locations that do not meet criteria of at least ten (10) Acres OR at least \$10M PRV.

DEPARTMENT OF DEFENSE
Base Structure Report - As of 30 Sep 2006

| SITE | BRAC 2005 | COMPONENT | NAME NEAREST CITY | BUILDINGS | | | | | | ACRES OWNED | TOTAL ACRES | PRV (\$M) | MIL | CIV | OTHER |
|---|--------------|-------------|-------------------------|--------------|------------------|-----------|----------------|------------|----------------|----------------|----------------|----------------|--------------|------------|------------|
| | | | | OWNED | | LEASED | | OTHER | | | | | | | |
| | | | | COUNT | SQFT | COUNT | SQFT | COUNT | SQFT | | | | | | |
| Spain | | | | | | | | | | | | | | | |
| Moron AB | | AF Active | Moron de la Frontera | 152 | 806,141 | 0 | 0 | 1 | 12,726 | 0 | 2,811 | 538.9 | 143 | 9 | 11 |
| Rota | | Navy Active | Rota | 1,003 | 3,995,637 | 0 | 0 | 11 | 9,292 | 0 | 5,962 | 1,421.6 | 1,108 | 167 | 684 |
| ** OTHER SITE(S) : 3 | | | | 1 | 2,583 | 1 | 1,296 | 1 | 4,205 | 0 | 1 | 1.8 | 17 | 6 | 0 |
| Spain Total: | | | | 1,156 | 4,804,361 | 1 | 1,296 | 13 | 26,223 | 0 | 8,774 | 1,962.3 | 1,268 | 182 | 695 |
| Turkey | | | | | | | | | | | | | | | |
| Ankara Administration Office | | AF Active | Ankara | 20 | 144,609 | 0 | 0 | 0 | 0 | 0 | 24 | 29.1 | 38 | 1 | 3 |
| Batman Air Base | | AF Active | Batman | 0 | 0 | 0 | 0 | 13 | 28,176 | 0 | 0 | 20.3 | 0 | 0 | 0 |
| Cigli Air Base | | AF Active | Izmir | 3 | 9,027 | 0 | 0 | 16 | 139,100 | 0 | 0 | 23.0 | 0 | 0 | 0 |
| Incirlik AB | | AF Active | Incirlik | 639 | 3,630,428 | 0 | 0 | 68 | 210,761 | 0 | 3,337 | 1,236.1 | 1,444 | 121 | 142 |
| Izmir Air Station | | AF Active | Izmir | 4 | 7,741 | 5 | 64,633 | 0 | 0 | 0 | 1 | 11.5 | 152 | 10 | 48 |
| Izmir Storage Annex No 2 | | AF Active | Izmir | 15 | 8,066 | 13 | 122,574 | 0 | 0 | 0 | 16 | 29.3 | 0 | 0 | 0 |
| Mus Air Base | | AF Active | Mus | 11 | 22,011 | 0 | 0 | 1 | 3,228 | 0 | 0 | 14.9 | 0 | 0 | 0 |
| Yumurtalik Petroleum Prod Storage Annex | | AF Active | Yumurtalik | 5 | 7,623 | 0 | 0 | 0 | 0 | 0 | 142 | 34.3 | 1 | 0 | 2 |
| ** OTHER SITE(S) : 11 | | | | 9 | 96,620 | 5 | 35,394 | 2 | 32,280 | 0 | 1 | 23.1 | 0 | 0 | 0 |
| Turkey Total: | | | | 706 | 3,926,125 | 23 | 222,601 | 100 | 413,545 | 0 | 3,521 | 1,421.5 | 1,635 | 132 | 195 |
| United Arab Emirates | | | | | | | | | | | | | | | |
| Al Dhafra AB | | AF Active | Abu Dhabi | 0 | 0 | 0 | 0 | 0 | 0 | 0 | 11,370 | 30.5 | 37 | 3 | 0 |
| Fujairah Aviation Unit | | Navy Active | Al Fujayrah | 0 | 0 | 5 | 39,957 | 0 | 0 | 0 | 0 | 16.9 | 0 | 0 | 0 |
| United Arab Emirates Total: | | | | 0 | 0 | 5 | 39,957 | 0 | 0 | 0 | 11,370 | 47.4 | 37 | 3 | 0 |
| United Kingdom | | | | | | | | | | | | | | | |
| Beck Row Fhg | | AF Active | Yildenhall | 0 | 0 | 112 | 144,751 | 0 | 0 | 0 | 10 | 17.0 | 0 | 0 | 0 |
| Blenheim Crescent | | Navy Active | London | 0 | 0 | 0 | 0 | 5 | 47,580 | 0 | 3 | 12.6 | 0 | 0 | 0 |
| Daws Hill | | Navy Active | London | 1 | 4,971 | 0 | 0 | 111 | 491,260 | 0 | 59 | 119.5 | 0 | 0 | 0 |
| Eastcote | | Navy Active | London | 0 | 0 | 0 | 0 | 4 | 114,894 | 0 | 8 | 26.7 | 0 | 0 | 0 |
| Eriswell Family Housing Annex | | AF Active | Eriswell | 0 | 0 | 143 | 719,151 | 1 | 4,032 | 0 | 62 | 87.1 | 0 | 0 | 0 |
| Lynn Wood Family Housing | | AF Active | Thetford | 0 | 0 | 98 | 205,804 | 0 | 0 | 0 | 22 | 24.8 | 0 | 0 | 0 |
| Menwith Hill | | Army Active | Menwith Hill | 220 | 869,650 | 0 | 0 | 0 | 0 | 545 | 545 | 241.7 | 217 | 71 | 18 |
| Newmarket Fam Hsg Anx No 3 | | AF Active | New Market | 0 | 0 | 140 | 399,140 | 0 | 0 | 0 | 35 | 48.9 | 0 | 0 | 0 |
| RAF Alconbury | | AF Active | Alconbury | 186 | 1,104,109 | 0 | 0 | 16 | 183,890 | 0 | 203 | 327.5 | 172 | 46 | 0 |
| RAF Barford St John Transmitter Annex | | AF Active | Barford | 3 | 30,501 | 0 | 0 | 1 | 2,100 | 0 | 476 | 22.0 | 0 | 0 | 0 |
| RAF Bicester | | AF Active | Bicester | 255 | 224,320 | 0 | 0 | 80 | 97,754 | 0 | 35 | 43.8 | 0 | 0 | 0 |

* Sites having assets that are Federally funded (e.g., owned, lease, licence, permit) and State-owned interests

** US Locations that do not meet criteria of at least ten (10) Acres AND at least \$10M PRV. US Territories and Non-US Locations that do not meet criteria of at least ten (10) Acres OR at least \$10M PRV.

DEPARTMENT OF DEFENSE
Base Structure Report - As of 30 Sep 2006

| SITE | BRAC 2005 | COMPONENT | NAME NEAREST CITY | BUILDINGS | | | | | | ACRES OWNED | TOTAL ACRES | PRV (\$M) | MIL | CIV | OTHER |
|--|--------------|-------------|-------------------------|----------------|----------------------|--------------|-------------------|---------------|--------------------|-------------------|-------------------|------------------|------------------|----------------|----------------|
| | | | | OWNED | | LEASED | | OTHER | | | | | | | |
| | | | | COUNT | SQFT | COUNT | SQFT | COUNT | SQFT | | | | | | |
| RAF Chelveston Fam Hsg Anx | | AF Active | Rushden | 22 | 79,272 | 0 | 0 | 0 | 0 | 0 | 17 | 13.5 | 0 | 0 | 0 |
| RAF Croughton | | AF Active | Croughton | 127 | 679,354 | 0 | 0 | 19 | 160,060 | 0 | 694 | 268.1 | 300 | 34 | 0 |
| RAF Ely Family Housing Annex | | AF Active | Ely | 0 | 0 | 0 | 0 | 66 | 164,182 | 0 | 5 | 48.2 | 0 | 0 | 0 |
| RAF Fairford | | AF Active | Fairford | 90 | 419,147 | 0 | 0 | 103 | 689,425 | 0 | 1,170 | 581.1 | 241 | 23 | 0 |
| RAF Feltwell | | AF Active | Feltwell | 17 | 249,146 | 0 | 0 | 178 | 928,522 | 0 | 332 | 254.8 | 52 | 2 | 1 |
| RAF Hythe | | Army Active | Southampton | 3 | 2,581 | 0 | 0 | 22 | 216,460 | 0 | 35 | 48.5 | 2 | 26 | 140 |
| RAF Lakenheath | | AF Active | Lakenheath | 401 | 3,025,441 | 0 | 0 | 217 | 1,199,712 | 0 | 2,006 | 1,818.1 | 4,861 | 254 | 0 |
| RAF Mildenhall | | AF Active | Mildenhall | 310 | 1,801,135 | 0 | 0 | 158 | 1,340,823 | 0 | 1,123 | 1,149.3 | 3,736 | 214 | 4 |
| RAF Mildenhall Ammo Stor Anx | | AF Active | Mildenhall | 19 | 19,701 | 0 | 0 | 0 | 0 | 0 | 36 | 5.9 | 0 | 0 | 0 |
| RAF Molesworth | | AF Active | Thrapston | 33 | 176,726 | 0 | 0 | 30 | 350,819 | 0 | 659 | 180.4 | 307 | 2 | 0 |
| RAF Molesworth Storage Anx No 12 | | AF Active | Molesworth | 2 | 30,988 | 0 | 0 | 0 | 0 | 0 | 37 | 9.3 | 154 | 121 | 0 |
| RAF Shepherds Grove Family Housing Annex | | AF Active | Stanton | 34 | 64,338 | 0 | 0 | 1 | 7,718 | 0 | 18 | 13.7 | 0 | 0 | 0 |
| RAF Upwood | | AF Active | Upwood | 3 | 54,203 | 0 | 0 | 40 | 47,071 | 0 | 22 | 26.7 | 43 | 1 | 0 |
| RAF Welford Ammo Stor Area | | AF Active | Newbury Berkshire | 77 | 231,487 | 0 | 0 | 209 | 536,429 | 0 | 806 | 298.5 | 0 | 0 | 0 |
| SURTASS Det 3 | | Navy Active | Saint Mawgan | 18 | 256,833 | 0 | 0 | 14 | 85,842 | 0 | 1 | 93.9 | 0 | 0 | 0 |
| United Kingdom | | Navy Active | London | 0 | 0 | 1 | 175,524 | 0 | 0 | 0 | 1 | 42.6 | 874 | 52 | 95 |
| West Ruislip | | Navy Active | London | 17 | 90,854 | 0 | 0 | 18 | 160,421 | 0 | 31 | 50.7 | 1 | 0 | 0 |
| ** OTHER SITE(S) : 29 | | | | 33 | 103,508 | 106 | 159,110 | 82 | 129,311 | 0 | 50 | 72.6 | 7 | 1 | 0 |
| United Kingdom Total: | | | | 1,871 | 9,518,265 | 600 | 1,803,480 | 1,375 | 6,958,305 | 545 | 8,500 | 5,947.4 | 10,967 | 847 | 258 |
| Overseas Total: | | | | 32,162 | 153,466,514 | 4,881 | 25,686,319 | 19,870 | 237,140,978 | 1,502 | 707,570 | 126,350.4 | 175,817 | 22,910 | 87,374 |
| Worldwide Totals: | | | | 260,571 | 1,901,150,315 | 9,669 | 64,582,215 | 73,627 | 429,110,801 | 21,946,639 | 32,408,262 | 712,199.5 | 2,074,891 | 512,922 | 381,714 |

* Sites having assets that are Federally funded (e.g., owned, lease, licence, permit) and State-owned interes

** US Locations that do not meet criteria of at least ten (10) Acres AND at least \$10M PRV. US Territories and Non-US Locations that do not meet criteria of at least ten (10) Acres OR at least \$10M PRV.

THIS PAGE INTENTIONALLY LEFT BLANK

DEPARTMENT OF DEFENSE

Base Structure Report - As of 30 Sept 06

IX. INDIVIDUAL SERVICE INVENTORIES

THIS PAGE INTENTIONALLY LEFT BLANK

DEPARTMENT OF DEFENSE - Army
Base Structure Report - As of 30 Sep 2006

| SITE | BRAC 2005 | COMPONENT | NAME NEAREST CITY | BUILDINGS | | | | | | ACRES OWNED | TOTAL ACRES | PRV (\$M) | MIL | CIV | OTHER |
|----------------------------------|--------------|--------------|-------------------------|--------------|-------------------|----------|---------------|------------|------------------|----------------|----------------|----------------|---------------|---------------|---------------|
| | | | | OWNED | | LEASED | | OTHER | | | | | | | |
| | | | | COUNT | SQFT | COUNT | SQFT | COUNT | SQFT | | | | | | |
| Alabama | | | | | | | | | | | | | | | |
| 10C Stagefield | | Army Active | New Brockton | 5 | 2,933 | 0 | 0 | 0 | 0 | 180 | 180 | 19.4 | 0 | 0 | 0 |
| 310th Chem USARC | C | Army Reserve | Anniston | 3 | 74,933 | 0 | 0 | 0 | 0 | 21 | 21 | 12.8 | 210 | 1 | 1 |
| Allen Stagefield | | Army Active | Dothan | 6 | 3,663 | 0 | 0 | 1 | 44 | 114 | 114 | 17.8 | 0 | 0 | 0 |
| Anniston Army Depot | R | Army Active | Anniston | 1,751 | 9,035,006 | 0 | 0 | 0 | 0 | 15,282 | 15,282 | 1,560.7 | 30 | 4,987 | 2,022 |
| Bill Nichols USARC/ECS #158 | | Army Reserve | Anniston | 2 | 61,185 | 0 | 0 | 0 | 0 | 17 | 17 | 14.8 | 278 | 11 | 0 |
| Brown (4B) Stagefield | | Army Active | New Brockton | 5 | 3,253 | 0 | 0 | 0 | 0 | 176 | 176 | 19.6 | 0 | 0 | 0 |
| Cairns Basefield | | Army Active | Daleville | 61 | 473,899 | 0 | 0 | 4 | 1,107 | 1,326 | 1,326 | 188.0 | 0 | 0 | 0 |
| * Eglin AFB Ft Walton Beach | | Army Guard | Ft Walton Beach | 22 | 27,861 | 0 | 0 | 0 | 0 | 0 | 2,545 | 16.8 | 0 | 0 | 0 |
| Fort Benning | | Army Active | Columbus | 60 | 54,273 | 0 | 0 | 2 | 169 | 12,138 | 12,138 | 32.2 | 0 | 0 | 0 |
| Fort McClellan | R | Army Active | Anniston | 7 | 90,031 | 0 | 0 | 0 | 0 | 491 | 491 | 13.5 | 0 | 0 | 0 |
| * Fort McClellan ARNG Tng Center | | Army Guard | Anniston | 228 | 890,569 | 0 | 0 | 0 | 0 | 22,550 | 22,550 | 174.1 | 226 | 42 | 410 |
| Fort Rucker | R | Army Active | Daleville | 667 | 5,038,711 | 5 | 14,820 | 825 | 2,290,232 | 57,776 | 59,827 | 1,736.9 | 5,049 | 2,003 | 6,111 |
| Goldberg Stagefield | | Army Active | Midland City | 7 | 8,758 | 0 | 0 | 0 | 0 | 101 | 101 | 17.1 | 0 | 0 | 0 |
| Highbluff Stagefield | | Army Active | Hartford | 5 | 3,847 | 0 | 0 | 1 | 44 | 190 | 190 | 16.7 | 0 | 0 | 0 |
| Horace B Hanson USARC | | Army Reserve | Birmingham | 3 | 99,805 | 0 | 0 | 0 | 0 | 14 | 14 | 17.4 | 634 | 26 | 22 |
| Hunt Stagefield | | Army Active | Ozark | 5 | 3,754 | 0 | 0 | 0 | 0 | 153 | 153 | 17.2 | 0 | 0 | 0 |
| Louisville Stagefield | | Army Active | Brundidge | 2 | 128 | 0 | 0 | 1 | 42 | 104 | 104 | 11.2 | 0 | 0 | 0 |
| Redstone Arsenal | R | Army Active | Huntsville | 1,726 | 11,039,754 | 0 | 0 | 4 | 15,857 | 30,920 | 37,910 | 3,303.6 | 1,753 | 8,341 | 16,285 |
| Runkle Stagefield | | Army Active | Elba | 6 | 4,782 | 0 | 0 | 3 | 338 | 235 | 235 | 12.8 | 0 | 0 | 0 |
| Shell Basefield | | Army Active | Enterprise | 13 | 63,794 | 0 | 0 | 0 | 0 | 296 | 296 | 50.2 | 0 | 0 | 0 |
| Skelly Stagefield | | Army Active | Elba | 4 | 2,537 | 0 | 0 | 0 | 0 | 193 | 193 | 19.5 | 0 | 0 | 0 |
| Stinson (5AB) Stagefield | | Army Active | New Brockton | 5 | 3,433 | 0 | 0 | 0 | 0 | 191 | 191 | 19.2 | 0 | 0 | 0 |
| Toth Stagefield | | Army Active | Dothan | 4 | 3,177 | 0 | 0 | 1 | 220 | 128 | 128 | 24.0 | 0 | 0 | 0 |
| ** OTHER SITE(S): 36 | | | | 57 | 476,555 | 3 | 26,248 | 2 | 164 | 360 | 381 | 100.1 | 2,958 | 150 | 19 |
| Alabama Total: | | | | 4,654 | 27,466,641 | 8 | 41,068 | 844 | 2,308,217 | 142,956 | 154,564 | 7,415.5 | 11,138 | 15,561 | 24,870 |

Alaska

| | | | | | | | | | | | | | | | |
|----------------------------|--|-------------|-----------|----|--------|---|---|---|---|---------|---------|-------|---|---|---|
| Black Rapids Training Area | | Army Active | Fairbanks | 10 | 41,227 | 0 | 0 | 0 | 0 | 2,782 | 2,785 | 19.9 | 0 | 0 | 0 |
| Donnelly Training Area | | Army Active | Fairbanks | 36 | 90,153 | 0 | 0 | 0 | 0 | 631,693 | 631,693 | 105.6 | 0 | 0 | 0 |
| Fairbanks Eielson Pipeline | | Army Active | Fairbanks | 5 | 4,533 | 0 | 0 | 0 | 0 | 69 | 120 | 511.2 | 0 | 0 | 0 |

* Sites having assets that are Federally funded (e.g., owned, lease, licence, permit) and State-owned interest.

** US Locations that do not meet criteria of at least ten (10) Acres AND at least \$10M PRV. US Territories and Non-US Locations that do not meet criteria of at least ten (10) Acres OR at least \$10M PRV.

DEPARTMENT OF DEFENSE - Army
Base Structure Report - As of 30 Sep 2006

| SITE | BRAC 2005 | COMPONENT | NAME NEAREST CITY | BUILDINGS | | | | | | ACRES OWNED | TOTAL ACRES | PRV (\$M) | MIL | CIV | OTHER |
|--------------------------------|--------------|--------------|-------------------------|--------------|-------------------|------------|------------------|-----------|----------------|------------------|------------------|-----------------|---------------|--------------|--------------|
| | | | | OWNED | | LEASED | | OTHER | | | | | | | |
| | | | | COUNT | SQFT | COUNT | SQFT | COUNT | SQFT | | | | | | |
| Fort Greely | R | Army Active | Fairbanks | 204 | 1,626,474 | 0 | 0 | 0 | 0 | 7,200 | 7,200 | 1,529.1 | 210 | 170 | 1,179 |
| Fort Richardson | R | Army Active | Anchorage | 709 | 7,908,667 | 1 | 990 | 18 | 193,264 | 70,849 | 71,089 | 3,266.1 | 7,050 | 1,040 | 1,395 |
| Fort Wainwright | R | Army Active | Fairbanks | 637 | 8,733,537 | 209 | 1,100,612 | 9 | 167,602 | 656,210 | 656,241 | 4,961.4 | 5,025 | 739 | 1,286 |
| Gerstle River Arctic Test Site | | Army Active | Delta Junction | 4 | 14,814 | 0 | 0 | 0 | 0 | 1,650 | 20,750 | 121.5 | 0 | 0 | 0 |
| Haines Terminal | | Army Active | Haines | 16 | 57,081 | 0 | 0 | 0 | 0 | 201 | 201 | 68.4 | 0 | 0 | 0 |
| Pd Tok Junction | | Army Active | Tok | 3 | 11,296 | 0 | 0 | 0 | 0 | 276 | 448 | 10.7 | 0 | 0 | 0 |
| Seward Recreation Area | | Army Active | Seward | 20 | 52,027 | 0 | 0 | 0 | 0 | 1 | 13 | 14.0 | 0 | 0 | 0 |
| Whittier Anchorage Pipeline | | Army Active | Anchorage | 3 | 5,283 | 0 | 0 | 1 | 14,400 | 174 | 243 | 171.8 | 0 | 0 | 0 |
| Yukon Command Training Site | | Army Active | Fort Yukon | 1 | 160 | 0 | 0 | 0 | 0 | 287,228 | 287,418 | 74.9 | 0 | 0 | 0 |
| ** OTHER SITE(S): 79 | | | | 100 | 172,000 | 6 | 8,568 | 0 | 0 | 3,563 | 1,271,383 | 78.4 | 439 | 0 | 0 |
| Alaska Total: | | | | 1,748 | 18,717,252 | 216 | 1,110,170 | 28 | 375,266 | 1,661,895 | 2,949,584 | 10,932.9 | 12,724 | 1,949 | 3,860 |
| American Samoa | | | | | | | | | | | | | | | |
| Te'O USARC | | Army Reserve | Pago Pago | 5 | 24,754 | 1 | 3,600 | 0 | 0 | 0 | 110 | 10.7 | 368 | 3 | 10 |
| American Samoa Total: | | | | 5 | 24,754 | 1 | 3,600 | 0 | 0 | 0 | 110 | 10.7 | 368 | 3 | 10 |
| Arizona | | | | | | | | | | | | | | | |
| Barnes Hall USARC | | Army Reserve | Phoenix | 5 | 63,256 | 0 | 0 | 0 | 0 | 12 | 12 | 15.1 | 368 | 24 | 1 |
| * Camp Navajo | | Army Guard | Flagstaff | 894 | 3,019,239 | 0 | 0 | 0 | 0 | 28,345 | 28,345 | 815.2 | 92 | 8 | 183 |
| Fort Huachuca | R | Army Active | Sierra Vista | 1,833 | 7,920,502 | 0 | 0 | 21 | 141,452 | 58,142 | 73,400 | 2,348.9 | 6,580 | 2,588 | 4,582 |
| Herrea Hall USARC | | Army Reserve | Mesa | 4 | 91,663 | 0 | 0 | 0 | 0 | 13 | 13 | 22.0 | 488 | 10 | 1 |
| * Papago Military Reservation | R | Army Guard | Phoenix | 63 | 538,043 | 0 | 0 | 0 | 0 | 418 | 418 | 124.6 | 179 | 54 | 0 |
| Yuma Proving Ground | | Army Active | Yuma | 596 | 2,107,425 | 0 | 0 | 2 | 8,644 | 1,001,023 | 1,008,911 | 1,391.5 | 94 | 646 | 1,533 |
| ** OTHER SITE(S): 17 | | | | 31 | 72,079 | 3 | 47,430 | 1 | 4,965 | 9,887 | 40,399 | 33.6 | 2,184 | 128 | 46 |
| Arizona Total: | | | | 3,426 | 13,812,207 | 3 | 47,430 | 24 | 155,061 | 1,097,840 | 1,151,498 | 4,750.9 | 9,985 | 3,458 | 6,346 |
| Arkansas | | | | | | | | | | | | | | | |
| ECS 15 | C | Army Reserve | Barling | 5 | 109,401 | 4 | 82,278 | 0 | 0 | 39 | 39 | 33.3 | 0 | 50 | 0 |
| * Fort Chaffee MTC | C | Army Guard | Fort Smith | 424 | 1,578,300 | 0 | 0 | 0 | 0 | 64,272 | 64,272 | 430.6 | 593 | 26 | 332 |
| Maurice Britt USARC | R | Army Reserve | North Little Rock | 10 | 201,142 | 0 | 0 | 0 | 0 | 43 | 43 | 40.0 | 1,293 | 184 | 37 |
| Pine Bluff Arsenal | | Army Active | Pine Bluff | 913 | 3,590,625 | 0 | 0 | 0 | 0 | 13,493 | 13,493 | 1,249.7 | 40 | 1,034 | 1,330 |
| ** OTHER SITE(S): 14 | | | | 38 | 257,613 | 0 | 0 | 0 | 0 | 46 | 65 | 51.4 | 3,939 | 456 | 1,096 |

* Sites having assets that are Federally funded (e.g., owned, lease, licence, permit) and State-owned interest.

** US Locations that do not meet criteria of at least ten (10) Acres AND at least \$10M PRV. US Territories and Non-US Locations that do not meet criteria of at least ten (10) Acres OR at least \$10M PRV.

DEPARTMENT OF DEFENSE - Army
Base Structure Report - As of 30 Sep 2006

| SITE | BRAC 2005 | COMPONENT | NAME NEAREST CITY | BUILDINGS | | | | | | ACRES OWNED | TOTAL ACRES | PRV (\$M) | MIL | CIV | OTHER |
|--------------------------------|--------------|--------------|-------------------------|--------------|------------------|----------|---------------|----------|-----------|----------------|----------------|----------------|--------------|--------------|--------------|
| | | | | OWNED | | LEASED | | OTHER | | | | | | | |
| | | | | COUNT | SQFT | COUNT | SQFT | COUNT | SQFT | | | | | | |
| Arkansas Total: | | | | 1,390 | 5,737,080 | 4 | 82,278 | 0 | 0 | 77,893 | 77,911 | 1,805.0 | 5,865 | 1,750 | 2,795 |
| California | | | | | | | | | | | | | | | |
| BT Collins USARC/AMSA (G) | | Army Reserve | Sacramento | 10 | 191,585 | 0 | 0 | 0 | 0 | 38 | 38 | 52.1 | 896 | 35 | 24 |
| Combat Support Training Center | R | Army Reserve | Livermore | 114 | 1,036,832 | 0 | 0 | 128 | 288,682 | 2,468 | 2,468 | 312.2 | 1,298 | 258 | 1,510 |
| Concord-CA-0696A | | Army Active | Concord | 0 | 0 | 0 | 0 | 125 | 313,882 | 0 | 6,100 | 324.3 | 4 | 36 | 3 |
| Def Distr Reg West Sharpe Site | | Army Active | Stockton | 80 | 4,181,783 | 0 | 0 | 0 | 0 | 724 | 724 | 781.5 | 238 | 11 | 42 |
| Def Distr Reg West Tracy | | Army Active | Tracy | 59 | 5,408,042 | 1 | 4,850 | 0 | 0 | 908 | 908 | 893.2 | 4 | 16 | 1 |
| El Monte USARC | | Army Reserve | El Monte | 4 | 38,348 | 0 | 0 | 0 | 0 | 0 | 11 | 11.2 | 433 | 10 | 2 |
| Fort Hunter Liggett | R | Army Reserve | King City | 272 | 911,110 | 0 | 0 | 6 | 2,508 | 164,261 | 164,261 | 557.6 | 51 | 9 | 253 |
| Fort Ord | | Army Active | Seaside | 1,680 | 7,752,292 | 0 | 0 | 109 | 421,250 | 14,159 | 14,159 | 2,503.0 | 0 | 0 | 0 |
| Holderman Hall USARC | | Army Reserve | Los Angeles | 3 | 84,052 | 0 | 0 | 0 | 0 | 10 | 10 | 20.4 | 254 | 15 | 0 |
| Hwd Of Oakland USARC/AMSA 85 G | | Army Reserve | Oakland | 10 | 108,283 | 0 | 0 | 0 | 0 | 16 | 16 | 28.3 | 247 | 21 | 5 |
| March USARC | | Army Reserve | Moreno Valley | 19 | 77,893 | 0 | 0 | 7 | 71,133 | 47 | 73 | 30.2 | 1,201 | 27 | 4 |
| Moffett Community Hsg | | Army Reserve | Mountain View | 112 | 786,774 | 0 | 0 | 125 | 675,706 | 140 | 140 | 188.2 | 0 | 0 | 0 |
| * MTC-H Camp Roberts | | Army Guard | Camp Roberts | 731 | 2,896,230 | 0 | 0 | 0 | 0 | 42,815 | 42,815 | 943.7 | 510 | 207 | 452 |
| * NG Hammer Field | | Army Guard | Fresno | 4 | 96,727 | 0 | 0 | 0 | 0 | 30 | 30 | 23.9 | 820 | 186 | 6 |
| * NG Sacramento Depot Activity | | Army Guard | Sacramento | 9 | 21,605 | 0 | 0 | 0 | 0 | 22 | 22 | 35.5 | 0 | 0 | 0 |
| * NG Sacramento Mather | | Army Guard | Sacramento | 7 | 86,428 | 0 | 0 | 0 | 0 | 30 | 30 | 38.3 | 325 | 1 | 2 |
| NTC and Fort Irwin | | Army Active | Barstow | 693 | 3,873,942 | 0 | 0 | 971 | 3,784,508 | 636,181 | 636,521 | 2,235.2 | 4,344 | 839 | 3,885 |
| Ord Military Community | | Army Active | Seaside | 53 | 543,153 | 0 | 0 | 898 | 2,161,951 | 771 | 771 | 490.5 | 0 | 0 | 0 |
| Patton Hall USARC | | Army Reserve | Bell | 5 | 166,331 | 0 | 0 | 0 | 0 | 21 | 21 | 40.3 | 910 | 27 | 4 |
| Presidio of Monterey | | Army Active | Monterey | 138 | 1,784,134 | 2 | 55,809 | 76 | 193,285 | 392 | 392 | 554.4 | 4,391 | 1,568 | 2,004 |
| Riverbank AAP | C | Army Active | Riverbank | 120 | 756,945 | 0 | 0 | 0 | 0 | 172 | 172 | 268.6 | 0 | 4 | 240 |
| Sacramento Army Depot | | Army Active | Sacramento | 5 | 9,470 | 0 | 0 | 0 | 0 | 48 | 48 | 13.6 | 0 | 0 | 0 |
| San Diego USARC # 2 | | Army Reserve | Vallejo | 6 | 151,221 | 0 | 0 | 0 | 0 | 34 | 34 | 55.7 | 668 | 31 | 1 |
| SAT COM | | Army Active | Camp Roberts | 11 | 43,039 | 2 | 16,500 | 0 | 0 | 23 | 23 | 20.6 | 56 | 2 | 28 |
| Sierra Army Depot | R | Army Active | Herlong | 1,023 | 5,226,292 | 0 | 0 | 0 | 0 | 36,096 | 36,096 | 1,743.4 | 1 | 680 | 451 |
| Silas B. Hays | | Army Active | Seaside | 1 | 369,662 | 0 | 0 | 0 | 0 | 24 | 24 | 92.0 | 1 | 0 | 556 |
| * TS AFRC Los Alamitos | R | Army Guard | Los Alamitos | 205 | 1,456,375 | 0 | 0 | 0 | 0 | 2,714 | 2,714 | 678.1 | 2,713 | 218 | 896 |
| Tustin USARC | | Army Reserve | Santa Ana | 2 | 42,214 | 0 | 0 | 0 | 0 | 15 | 15 | 11.6 | 492 | 11 | 30 |

* Sites having assets that are Federally funded (e.g., owned, lease, licence, permit) and State-owned interest.

** US Locations that do not meet criteria of at least ten (10) Acres AND at least \$10M PRV. US Territories and Non-US Locations that do not meet criteria of at least ten (10) Acres OR at least \$10M PRV.

DEPARTMENT OF DEFENSE - Army
Base Structure Report - As of 30 Sep 2006

| SITE | BRAC 2005 | COMPONENT | NAME NEAREST CITY | BUILDINGS | | | | | | ACRES OWNED | TOTAL ACRES | PRV (\$M) | MIL | CIV | OTHER |
|--------------------------------|--------------|--------------|-------------------------|--------------|-------------------|-----------|----------------|--------------|------------------|----------------|----------------|-----------------|---------------|--------------|---------------|
| | | | | OWNED | | LEASED | | OTHER | | | | | | | |
| | | | | COUNT | SQFT | COUNT | SQFT | COUNT | SQFT | | | | | | |
| ** OTHER SITE(S): 67 | | | | 94 | 1,007,027 | 18 | 220,217 | 10 | 128,599 | 274 | 540 | 386.2 | 7,590 | 155 | 192 |
| California Total: | | | | 5,470 | 39,107,789 | 23 | 297,376 | 2,455 | 8,041,504 | 902,435 | 909,176 | 13,333.7 | 27,447 | 4,367 | 10,591 |
| Colorado | | | | | | | | | | | | | | | |
| * Buckley AFB | | Army Guard | Aurora | 11 | 177,789 | 0 | 0 | 0 | 0 | 16 | 16 | 42.4 | 720 | 109 | 14 |
| * Firestone | | Army Guard | Longmont | 4 | 81,510 | 0 | 0 | 0 | 0 | 11 | 11 | 17.0 | 169 | 35 | 47 |
| Fort Carson | R | Army Active | Colorado Springs | 708 | 8,747,496 | 2 | 915 | 1,777 | 4,280,968 | 137,404 | 137,412 | 3,524.5 | 14,026 | 1,775 | 3,490 |
| Joe P Martinez USARC/AMSA #100 | | Army Reserve | Denver | 3 | 82,127 | 0 | 0 | 0 | 0 | 20 | 20 | 19.2 | 362 | 27 | 4 |
| Pinon Canyon | | Army Active | Trinidad | 22 | 64,155 | 0 | 0 | 0 | 0 | 235,900 | 235,900 | 120.3 | 0 | 6 | 0 |
| Pueblo Chemical Depot | | Army Active | Pueblo | 1,126 | 6,086,171 | 0 | 0 | 0 | 0 | 23,121 | 23,121 | 1,594.3 | 2 | 224 | 538 |
| Rocky Mountain Arsenal | | Army Active | Commerce City | 35 | 405,297 | 0 | 0 | 0 | 0 | 11,041 | 11,425 | 213.9 | 0 | 9 | 345 |
| William T. Fitzsimons USARC | | Army Reserve | Aurora | 4 | 135,173 | 0 | 0 | 0 | 0 | 21 | 21 | 32.3 | 883 | 13 | 0 |
| ** OTHER SITE(S): 17 | | | | 6 | 82,885 | 7 | 113,102 | 0 | 0 | 269 | 340 | 43.5 | 1,496 | 31 | 33 |
| Colorado Total: | | | | 1,919 | 15,862,603 | 9 | 114,017 | 1,777 | 4,280,968 | 407,803 | 408,265 | 5,607.2 | 17,658 | 2,229 | 4,471 |
| Connecticut | | | | | | | | | | | | | | | |
| * AASF | | Army Guard | Windsor Locks | 16 | 185,574 | 0 | 0 | 0 | 0 | 0 | 32 | 63.7 | 24 | 0 | 1 |
| Berry-Rosenblatt AFRC | | Army Reserve | Hartford | 2 | 163,763 | 0 | 0 | 0 | 0 | 12 | 12 | 38.7 | 677 | 16 | 0 |
| BG John W Middleton USARC | | Army Reserve | East Windsor Hill | 5 | 66,120 | 0 | 0 | 0 | 0 | 16 | 16 | 21.3 | 193 | 6 | 0 |
| * Newtown Military Reservation | | Army Guard | Newtown | 0 | 0 | 2 | 53,771 | 0 | 0 | 0 | 95 | 12.3 | 6 | 0 | 0 |
| Stratford Army Engine Plant | | Army Active | Stratford | 42 | 1,616,856 | 0 | 0 | 0 | 0 | 124 | 124 | 368.9 | 0 | 0 | 93 |
| ** OTHER SITE(S): 8 | | | | 12 | 150,761 | 7 | 48,502 | 0 | 0 | 44 | 51 | 49.9 | 1,096 | 47 | 0 |
| Connecticut Total: | | | | 77 | 2,183,074 | 9 | 102,273 | 0 | 0 | 197 | 330 | 554.8 | 1,996 | 69 | 94 |
| Delaware | | | | | | | | | | | | | | | |
| * River Road Training Site | | Army Guard | New Castle | 33 | 162,736 | 0 | 0 | 0 | 0 | 227 | 227 | 26.8 | 79 | 76 | 9 |
| ** OTHER SITE(S): 3 | | | | 15 | 90,822 | 0 | 0 | 0 | 0 | 18 | 18 | 20.6 | 556 | 15 | 0 |
| Delaware Total: | | | | 48 | 253,558 | 0 | 0 | 0 | 0 | 245 | 245 | 47.4 | 635 | 91 | 9 |
| District of Columbia | | | | | | | | | | | | | | | |
| Fort Lesley J McNair | | Army Active | Washington, DC | 59 | 1,086,162 | 0 | 0 | 0 | 0 | 107 | 107 | 246.3 | 766 | 563 | 220 |
| Walter Reed AMC Main Post | R | Army Active | Washington, DC | 50 | 4,574,643 | 0 | 0 | 9 | 43,488 | 113 | 113 | 1,462.2 | 2,980 | 2,810 | 2,416 |

* Sites having assets that are Federally funded (e.g., owned, lease, licence, permit) and State-owned interest.

** US Locations that do not meet criteria of at least ten (10) Acres AND at least \$10M PRV. US Territories and Non-US Locations that do not meet criteria of at least ten (10) Acres OR at least \$10M PRV.

DEPARTMENT OF DEFENSE - Army
Base Structure Report - As of 30 Sep 2006

| SITE | BRAC 2005 | COMPONENT | NAME NEAREST CITY | BUILDINGS | | | | | | ACRES OWNED | TOTAL ACRES | PRV (\$M) | MIL | CIV | OTHER |
|------------------------------------|--------------|--------------|-------------------------|--------------|-------------------|-----------|---------------|--------------|-------------------|----------------|----------------|-----------------|---------------|--------------|---------------|
| | | | | OWNED | | LEASED | | OTHER | | | | | | | |
| | | | | COUNT | SQFT | COUNT | SQFT | COUNT | SQFT | | | | | | |
| ** OTHER SITE(S): 2 | | | | 10 | 81,153 | 0 | 0 | 0 | 0 | 16 | 16 | 12.2 | 379 | 29 | 0 |
| District of Columbia Total: | | | | 119 | 5,741,958 | 0 | 0 | 9 | 43,488 | 236 | 236 | 1,720.7 | 4,125 | 3,402 | 2,636 |
| Florida | | | | | | | | | | | | | | | |
| Destin Moreno Point | | Army Active | Ft Walton Beach | 21 | 58,872 | 0 | 0 | 0 | 0 | 14 | 14 | 12.6 | 0 | 0 | 0 |
| LTC Luis E. Martinez USARC | | Army Reserve | Miami | 2 | 82,716 | 0 | 0 | 0 | 0 | 28 | 28 | 16.4 | 763 | 7 | 2 |
| Orlando ASF 49 | | Army Reserve | Taft | 3 | 28,813 | 0 | 0 | 0 | 0 | 34 | 34 | 18.0 | 0 | 0 | 0 |
| Pinellas Park AFRC | | Army Reserve | St. Petersburg | 5 | 236,677 | 0 | 0 | 0 | 0 | 117 | 117 | 42.4 | 888 | 5 | 27 |
| Sp Forces Site Key West | | Army Active | Key West | 10 | 75,906 | 0 | 0 | 0 | 0 | 0 | 24 | 25.5 | 0 | 0 | 0 |
| St. Pete/Clearwater ASF | | Army Reserve | Clearwater | 3 | 36,804 | 0 | 0 | 0 | 0 | 28 | 30 | 11.3 | 0 | 0 | 11 |
| Taft USARC | | Army Reserve | Orlando | 5 | 168,872 | 0 | 0 | 0 | 0 | 40 | 43 | 29.3 | 799 | 8 | 9 |
| U.S. Army Garrison-Miami | | Army Active | Miami | 0 | 0 | 0 | 0 | 7 | 227,485 | 0 | 34 | 37.7 | 396 | 390 | 678 |
| ** OTHER SITE(S): 32 | | | | 64 | 676,999 | 1 | 24,418 | 12 | 58,239 | 438 | 526 | 142.6 | 5,166 | 167 | 15 |
| Florida Total: | | | | 113 | 1,365,659 | 1 | 24,418 | 19 | 285,724 | 699 | 851 | 335.7 | 8,012 | 577 | 742 |
| Georgia | | | | | | | | | | | | | | | |
| Army Recr Area Lake Allatoona | | Army Active | Marietta | 29 | 36,399 | 0 | 0 | 0 | 0 | 85 | 85 | 10.3 | 0 | 0 | 0 |
| Dahlonega | | Army Active | Dahlonega | 51 | 136,172 | 0 | 0 | 0 | 0 | 0 | 289 | 30.1 | 325 | 5 | 33 |
| Decatur USARC | | Army Reserve | Decatur | 1 | 85,680 | 0 | 0 | 0 | 0 | 11 | 11 | 15.1 | 1,008 | 22 | 1 |
| * Dobbins ARB | | Army Guard | Marietta | 5 | 100,905 | 0 | 0 | 0 | 0 | 22 | 22 | 23.4 | 574 | 215 | 7 |
| Dobbins USARC/ASF | | Army Reserve | Marietta | 0 | 0 | 0 | 0 | 5 | 42,728 | 0 | 24 | 10.1 | 87 | 7 | 9 |
| Fort Benning | R | Army Active | Columbus | 1,254 | 13,733,166 | 0 | 0 | 1,911 | 6,827,656 | 169,327 | 171,873 | 4,997.8 | 28,474 | 2,454 | 7,797 |
| Fort Gillem | C | Army Active | Forest Park | 149 | 5,636,775 | 1 | 4,720 | 8 | 22,043 | 1,531 | 1,531 | 879.2 | 2,418 | 557 | 1,472 |
| Fort Gordon | | Army Active | Augusta | 603 | 7,764,337 | 0 | 0 | 464 | 1,439,785 | 55,597 | 55,597 | 2,034.9 | 11,862 | 2,129 | 4,995 |
| Fort Gordon Recreation Area | | Army Active | Augusta | 14 | 19,511 | 0 | 0 | 0 | 0 | 0 | 909 | 13.0 | 0 | 0 | 0 |
| Fort McPherson | C | Army Active | Atlanta | 219 | 2,200,899 | 0 | 0 | 3 | 4,385 | 487 | 487 | 447.2 | 2,216 | 1,749 | 2,394 |
| Fort Stewart | | Army Active | Hinesville | 1,580 | 8,570,643 | 8 | 14,825 | 1,083 | 5,663,933 | 279,270 | 279,271 | 3,005.9 | 16,284 | 1,705 | 4,269 |
| Hunter Army Airfield | | Army Active | Savannah | 429 | 3,292,279 | 0 | 0 | 376 | 1,058,536 | 5,653 | 5,653 | 1,177.2 | 5,468 | 321 | 1,356 |
| * VTS Catoosa | | Army Guard | Tunnel Hill | 36 | 77,326 | 0 | 0 | 0 | 0 | 1,627 | 1,627 | 22.4 | 0 | 0 | 671 |
| ** OTHER SITE(S): 21 | | | | 35 | 376,981 | 4 | 66,753 | 41 | 76,560 | 360 | 373 | 91.1 | 2,773 | 119 | 75 |
| Georgia Total: | | | | 4,405 | 42,031,073 | 13 | 86,298 | 3,891 | 15,135,626 | 513,971 | 517,752 | 12,757.7 | 71,489 | 9,283 | 23,079 |

* Sites having assets that are Federally funded (e.g., owned, lease, licence, permit) and State-owned interest.

** US Locations that do not meet criteria of at least ten (10) Acres AND at least \$10M PRV. US Territories and Non-US Locations that do not meet criteria of at least ten (10) Acres OR at least \$10M PRV.

DEPARTMENT OF DEFENSE - Army
Base Structure Report - As of 30 Sep 2006

| SITE | BRAC 2005 | COMPONENT | NAME NEAREST CITY | BUILDINGS | | | | | | ACRES OWNED | TOTAL ACRES | PRV (\$M) | MIL | CIV | OTHER |
|-------------------------------|--------------|--------------|-------------------------|--------------|-------------------|----------|------------|--------------|-------------------|----------------|----------------|----------------|---------------|--------------|--------------|
| | | | | OWNED | | LEASED | | OTHER | | | | | | | |
| | | | | COUNT | SQFT | COUNT | SQFT | COUNT | SQFT | | | | | | |
| Guam | | | | | | | | | | | | | | | |
| * Ft Juan Muna | | Army Guard | Barrigada | 37 | 94,259 | 0 | 0 | 0 | 0 | 15 | 15 | 41.5 | 103 | 0 | 20 |
| Guam US Army Reserve Center | | Army Reserve | Agana | 6 | 59,936 | 0 | 0 | 0 | 0 | 0 | 20 | 35.5 | 463 | 8 | 0 |
| * Gung Barrigada Complex | | Army Guard | Inarajan | 5 | 111,394 | 0 | 0 | 0 | 0 | 51 | 51 | 70.3 | 753 | 0 | 7 |
| Guam Total: | | | | 48 | 265,589 | 0 | 0 | 0 | 0 | 66 | 86 | 147.4 | 1,319 | 8 | 27 |
| Hawaii | | | | | | | | | | | | | | | |
| Aliamanu Military Reservation | | Army Active | Honolulu | 102 | 279,501 | 0 | 0 | 1,032 | 4,254,426 | 592 | 603 | 864.6 | 7 | 36 | 94 |
| Dillingham Mil Res | | Army Active | Wahiawa | 5 | 4,176 | 0 | 0 | 0 | 0 | 664 | 664 | 48.1 | 0 | 0 | 40 |
| Fort De Russy | | Army Active | Honolulu | 9 | 783,763 | 0 | 0 | 0 | 0 | 73 | 73 | 208.7 | 0 | 4 | 999 |
| Fort Shafter | | Army Active | Honolulu | 133 | 1,640,004 | 0 | 0 | 223 | 861,601 | 590 | 590 | 789.7 | 3,392 | 1,280 | 1,311 |
| Fort Shafter (Waianae) | | Army Active | Waianae | 46 | 47,458 | 1 | 637 | 0 | 0 | 0 | 14 | 18.4 | 0 | 0 | 35 |
| Helemano Military Reservation | | Army Active | Wahiawa | 23 | 229,225 | 0 | 0 | 216 | 1,556,062 | 0 | 290 | 458.6 | 72 | 19 | 64 |
| Kahuku Tng Area | | Army Active | Kahuku | 16 | 22,460 | 0 | 0 | 0 | 0 | 8,330 | 9,480 | 28.5 | 0 | 0 | 1 |
| * Kalaeloa | | Army Guard | Kapolei | 31 | 474,678 | 0 | 0 | 0 | 0 | 147 | 147 | 194.2 | 1,091 | 65 | 181 |
| Kilauea Mil Reserve | | Army Active | Kilauea | 89 | 152,237 | 0 | 0 | 0 | 0 | 17 | 72 | 65.3 | 0 | 8 | 76 |
| Kipapa Ammo Storage Site | | Army Active | Waipahu | 70 | 179,462 | 0 | 0 | 0 | 0 | 401 | 401 | 69.5 | 0 | 0 | 0 |
| Makua Mil Reserve | | Army Active | Waianae | 4 | 4,873 | 0 | 0 | 0 | 0 | 3,406 | 4,195 | 18.3 | 0 | 0 | 0 |
| Pohakuloa Training Area | | Army Active | Hilo | 168 | 280,386 | 0 | 0 | 5 | 567 | 108,831 | 131,866 | 269.7 | 12 | 105 | 107 |
| Pupukea Paalaa Uka Mil Road | | Army Active | Wahiawa | | | | | | | 109 | 109 | 10.8 | 0 | 0 | 0 |
| * Regional Training Institute | | Army Guard | Waimanalo | 7 | 75,951 | 0 | 0 | 0 | 0 | 48 | 48 | 62.5 | 91 | 3 | 3 |
| Schofield Bks Mil Reserve | | Army Active | Wahiawa | 471 | 6,198,398 | 0 | 0 | 1,508 | 6,524,309 | 15,600 | 18,676 | 4,032.7 | 11,778 | 1,051 | 2,797 |
| Signal Cable Trunking System | | Army Active | Honolulu | 43 | 9,071 | 0 | 0 | 0 | 0 | 201 | 201 | 82.8 | 0 | 0 | 0 |
| Tripler AMC | | Army Active | Honolulu | 41 | 1,877,875 | 0 | 0 | 88 | 341,926 | 367 | 367 | 1,167.3 | 1,442 | 1,399 | 1,599 |
| * TS Waiawa Gulch | | Army Guard | Wahiawa | 14 | 124,427 | 0 | 0 | 0 | 0 | 19 | 19 | 23.8 | 319 | 19 | 3 |
| USA Field Station Kunia | | Army Active | Wahiawa | 9 | 272,040 | 0 | 0 | 0 | 0 | 89 | 95 | 126.0 | 13 | 0 | 141 |
| Waikakalaua Ammo Stor Tunnels | | Army Active | Mililani | 49 | 104,236 | 0 | 0 | 0 | 0 | 314 | 314 | 42.6 | 0 | 0 | 0 |
| Wheeler Army Airfield | | Army Active | Wahiawa | 169 | 1,240,363 | 0 | 0 | 339 | 1,093,179 | 1,370 | 1,370 | 963.8 | 2,964 | 382 | 695 |
| ** OTHER SITE(S): 8 | | | | 20 | 89,892 | 0 | 0 | 0 | 0 | 42 | 23,403 | 39.9 | 602 | 16 | 18 |
| Hawaii Total: | | | | 1,519 | 14,090,476 | 1 | 637 | 3,411 | 14,632,070 | 141,210 | 192,996 | 9,585.8 | 21,783 | 4,387 | 8,164 |

* Sites having assets that are Federally funded (e.g., owned, lease, licence, permit) and State-owned interest.

** US Locations that do not meet criteria of at least ten (10) Acres AND at least \$10M PRV. US Territories and Non-US Locations that do not meet criteria of at least ten (10) Acres OR at least \$10M PRV.

DEPARTMENT OF DEFENSE - Army
Base Structure Report - As of 30 Sep 2006

| SITE | BRAC 2005 | COMPONENT | NAME NEAREST CITY | BUILDINGS | | | | | | ACRES OWNED | TOTAL ACRES | PRV (\$M) | MIL | CIV | OTHER |
|---------------------------------|--------------|--------------|-------------------------|--------------|-------------------|----------|----------------|-----------|----------------|----------------|----------------|----------------|--------------|--------------|--------------|
| | | | | OWNED | | LEASED | | OTHER | | | | | | | |
| | | | | COUNT | SQFT | COUNT | SQFT | COUNT | SQFT | | | | | | |
| Idaho | | | | | | | | | | | | | | | |
| * Edgemoade TS Mtn Home | | Army Guard | Mountain Home | 11 | 60,986 | 0 | 0 | 0 | 0 | 151 | 151 | 13.4 | 52 | 0 | 0 |
| * Gowen Field Boise | | Army Guard | Boise | 119 | 1,029,774 | 0 | 0 | 3 | 17,564 | 211 | 211 | 312.7 | 1,639 | 430 | 209 |
| * Orchard Range TS Boise | | Army Guard | Boise | 31 | 51,729 | 0 | 0 | 8 | 10,325 | 0 | 138,551 | 94.2 | 0 | 0 | 0 |
| ** OTHER SITE(S): 15 | | | | 22 | 125,701 | 1 | 100 | 3 | 71,598 | 1,142 | 2,049 | 51.2 | 660 | 22 | 6 |
| Idaho Total: | | | | 183 | 1,268,190 | 1 | 100 | 14 | 99,487 | 1,504 | 140,961 | 471.6 | 2,351 | 452 | 215 |
| Illinois | | | | | | | | | | | | | | | |
| Charles Melvin Price Spt Ctr | | Army Active | Granite City | 9 | 349,219 | 0 | 0 | 3 | 3,641 | 136 | 136 | 49.8 | 356 | 4 | 0 |
| Col P. Schulstad USARC | | Army Reserve | Arlington Hts | 8 | 231,959 | 0 | 0 | 0 | 0 | 48 | 48 | 67.4 | 845 | 29 | 154 |
| Fort Dearborn USARC O'Hare | | Army Reserve | Chicago | 2 | 37,987 | 0 | 0 | 0 | 0 | 16 | 16 | 11.3 | 0 | 0 | 0 |
| Future MCAR Project | | Army Reserve | Granite City | 21 | 155,760 | 0 | 0 | 0 | 0 | 42 | 42 | 36.9 | 0 | 0 | 0 |
| Joliet AAP Elwood | | Army Active | Elwood | 449 | 1,639,285 | 0 | 0 | 0 | 0 | 657 | 657 | 471.0 | 0 | 0 | 0 |
| Joliet AAP Kankakee | | Army Active | Kankakee | 34 | 157,438 | 0 | 0 | 0 | 0 | 1,068 | 1,068 | 38.4 | 0 | 0 | 0 |
| * N Riverside (NG Maint Center) | | Army Guard | North Riverside | 18 | 184,734 | 0 | 0 | 0 | 0 | 21 | 21 | 30.5 | 532 | 62 | 7 |
| North Shore Mem USARC | | Army Reserve | Lake Forest | 4 | 47,096 | 0 | 0 | 0 | 0 | 14 | 14 | 13.3 | 342 | 10 | 0 |
| Parkhurst USARC/OMS/DS | | Army Reserve | Argonne | 2 | 87,595 | 0 | 0 | 0 | 0 | 13 | 13 | 23.7 | 483 | 25 | 0 |
| * Peoria AASF #3 | | Army Guard | Peoria | 0 | 0 | 0 | 0 | 18 | 130,235 | 0 | 46 | 43.2 | 455 | 36 | 0 |
| Rock Island Arsenal | R | Army Active | Rock Island | 181 | 6,601,890 | 0 | 0 | 1 | 48,068 | 870 | 870 | 1,303.9 | 135 | 4,454 | 1,618 |
| Savanna Depot Act | | Army Active | Clinton | 798 | 3,338,209 | 0 | 0 | 0 | 0 | 8,826 | 8,826 | 832.2 | 0 | 4 | 2 |
| Sheridan Reserve Complex | R | Army Reserve | Highland Park | 37 | 462,145 | 0 | 0 | 0 | 0 | 90 | 90 | 109.1 | 1,695 | 71 | 52 |
| USAR Joliet Outdr Tng (Elwood) | | Army Reserve | Joliet | 16 | 38,189 | 0 | 0 | 0 | 0 | 3,585 | 3,585 | 15.3 | 116 | 0 | 0 |
| ** OTHER SITE(S): 30 | | | | 58 | 517,799 | 5 | 107,570 | 0 | 0 | 140 | 429 | 158.1 | 2,893 | 126 | 170 |
| Illinois Total: | | | | 1,637 | 13,849,305 | 5 | 107,570 | 22 | 181,944 | 15,527 | 15,862 | 3,204.2 | 7,852 | 4,821 | 2,003 |
| Indiana | | | | | | | | | | | | | | | |
| (Lyle J. Thompson) USARC | | Army Reserve | South Bend | 3 | 57,885 | 0 | 0 | 0 | 0 | 0 | 12 | 12.3 | 121 | 25 | 0 |
| * Camp Atterbury | C | Army Guard | Edinburg | 382 | 1,295,425 | 0 | 0 | 0 | 0 | 33,139 | 33,139 | 489.1 | 1,068 | 98 | 342 |
| Evansville AFRC | | Army Reserve | Evansville | 2 | 49,521 | 0 | 0 | 0 | 0 | 5 | 10 | 11.0 | 195 | 15 | 0 |
| Fort Ben Harrison USARC | | Army Reserve | Indianapolis | 25 | 280,644 | 0 | 0 | 0 | 0 | 138 | 138 | 59.2 | 729 | 29 | 12 |
| Fort Benjamin Harrison | | Army Active | Indianapolis | 2 | 101,070 | 2 | 61,872 | 0 | 0 | 78 | 78 | 67.0 | 0 | 0 | 0 |
| Indiana AAP | | Army Active | Charlestown | 1,211 | 4,580,923 | 0 | 0 | 0 | 0 | 5,310 | 5,310 | 1,206.3 | 0 | 0 | 0 |

* Sites having assets that are Federally funded (e.g., owned, lease, licence, permit) and State-owned interest.

** US Locations that do not meet criteria of at least ten (10) Acres AND at least \$10M PRV. US Territories and Non-US Locations that do not meet criteria of at least ten (10) Acres OR at least \$10M PRV.

DEPARTMENT OF DEFENSE - Army
Base Structure Report - As of 30 Sep 2006

| SITE | BRAC 2005 | COMPONENT | NAME NEAREST CITY | BUILDINGS | | | | | | ACRES OWNED | TOTAL ACRES | PRV (\$M) | MIL | CIV | OTHER |
|----------------------------------|--------------|--------------|-------------------------|--------------|-------------------|-----------|----------------|--------------|-------------------|----------------|----------------|----------------|---------------|--------------|--------------|
| | | | | OWNED | | LEASED | | OTHER | | | | | | | |
| | | | | COUNT | SQFT | COUNT | SQFT | COUNT | SQFT | | | | | | |
| Jefferson Proving Ground | | Army Active | Madison | 155 | 345,503 | 0 | 0 | 0 | 0 | 52,832 | 52,832 | 157.8 | 11 | 1 | 0 |
| Newport Chem Depot | C | Army Active | Newport | 255 | 973,006 | 0 | 0 | 0 | 0 | 8,498 | 8,498 | 395.3 | 2 | 28 | 1,017 |
| ** OTHER SITE(S): 25 | | | | 32 | 478,104 | 8 | 111,737 | 1,914 | 7,295,857 | 1,082 | 1,096 | 2,386.2 | 3,370 | 720 | 6,543 |
| Indiana Total: | | | | 2,067 | 8,162,081 | 10 | 173,609 | 1,914 | 7,295,857 | 101,081 | 101,111 | 4,784.1 | 5,496 | 916 | 7,914 |
| Iowa | | | | | | | | | | | | | | | |
| * Camp Dodge Johnston TS | R | Army Guard | Johnston | 32 | 653,470 | 1 | 420 | 0 | 0 | 2,083 | 28,850 | 188.4 | 2,077 | 403 | 826 |
| Des Moines Reserve Complex | | Army Reserve | Fort Dodge | 8 | 162,152 | 0 | 0 | 0 | 0 | 40 | 40 | 31.7 | 951 | 17 | 48 |
| Iowa AAP | R | Army Active | Burlington | 1,011 | 4,268,013 | 0 | 0 | 1 | 1,500 | 19,011 | 19,034 | 1,225.4 | 1 | 23 | 763 |
| ** OTHER SITE(S): 29 | | | | 37 | 367,961 | 4 | 36,540 | 3 | 37,350 | 54 | 256 | 96.2 | 3,666 | 119 | 2 |
| Iowa Total: | | | | 1,088 | 5,451,596 | 5 | 36,960 | 4 | 38,850 | 21,188 | 48,180 | 1,541.7 | 6,695 | 562 | 1,639 |
| Kansas | | | | | | | | | | | | | | | |
| Atchison Caves | | Army Reserve | Atchison | 5 | 2,585,695 | 0 | 0 | 0 | 0 | 127 | 127 | 241.8 | 0 | 0 | 0 |
| Fort Leavenworth | R | Army Active | Leavenworth | 273 | 4,323,332 | 0 | 0 | 641 | 4,313,790 | 5,637 | 5,637 | 1,837.8 | 3,845 | 1,553 | 2,909 |
| Fort Riley | R | Army Active | Junction City | 901 | 8,849,940 | 1 | 3,706 | 1,058 | 5,952,162 | 97,115 | 100,707 | 3,580.3 | 13,964 | 1,861 | 4,411 |
| Kansas AAP | C | Army Active | Parsons | 509 | 2,204,280 | 0 | 0 | 0 | 0 | 13,835 | 13,835 | 607.6 | 0 | 8 | 296 |
| New Century USARC/ASF # 37 | | Army Reserve | Olathe | 3 | 84,786 | 0 | 0 | 0 | 0 | 16 | 18 | 21.6 | 195 | 46 | 0 |
| * Readiness Ctr/Maint Facility | | Army Guard | Manhattan | 0 | 0 | 1 | 78,140 | 0 | 0 | 0 | 10 | 14.0 | 376 | 11 | 0 |
| * Salina KS Training Center | | Army Guard | Salina | 0 | 0 | 4 | 105,724 | 0 | 0 | 0 | 48 | 22.4 | 86 | 0 | 4 |
| * Salina Smoky Hill Maj Tng Area | | Army Guard | Salina | 28 | 15,140 | 0 | 0 | 0 | 0 | 0 | 3,536 | 10.4 | 196 | 1 | 33 |
| Sunflower AAP | | Army Active | De Soto | 21 | 64,811 | 0 | 0 | 0 | 0 | 9,122 | 9,122 | 90.0 | 0 | 0 | 26 |
| * Topeka Forbes Field | | Army Guard | Topeka | 4 | 107,562 | 0 | 0 | 1 | 11,160 | 0 | 30 | 32.9 | 445 | 80 | 0 |
| Topeka Future | | Army Reserve | Topeka | 2 | 47,527 | 0 | 0 | 0 | 0 | 12 | 12 | 70.1 | 348 | 10 | 0 |
| Wichita USARC | R | Army Reserve | Wichita | 3 | 155,043 | 0 | 0 | 0 | 0 | 17 | 17 | 28.4 | 963 | 160 | 0 |
| ** OTHER SITE(S): 28 | | | | 40 | 317,246 | 10 | 105,811 | 0 | 0 | 147 | 235 | 84.0 | 2,192 | 47 | 5 |
| Kansas Total: | | | | 1,789 | 18,755,362 | 16 | 293,381 | 1,700 | 10,277,112 | 126,029 | 133,334 | 6,641.4 | 22,610 | 3,777 | 7,684 |
| Kentucky | | | | | | | | | | | | | | | |
| Blue Grass Army Depot | R | Army Active | Richmond | 1,113 | 3,926,084 | 0 | 0 | 0 | 0 | 14,594 | 14,594 | 1,010.2 | 53 | 562 | 481 |
| Brooks-Lawler USARC/AMSA #71 | | Army Reserve | Newport | 7 | 64,755 | 0 | 0 | 0 | 0 | 15 | 15 | 13.3 | 422 | 23 | 0 |
| Fort Campbell | R | Army Active | Clarksville | 630 | 7,635,173 | 0 | 0 | 1,008 | 4,244,929 | 36,596 | 36,596 | 2,809.0 | 28,756 | 1,914 | 6,189 |

* Sites having assets that are Federally funded (e.g., owned, lease, licence, permit) and State-owned interest.

** US Locations that do not meet criteria of at least ten (10) Acres AND at least \$10M PRV. US Territories and Non-US Locations that do not meet criteria of at least ten (10) Acres OR at least \$10M PRV.

DEPARTMENT OF DEFENSE - Army
Base Structure Report - As of 30 Sep 2006

| SITE | BRAC 2005 | COMPONENT | NAME NEAREST CITY | BUILDINGS | | | | | | ACRES OWNED | TOTAL ACRES | PRV (\$M) | MIL | CIV | OTHER |
|---|--------------|--------------|-------------------------|--------------|-------------------|-----------|----------------|--------------|------------------|----------------|----------------|----------------|---------------|--------------|---------------|
| | | | | OWNED | | LEASED | | OTHER | | | | | | | |
| | | | | COUNT | SQFT | COUNT | SQFT | COUNT | SQFT | | | | | | |
| Fort Knox | R | Army Active | Louisville | 2,099 | 15,355,255 | 1 | 4,000 | 32 | 168,748 | 109,111 | 109,111 | 3,651.0 | 14,630 | 3,228 | 5,327 |
| Louisville Kentucky | C | Army Reserve | Louisville | 6 | 129,377 | 1 | 26,560 | 0 | 0 | 23 | 23 | 32.6 | 943 | 23 | 8 |
| ** OTHER SITE(S): 29 | | | | 33 | 203,161 | 17 | 128,885 | 0 | 0 | 1,374 | 1,699 | 75.3 | 3,442 | 229 | 156 |
| Kentucky Total: | | | | 3,888 | 27,313,805 | 19 | 159,445 | 1,040 | 4,413,677 | 161,714 | 162,039 | 7,591.4 | 48,246 | 5,979 | 12,161 |
| Louisiana | | | | | | | | | | | | | | | |
| England Authority | | Army Active | Alexandria | 0 | 0 | 23 | 140,960 | 0 | 0 | 0 | 247 | 27.3 | 0 | 0 | 0 |
| Fort Polk | | Army Active | Leesville | 1,224 | 8,246,133 | 3 | 675,824 | 1,181 | 7,064,531 | 100,110 | 198,721 | 3,276.5 | 8,189 | 1,492 | 4,518 |
| Louisiana AAP | | Army Active | Shreveport | 572 | 2,573,517 | 0 | 0 | 0 | 0 | 1,283 | 1,283 | 686.4 | 0 | 3 | 290 |
| ** OTHER SITE(S): 25 | | | | 55 | 354,427 | 5 | 85,400 | 1 | 11,800 | 39 | 2,268 | 110.2 | 4,574 | 304 | 1,337 |
| Louisiana Total: | | | | 1,851 | 11,174,077 | 31 | 902,184 | 1,182 | 7,076,331 | 101,432 | 202,519 | 4,100.3 | 12,763 | 1,799 | 6,145 |
| Maine | | | | | | | | | | | | | | | |
| * Bangor TS | | Army Guard | Bangor | 15 | 231,556 | 0 | 0 | 1 | 7,171 | 174 | 204 | 64.5 | 294 | 84 | 8 |
| ** OTHER SITE(S): 11 | | | | 33 | 168,503 | 17 | 17,559 | 0 | 0 | 1,229 | 712,294 | 50.5 | 759 | 62 | 0 |
| Maine Total: | | | | 48 | 400,058 | 17 | 17,559 | 1 | 7,171 | 1,402 | 712,498 | 115.0 | 1,053 | 146 | 8 |
| Maryland | | | | | | | | | | | | | | | |
| 1Sg Adam S Brandt USARC | | Army Reserve | Baltimore | 3 | 52,684 | 0 | 0 | 0 | 0 | 27 | 27 | 13.0 | 647 | 26 | 0 |
| * Aberdeen Proving Ground | R | Army Active | Aberdeen | 2,067 | 14,643,759 | 0 | 0 | 66 | 207,340 | 72,406 | 72,406 | 3,463.0 | 5,982 | 6,136 | 5,590 |
| Blossom Point Research Facility | | Army Active | Washington, DC | 45 | 69,814 | 0 | 0 | 0 | 0 | 1,600 | 1,600 | 41.3 | 0 | 8 | 81 |
| Curtis Bay - Baltimore | | Army Reserve | Baltimore | 3 | 27,915 | 0 | 0 | 0 | 0 | 18 | 18 | 59.4 | 0 | 0 | 0 |
| Fort Detrick | R | Army Active | Frederick | 191 | 2,066,775 | 0 | 0 | 310 | 625,747 | 1,161 | 1,161 | 1,173.3 | 1,242 | 1,412 | 4,953 |
| Fort George G Meade | R | Army Active | Baltimore | 285 | 4,544,213 | 2 | 25,600 | 1,261 | 4,992,144 | 5,067 | 5,068 | 2,070.2 | 10,864 | 3,499 | 23,029 |
| Fort Ritchie | | Army Active | Waynesboro | 238 | 1,311,450 | 0 | 0 | 0 | 0 | 591 | 592 | 224.6 | 8 | 0 | 0 |
| Jachman USARC | | Army Reserve | Towson | 3 | 48,350 | 0 | 0 | 0 | 0 | 14 | 14 | 11.0 | 26 | 1 | 0 |
| National Geospatial Intelligence Agency | C | Army Active | Brookmont | 5 | 680,169 | 0 | 0 | 0 | 0 | 40 | 40 | 137.2 | 0 | 0 | 0 |
| * Pvt Henry Costin | | Army Guard | Laurel | 3 | 57,497 | 0 | 0 | 0 | 0 | 23 | 23 | 12.5 | 161 | 0 | 0 |
| USA Adelphi Laboratory Ctr | R | Army Active | Silver Spring | 30 | 1,131,049 | 0 | 0 | 0 | 0 | 207 | 207 | 267.0 | 112 | 822 | 461 |
| Walter Reed AMC Forest Glen | R | Army Active | Silver Spring | 36 | 1,340,721 | 0 | 0 | 0 | 0 | 132 | 132 | 401.8 | 285 | 278 | 1,050 |
| ** OTHER SITE(S): 22 | | | | 40 | 348,986 | 2 | 41,318 | 0 | 0 | 188 | 194 | 109.8 | 1,818 | 30 | 5 |

* Sites having assets that are Federally funded (e.g., owned, lease, licence, permit) and State-owned interest.

** US Locations that do not meet criteria of at least ten (10) Acres AND at least \$10M PRV. US Territories and Non-US Locations that do not meet criteria of at least ten (10) Acres OR at least \$10M PRV.

DEPARTMENT OF DEFENSE - Army
Base Structure Report - As of 30 Sep 2006

| SITE | BRAC 2005 | COMPONENT | NAME NEAREST CITY | BUILDINGS | | | | | | ACRES OWNED | TOTAL ACRES | PRV (\$M) | MIL | CIV | OTHER |
|----------------------------------|--------------|--------------|-------------------------|--------------|-------------------|----------|---------------|--------------|------------------|----------------|----------------|----------------|---------------|---------------|---------------|
| | | | | OWNED | | LEASED | | OTHER | | | | | | | |
| | | | | COUNT | SQFT | COUNT | SQFT | COUNT | SQFT | | | | | | |
| Maryland Total: | | | | 2,949 | 26,323,382 | 4 | 66,918 | 1,637 | 5,825,231 | 81,474 | 81,481 | 7,984.0 | 21,145 | 12,212 | 35,169 |
| Massachusetts | | | | | | | | | | | | | | | |
| 94th RRC HQ USARC | C | Army Reserve | Ayer | 1 | 81,206 | 0 | 0 | 0 | 0 | 14 | 14 | 19.3 | 280 | 60 | 0 |
| Cpl G M Craig USARC/AMSA 163 | | Army Reserve | Brockton | 2 | 66,423 | 0 | 0 | 0 | 0 | 14 | 14 | 16.8 | 129 | 18 | 0 |
| Devens Reserve Forces Tng Area | R | Army Reserve | Ayer | 124 | 1,501,596 | 0 | 0 | 0 | 0 | 5,226 | 5,226 | 382.0 | 2,272 | 280 | 40 |
| George Hampden Crossman USARC | | Army Reserve | Taunton | 2 | 68,517 | 0 | 0 | 0 | 0 | 10 | 10 | 16.5 | 167 | 1 | 0 |
| * MTA Camp Edwards | | Army Guard | Sandwich | 229 | 961,979 | 0 | 0 | 0 | 0 | 14,712 | 14,712 | 264.8 | 372 | 48 | 139 |
| * Rehoboth-TS Nike 19 COE #25326 | | Army Guard | Attleboro | 10 | 52,486 | 0 | 0 | 0 | 0 | 15 | 15 | 10.8 | 108 | 0 | 0 |
| Soldier Systems Center | R | Army Active | Natick | 74 | 847,619 | 1 | 3,796 | 0 | 0 | 78 | 78 | 219.3 | 91 | 811 | 691 |
| South Boston Support Activity | | Army Reserve | Boston | 2 | 583,529 | 0 | 0 | 0 | 0 | 11 | 11 | 131.9 | 321 | 30 | 937 |
| SSC Hudson Housing | | Army Active | Hudson | 14 | 50,153 | 0 | 0 | 0 | 0 | 134 | 134 | 11.2 | 0 | 0 | 0 |
| Westover AFRC | C | Army Reserve | Chicopee | 2 | 52,477 | 0 | 0 | 0 | 0 | 12 | 24 | 51.0 | 197 | 9 | 0 |
| ** OTHER SITE(S): 17 | | | | 76 | 381,697 | 0 | 0 | 6 | 158,097 | 66 | 69 | 136.4 | 1,603 | 22 | 0 |
| Massachusetts Total: | | | | 536 | 4,647,682 | 1 | 3,796 | 6 | 158,097 | 20,292 | 20,306 | 1,260.0 | 5,540 | 1,279 | 1,807 |
| Michigan | | | | | | | | | | | | | | | |
| 1Lt Robert L Poxon USARC | | Army Reserve | Southfield | 7 | 94,297 | 0 | 0 | 0 | 0 | 26 | 26 | 24.1 | 309 | 8 | 2 |
| * CTC Fort Custer Trng Center | R | Army Guard | Battle Creek | 127 | 499,633 | 0 | 0 | 0 | 0 | 7,570 | 7,570 | 170.3 | 450 | 13 | 41 |
| Detroit Arsenal | R | Army Active | Detroit | 36 | 1,590,349 | 2 | 7,954 | 2 | 21,001 | 170 | 170 | 460.0 | 140 | 3,393 | 1,507 |
| Dr Mary E Walker Mem USARC | | Army Reserve | Walker | 2 | 72,040 | 0 | 0 | 0 | 0 | 14 | 14 | 18.8 | 223 | 6 | 1 |
| * Grayling Airfield | | Army Guard | Grayling | 44 | 140,223 | 0 | 0 | 0 | 0 | 795 | 875 | 100.2 | 0 | 0 | 0 |
| Sebille Manor FH Michigan | | Army Active | Mount Clemens | 223 | 636,533 | 0 | 0 | 0 | 0 | 103 | 103 | 105.7 | 0 | 0 | 0 |
| US Army Garrison Selfridge | C | Army Active | Mount Clemens | 1 | 800 | 0 | 0 | 177 | 1,114,903 | 0 | 520 | 282.3 | 173 | 66 | 490 |
| ** OTHER SITE(S): 21 | | | | 36 | 590,071 | 2 | 52,537 | 0 | 0 | 106 | 174 | 160.9 | 3,057 | 203 | 105 |
| Michigan Total: | | | | 476 | 3,623,946 | 4 | 60,491 | 179 | 1,135,904 | 8,783 | 9,452 | 1,322.2 | 4,352 | 3,689 | 2,146 |
| Minnesota | | | | | | | | | | | | | | | |
| * Arden Hills Army Training Site | | Army Guard | Arden Hills | 57 | 137,591 | 0 | 0 | 0 | 0 | 1,496 | 1,496 | 33.8 | 0 | 33 | 0 |
| Arden Hills USARC | | Army Reserve | New Brighton | 3 | 143,090 | 0 | 0 | 0 | 0 | 54 | 54 | 28.2 | 596 | 38 | 4 |
| Fort Snelling USARC/AMSA | R | Army Reserve | Minneapolis | 6 | 269,784 | 0 | 0 | 0 | 0 | 48 | 48 | 65.5 | 1,611 | 156 | 52 |
| Twin Cities AAP | | Army Active | New Brighton | 109 | 2,843,756 | 0 | 0 | 2 | 1,072 | 677 | 677 | 707.2 | 577 | 8 | 292 |

* Sites having assets that are Federally funded (e.g., owned, lease, licence, permit) and State-owned interest.

** US Locations that do not meet criteria of at least ten (10) Acres AND at least \$10M PRV. US Territories and Non-US Locations that do not meet criteria of at least ten (10) Acres OR at least \$10M PRV.

DEPARTMENT OF DEFENSE - Army
Base Structure Report - As of 30 Sep 2006

| SITE | BRAC 2005 | COMPONENT | NAME NEAREST CITY | BUILDINGS | | | | ACRES OWNED | TOTAL ACRES | PRV (\$M) | MIL | CIV | OTHER | | |
|---------------------------------|--------------|--------------|-------------------------|--------------|-------------------|-----------|----------------|----------------|------------------|---------------|----------------|----------------|---------------|--------------|--------------|
| | | | | OWNED | | LEASED | | | | | | | | OTHER | |
| | | | | COUNT | SQFT | COUNT | SQFT | | | | | | | COUNT | SQFT |
| ** OTHER SITE(S): 41 | | | | 30 | 247,857 | 2 | 26,987 | 0 | 0 | 72 | 3,403 | 73.9 | 5,738 | 298 | 367 |
| Minnesota Total: | | | | 205 | 3,642,078 | 2 | 26,987 | 2 | 1,072 | 2,348 | 5,679 | 908.6 | 8,522 | 533 | 715 |
| Mississippi | | | | | | | | | | | | | | | |
| BG George A Morris USARC | | Army Reserve | Vicksburg | 2 | 75,625 | 0 | 0 | 0 | 0 | 13 | 13 | 13.7 | 228 | 14 | 1 |
| * CTA Camp McCain | | Army Guard | Elliott | 105 | 369,299 | 0 | 0 | 0 | 0 | 12,881 | 12,881 | 112.2 | 240 | 65 | 73 |
| Mississippi AAP | C | Army Active | Picayune | 112 | 1,660,562 | 0 | 0 | 0 | 0 | 0 | 4,214 | 352.1 | 0 | 3 | 35 |
| * MTA Camp Shelby | | Army Guard | Hattiesburg | 41 | 284,916 | 1 | 13 | 0 | 0 | 200 | 125,711 | 65.6 | 1,387 | 266 | 1,773 |
| ** OTHER SITE(S): 91 | | | | 36 | 377,306 | 3 | 46,754 | 0 | 0 | 91 | 699 | 86.6 | 8,576 | 308 | 61 |
| Mississippi Total: | | | | 296 | 2,767,708 | 4 | 46,767 | 0 | 0 | 13,184 | 143,518 | 630.2 | 10,431 | 656 | 1,943 |
| Missouri | | | | | | | | | | | | | | | |
| Belton USARC/AMSA #57 | | Army Reserve | Belton | 2 | 9,865 | 0 | 0 | 1 | 48,296 | 195 | 195 | 11.3 | 580 | 32 | 0 |
| Fort Leonard Wood | R | Army Active | Waynesville | 1,199 | 9,864,416 | 16 | 93,055 | 1,091 | 3,545,618 | 53,239 | 62,911 | 3,466.2 | 22,784 | 2,397 | 3,967 |
| Lake City AAP | | Army Active | Lake City | 421 | 3,174,442 | 0 | 0 | 8 | 2,299 | 3,959 | 3,959 | 909.3 | 1 | 24 | 3,357 |
| Lake of the Ozarks Recreation | | Army Active | Camdenton | 19 | 17,971 | 0 | 0 | 0 | 0 | 0 | 359 | 21.6 | 0 | 0 | 0 |
| * MTA Camp Clark Nevada | | Army Guard | Nevada | 184 | 229,906 | 0 | 0 | 0 | 0 | 615 | 615 | 76.0 | 40 | 8 | 29 |
| * MTA Camp Crowder Neosho | | Army Guard | Joplin | 64 | 191,012 | 0 | 0 | 0 | 0 | 4,362 | 4,362 | 82.2 | 0 | 12 | 33 |
| Springfield AFRC/AMSA #54 | | Army Reserve | Springfield | 4 | 81,899 | 0 | 0 | 0 | 0 | 18 | 18 | 17.2 | 196 | 4 | 0 |
| St Louis #3/Sverdrup USARC | | Army Reserve | St. Louis | 3 | 107,973 | 0 | 0 | 0 | 0 | 21 | 21 | 22.4 | 699 | 49 | 0 |
| St Louis #4/Ord Plant | | Army Reserve | St. Louis | 41 | 82,087 | 0 | 0 | 0 | 0 | 17 | 17 | 26.6 | 0 | 0 | 0 |
| St Louis AAP | | Army Active | St. Louis | 9 | 137,092 | 0 | 0 | 0 | 0 | 18 | 18 | 22.6 | 0 | 0 | 0 |
| St. Charles USARC | | Army Reserve | Weldon Spring | 19 | 132,927 | 0 | 0 | 0 | 0 | 1,656 | 1,656 | 34.2 | 0 | 0 | 0 |
| * Whiteman AFB Knob Noster | | Army Guard | Knob Noster | 5 | 80,544 | 0 | 0 | 0 | 0 | 18 | 18 | 19.1 | 307 | 38 | 0 |
| ** OTHER SITE(S): 30 | | | | 22 | 250,126 | 29 | 291,838 | 1 | 6,142 | 50 | 132 | 112.0 | 3,868 | 139 | 56 |
| Missouri Total: | | | | 1,992 | 14,360,260 | 45 | 384,893 | 1,101 | 3,602,355 | 64,168 | 74,281 | 4,820.8 | 28,475 | 2,703 | 7,442 |
| Montana | | | | | | | | | | | | | | | |
| * Ft Missoula - FMS 02 | | Army Guard | Missoula | 9 | 35,444 | 0 | 0 | 3 | 41,545 | 14 | 14 | 13.7 | 0 | 4 | 0 |
| * Helena Aviation RC- AASF- C12 | | Army Guard | Helena | 0 | 0 | 6 | 213,392 | 0 | 0 | 0 | 60 | 84.7 | 467 | 0 | 25 |
| * MTA Ft Wm Henry Harrison | | Army Guard | Helena | 111 | 721,056 | 0 | 0 | 0 | 0 | 3,011 | 6,366 | 180.8 | 704 | 306 | 163 |
| * MTA Limestone Hills | | Army Guard | Townsend | 0 | 0 | 0 | 0 | 3 | 9,192 | 0 | 18,720 | 35.8 | 0 | 0 | 0 |

* Sites having assets that are Federally funded (e.g., owned, lease, licence, permit) and State-owned interest.

** US Locations that do not meet criteria of at least ten (10) Acres AND at least \$10M PRV. US Territories and Non-US Locations that do not meet criteria of at least ten (10) Acres OR at least \$10M PRV.

DEPARTMENT OF DEFENSE - Army
Base Structure Report - As of 30 Sep 2006

| SITE | BRAC 2005 | COMPONENT | NAME NEAREST CITY | BUILDINGS | | | | | | ACRES OWNED | TOTAL ACRES | PRV (\$M) | MIL | CIV | OTHER |
|---------------------------------|--------------|--------------|-------------------------|--------------|------------------|-----------|----------------|-----------|----------------|----------------|----------------|----------------|--------------|------------|------------|
| | | | | OWNED | | LEASED | | OTHER | | | | | | | |
| | | | | COUNT | SQFT | COUNT | SQFT | COUNT | SQFT | | | | | | |
| Sgt Ernest Veuve Hall/AMSA #75 | C | Army Reserve | Missoula | 5 | 65,353 | 0 | 0 | 0 | 0 | 16 | 16 | 14.9 | 220 | 6 | 4 |
| ** OTHER SITE(S): 13 | | | | 18 | 143,221 | 3 | 29,700 | 0 | 0 | 49 | 4,894 | 42.8 | 344 | 24 | 146 |
| Montana Total: | | | | 143 | 965,074 | 9 | 243,092 | 6 | 50,737 | 3,089 | 30,070 | 372.7 | 1,735 | 340 | 338 |
| Nebraska | | | | | | | | | | | | | | | |
| * Camp Ashland TS | | Army Guard | Ashland | 50 | 201,358 | 0 | 0 | 0 | 0 | 980 | 980 | 46.7 | 283 | 11 | 18 |
| Cornhusker AAP | | Army Active | Grand Island | 31 | 124,980 | 2 | 3,000 | 0 | 0 | 2,918 | 2,963 | 99.6 | 0 | 1 | 0 |
| * Greenleaf TS/UTES 01 | R | Army Guard | Hastings | 127 | 271,118 | 0 | 0 | 0 | 0 | 3,211 | 3,211 | 73.2 | 15 | 7 | 4 |
| * Lincoln AASF/Readiness Center | | Army Guard | Lincoln | 0 | 0 | 0 | 0 | 14 | 223,917 | 0 | 44 | 51.0 | 1,060 | 40 | 2 |
| Lincoln USARC #2 | | Army Reserve | Lincoln | 3 | 55,732 | 0 | 0 | 0 | 0 | 10 | 10 | 11.0 | 504 | 8 | 0 |
| * Mead TS/FMS 06/UTES 02 | | Army Guard | Mead | 8 | 88,427 | 0 | 0 | 0 | 0 | 1,197 | 1,514 | 21.2 | 1 | 19 | 0 |
| ** OTHER SITE(S): 15 | | | | 20 | 222,545 | 9 | 98,512 | 0 | 0 | 981 | 1,022 | 64.4 | 1,587 | 69 | 1 |
| Nebraska Total: | | | | 239 | 964,160 | 11 | 101,512 | 14 | 223,917 | 9,296 | 9,743 | 367.2 | 3,450 | 155 | 25 |
| Nevada | | | | | | | | | | | | | | | |
| Hawthorne Army Depot | | Army Active | Hawthorne | 2,510 | 9,690,655 | 0 | 0 | 0 | 0 | 147,236 | 147,236 | 3,691.6 | 1 | 30 | 447 |
| Nellis AFB | | Army Reserve | Las Vegas | 3 | 82,549 | 0 | 0 | 0 | 0 | 0 | 22 | 49.8 | 179 | 3 | 0 |
| ** OTHER SITE(S): 5 | | | | 11 | 67,385 | 1 | 3,234 | 0 | 0 | 9 | 404 | 19.5 | 374 | 4 | 9 |
| Nevada Total: | | | | 2,524 | 9,840,589 | 1 | 3,234 | 0 | 0 | 147,245 | 147,662 | 3,760.9 | 554 | 37 | 456 |
| New Hampshire | | | | | | | | | | | | | | | |
| AFRC Londonderry | | Army Reserve | Manchester | 3 | 135,079 | 0 | 0 | 0 | 0 | 16 | 49 | 33.0 | 777 | 41 | 3 |
| Somersworth USARC | | Army Reserve | Somersworth | 3 | 56,045 | 0 | 0 | 0 | 0 | 15 | 15 | 17.6 | 143 | 2 | 0 |
| ** OTHER SITE(S): 8 | | | | 10 | 71,833 | 3 | 26,877 | 0 | 0 | 12 | 176 | 21.9 | 912 | 165 | 45 |
| New Hampshire Total: | | | | 16 | 262,957 | 3 | 26,877 | 0 | 0 | 43 | 240 | 72.5 | 1,832 | 208 | 48 |
| New Jersey | | | | | | | | | | | | | | | |
| Caven Point USARC | | Army Reserve | Jersey City | 9 | 72,733 | 0 | 0 | 0 | 0 | 27 | 27 | 25.1 | 475 | 3 | 0 |
| Fort Dix | R | Army Reserve | Trenton | 1,056 | 5,841,470 | 0 | 0 | 15 | 52,789 | 30,639 | 30,639 | 2,185.2 | 2,888 | 1,009 | 2,214 |
| Fort Monmouth Evans | C | Army Active | Belmar | 85 | 375,062 | 0 | 0 | 0 | 0 | 253 | 253 | 89.8 | 0 | 0 | 0 |
| Fort Monmouth Main Post | C | Army Active | Red Bank | 432 | 5,083,830 | 2 | 594,246 | 2 | 7,900 | 1,126 | 1,126 | 1,283.5 | 469 | 4,578 | 3,878 |
| Pedricktown Support Facility | | Army Reserve | Pedricktown | 45 | 253,003 | 0 | 0 | 0 | 0 | 39 | 39 | 57.8 | 0 | 0 | 0 |
| Picatinny Arsenal | R | Army Active | Picatinny | 746 | 3,708,574 | 0 | 0 | 64 | 206,264 | 6,493 | 6,493 | 1,396.2 | 416 | 2,711 | 1,410 |

* Sites having assets that are Federally funded (e.g., owned, lease, licence, permit) and State-owned interest.

** US Locations that do not meet criteria of at least ten (10) Acres AND at least \$10M PRV. US Territories and Non-US Locations that do not meet criteria of at least ten (10) Acres OR at least \$10M PRV.

DEPARTMENT OF DEFENSE - Army
Base Structure Report - As of 30 Sep 2006

| SITE | BRAC 2005 | COMPONENT | NAME NEAREST CITY | BUILDINGS | | | | | | ACRES OWNED | TOTAL ACRES | PRV (\$M) | MIL | CIV | OTHER |
|--------------------------------|--------------|--------------|-------------------------|--------------|-------------------|----------|----------------|------------|----------------|------------------|------------------|----------------|--------------|--------------|--------------|
| | | | | OWNED | | LEASED | | OTHER | | | | | | | |
| | | | | COUNT | SQFT | COUNT | SQFT | COUNT | SQFT | | | | | | |
| Sgt J.W. Joyce Kilmer USARC | C | Army Reserve | New Brunswick | 3 | 97,395 | 0 | 0 | 0 | 0 | 24 | 24 | 23.5 | 415 | 47 | 10 |
| * Warren Grove TS | | Army Guard | Warren Grove | 2 | 12,174 | 0 | 0 | 0 | 0 | 57 | 57 | 11.5 | 0 | 0 | 0 |
| ** OTHER SITE(S): 9 | | | | 16 | 480,249 | 0 | 0 | 0 | 0 | 45 | 60 | 119.3 | 1,759 | 81 | 2 |
| New Jersey Total: | | | | 2,394 | 15,924,490 | 2 | 594,246 | 81 | 266,953 | 38,702 | 38,717 | 5,191.8 | 6,422 | 8,429 | 7,514 |
| <u>New Mexico</u> | | | | | | | | | | | | | | | |
| Fort Bliss AAA Ranges | C | Army Active | Dona Ana Range Camp | 400 | 1,040,856 | 0 | 0 | 11 | 3,981 | 977,394 | 995,404 | 808.9 | 116 | 41 | 12 |
| Fort Wingate Depot Activity | | Army Active | Gallup | 827 | 1,922,016 | 0 | 0 | 0 | 0 | 16,691 | 16,691 | 623.5 | 0 | 0 | 16 |
| Jenkins AFRC | C | Army Reserve | Albuquerque | 9 | 108,769 | 0 | 0 | 0 | 0 | 0 | 12 | 25.4 | 1,052 | 18 | 0 |
| White Sands Missile Range | | Army Active | Las Cruces | 1,144 | 4,491,003 | 0 | 0 | 497 | 800,052 | 2,281,659 | 3,624,078 | 2,350.0 | 328 | 1,937 | 2,789 |
| ** OTHER SITE(S): 13 | | | | 25 | 85,566 | 7 | 29,200 | 0 | 0 | 17,084 | 17,100 | 25.7 | 828 | 14 | 344 |
| New Mexico Total: | | | | 2,405 | 7,648,210 | 7 | 29,200 | 508 | 804,033 | 3,292,827 | 4,653,285 | 3,833.4 | 2,324 | 2,010 | 3,161 |
| <u>New York</u> | | | | | | | | | | | | | | | |
| Amityville AFRC | C | Army Reserve | Amityville | 7 | 63,708 | 0 | 0 | 0 | 0 | 15 | 15 | 19.4 | 535 | 3 | 1 |
| CW2 Kerry P. Hein USARC | | Army Reserve | New York City | 9 | 70,915 | 0 | 0 | 0 | 0 | 23 | 23 | 30.9 | 395 | 3 | 0 |
| Ernie Pyle USARC/AMSA #12 | R | Army Reserve | New York City | 10 | 305,695 | 0 | 0 | 0 | 0 | 36 | 36 | 90.1 | 2,222 | 177 | 24 |
| Floyd Wet Site | | Army Reserve | Rome | 5 | 10,666 | 0 | 0 | 0 | 0 | 51 | 51 | 20.0 | 0 | 0 | 0 |
| Fort Drum | | Army Active | Montauk | 1,263 | 8,415,751 | 650 | 3,327,872 | 780 | 4,147,685 | 107,472 | 107,855 | 3,360.4 | 16,792 | 1,604 | 2,308 |
| Fort Hamilton | R | Army Active | New York City | 52 | 959,759 | 0 | 0 | 25 | 534,949 | 211 | 211 | 380.0 | 795 | 309 | 545 |
| Hancock Army Complex | | Army Active | Syracuse | 4 | 208,142 | 0 | 0 | 0 | 0 | 12 | 12 | 44.7 | 0 | 0 | 0 |
| * Hancock Field RC OMS 5 | | Army Guard | Syracuse | 5 | 114,423 | 0 | 0 | 0 | 0 | 30 | 30 | 24.1 | 261 | 1 | 4 |
| MAJ D W Holleder USARC | | Army Reserve | Webster | 3 | 65,495 | 0 | 0 | 0 | 0 | 12 | 12 | 15.3 | 358 | 6 | 0 |
| * NG Rochester CSMS C | | Army Guard | Rochester | 7 | 75,405 | 0 | 0 | 0 | 0 | 10 | 10 | 15.3 | 0 | 0 | 0 |
| * NG Youngstown Tng Site | | Army Guard | Youngstown | 44 | 66,288 | 0 | 0 | 0 | 0 | 860 | 860 | 26.2 | 0 | 0 | 0 |
| Niagara Falls AFRC | C | Army Reserve | Niagara Falls | 13 | 179,623 | 0 | 0 | 0 | 0 | 22 | 22 | 34.0 | 397 | 22 | 0 |
| Orangeburg USARC | | Army Reserve | Nyack | 7 | 46,334 | 0 | 0 | 0 | 0 | 306 | 306 | 18.2 | 324 | 4 | 1 |
| Seneca Army Depot Activity | | Army Active | Geneva | 97 | 2,754,791 | 0 | 0 | 0 | 0 | 1,381 | 1,381 | 529.7 | 0 | 0 | 0 |
| Sgt Horace D Bradt USARC | | Army Reserve | Schenectady | 5 | 54,334 | 0 | 0 | 0 | 0 | 12 | 12 | 13.3 | 364 | 13 | 0 |
| SSG Frederick J. III Jr. USARC | | Army Reserve | Bullville | 6 | 41,749 | 0 | 0 | 0 | 0 | 153 | 153 | 10.4 | 144 | 2 | 0 |
| Staten Island USARC | | Army Reserve | New York City | 5 | 122,732 | 0 | 0 | 0 | 0 | 14 | 14 | 35.5 | 530 | 18 | 1 |
| Stewart Annex | R | Army Active | Newburgh | 4 | 68,493 | 0 | 0 | 0 | 0 | 10 | 10 | 35.5 | 11 | 1 | 2 |

* Sites having assets that are Federally funded (e.g., owned, lease, licence, permit) and State-owned interest.

** US Locations that do not meet criteria of at least ten (10) Acres AND at least \$10M PRV. US Territories and Non-US Locations that do not meet criteria of at least ten (10) Acres OR at least \$10M PRV.

DEPARTMENT OF DEFENSE - Army
Base Structure Report - As of 30 Sep 2006

| SITE | BRAC 2005 | COMPONENT | NAME NEAREST CITY | BUILDINGS | | | | | | ACRES OWNED | TOTAL ACRES | PRV (\$M) | MIL | CIV | OTHER |
|--|--------------|--------------|-------------------------|--------------|-------------------|------------|------------------|--------------|------------------|----------------|------------------|----------------|---------------|--------------|--------------|
| | | | | OWNED | | LEASED | | OTHER | | | | | | | |
| | | | | COUNT | SQFT | COUNT | SQFT | COUNT | SQFT | | | | | | |
| Stewart Newburgh USARC | C | Army Reserve | New Windsor | 15 | 117,651 | 0 | 0 | 0 | 0 | 40 | 40 | 37.3 | 159 | 10 | 0 |
| Tappan USARC | | Army Reserve | Tappan | 9 | 33,482 | 0 | 0 | 0 | 0 | 15 | 15 | 16.5 | 0 | 0 | 0 |
| Watervliet Arsenal | R | Army Active | Watervliet | 66 | 2,116,163 | 0 | 0 | 0 | 0 | 143 | 143 | 436.4 | 141 | 717 | 338 |
| West Point Mil Reservation | R | Army Active | West Point | 969 | 9,816,021 | 1 | 19,054 | 2 | 37,600 | 16,239 | 16,239 | 2,945.1 | 6,011 | 2,214 | 2,332 |
| ** OTHER SITE(S): 33 | | | | 88 | 979,354 | 2 | 105,130 | 0 | 0 | 138 | 187 | 241.5 | 4,390 | 174 | 0 |
| New York Total: | | | | 2,693 | 26,686,974 | 653 | 3,452,056 | 807 | 4,720,234 | 127,206 | 127,639 | 8,379.9 | 33,829 | 5,278 | 5,556 |
| <u>North Carolina</u> | | | | | | | | | | | | | | | |
| Camp Mackall | | Army Active | Hoffman | 78 | 154,035 | 0 | 0 | 0 | 0 | 7,917 | 63,197 | 91.2 | 0 | 0 | 0 |
| Fort Bragg | R | Army Active | Fayetteville | 2,084 | 24,488,178 | 253 | 660,120 | 2,980 | 7,875,909 | 152,852 | 206,922 | 7,198.1 | 45,608 | 4,470 | 9,257 |
| Greenville USARC | | Army Reserve | Winterville | 3 | 94,044 | 0 | 0 | 0 | 0 | 15 | 15 | 17.0 | 472 | 17 | 1 |
| Military Ocean Tml Sunny Poin | | Army Active | Wilmington | 83 | 234,326 | 0 | 0 | 0 | 0 | 16,324 | 16,324 | 523.7 | 10 | 238 | 229 |
| ** OTHER SITE(S): 45 | | | | 91 | 647,139 | 7 | 354,931 | 3 | 16,372 | 200 | 1,247,798 | 159.7 | 3,032 | 183 | 21 |
| North Carolina Total: | | | | 2,339 | 25,617,722 | 260 | 1,015,051 | 2,983 | 7,892,281 | 177,307 | 1,534,256 | 7,989.7 | 49,122 | 4,908 | 9,508 |
| <u>North Dakota</u> | | | | | | | | | | | | | | | |
| * Grand Forks Armory | | Army Guard | Grand Forks | 1 | 82,365 | 0 | 0 | 0 | 0 | 11 | 11 | 18.8 | 241 | 1 | 4 |
| Mickelsen Stanley R SFG MSR | | Army Reserve | Nekoma | 12 | 143,567 | 0 | 0 | 0 | 0 | 631 | 631 | 278.0 | 0 | 0 | 0 |
| Mickelsen Stanley R SFG PAR | | Army Active | Mountain | 15 | 375,079 | 0 | 0 | 13 | 26,872 | 295 | 295 | 138.7 | 0 | 0 | 0 |
| Mickelsen Stanley R SFG RSL 1 | | Army Reserve | Hampden | 1 | 13,008 | 0 | 0 | 0 | 0 | 315 | 315 | 40.3 | 0 | 0 | 0 |
| Mickelsen Stanley R SFG RSL 2 | | Army Reserve | Langdon | 1 | 12,865 | 0 | 0 | 0 | 0 | 312 | 312 | 40.2 | 0 | 0 | 0 |
| Mickelsen Stanley R SFG RSL 3 | | Army Reserve | Mountain | 1 | 12,832 | 0 | 0 | 0 | 0 | 333 | 333 | 45.5 | 0 | 0 | 0 |
| Mickelsen Stanley R SFG RSL 4 | | Army Reserve | Fairdale | 1 | 13,150 | 0 | 0 | 0 | 0 | 318 | 318 | 41.5 | 0 | 0 | 0 |
| * Minot AFRC | | Army Guard | Minot | 2 | 129,697 | 0 | 0 | 0 | 0 | 20 | 20 | 30.8 | 279 | 2 | 3 |
| ** OTHER SITE(S): 30 | | | | 11 | 90,591 | 20 | 310,234 | 0 | 0 | 10 | 2,367 | 82.4 | 2,175 | 109 | 67 |
| North Dakota Total: | | | | 45 | 873,154 | 20 | 310,234 | 13 | 26,872 | 2,245 | 4,602 | 716.2 | 2,695 | 112 | 74 |
| <u>Northern Mariana Islands</u> | | | | | | | | | | | | | | | |
| ** OTHER SITE(S): 1 | | | | 7 | 7,931 | 0 | 0 | 0 | 0 | 0 | 5 | 3.4 | 109 | 1 | 6 |
| Northern Mariana Islands Total: | | | | 7 | 7,931 | 0 | 0 | 0 | 0 | 0 | 5 | 3.4 | 109 | 1 | 6 |

* Sites having assets that are Federally funded (e.g., owned, lease, licence, permit) and State-owned interest.

** US Locations that do not meet criteria of at least ten (10) Acres AND at least \$10M PRV. US Territories and Non-US Locations that do not meet criteria of at least ten (10) Acres OR at least \$10M PRV.

DEPARTMENT OF DEFENSE - Army
Base Structure Report - As of 30 Sep 2006

| SITE | BRAC 2005 | COMPONENT | NAME NEAREST CITY | BUILDINGS | | | | | | ACRES OWNED | TOTAL ACRES | PRV (\$M) | MIL | CIV | OTHER |
|---------------------------------|--------------|--------------|-------------------------|--------------|-------------------|----------|----------------|-----------|----------------|----------------|----------------|----------------|---------------|--------------|--------------|
| | | | | OWNED | | LEASED | | OTHER | | | | | | | |
| | | | | COUNT | SQFT | COUNT | SQFT | COUNT | SQFT | | | | | | |
| Ohio | | | | | | | | | | | | | | | |
| 83D Div Memorial USARC/AMSA | | Army Reserve | Columbus | 3 | 156,017 | 0 | 0 | 0 | 0 | 19 | 19 | 29.2 | 893 | 45 | 12 |
| * Camp Sherman Tng Site | | Army Guard | Chillicothe | 6 | 55,105 | 0 | 0 | 0 | 0 | 456 | 456 | 12.7 | 0 | 0 | 0 |
| Cooney USARC/AMSA #165 S-S | | Army Reserve | Sandusky | 3 | 19,700 | 0 | 0 | 0 | 0 | 10 | 10 | 12.5 | 119 | 1 | 0 |
| Defense Supply Center Columbus | R | Army Active | Columbus | 46 | 4,548,324 | 0 | 0 | 0 | 0 | 529 | 529 | 758.7 | 196 | 1 | 36 |
| Ft Hayes Memorial USARC | C | Army Reserve | Columbus | 3 | 49,281 | 0 | 0 | 0 | 0 | 11 | 11 | 13.7 | 289 | 2 | 0 |
| Kings Mills Memorial USARC | | Army Reserve | Kings Mills | 7 | 97,696 | 0 | 0 | 0 | 0 | 19 | 19 | 17.3 | 258 | 17 | 1 |
| * McConnellsville Training Site | | Army Guard | Greensburg | 10 | 186,176 | 0 | 0 | 0 | 0 | 444 | 444 | 39.0 | 427 | 10 | 3 |
| North Canton USARC/AMSA | | Army Reserve | North Canton | 3 | 66,263 | 0 | 0 | 0 | 0 | 10 | 10 | 15.3 | 398 | 15 | 0 |
| Ravenna AAP | | Army Active | Ravenna Arsenal | 172 | 670,004 | 0 | 0 | 0 | 0 | 1,280 | 1,280 | 139.8 | 0 | 0 | 31 |
| * Ravenna Tng and Log Site | | Army Guard | Newton Falls | 945 | 3,465,142 | 0 | 0 | 0 | 0 | 37,584 | 37,584 | 824.9 | 326 | 15 | 7 |
| * Rickenbacker (MTA) | R | Army Guard | Franklin | 17 | 284,810 | 0 | 0 | 0 | 0 | 126 | 126 | 97.0 | 1,008 | 68 | 66 |
| Rickenbacker USARC | | Army Reserve | Columbus | 1 | 57,036 | 0 | 0 | 0 | 0 | 31 | 35 | 14.1 | 298 | 5 | 0 |
| Taylor Station Road USARC | | Army Reserve | Columbus | 3 | 79,980 | 0 | 0 | 0 | 0 | 10 | 10 | 14.1 | 601 | 10 | 2 |
| Toledo Area USAR | | Army Reserve | Toledo | 2 | 71,671 | 0 | 0 | 0 | 0 | 0 | 52 | 15.2 | 377 | 24 | 0 |
| US Army Joint Sys Mfg Ctr, Lima | | Army Active | Lima | 37 | 1,612,459 | 0 | 0 | 0 | 0 | 370 | 370 | 290.9 | 3 | 3 | 769 |
| ** OTHER SITE(S): 37 | | | | 79 | 635,957 | 8 | 160,081 | 0 | 0 | 307 | 343 | 162.2 | 2,719 | 83 | 9 |
| Ohio Total: | | | | 1,337 | 12,055,621 | 8 | 160,081 | 0 | 0 | 41,206 | 41,298 | 2,456.4 | 7,912 | 299 | 936 |
| Oklahoma | | | | | | | | | | | | | | | |
| * Camp Gruber Training Center | | Army Guard | Muskogee | 170 | 478,776 | 0 | 0 | 0 | 0 | 33,027 | 33,027 | 169.9 | 80 | 0 | 83 |
| Fort Sill | R | Army Active | Lawton | 2,085 | 13,365,809 | 0 | 0 | 47 | 207,181 | 93,829 | 93,831 | 3,126.1 | 18,879 | 1,919 | 5,438 |
| McAlester AAP | R | Army Active | McAlester | 2,196 | 9,682,108 | 0 | 0 | 0 | 0 | 44,962 | 44,964 | 2,355.5 | 14 | 1,639 | 788 |
| * Regional Trng Inst | | Army Guard | Oklahoma City | 7 | 221,798 | 0 | 0 | 1 | 6,000 | 33 | 33 | 41.5 | 357 | 3 | 7 |
| Twaddle AFRC | C | Army Reserve | Oklahoma City | 9 | 151,030 | 0 | 0 | 0 | 0 | 26 | 105 | 29.6 | 716 | 25 | 3 |
| ** OTHER SITE(S): 23 | | | | 50 | 395,395 | 2 | 1,202 | 3 | 39,959 | 29 | 86 | 89.0 | 2,081 | 44 | 1 |
| Oklahoma Total: | | | | 4,517 | 24,294,916 | 2 | 1,202 | 51 | 253,140 | 171,906 | 172,046 | 5,811.7 | 22,127 | 3,630 | 6,320 |
| Oregon | | | | | | | | | | | | | | | |
| * Bend Cotef | | Army Guard | Bend | 5 | 83,492 | 0 | 0 | 0 | 0 | 160 | 160 | 17.7 | 0 | 0 | 200 |
| * Biak Training Center | | Army Guard | Redmond | 3 | 28,194 | 0 | 0 | 0 | 0 | 94 | 31,410 | 10.5 | 0 | 20 | 2 |
| Umatilla Chem Depot | C | Army Active | Umatilla | 1,213 | 3,594,294 | 0 | 0 | 0 | 0 | 19,729 | 19,729 | 1,291.2 | 8 | 394 | 833 |

* Sites having assets that are Federally funded (e.g., owned, lease, licence, permit) and State-owned interest.

** US Locations that do not meet criteria of at least ten (10) Acres AND at least \$10M PRV. US Territories and Non-US Locations that do not meet criteria of at least ten (10) Acres OR at least \$10M PRV.

DEPARTMENT OF DEFENSE - Army
Base Structure Report - As of 30 Sep 2006

| SITE | BRAC 2005 | COMPONENT | NAME NEAREST CITY | BUILDINGS | | | | | | ACRES OWNED | TOTAL ACRES | PRV (\$M) | MIL | CIV | OTHER |
|-------------------------------------|--------------|--------------|-------------------------|--------------|-------------------|-----------|----------------|------------|----------------|----------------|----------------|----------------|---------------|--------------|--------------|
| | | | | OWNED | | LEASED | | OTHER | | | | | | | |
| | | | | COUNT | SQFT | COUNT | SQFT | COUNT | SQFT | | | | | | |
| ** OTHER SITE(S): 18 | | | | 30 | 127,214 | 2 | 689 | 0 | 0 | 7,304 | 287,255 | 106.7 | 2,067 | 76 | 176 |
| Oregon Total: | | | | 1,251 | 3,833,194 | 2 | 689 | 0 | 0 | 27,287 | 338,554 | 1,426.2 | 2,075 | 490 | 1,211 |
| <u>Pennsylvania</u> | | | | | | | | | | | | | | | |
| Bristol Veterans Mem USARC | R | Army Reserve | Philadelphia | 2 | 39,049 | 0 | 0 | 0 | 0 | 17 | 17 | 11.0 | 232 | 2 | 0 |
| Carlisle Barracks | | Army Active | Carlisle | 77 | 1,039,152 | 0 | 0 | 246 | 661,455 | 467 | 467 | 341.1 | 682 | 627 | 671 |
| Chap L J Sabalis Mem USARC | | Army Reserve | Sugar Notch | 2 | 48,293 | 0 | 0 | 0 | 0 | 20 | 20 | 10.7 | 313 | 6 | 0 |
| Charles E Kelly Spt Facility | C | Army Reserve | Pittsburgh | 46 | 244,827 | 0 | 0 | 0 | 0 | 126 | 126 | 51.0 | 354 | 64 | 88 |
| Defense Distrib Depot Susq | R | Army Active | New Cumberland | 138 | 6,020,110 | 0 | 0 | 0 | 0 | 849 | 849 | 872.5 | 844 | 256 | 138 |
| ECS / AMSA #103 (G) | | Army Reserve | Meadville | 2 | 56,181 | 0 | 0 | 0 | 0 | 11 | 11 | 14.8 | 0 | 45 | 0 |
| Edgemont USARC / AMSA #31 (G) | | Army Reserve | Edgemont | 5 | 62,376 | 0 | 0 | 0 | 0 | 49 | 49 | 21.5 | 535 | 19 | 0 |
| Finleyville NIKE-PI-43 | | Army Reserve | Elrama | 13 | 44,752 | 0 | 0 | 0 | 0 | 128 | 128 | 11.3 | 0 | 0 | 0 |
| * Fort Indiantown Gap Training Site | | Army Guard | Lebanon | 714 | 3,377,010 | 0 | 0 | 0 | 0 | 17,222 | 17,222 | 841.2 | 3,521 | 903 | 847 |
| * Fort Mifflin | | Army Guard | Chester | 9 | 60,361 | 0 | 0 | 0 | 0 | 27 | 27 | 11.0 | 0 | 10 | 3 |
| Fort Ritchie Raven Rock Site | | Army Active | Waynesboro | 54 | 480,024 | 0 | 0 | 0 | 0 | 717 | 717 | 140.1 | 12 | 119 | 1 |
| Greencastle USARC / AMSA #113 | | Army Reserve | Greencastle | 5 | 39,360 | 0 | 0 | 0 | 0 | 31 | 31 | 10.7 | 51 | 12 | 0 |
| Johnstown Aviation Support Fac | | Army Reserve | Johnstown | 8 | 203,997 | 0 | 0 | 0 | 0 | 0 | 126 | 80.8 | 69 | 2 | 0 |
| Letterkenny Army Depot | R | Army Active | Chambersburg | 1,326 | 4,742,950 | 13 | 463,508 | 1 | 3,740 | 18,660 | 18,668 | 1,478.8 | 3 | 1,559 | 1,147 |
| North Penn USARC | C | Army Reserve | Center Square | 7 | 54,817 | 0 | 0 | 0 | 0 | 19 | 19 | 14.0 | 257 | 5 | 0 |
| Scranton AAP | | Army Active | Scranton | 7 | 386,157 | 0 | 0 | 0 | 0 | 15 | 15 | 96.2 | 0 | 8 | 402 |
| T/Sgt Vernon Mcgarity USARC | R | Army Reserve | Pittsburgh | 3 | 151,981 | 0 | 0 | 0 | 0 | 1 | 36 | 35.5 | 1,004 | 142 | 0 |
| Tobyhanna Army Depot | R | Army Active | Scranton | 140 | 4,494,398 | 0 | 0 | 0 | 0 | 1,296 | 1,296 | 858.5 | 203 | 4,170 | 861 |
| ** OTHER SITE(S): 73 | | | | 178 | 1,449,510 | 12 | 270,341 | 1 | 12,000 | 1,105 | 19,019 | 394.0 | 7,123 | 236 | 0 |
| Pennsylvania Total: | | | | 2,736 | 22,995,305 | 25 | 733,849 | 248 | 677,195 | 40,760 | 58,843 | 5,294.7 | 15,203 | 8,185 | 4,158 |
| <u>Puerto Rico</u> | | | | | | | | | | | | | | | |
| 1Lt P.Lavergne/Bayamon | C | Army Reserve | Bayamon | 4 | 33,550 | 0 | 0 | 0 | 0 | 7 | 7 | 11.3 | 134 | 6 | 0 |
| AMSA #161 (G) | | Army Reserve | Guaynabo | 2 | 40,400 | 0 | 0 | 0 | 0 | 7 | 7 | 12.1 | 0 | 0 | 15 |
| * Army Aviation Support Facility | | Army Guard | San Juan | 0 | 0 | 0 | 0 | 0 | 0 | 14 | 14 | 0.0 | 0 | 0 | 0 |
| CPT E.Rubio Jr. Puerto Nuevo | R | Army Reserve | Puerto Nuevo | 6 | 83,633 | 0 | 0 | 0 | 0 | 63 | 63 | 27.4 | 917 | 53 | 0 |
| Fort Buchanan | R | Army Reserve | Guaynabo | 379 | 2,033,021 | 0 | 0 | 5 | 29,470 | 746 | 746 | 727.2 | 2,163 | 620 | 1,399 |
| * Ft Allen Rq 177 | R | Army Guard | Juana Diaz | 101 | 366,476 | 0 | 0 | 0 | 0 | 0 | 776 | 148.9 | 741 | 7 | 0 |

* Sites having assets that are Federally funded (e.g., owned, lease, licence, permit) and State-owned interest.

** US Locations that do not meet criteria of at least ten (10) Acres AND at least \$10M PRV. US Territories and Non-US Locations that do not meet criteria of at least ten (10) Acres OR at least \$10M PRV.

DEPARTMENT OF DEFENSE - Army
Base Structure Report - As of 30 Sep 2006

| SITE | BRAC 2005 | COMPONENT | NAME NEAREST CITY | BUILDINGS | | | | | | ACRES OWNED | TOTAL ACRES | PRV (\$M) | MIL | CIV | OTHER |
|---------------------------------|--------------|--------------|---------------------------|--------------|-------------------|-----------|----------------|-----------|----------------|----------------|----------------|----------------|---------------|--------------|--------------|
| | | | | OWNED | | LEASED | | OTHER | | | | | | | |
| | | | | COUNT | SQFT | COUNT | SQFT | COUNT | SQFT | | | | | | |
| LTC H.G. Pesquera/Ft Allen | | Army Reserve | Juana Diaz | 4 | 102,399 | 0 | 0 | 0 | 0 | 40 | 40 | 24.9 | 532 | 62 | 4 |
| * MTA Camp Santiago Rq 577 | | Army Guard | Salinas | 354 | 787,252 | 0 | 0 | 3 | 45,000 | 11,930 | 11,930 | 279.3 | 525 | 3 | 96 |
| Ramey USARC/Aquadilla | R | Army Reserve | Aguadilla | 5 | 67,490 | 0 | 0 | 0 | 0 | 59 | 59 | 19.2 | 661 | 9 | 0 |
| Roosevelt Rds Nav Sta USARC | R | Army Reserve | NAVSTA Roosevelt Roads | 4 | 56,325 | 0 | 0 | 0 | 0 | 0 | 3 | 16.6 | 522 | 11 | 0 |
| ** OTHER SITE(S): 7 | | | | 24 | 117,773 | 0 | 0 | 0 | 0 | 24 | 24 | 37.9 | 947 | 10 | 0 |
| Puerto Rico Total: | | | | 883 | 3,688,319 | 0 | 0 | 8 | 74,470 | 12,891 | 13,670 | 1,304.8 | 7,142 | 781 | 1,514 |
| <u>Rhode Island</u> | | | | | | | | | | | | | | | |
| * Camp Fogarty Tng Site | | Army Guard | East Greenwich | 29 | 118,867 | 0 | 0 | 0 | 0 | 0 | 374 | 54.3 | 927 | 5 | 3 |
| Davisville Family Housing | | Army Reserve | Davisville | 21 | 106,278 | 0 | 0 | 0 | 0 | 14 | 14 | 12.3 | 0 | 0 | 0 |
| ** OTHER SITE(S): 9 | | | | 31 | 232,372 | 0 | 0 | 0 | 0 | 120 | 147 | 56.6 | 1,141 | 29 | 4 |
| Rhode Island Total: | | | | 81 | 457,517 | 0 | 0 | 0 | 0 | 134 | 535 | 123.2 | 2,068 | 34 | 7 |
| <u>South Carolina</u> | | | | | | | | | | | | | | | |
| Fort Jackson | R | Army Active | Columbia | 1,288 | 10,937,092 | 0 | 0 | 44 | 291,720 | 52,301 | 52,301 | 2,211.5 | 26,178 | 1,825 | 5,565 |
| * McEntire ANG5 | | Army Guard | Eastover | 27 | 329,246 | 0 | 0 | 0 | 0 | 208 | 208 | 102.4 | 942 | 126 | 82 |
| * MTA Clarks Hill Reservation | | Army Guard | Plum Branch | 34 | 39,462 | 0 | 0 | 0 | 0 | 735 | 735 | 11.6 | 0 | 0 | 4 |
| N Charleston USARC/AMSA #121 | | Army Reserve | Goose Creek | 3 | 79,878 | 0 | 0 | 0 | 0 | 16 | 16 | 14.5 | 0 | 0 | 0 |
| ** OTHER SITE(S): 24 | | | | 42 | 299,160 | 29 | 226,229 | 0 | 0 | 66 | 121 | 100.8 | 2,360 | 77 | 8 |
| South Carolina Total: | | | | 1,394 | 11,684,838 | 29 | 226,229 | 44 | 291,720 | 53,326 | 53,381 | 2,440.8 | 29,480 | 2,028 | 5,659 |
| <u>South Dakota</u> | | | | | | | | | | | | | | | |
| * Sioux Falls - Armory Foss Fld | | Army Guard | Sioux Falls | 0 | 0 | 0 | 0 | 3 | 127,694 | 10 | 10 | 28.5 | 486 | 2 | 20 |
| ** OTHER SITE(S): 48 | | | | 6 | 67,037 | 10 | 156,925 | 0 | 0 | 12 | 5,832 | 42.8 | 2,214 | 133 | 23 |
| South Dakota Total: | | | | 6 | 67,037 | 10 | 156,925 | 3 | 127,694 | 22 | 5,842 | 71.3 | 2,700 | 135 | 43 |
| <u>Tennessee</u> | | | | | | | | | | | | | | | |
| Fort Campbell | R | Army Active | Clarksville | 754 | 6,145,453 | 0 | 0 | 777 | 2,183,616 | 68,604 | 68,604 | 1,838.1 | 0 | 14 | 0 |
| Holston AAP | R | Army Active | Kingsport | 437 | 2,396,186 | 0 | 0 | 2 | 18,300 | 6,118 | 6,118 | 664.0 | 1 | 19 | 741 |
| Lyell AFRC/AMSA #153(G) | | Army Reserve | Nashville | 8 | 106,436 | 0 | 0 | 0 | 0 | 14 | 14 | 20.4 | 831 | 31 | 2 |
| Milan AAP | R | Army Active | Milan | 1,456 | 3,730,481 | 0 | 0 | 0 | 0 | 22,357 | 22,357 | 1,117.1 | 1 | 20 | 552 |
| NSA Millington USARC | | Army Reserve | Millington | 0 | 0 | 0 | 0 | 9 | 133,991 | 0 | 20 | 24.9 | 1,007 | 14 | 3 |

* Sites having assets that are Federally funded (e.g., owned, lease, licence, permit) and State-owned interest.

** US Locations that do not meet criteria of at least ten (10) Acres AND at least \$10M PRV. US Territories and Non-US Locations that do not meet criteria of at least ten (10) Acres OR at least \$10M PRV.

DEPARTMENT OF DEFENSE - Army
Base Structure Report - As of 30 Sep 2006

| SITE | BRAC 2005 | COMPONENT | NAME NEAREST CITY | BUILDINGS | | | | | | ACRES OWNED | TOTAL ACRES | PRV (\$M) | MIL | CIV | OTHER |
|-------------------------------|--------------|--------------|-------------------------|--------------|-------------------|----------|---------------|------------|------------------|----------------|----------------|----------------|--------------|------------|--------------|
| | | | | OWNED | | LEASED | | OTHER | | | | | | | |
| | | | | COUNT | SQFT | COUNT | SQFT | COUNT | SQFT | | | | | | |
| Volunteer AAP | R | Army Active | Tyner | 3 | 55,191 | 0 | 0 | 0 | 0 | 249 | 249 | 27.0 | 0 | 0 | 332 |
| * VTS Milan | | Army Guard | Milan | 76 | 229,426 | 0 | 0 | 0 | 0 | 2,568 | 2,568 | 50.9 | 204 | 0 | 39 |
| * VTS Smyrna | | Army Guard | Smyrna | 53 | 519,634 | 0 | 0 | 0 | 0 | 830 | 830 | 140.1 | 1,136 | 185 | 145 |
| * VTS Tullahoma | | Army Guard | Tullahoma | 57 | 72,899 | 0 | 0 | 0 | 0 | 6,700 | 6,700 | 35.5 | 45 | 3 | 30 |
| ** OTHER SITE(S): 16 | | | | 96 | 4,106,441 | 2 | 37,935 | 1 | 18,671 | 501 | 836 | 509.1 | 1,663 | 66 | 3 |
| Tennessee Total: | | | | 2,940 | 17,362,147 | 2 | 37,935 | 789 | 2,354,578 | 107,941 | 108,297 | 4,426.9 | 4,888 | 352 | 1,847 |
| <u>Texas</u> | | | | | | | | | | | | | | | |
| Austin Memorial AFRC | | Army Reserve | Camp Mabry | 3 | 72,525 | 0 | 0 | 0 | 0 | 11 | 13 | 14.1 | 357 | 16 | 0 |
| * Bergstrom - (Abia) | | Army Guard | Austin | 0 | 0 | 7 | 170,221 | 0 | 0 | 0 | 70 | 52.5 | 566 | 62 | 0 |
| Camp Bullis | R | Army Active | Leon Springs | 254 | 384,837 | 0 | 0 | 9 | 105,426 | 27,993 | 27,993 | 132.1 | 769 | 3 | 50 |
| Camp Stanley Stor Actv | | Army Active | San Antonio | 183 | 676,709 | 0 | 0 | 0 | 0 | 4,000 | 4,000 | 153.5 | 0 | 0 | 0 |
| * Camp Swift | | Army Guard | Austin | 78 | 208,742 | 0 | 0 | 0 | 0 | 11,715 | 11,715 | 57.2 | 95 | 6 | 57 |
| Conroe USARC/ASF 62 | | Army Reserve | Conroe | 8 | 111,688 | 0 | 0 | 0 | 0 | 0 | 44 | 40.2 | 449 | 72 | 0 |
| Corpus Christi #2 AFRC | | Army Reserve | Corpus Christi | 2 | 47,500 | 0 | 0 | 2 | 24,135 | 0 | 142 | 13.7 | 68 | 17 | 0 |
| * Ellington Field | C | Army Guard | Houston | 2 | 7,510 | 6 | 83,149 | 0 | 0 | 0 | 15 | 22.5 | 489 | 77 | 66 |
| Fort Bliss | R | Army Active | El Paso | 1,378 | 11,719,785 | 301 | 556,613 | 2,202 | 4,658,579 | 122,127 | 122,129 | 4,573.6 | 15,924 | 2,367 | 5,795 |
| Fort Hood | R | Army Active | Killeen | 2,170 | 20,177,112 | 321 | 1,088,407 | 3,065 | 10,250,196 | 209,487 | 220,061 | 6,466.4 | 50,999 | 3,641 | 11,057 |
| Fort Sam Houston | R | Army Active | Texarkana | 359 | 9,068,878 | 5 | 280,701 | 996 | 2,596,714 | 2,935 | 2,935 | 2,381.6 | 13,851 | 4,739 | 5,299 |
| * Fort Wolters | | Army Guard | Mineral Wells | 52 | 105,768 | 0 | 0 | 0 | 0 | 3,990 | 3,990 | 37.9 | 135 | 7 | 240 |
| * Fort Worth - Shoreview | | Army Guard | Fort Worth | 0 | 0 | 13 | 72,594 | 0 | 0 | 0 | 0 | 11.2 | 279 | 10 | 0 |
| Grand Prairie Reserve Complex | R | Army Reserve | Grand Prairie | 33 | 402,365 | 0 | 0 | 0 | 0 | 68 | 68 | 71.6 | 1,234 | 20 | 1 |
| * Houston - Westheimer | | Army Guard | Houston | 3 | 80,915 | 0 | 0 | 0 | 0 | 29 | 29 | 14.7 | 439 | 8 | 0 |
| Houston USARC #2 | C | Army Reserve | Houston | 5 | 71,781 | 0 | 0 | 0 | 0 | 12 | 12 | 13.5 | 684 | 29 | 0 |
| Lone Star AAP | C | Army Active | Texarkana | 878 | 3,259,881 | 0 | 0 | 0 | 0 | 15,699 | 15,699 | 880.6 | 1 | 18 | 420 |
| Longhorn AAP | | Army Active | Amarillo | 374 | 1,082,262 | 0 | 0 | 0 | 0 | 8,493 | 8,493 | 264.6 | 0 | 0 | 12 |
| * Lubbock (ARNG) | | Army Guard | Lubbock | 0 | 0 | 5 | 139,986 | 0 | 0 | 0 | 25 | 23.3 | 229 | 9 | 4 |
| Red River Army Depot | R | Army Active | Texarkana | 1,127 | 7,549,713 | 18 | 173,594 | 15 | 38,183 | 72,676 | 72,676 | 1,474.6 | 187 | 3,954 | 2,013 |
| * Saginaw (ARNG) | | Army Guard | Saginaw | 23 | 292,215 | 0 | 0 | 0 | 0 | 143 | 143 | 51.0 | 0 | 0 | 148 |
| Seagoville USARC | | Army Reserve | Seagoville | 9 | 128,840 | 0 | 0 | 0 | 0 | 206 | 206 | 33.1 | 1,006 | 48 | 0 |
| * Temple (ARNG) | | Army Guard | Temple | 6 | 63,841 | 0 | 0 | 0 | 0 | 20 | 20 | 17.3 | 384 | 0 | 0 |

* Sites having assets that are Federally funded (e.g., owned, lease, licence, permit) and State-owned interest.

** US Locations that do not meet criteria of at least ten (10) Acres AND at least \$10M PRV. US Territories and Non-US Locations that do not meet criteria of at least ten (10) Acres OR at least \$10M PRV.

DEPARTMENT OF DEFENSE - Army
Base Structure Report - As of 30 Sep 2006

| SITE | BRAC 2005 | COMPONENT | NAME NEAREST CITY | BUILDINGS | | | | | | ACRES OWNED | TOTAL ACRES | PRV (\$M) | MIL | CIV | OTHER |
|------------------------------|--------------|--------------|-------------------------|--------------|-------------------|------------|------------------|--------------|-------------------|----------------|----------------|-----------------|----------------|---------------|---------------|
| | | | | OWNED | | LEASED | | OTHER | | | | | | | |
| | | | | COUNT | SQFT | COUNT | SQFT | COUNT | SQFT | | | | | | |
| ** OTHER SITE(S): 73 | | | | 179 | 1,000,234 | 42 | 409,336 | 63 | 2,302,055 | 4,530 | 6,260 | 746.3 | 11,892 | 4,573 | 1,462 |
| Texas Total: | | | | 7,126 | 56,513,101 | 718 | 2,974,601 | 6,352 | 19,975,288 | 484,135 | 496,739 | 17,547.1 | 100,037 | 19,676 | 26,624 |
| Utah | | | | | | | | | | | | | | | |
| Deseret Chemical Depot | C | Army Active | Tooele | 325 | 1,374,562 | 0 | 0 | 0 | 0 | 19,364 | 19,364 | 447.7 | 2 | 305 | 1,858 |
| Dugway Proving Ground | | Army Active | Dugway | 610 | 2,359,568 | 1 | 2,880 | 9 | 95,192 | 798,214 | 798,214 | 1,187.4 | 28 | 569 | 932 |
| * E.J. Garn Aviation Complex | | Army Guard | West Jordan | 0 | 0 | 0 | 0 | 0 | 0 | 0 | 0 | 14.7 | 886 | 15 | 0 |
| Fort Douglas AFRC Complex | R | Army Reserve | Salt Lake City | 21 | 403,097 | 3 | 20,290 | 0 | 0 | 54 | 54 | 90.9 | 1,352 | 106 | 60 |
| Green River Test Complex | | Army Active | Green River | 32 | 52,862 | 0 | 0 | 0 | 0 | 3,628 | 3,628 | 45.3 | 0 | 0 | 0 |
| Kenichi (Ken) Uchida USARC | | Army Reserve | Salt Lake City | 4 | 55,448 | 0 | 0 | 0 | 0 | 10 | 10 | 12.1 | 185 | 1 | 0 |
| Ogden Maintenance Center 269 | | Army Reserve | Ogden | 4 | 132,173 | 0 | 0 | 0 | 0 | 12 | 12 | 26.8 | 177 | 1 | 15 |
| Ogden Storage Facility 11-C | | Army Reserve | Ogden | 1 | 281,700 | 0 | 0 | 0 | 0 | 28 | 28 | 40.8 | 0 | 0 | 0 |
| * Saint George/Fms 5B | | Army Guard | St. George | 9 | 55,898 | 0 | 0 | 0 | 0 | 70 | 70 | 11.7 | 277 | 0 | 0 |
| Tooele Army Depot | R | Army Active | Tooele | 1,087 | 2,746,528 | 25 | 672,749 | 1 | 4,617 | 23,374 | 23,914 | 1,700.2 | 25 | 499 | 152 |
| ** OTHER SITE(S): 17 | | | | 38 | 142,456 | 4 | 24,053 | 8 | 60,953 | 18,669 | 20,096 | 59.7 | 3,076 | 68 | 547 |
| Utah Total: | | | | 2,131 | 7,604,292 | 33 | 719,972 | 18 | 160,762 | 863,423 | 865,391 | 3,637.2 | 6,008 | 1,564 | 3,564 |
| Vermont | | | | | | | | | | | | | | | |
| * NG Ethan Allen AFB MTA | | Army Guard | Colchester | 37 | 217,844 | 0 | 0 | 3 | 616 | 667 | 667 | 52.6 | 496 | 102 | 6 |
| * So Burlington (ARNG) | | Army Guard | South Burlington | 2 | 4,360 | 2 | 61,214 | 0 | 0 | 0 | 14 | 16.1 | 113 | 0 | 0 |
| * TS Ethan Allen Range | | Army Guard | Jericho | 61 | 263,496 | 0 | 0 | 5 | 13,748 | 11,219 | 11,219 | 88.1 | 525 | 40 | 36 |
| ** OTHER SITE(S): 6 | | | | 8 | 58,322 | 2 | 19,120 | 3 | 83,542 | 13 | 22 | 33.2 | 501 | 4 | 0 |
| Vermont Total: | | | | 108 | 544,022 | 4 | 80,334 | 11 | 97,906 | 11,899 | 11,922 | 190.0 | 1,635 | 146 | 42 |
| Virgin Islands | | | | | | | | | | | | | | | |
| * 210Th Rti Hams Bluff | | Army Guard | Frederiksted | 0 | 0 | 0 | 0 | 0 | 0 | 0 | 22 | 0.0 | 16 | 0 | 0 |
| * Sprat Hall Site | | Army Guard | Frederiksted | 1 | 30,400 | 0 | 0 | 0 | 0 | 0 | 12 | 7.1 | 62 | 0 | 0 |
| ** OTHER SITE(S): 1 | | | | 0 | 0 | 1 | 15,400 | 0 | 0 | 0 | 2 | 4.3 | 187 | 143 | 0 |
| Virgin Islands Total: | | | | 1 | 30,400 | 1 | 15,400 | 0 | 0 | 0 | 36 | 11.5 | 265 | 143 | 0 |
| Virginia | | | | | | | | | | | | | | | |
| * AASF Byrd Field | | Army Guard | Richmond | 9 | 94,120 | 0 | 0 | 0 | 0 | 92 | 92 | 37.5 | 396 | 79 | 0 |
| Arlington National Cemetery | | Army Active | Arlington | 31 | 185,704 | 0 | 0 | 1 | 96 | 625 | 625 | 66.0 | 0 | 0 | 102 |

* Sites having assets that are Federally funded (e.g., owned, lease, licence, permit) and State-owned interest.

** US Locations that do not meet criteria of at least ten (10) Acres AND at least \$10M PRV. US Territories and Non-US Locations that do not meet criteria of at least ten (10) Acres OR at least \$10M PRV.

DEPARTMENT OF DEFENSE - Army
Base Structure Report - As of 30 Sep 2006

| SITE | BRAC 2005 | COMPONENT | NAME NEAREST CITY | BUILDINGS | | | | | | ACRES OWNED | TOTAL ACRES | PRV (\$M) | MIL | CIV | OTHER |
|-------------------------------|--------------|--------------|-------------------------|--------------|-------------------|----------|---------------|--------------|------------------|----------------|----------------|-----------------|---------------|---------------|---------------|
| | | | | OWNED | | LEASED | | OTHER | | | | | | | |
| | | | | COUNT | SQFT | COUNT | SQFT | COUNT | SQFT | | | | | | |
| * Army Guard Readiness Center | R | Army Guard | Fort Myer | 3 | 263,710 | 0 | 0 | 0 | 0 | 15 | 15 | 62.0 | 105 | 316 | 1,454 |
| Big Bethel Reservoir | | Army Active | Hampton | 12 | 35,293 | 0 | 0 | 2 | 444 | 494 | 494 | 78.9 | 0 | 0 | 0 |
| Def Gen Supply Center | R | Army Active | Richmond | 103 | 6,126,601 | 0 | 0 | 0 | 0 | 676 | 676 | 812.4 | 121 | 41 | 71 |
| Fort A P Hill | | Army Active | Bowling Green | 487 | 1,144,308 | 0 | 0 | 0 | 0 | 75,794 | 75,905 | 571.9 | 345 | 250 | 286 |
| Fort Belvoir | R | Army Active | Alexandria | 515 | 7,570,186 | 0 | 0 | 960 | 4,090,739 | 8,662 | 8,662 | 2,702.0 | 4,718 | 4,997 | 12,449 |
| Fort Eustis | R | Army Active | Newport News | 416 | 5,532,067 | 0 | 0 | 273 | 1,436,232 | 8,248 | 8,248 | 1,521.2 | 7,993 | 2,366 | 2,697 |
| Fort Lee | R | Army Active | Petersburg | 1,098 | 7,629,454 | 0 | 0 | 5 | 10,310 | 5,805 | 5,907 | 1,444.5 | 9,723 | 1,658 | 2,868 |
| Fort Monroe | C | Army Active | Monroe | 271 | 2,015,200 | 0 | 0 | 6 | 210,453 | 570 | 570 | 422.3 | 855 | 1,664 | 1,050 |
| Fort Myer | R | Army Active | Arlington | 164 | 2,379,238 | 0 | 0 | 1 | 13,438 | 243 | 243 | 540.9 | 1,755 | 587 | 1,044 |
| * Fort Pickett ARNG MTC | | Army Guard | Nottoway | 561 | 2,449,343 | 0 | 0 | 0 | 0 | 42,276 | 42,276 | 852.9 | 1,079 | 277 | 719 |
| Fort Story | R | Army Active | Norfolk | 203 | 1,000,303 | 1 | 1,470 | 59 | 234,152 | 1,451 | 1,451 | 329.5 | 1,359 | 29 | 234 |
| Radford AAP | | Army Active | Radford | 1,127 | 4,098,726 | 0 | 0 | 0 | 0 | 6,901 | 6,901 | 1,427.1 | 4 | 97 | 1,880 |
| Rivanna Station | R | Army Active | Charlottesville | 1 | 260,000 | 0 | 0 | 0 | 0 | 76 | 76 | 53.2 | 85 | 656 | 524 |
| * Sandston Armory | | Army Guard | Sandston | 5 | 70,090 | 0 | 0 | 0 | 0 | 29 | 29 | 14.2 | 142 | 18 | 0 |
| ** OTHER SITE(S): 29 | | | | 44 | 422,717 | 4 | 16,965 | 2 | 14,508 | 233 | 257 | 95.8 | 2,822 | 79 | 0 |
| Virginia Total: | | | | 5,050 | 41,277,059 | 5 | 18,435 | 1,309 | 6,010,372 | 152,190 | 152,427 | 11,032.5 | 31,502 | 13,114 | 25,378 |
| Washington | | | | | | | | | | | | | | | |
| AMSA 137 (Marine) | | Army Reserve | Tacoma | 1 | 66,597 | 0 | 0 | 0 | 0 | 0 | 11 | 22.6 | 564 | 28 | 2 |
| Camp Bonneville | | Army Active | Vancouver | 52 | 59,024 | 0 | 0 | 0 | 0 | 3,020 | 3,840 | 21.9 | 0 | 0 | 0 |
| * Camp Murray | | Army Guard | Camp Murry | 25 | 147,397 | 0 | 0 | 0 | 0 | 3 | 49 | 40.7 | 1,468 | 352 | 311 |
| Fort Lawton USAR Complex | C | Army Reserve | Seattle | 11 | 191,077 | 0 | 0 | 0 | 0 | 65 | 65 | 47.0 | 729 | 86 | 3 |
| Fort Lewis | R | Army Active | Tacoma | 1,880 | 16,538,400 | 4 | 561 | 2,628 | 6,861,468 | 84,345 | 86,043 | 6,079.2 | 23,894 | 3,194 | 7,340 |
| * Kent (ARNG) | | Army Guard | Kent | 8 | 86,035 | 0 | 0 | 0 | 0 | 15 | 15 | 18.0 | 647 | 7 | 2 |
| SSG Joe R. Hooper USARC | | Army Reserve | Bothell | 7 | 101,749 | 0 | 0 | 0 | 0 | 42 | 42 | 25.5 | 254 | 8 | 0 |
| Vancouver Barracks | C | Army Reserve | Vancouver | 49 | 381,760 | 0 | 0 | 0 | 0 | 52 | 53 | 81.1 | 906 | 36 | 0 |
| Yakima Training Center | R | Army Active | Yakima | 212 | 798,857 | 0 | 0 | 0 | 0 | 323,249 | 323,426 | 641.5 | 763 | 23 | 183 |
| ** OTHER SITE(S): 18 | | | | 35 | 224,594 | 1 | 10,500 | 1 | 32,984 | 400 | 202,412 | 77.2 | 2,227 | 47 | 3 |
| Washington Total: | | | | 2,280 | 18,595,490 | 5 | 11,061 | 2,629 | 6,894,452 | 411,191 | 615,955 | 7,054.7 | 31,452 | 3,781 | 7,844 |
| West Virginia | | | | | | | | | | | | | | | |
| Big Bend USARC / OMS | | Army Reserve | Bigbend | 2 | 19,244 | 0 | 0 | 0 | 0 | 13 | 13 | 21.0 | 37 | 1 | 0 |

* Sites having assets that are Federally funded (e.g., owned, lease, licence, permit) and State-owned interest.

** US Locations that do not meet criteria of at least ten (10) Acres AND at least \$10M PRV. US Territories and Non-US Locations that do not meet criteria of at least ten (10) Acres OR at least \$10M PRV.

DEPARTMENT OF DEFENSE - Army
Base Structure Report - As of 30 Sep 2006

| SITE | BRAC 2005 | COMPONENT | NAME NEAREST CITY | BUILDINGS | | | | | | ACRES OWNED | TOTAL ACRES | PRV (\$M) | MIL | CIV | OTHER |
|-----------------------------------|--------------|--------------|-------------------------|---------------|--------------------|--------------|-------------------|---------------|--------------------|-------------------|-------------------|------------------|----------------|----------------|----------------|
| | | | | OWNED | | LEASED | | OTHER | | | | | | | |
| | | | | COUNT | SQFT | COUNT | SQFT | COUNT | SQFT | | | | | | |
| * Camp Dawson AFRC | | Army Guard | Kingwood | 2 | 53,083 | 0 | 0 | 0 | 0 | 10 | 10 | 11.0 | 0 | 0 | 0 |
| Charleston AFRC / AMSA #107 | | Army Reserve | South Charleston | 2 | 71,150 | 0 | 0 | 0 | 0 | 12 | 12 | 14.7 | 379 | 30 | 0 |
| * Eleanor (ARNG) | | Army Guard | Eleanor | 1 | 172,800 | 0 | 0 | 1 | 114,000 | 47 | 47 | 37.5 | 365 | 43 | 4 |
| ** OTHER SITE(S): 35 | | | | 69 | 624,404 | 8 | 16,811 | 0 | 0 | 659 | 16,857 | 158.2 | 3,020 | 98 | 751 |
| West Virginia Total: | | | | 76 | 940,681 | 8 | 16,811 | 1 | 114,000 | 740 | 16,938 | 242.4 | 3,801 | 172 | 755 |
| Wisconsin | | | | | | | | | | | | | | | |
| Badger AAP | | Army Active | Baraboo | 1,312 | 3,839,460 | 0 | 0 | 0 | 0 | 7,378 | 7,384 | 1,245.3 | 0 | 0 | 54 |
| Denis J. Murphy USARC/AMSA/OMS | | Army Reserve | Green Bay | 2 | 58,023 | 0 | 0 | 0 | 0 | 15 | 15 | 13.7 | 146 | 16 | 0 |
| Fort McCoy | R | Army Reserve | Sparta | 1,279 | 5,926,447 | 82 | 163,672 | 2 | 76,730 | 59,750 | 128,260 | 1,752.5 | 1,367 | 1,147 | 1,628 |
| W. Silver Spring Complex | | Army Reserve | Milwaukee | 24 | 322,414 | 0 | 0 | 0 | 0 | 127 | 127 | 74.6 | 1,315 | 39 | 18 |
| ** OTHER SITE(S): 31 | | | | 44 | 353,542 | 12 | 97,072 | 0 | 0 | 3,265 | 3,328 | 103.9 | 2,433 | 66 | 5 |
| Wisconsin Total: | | | | 2,661 | 10,499,886 | 94 | 260,744 | 2 | 76,730 | 70,534 | 139,112 | 3,190.1 | 5,261 | 1,268 | 1,705 |
| Wyoming | | | | | | | | | | | | | | | |
| ** OTHER SITE(S): 6 | | | | 1 | 27,379 | 1 | 30,000 | 0 | 0 | 8,897 | 8,905 | 12.4 | 295 | 18 | 3 |
| Wyoming Total: | | | | 1 | 27,379 | 1 | 30,000 | 0 | 0 | 8,897 | 8,905 | 12.4 | 295 | 18 | 3 |
| US/US Territories Total: | | | | 91,330 | 649,661,709 | 2,365 | 15,409,995 | 37,137 | 136,464,346 | 11,924,015 | 17,860,935 | 211,342.6 | 755,998 | 163,952 | 288,981 |

* Sites having assets that are Federally funded (e.g., owned, lease, licence, permit) and State-owned interest.

** US Locations that do not meet criteria of at least ten (10) Acres AND at least \$10M PRV. US Territories and Non-US Locations that do not meet criteria of at least ten (10) Acres OR at least \$10M PRV.

DEPARTMENT OF DEFENSE - Army
Base Structure Report - As of 30 Sep 2006

| SITE | BRAC 2005 | COMPONENT | NAME NEAREST CITY | BUILDINGS | | | | | | ACRES OWNED | TOTAL ACRES | PRV (\$M) | MIL | CIV | OTHER |
|-----------------------------|--------------|-------------|-------------------------|-----------|----------------|-----------|----------------|------------|------------------|----------------|----------------|--------------|--------------|------------|--------------|
| | | | | OWNED | | LEASED | | OTHER | | | | | | | |
| | | | | COUNT | SQFT | COUNT | SQFT | COUNT | SQFT | | | | | | |
| Belgium | | | | | | | | | | | | | | | |
| Brussels | | Army Active | Brussels | 0 | 0 | 15 | 201,347 | 0 | 0 | | | 44.3 | 85 | 103 | 625 |
| Chateau Gendebien | | Army Active | Mons | 1 | 354 | 1 | 4,453 | 4 | 21,842 | 0 | 20 | 4.9 | 28 | 0 | 4 |
| Chievres Airbase | | Army Active | Ath | 43 | 232,553 | 0 | 0 | 48 | 366,366 | 0 | 1,012 | 271.1 | 53 | 15 | 344 |
| Daumerie Caserne | | Army Active | Ath | 4 | 1,812 | 0 | 0 | 30 | 244,322 | 0 | 26 | 64.8 | 183 | 152 | 183 |
| Mons | | Army Active | Mons | 1 | 7,112 | 23 | 432,067 | 0 | 0 | | | 53.3 | 0 | 0 | 0 |
| SHAPE Headquarters | | Army Active | Mons | 3 | 38,846 | 0 | 0 | 37 | 511,083 | | | 122.0 | 776 | 142 | 327 |
| Sterrebeek Dependent School | | Army Active | Sterrebeek | 10 | 88,436 | 0 | 0 | 0 | 0 | 16 | 16 | 26.2 | 12 | 4 | 132 |
| ** OTHER SITE(S): 3 | | | | 1 | 151 | 7 | 15,522 | 6 | 9,757 | 0 | 6 | 4.0 | 90 | 0 | 2 |
| Belgium Total: | | | | 63 | 369,264 | 46 | 653,389 | 125 | 1,153,370 | 16 | 1,079 | 590.6 | 1,227 | 416 | 1,617 |
| Germany | | | | | | | | | | | | | | | |
| AG Pub and Tng Aids Ctr | | Army Active | Frankfurt On Main | 0 | 0 | 0 | 0 | 6 | 358,848 | 0 | 10 | 63.3 | 0 | 2 | 17 |
| Alvin York VII Fam Hsg | | Army Active | Bad Nauheim | 23 | 666,163 | 0 | 0 | 0 | 0 | 0 | 23 | 99.5 | 0 | 0 | 19 |
| Amberg Fam Hsg | | Army Active | Amberg | 1 | 268 | 0 | 0 | 9 | 263,238 | 0 | 8 | 32.4 | 0 | 0 | 0 |
| Amelia Earhart Hotel | | Army Active | Wiesbaden | 1 | 155 | 0 | 0 | 1 | 216,207 | 0 | 6 | 54.0 | 9 | 299 | 159 |
| American Arms Hotel | | Army Active | Wiesbaden | 0 | 0 | 0 | 0 | 4 | 292,126 | 0 | 5 | 74.1 | 12 | 2 | 396 |
| Anderson Barracks | | Army Active | Dexheim | 35 | 163,889 | 0 | 0 | 20 | 230,760 | 0 | 105 | 146.5 | 904 | 2 | 107 |
| Ansbach Leased | | Army Active | Ansbach | 0 | 0 | 90 | 422,847 | 0 | 0 | 0 | 7 | 49.0 | 0 | 0 | 0 |
| Argonner Kaserne | | Army Active | Hanau | 7 | 140,886 | 0 | 0 | 27 | 659,157 | 0 | 51 | 150.1 | 36 | 228 | 268 |
| Armstrong Barracks | | Army Active | Buedingen | 10 | 28,230 | 0 | 0 | 29 | 451,031 | 0 | 59 | 148.4 | 637 | 4 | 79 |
| Armstrong Village Fam Hsg | | Army Active | Buedingen | 4 | 9,252 | 0 | 0 | 14 | 362,555 | 0 | 16 | 55.2 | 0 | 0 | 29 |
| Artillery Kaserne | | Army Active | Garmisch | 25 | 5,218 | 0 | 0 | 35 | 506,672 | 0 | 37 | 128.0 | 50 | 31 | 612 |
| Aschaffenburg Fam Hsg | | Army Active | Aschaffenburg | 0 | 0 | 0 | 0 | 18 | 429,039 | 0 | 38 | 55.4 | 1 | 0 | 0 |
| Aschaffenburg Tng Areas 8 | | Army Active | Aschaffenburg | 11 | 18,192 | 0 | 0 | 22 | 34,167 | 0 | 3,456 | 20.8 | 0 | 0 | 0 |
| Askren Manor Fam Hsg | | Army Active | Schweinfurt | 16 | 30,065 | 0 | 0 | 59 | 1,473,853 | 0 | 73 | 246.4 | 0 | 0 | 169 |
| Aukamm Hsg Area | | Army Active | Wiesbaden | 3 | 50,267 | 0 | 0 | 111 | 1,283,045 | 0 | 93 | 230.5 | 0 | 0 | 25 |
| Babenhausen Family Housing | | Army Active | Babenhausen | 70 | 168,525 | 0 | 0 | 22 | 572,836 | 0 | 40 | 106.0 | 0 | 0 | 0 |
| Babenhausen Kaserne | | Army Active | Babenhausen | 36 | 360,560 | 0 | 0 | 69 | 674,728 | 0 | 327 | 274.7 | 298 | 33 | 85 |
| Bamberg | | Army Active | Bamberg | 0 | 0 | 172 | 674,347 | 0 | 0 | 0 | 26 | 77.8 | 0 | 0 | 0 |
| Bamberg Airfield | | Army Active | Bamberg | 3 | 9,800 | 0 | 0 | 5 | 6,544 | 0 | 220 | 13.1 | 0 | 0 | 0 |

* Sites having assets that are Federally funded (e.g., owned, lease, licence, permit) and State-owned interest.

** US Locations that do not meet criteria of at least ten (10) Acres AND at least \$10M PRV. US Territories and Non-US Locations that do not meet criteria of at least ten (10) Acres OR at least \$10M PRV.

DEPARTMENT OF DEFENSE - Army
Base Structure Report - As of 30 Sep 2006

| SITE | BRAC 2005 | COMPONENT | NAME NEAREST CITY | BUILDINGS | | | | | | ACRES OWNED | TOTAL ACRES | PRV (\$M) | MIL | CIV | OTHER |
|-------------------------------|--------------|-------------|-------------------------|-----------|---------|--------|---------|-------|-----------|----------------|----------------|-----------|-------|-----|-------|
| | | | | OWNED | | LEASED | | OTHER | | | | | | | |
| | | | | COUNT | SQFT | COUNT | SQFT | COUNT | SQFT | | | | | | |
| Bamberg Stor & Range Area | | Army Active | Bamberg | 20 | 14,211 | 0 | 0 | 35 | 142,769 | 0 | 171 | 49.1 | 68 | 0 | 0 |
| Barton Barracks | | Army Active | Ansbach | 7 | 64,282 | 0 | 0 | 28 | 408,013 | 0 | 33 | 134.4 | 93 | 155 | 337 |
| Baumholder | | Army Active | Baumholder | 0 | 0 | 90 | 490,077 | 0 | 0 | 0 | 0 | 57.4 | 22 | 0 | 0 |
| Baumholder Airfield | | Army Active | Baumholder | 3 | 10,412 | 0 | 0 | 1 | 1,590 | 0 | 47 | 8.9 | 0 | 2 | 4 |
| Baumholder Fam Hsg | | Army Active | Baumholder | 13 | 23,946 | 0 | 0 | 68 | 2,254,615 | 0 | 95 | 337.2 | 5 | 0 | 116 |
| Baumholder Hospital | | Army Active | Baumholder | 3 | 26,735 | 0 | 0 | 12 | 187,344 | 0 | 13 | 63.0 | 55 | 18 | 55 |
| Baumholder Qm Area | | Army Active | Baumholder | 16 | 36,924 | 0 | 0 | 28 | 359,303 | 0 | 60 | 77.9 | 0 | 0 | 21 |
| Benjamin Franklin Vil Fam Hsg | | Army Active | Mannheim | 37 | 190,204 | 0 | 0 | 184 | 4,388,163 | 0 | 217 | 716.1 | 69 | 101 | 686 |
| Bensheim Maint and Supply Fac | | Army Active | Bensheim | 0 | 0 | 0 | 0 | 1 | 82,844 | 0 | 8 | 12.8 | 0 | 1 | 28 |
| Bleidorn Fam Hsg | | Army Active | Ansbach | 7 | 35,817 | 0 | 0 | 27 | 699,464 | 0 | 34 | 117.2 | 0 | 5 | 2 |
| Boeblingen Fam Hsg | | Army Active | Stuttgart | 4 | 14,077 | 0 | 0 | 22 | 515,887 | 1 | 22 | 87.0 | 0 | 0 | 42 |
| Boeblingen Range | | Army Active | Stuttgart | 1 | 2,202 | 0 | 0 | 6 | 6,545 | 0 | 18 | 8.1 | 0 | 1 | 4 |
| Boeblingen Tng Area | | Army Active | Stuttgart | 9 | 9,353 | 0 | 0 | 40 | 34,008 | 0 | 1,443 | 28.7 | 7 | 3 | 1 |
| Breitenau Skeet Range | | Army Active | Garmisch | 0 | 0 | 0 | 0 | 1 | 4,439 | 0 | 50 | 0.8 | 0 | 0 | 0 |
| Breitenwald Tng Area | | Army Active | Landstuhl | 6 | 6,634 | 0 | 0 | 2 | 1,045 | 0 | 127 | 2.8 | 0 | 3 | 0 |
| Bremerhaven | | Army Active | Bremerhaven | 7 | 51,785 | 0 | 0 | 0 | 0 | | | 11.7 | 7 | 3 | 34 |
| Buedingen Ammo Area | | Army Active | Buedingen | 10 | 26,847 | 0 | 0 | 0 | 0 | 0 | 10 | 30.0 | 0 | 0 | 0 |
| Buedingen Army Helipoint | | Army Active | Buedingen | 6 | 17,789 | 0 | 0 | 0 | 0 | 0 | 29 | 21.7 | 0 | 0 | 0 |
| Butzbach Tng Area & Range | | Army Active | Butzbach | 5 | 3,535 | 0 | 0 | 0 | 0 | 0 | 160 | 9.1 | 0 | 0 | 1 |
| Cambrai Fritsch Kaserne | | Army Active | Darmstadt | 17 | 23,262 | 0 | 0 | 43 | 966,638 | 0 | 66 | 260.1 | 707 | 143 | 274 |
| Camp Oppenheim Tng Area | | Army Active | Oppenheim | | | | | | | 0 | 132 | 0.3 | 0 | 0 | 0 |
| Campbell Barracks | | Army Active | Heidelberg | 20 | 55,694 | 0 | 0 | 29 | 878,643 | 0 | 42 | 281.7 | 1,205 | 487 | 453 |
| Campo Pond Tng Area | | Army Active | Hanau | 18 | 20,194 | 0 | 0 | 1 | 153 | 0 | 249 | 11.8 | 0 | 4 | 3 |
| Cardwell Village Fam Hsg | | Army Active | Hanau | 0 | 0 | 0 | 0 | 15 | 267,994 | 0 | 10 | 45.3 | 0 | 0 | 0 |
| Coleman Barracks | | Army Active | Mannheim | 73 | 344,607 | 0 | 0 | 146 | 1,665,763 | 0 | 554 | 652.1 | 1,301 | 131 | 543 |
| Coleman Village Fam Hsg | | Army Active | Gelnhausen | 7 | 77,276 | 0 | 0 | 22 | 828,063 | 0 | 31 | 139.3 | 0 | 0 | 22 |
| Conn Barracks | | Army Active | Schweinfurt | 183 | 720,125 | 1 | 12,804 | 47 | 1,307,086 | 0 | 502 | 582.4 | 2,480 | 20 | 226 |
| Crestview Hsg Area | | Army Active | Wiesbaden | 0 | 0 | 0 | 0 | 64 | 1,106,432 | 0 | 33 | 148.5 | 0 | 0 | 0 |
| Daenner Kaserne | | Army Active | Kaiserlautern | 21 | 34,549 | 0 | 0 | 16 | 373,795 | 0 | 24 | 98.7 | 185 | 130 | 427 |
| Daley Village Fam Hsg | | Army Active | Bad Kissingen | 1 | 7,402 | 0 | 0 | 17 | 429,609 | 0 | 23 | 62.7 | 0 | 0 | 0 |
| Darmstadt Training Center | | Army Active | Darmstadt | 15 | 58,355 | 0 | 0 | 5 | 43,897 | 0 | 125 | 35.1 | 430 | 81 | 129 |

* Sites having assets that are Federally funded (e.g., owned, lease, licence, permit) and State-owned interest.

** US Locations that do not meet criteria of at least ten (10) Acres AND at least \$10M PRV. US Territories and Non-US Locations that do not meet criteria of at least ten (10) Acres OR at least \$10M PRV.

DEPARTMENT OF DEFENSE - Army
Base Structure Report - As of 30 Sep 2006

| SITE | BRAC 2005 | COMPONENT | NAME NEAREST CITY | BUILDINGS | | | | | | ACRES OWNED | TOTAL ACRES | PRV (\$M) | MIL | CIV | OTHER |
|-------------------------------|--------------|-------------|-------------------------|-----------|-----------|--------|-----------|-------|-----------|----------------|----------------|-----------|-------|-----|-------|
| | | | | OWNED | | LEASED | | OTHER | | | | | | | |
| | | | | COUNT | SQFT | COUNT | SQFT | COUNT | SQFT | | | | | | |
| Dautphe Boy Scout Camp | | Army Active | Dautphe | 18 | 4,339 | 0 | 0 | 12 | 12,933 | 0 | 182 | 8.9 | 0 | 0 | 0 |
| Dexheim Fam Hsg | | Army Active | Dexheim | 41 | 197,054 | 0 | 0 | 14 | 266,085 | 0 | 32 | 81.3 | 0 | 0 | 0 |
| Dexheim Missile Fac | | Army Active | Dexheim | 20 | 17,252 | 0 | 0 | 26 | 228,873 | 0 | 40 | 88.0 | 0 | 0 | 0 |
| East Camp Grafenwoehr | | Army Active | Hof | 407 | 838,265 | 0 | 0 | 622 | 3,666,779 | 0 | 2,698 | 1,303.7 | 1,806 | 270 | 1,034 |
| Echterdingen Airfield | | Army Active | Stuttgart | 11 | 24,734 | 0 | 0 | 16 | 161,505 | 0 | 54 | 70.8 | 50 | 15 | 66 |
| Edingen Radio Receiver Fac | | Army Active | Heidelberg | 1 | 155 | 0 | 0 | 1 | 3,101 | 0 | 45 | 1.8 | 2 | 0 | 0 |
| Egelsbach Transmitter Fac | | Army Active | Langen | 1 | 2,299 | 0 | 0 | 5 | 6,762 | 0 | 76 | 4.4 | 0 | 0 | 0 |
| Ernst Ludwig Kaserne | | Army Active | Darmstadt | 1 | 2,870 | 0 | 0 | 2 | 30,287 | 0 | 13 | 12.1 | 0 | 1 | 0 |
| Finthen Airfield | | Army Active | Mainz | 18 | 11,662 | 0 | 0 | 1 | 855 | 0 | 108 | 8.5 | 0 | 0 | 0 |
| Fintherlandstr Fam Hsg | | Army Active | Mainz | 0 | 0 | 0 | 0 | 18 | 190,855 | 0 | 9 | 25.7 | 0 | 0 | 0 |
| Fliegerhorst Airfield Kaserne | | Army Active | Hanau | 50 | 269,215 | 0 | 0 | 94 | 1,794,852 | 0 | 623 | 610.6 | 352 | 16 | 26 |
| Flynn Fam Hsg & Tng Areas | | Army Active | Bamberg | 95 | 249,098 | 0 | 0 | 61 | 1,392,397 | 0 | 2,619 | 292.3 | 0 | 0 | 108 |
| Freihoelser Tng Area | | Army Active | Amberg | 10 | 11,245 | 0 | 0 | 0 | 0 | 0 | 339 | 12.4 | 0 | 0 | 0 |
| Friedberg Tng & Stor Area | | Army Active | Friedberg | 14 | 23,736 | 0 | 0 | 0 | 0 | 0 | 9,293 | 28.3 | 22 | 0 | 0 |
| Friedrichsfeld QM Service Ctr | | Army Active | Mannheim | 12 | 5,140 | 0 | 0 | 6 | 228,300 | 0 | 39 | 57.6 | 1 | 26 | 144 |
| Friedrichsfeld Stor Area | | Army Active | Mannheim | 2 | 276 | 0 | 0 | 3 | 61,178 | 0 | 17 | 10.2 | 0 | 5 | 20 |
| Funari Barracks | | Army Active | Mannheim | 9 | 35,377 | 0 | 0 | 18 | 322,274 | 0 | 27 | 91.3 | 170 | 243 | 249 |
| Garmisch Fam Hsg | | Army Active | Garmisch | 5 | 2,448 | 0 | 0 | 20 | 342,798 | 0 | 83 | 64.9 | 0 | 0 | 106 |
| Garmisch Golf Course | | Army Active | Garmisch | 8 | 8,141 | 0 | 0 | 1 | 3,321 | 0 | 72 | 8.1 | 0 | 0 | 0 |
| General Abrams Hotel and Disp | | Army Active | Garmisch | 0 | 0 | 0 | 0 | 11 | 217,831 | 0 | 11 | 56.1 | 0 | 0 | 0 |
| General Patton Hotel | | Army Active | Garmisch | 0 | 0 | 0 | 0 | 1 | 67,190 | 0 | 2 | 17.1 | 0 | 0 | 0 |
| George C Marshall Vil Fam Hsg | | Army Active | Giessen | 5 | 1,751 | 0 | 0 | 32 | 785,762 | 0 | 42 | 115.8 | 0 | 0 | 0 |
| Germersheim Army Depot | | Army Active | Germersheim | 123 | 1,435,582 | 0 | 0 | 22 | 464,016 | 0 | 454 | 474.6 | 10 | 2 | 600 |
| Giebelstadt Army Airfield | | Army Active | Geibelstadt | 47 | 459,664 | 0 | 0 | 44 | 506,195 | 0 | 635 | 328.4 | 192 | 14 | 96 |
| Giessen | | Army Active | Giessen | 0 | 0 | 2 | 96,339 | 0 | 0 | 0 | 24.5 | 0 | 0 | 0 | |
| Giessen Community Facilities | | Army Active | Giessen | 9 | 71,154 | 0 | 0 | 1 | 3,756 | 0 | 18 | 21.1 | 0 | 0 | 60 |
| Giessen General Depot | | Army Active | Giessen | 93 | 779,333 | 0 | 0 | 111 | 2,404,544 | 0 | 541 | 693.6 | 1,311 | 220 | 926 |
| Grafenwoehr | | Army Active | Grafenwoehr | 0 | 0 | 452 | 1,461,696 | 0 | 0 | 0 | 42 | 157.3 | 17 | 0 | 0 |
| Grafenwoehr Tng Area | | Army Active | Grafenwoehr | 566 | 375,120 | 0 | 0 | 12 | 11,852 | 0 | 51,676 | 606.7 | 587 | 0 | 1 |
| Griesheim Airfield | | Army Active | Darmstadt | 26 | 47,291 | 0 | 0 | 21 | 252,491 | 0 | 73 | 71.8 | 11 | 0 | 155 |
| Grossauheim Kaserne | | Army Active | Gross Auheim | 11 | 119,095 | 0 | 0 | 35 | 814,781 | 0 | 45 | 230.2 | 122 | 1 | 155 |

* Sites having assets that are Federally funded (e.g., owned, lease, licence, permit) and State-owned interest.

** US Locations that do not meet criteria of at least ten (10) Acres AND at least \$10M PRV. US Territories and Non-US Locations that do not meet criteria of at least ten (10) Acres OR at least \$10M PRV.

DEPARTMENT OF DEFENSE - Army
Base Structure Report - As of 30 Sep 2006

| SITE | BRAC 2005 | COMPONENT | NAME NEAREST CITY | BUILDINGS | | | | | | ACRES OWNED | TOTAL ACRES | PRV (\$M) | MIL | CIV | OTHER |
|--------------------------------|--------------|-------------|-------------------------|-----------|-----------|--------|-----------|-------|-----------|----------------|----------------|-----------|-------|-----|-------|
| | | | | OWNED | | LEASED | | OTHER | | | | | | | |
| | | | | COUNT | SQFT | COUNT | SQFT | COUNT | SQFT | | | | | | |
| Gruenstadt AAFES Fac | | Army Active | Gruenstadt | 9 | 50,006 | 0 | 0 | 13 | 422,993 | 0 | 18 | 124.0 | 0 | 0 | 351 |
| Gruenstadt Comm Sta | | Army Active | Gruenstadt | 1 | 533 | 0 | 0 | 1 | 90 | 0 | 65 | 6.8 | 0 | 0 | 0 |
| Hainerberg Hsg and Shop Ctr | | Army Active | Wiesbaden | 20 | 91,008 | 0 | 0 | 99 | 2,521,908 | 0 | 165 | 412.9 | 0 | 0 | 708 |
| Hammonds Barracks | | Army Active | Heidelberg | 1 | 229 | 0 | 0 | 9 | 255,408 | 0 | 17 | 72.2 | 20 | 223 | 203 |
| Harvey Barracks | | Army Active | Kitzingen | 69 | 616,174 | 0 | 0 | 87 | 1,006,691 | 0 | 592 | 484.0 | 190 | 183 | 454 |
| Hausberg Ski Area | | Army Active | Garmisch | 2 | 8,461 | 0 | 0 | 0 | 0 | 17 | 30 | 1.0 | 0 | 0 | 0 |
| Heidelberg | | Army Active | Heidelberg | 0 | 0 | 91 | 234,815 | 0 | 0 | | | 28.2 | 74 | 2 | 0 |
| Heidelberg Army Heliport | | Army Active | Heidelberg | 11 | 17,082 | 0 | 0 | 8 | 49,551 | 0 | 45 | 44.6 | 21 | 1 | 57 |
| Heidelberg Community Sup Ctr | | Army Active | Heidelberg | 22 | 57,592 | 0 | 0 | 13 | 364,974 | 0 | 27 | 98.4 | 25 | 52 | 618 |
| Heidelberg Golf Course | | Army Active | Heidelberg | 12 | 17,727 | 0 | 0 | 0 | 0 | 0 | 125 | 18.9 | 0 | 0 | 33 |
| Heidelberg Hospital | | Army Active | Heidelberg | 5 | 1,737 | 0 | 0 | 24 | 515,664 | 0 | 23 | 203.6 | 685 | 184 | 187 |
| Hill 365 Radio Relay Fac | | Army Active | Kaiserlautern | 4 | 814 | 0 | 0 | 1 | 3,948 | 0 | 17 | 2.6 | 0 | 0 | 0 |
| Hohe Warte LTA | | Army Active | Giessen | 7 | 7,676 | 0 | 0 | 0 | 0 | 0 | 166 | 7.8 | 0 | 0 | 0 |
| Hohenfels | | Army Active | Hohenfels | 0 | 0 | 577 | 1,363,991 | 0 | 0 | 0 | 1 | 150.0 | 7 | 1 | 0 |
| Hohenfels Tng Area | | Army Active | Hohenfels | 648 | 1,486,939 | 1 | 151 | 365 | 1,792,454 | 0 | 40,024 | 1,158.5 | 1,294 | 208 | 1,163 |
| Hommertshausen Girl Scout Camp | | Army Active | Hommertshausen | 22 | 10,478 | 0 | 0 | 0 | 0 | 0 | 84 | 4.4 | 0 | 0 | 0 |
| Hoppstaedten Waterworks | | Army Active | Baumholder | 2 | 3,085 | 0 | 0 | 2 | 21,854 | 0 | 22 | 34.6 | 0 | 0 | 0 |
| Husterhoeh Kaserne | | Army Active | Pirmasens | 42 | 514,543 | 0 | 0 | 28 | 647,366 | 0 | 126 | 213.0 | 37 | 24 | 476 |
| Hutier Kaserne | | Army Active | Hanau | 9 | 158,920 | 0 | 0 | 14 | 352,345 | 0 | 55 | 168.0 | 172 | 0 | 39 |
| Idar Oberstein Fam Hsg | | Army Active | Idar Oberstein | 4 | 363 | 0 | 0 | 15 | 446,248 | 0 | 27 | 58.4 | 0 | 0 | 0 |
| Illesheim Leased | | Army Active | Illesheim | 0 | 0 | 80 | 207,373 | 0 | 0 | 0 | 2 | 24.1 | 7 | 0 | 0 |
| Jefferson Village Fam Hsg | | Army Active | Darmstadt | 6 | 582 | 0 | 0 | 12 | 354,331 | 0 | 23 | 70.5 | 47 | 17 | 55 |
| John F Dulles Village Fam Hsg | | Army Active | Giessen | 3 | 4,073 | 0 | 0 | 15 | 419,853 | 0 | 22 | 63.9 | 0 | 0 | 0 |
| Kaiserslautern | | Army Active | Kaiserslautern | 1 | 44,485 | 0 | 0 | 3 | 6,801 | 0 | 465 | 20.1 | 0 | 0 | 0 |
| Kaiserslautern Army Depot | | Army Active | Kaiserslautern | 101 | 727,735 | 0 | 0 | 69 | 956,761 | 0 | 635 | 395.9 | 11 | 35 | 791 |
| Kaiserslautern Equip Spt Ctr | | Army Active | Kaiserslautern | 23 | 37,112 | 0 | 0 | 21 | 233,175 | 0 | 51 | 57.4 | 11 | 20 | 132 |
| Kastel Hsg Area | | Army Active | Wiesbaden | 5 | 16,133 | 0 | 0 | 12 | 374,067 | 0 | 28 | 74.4 | 0 | 0 | 0 |
| Katterbach Kaserne | | Army Active | Ansbach | 44 | 187,552 | 0 | 0 | 107 | 2,547,674 | 1 | 425 | 712.1 | 1,728 | 33 | 434 |
| Kefurt & Craig Village Fam Hsg | | Army Active | Stuttgart | 0 | 0 | 0 | 0 | 41 | 1,047,887 | 0 | 38 | 151.1 | 0 | 0 | 17 |
| Kelley Barracks-Gerge44E | | Army Active | Darmstadt | 28 | 257,047 | 0 | 0 | 16 | 387,192 | 0 | 119 | 177.9 | 800 | 5 | 26 |
| Kelley Barracks-Gerge44F | | Army Active | Stuttgart | 44 | 96,768 | 0 | 0 | 29 | 708,885 | 6 | 72 | 201.7 | 32 | 220 | 406 |

* Sites having assets that are Federally funded (e.g., owned, lease, licence, permit) and State-owned interest.

** US Locations that do not meet criteria of at least ten (10) Acres AND at least \$10M PRV. US Territories and Non-US Locations that do not meet criteria of at least ten (10) Acres OR at least \$10M PRV.

DEPARTMENT OF DEFENSE - Army
Base Structure Report - As of 30 Sep 2006

| SITE | BRAC 2005 | COMPONENT | NAME NEAREST CITY | BUILDINGS | | | | | | ACRES OWNED | TOTAL ACRES | PRV (\$M) | MIL | CIV | OTHER |
|-----------------------------|--------------|-------------|-------------------------|-----------|---------|--------|-----------|-------|-----------|----------------|----------------|-----------|-------|-----|-------|
| | | | | OWNED | | LEASED | | OTHER | | | | | | | |
| | | | | COUNT | SQFT | COUNT | SQFT | COUNT | SQFT | | | | | | |
| Kilbourne Kaserne | | Army Active | Heidelberg | 8 | 10,576 | 0 | 0 | 17 | 86,715 | 0 | 13 | 32.0 | 154 | 103 | 11 |
| Kitzingen | | Army Active | Kitzingen | 0 | 0 | 165 | 630,253 | 1 | 2,907 | | | 72.9 | 0 | 0 | 0 |
| Kitzingen Family Housing | | Army Active | Kitzingen | 55 | 279,411 | 0 | 0 | 36 | 1,081,268 | 0 | 80 | 233.2 | 0 | 0 | 0 |
| Kitzingen Tng Areas | | Army Active | Kitzingen | 1 | 4,951 | 0 | 0 | 25 | 40,909 | 0 | 2,827 | 19.2 | 0 | 0 | 0 |
| Kleber Kaserne | | Army Active | Kaiserlautern | 47 | 279,514 | 0 | 0 | 32 | 816,440 | 0 | 77 | 294.7 | 640 | 172 | 736 |
| Kornwestheim Golf Course | | Army Active | Stuttgart | 4 | 21,936 | 0 | 0 | 1 | 435 | 0 | 320 | 13.9 | 0 | 0 | 28 |
| Lampertheim Tng Area | | Army Active | Lampertheim | 4 | 722 | 0 | 0 | 1 | 864 | 0 | 4,128 | 24.4 | 0 | 0 | 0 |
| Landstuhl Heliport | | Army Active | Landstuhl | 31 | 80,711 | 0 | 0 | 0 | 0 | 0 | 113 | 48.3 | 182 | 23 | 32 |
| Landstuhl Hospital | | Army Active | Landstuhl | 71 | 224,188 | 0 | 0 | 70 | 1,187,000 | 0 | 165 | 517.3 | 824 | 321 | 552 |
| Langen Terrace Fam Hsg Area | | Army Active | Langen | 11 | 15,195 | 0 | 0 | 15 | 285,521 | 0 | 16 | 45.2 | 0 | 3 | 0 |
| Larson Barracks | | Army Active | Kitzingen | 69 | 627,015 | 0 | 0 | 48 | 926,659 | 0 | 654 | 455.1 | 234 | 0 | 65 |
| Leased Housing Wuerzburg | | Army Active | Wuerzburg | 0 | 0 | 130 | 1,221,377 | 0 | 0 | 0 | 2 | 139.8 | 41 | 0 | 0 |
| Leased Hsg Giebelstadt | | Army Active | Geibelstadt | 0 | 0 | 113 | 551,529 | 0 | 0 | 0 | 0 | 63.1 | 10 | 0 | 0 |
| Ledward Barracks | | Army Active | Schweinfurt | 146 | 249,576 | 0 | 0 | 54 | 1,384,380 | 0 | 161 | 433.0 | 1,888 | 117 | 750 |
| Lincoln Village Fam Hsg | | Army Active | Darmstadt | 47 | 141,501 | 0 | 0 | 41 | 1,243,547 | 0 | 64 | 217.1 | 0 | 13 | 119 |
| Mainz | | Army Active | Mainz | 0 | 0 | 1 | 1,967 | 2 | 11,270 | 0 | 169 | 1.8 | 2 | 0 | 4 |
| Mainz-Kastel Station | | Army Active | Wiesbaden | 9 | 26,639 | 0 | 0 | 28 | 755,662 | 0 | 58 | 164.6 | 101 | 22 | 659 |
| Mannheim Class III Point | | Army Active | Mannheim | 6 | 13,526 | 0 | 0 | 6 | 14,125 | 0 | 28 | 1,257.0 | 0 | 0 | 7 |
| Mark Twain Village Fam Hsg | | Army Active | Heidelberg | 9 | 28,701 | 0 | 0 | 69 | 2,038,192 | 0 | 75 | 386.4 | 197 | 287 | 419 |
| McArthur Place Fam Hsg | | Army Active | Friedberg | 1 | 2,294 | 0 | 0 | 14 | 190,881 | 0 | 10 | 30.2 | 0 | 0 | 0 |
| McCully Barracks | | Army Active | Mainz | 21 | 251,198 | 0 | 0 | 38 | 360,518 | 0 | 74 | 182.9 | 488 | 5 | 20 |
| Messel Small Arms Range | | Army Active | Darmstadt | 6 | 5,754 | 0 | 0 | 2 | 752 | 0 | 52 | 8.5 | 0 | 0 | 0 |
| Miesau Ammo Depot | | Army Active | Miesau | 126 | 839,926 | 0 | 0 | 511 | 1,565,872 | 0 | 2,326 | 720.3 | 523 | 15 | 223 |
| Moehringen Fam Hsg | | Army Active | Stuttgart | 0 | 0 | 0 | 0 | 31 | 390,307 | 0 | 32 | 50.9 | 0 | 0 | 1 |
| Nathan Hale QM Area | | Army Active | Darmstadt | 18 | 58,407 | 0 | 0 | 27 | 392,421 | 0 | 39 | 96.2 | 174 | 32 | 352 |
| Neubruেকে | | Army Active | Neubruেকে | 0 | 0 | 39 | 122,978 | 0 | 0 | | | 14.3 | 0 | 0 | 0 |
| Neubruেকে Hospital | | Army Active | Baumholder | 7 | 32,874 | 0 | 0 | 20 | 297,814 | 0 | 55 | 101.1 | 0 | 0 | 28 |
| New Argonner Fam Hsg | | Army Active | Hanau | 12 | 243,467 | 0 | 0 | 44 | 633,587 | 0 | 85 | 171.3 | 68 | 35 | 102 |
| Oberammergau NATO School | | Army Active | Garmisch | 3 | 1,827 | 0 | 0 | 4 | 43,010 | | | 12.2 | 15 | 5 | 387 |
| Oberdachstetten Tng Area | | Army Active | Ansbach | 19 | 19,539 | 0 | 0 | 49 | 137,455 | 0 | 799 | 66.5 | 0 | 0 | 0 |
| Oftersheim Small Arms Range | | Army Active | Heidelberg | 5 | 3,707 | 0 | 0 | 3 | 9,551 | 0 | 35 | 7.9 | 0 | 2 | 4 |

* Sites having assets that are Federally funded (e.g., owned, lease, licence, permit) and State-owned interest.

** US Locations that do not meet criteria of at least ten (10) Acres AND at least \$10M PRV. US Territories and Non-US Locations that do not meet criteria of at least ten (10) Acres OR at least \$10M PRV.

DEPARTMENT OF DEFENSE - Army
Base Structure Report - As of 30 Sep 2006

| SITE | BRAC 2005 | COMPONENT | NAME NEAREST CITY | BUILDINGS | | | | | | ACRES OWNED | TOTAL ACRES | PRV (\$M) | MIL | CIV | OTHER |
|-------------------------------|--------------|-------------|-------------------------|-----------|-----------|--------|-----------|-------|-----------|----------------|----------------|-----------|-------|-----|-------|
| | | | | OWNED | | LEASED | | OTHER | | | | | | | |
| | | | | COUNT | SQFT | COUNT | SQFT | COUNT | SQFT | | | | | | |
| Panzer Kaserne-Gerge642 | | Army Active | Kaiserlautern | 1 | 334 | 0 | 0 | 10 | 303,644 | 0 | 19 | 86.2 | 382 | 155 | 175 |
| Panzer Kaserne-Gerge643 | | Army Active | Stuttgart | 24 | 93,830 | 0 | 0 | 39 | 1,074,148 | 2 | 90 | 308.8 | 682 | 24 | 247 |
| Patch Barracks | | Army Active | Stuttgart | 51 | 329,455 | 0 | 0 | 41 | 1,202,953 | 1 | 110 | 415.8 | 581 | 292 | 1,648 |
| Patrick Henry Village Fam Hsg | | Army Active | Heidelberg | 53 | 426,812 | 0 | 0 | 192 | 2,950,854 | 0 | 250 | 654.7 | 29 | 30 | 712 |
| Patton Barracks | | Army Active | Heidelberg | 30 | 85,724 | 0 | 0 | 27 | 654,447 | 0 | 37 | 202.6 | 397 | 261 | 156 |
| Pendleton Barracks | | Army Active | Giessen | 4 | 13,560 | 0 | 0 | 4 | 113,203 | 0 | 38 | 37.8 | 10 | 14 | 88 |
| Pfeffelbach Waterworks | | Army Active | Baumholder | 1 | 78 | 0 | 0 | 2 | 16,896 | 0 | 57 | 29.1 | 0 | 0 | 0 |
| Pioneer Kaserne | | Army Active | Hanau | 17 | 36,678 | 0 | 0 | 52 | 1,071,006 | 0 | 95 | 296.1 | 564 | 132 | 247 |
| Pioneer Village Fam Hsg | | Army Active | Hanau | 3 | 78,781 | 0 | 0 | 48 | 1,451,483 | 0 | 61 | 245.6 | 0 | 0 | 14 |
| Pond Barracks | | Army Active | Amberg | 4 | 37,568 | 0 | 0 | 0 | 0 | 0 | 22 | 13.6 | 0 | 0 | 0 |
| Pulaski Barracks | | Army Active | Kaiserlautern | 33 | 65,711 | 0 | 0 | 37 | 226,181 | 0 | 131 | 92.1 | 163 | 25 | 244 |
| Ray Barracks | | Army Active | Friedberg | 103 | 715,208 | 0 | 0 | 64 | 863,458 | 0 | 188 | 437.9 | 2,355 | 45 | 124 |
| Rheinblick Rec Annex | | Army Active | Wiesbaden | 1 | 35 | 0 | 0 | 2 | 14,052 | 0 | 172 | 11.0 | 0 | 0 | 39 |
| Rhine Ordnance Barracks | | Army Active | Kaiserlautern | 105 | 437,900 | 0 | 0 | 988 | 2,053,667 | 0 | 3,037 | 836.5 | 665 | 14 | 191 |
| Robinson Barracks | | Army Active | Stuttgart | 4 | 80,931 | 0 | 0 | 5 | 19,162 | 1 | 24 | 25.4 | 0 | 0 | 90 |
| Robinson-Grenadier Fam Hsg | | Army Active | Stuttgart | 8 | 1,679 | 0 | 0 | 63 | 1,504,096 | 0 | 135 | 228.9 | 0 | 6 | 14 |
| Roman Way Village Fam Hsg | | Army Active | Butzbach | 19 | 103,535 | 0 | 0 | 43 | 1,284,530 | 0 | 63 | 198.7 | 23 | 9 | 42 |
| Rottershausen Ammo Stor Area | | Army Active | Schweinfurt | 5 | 9,520 | 0 | 0 | 25 | 47,775 | 0 | 186 | 10.2 | 0 | 0 | 0 |
| Sambach AFN Fac | | Army Active | Sambach | 0 | 0 | 0 | 0 | 3 | 1,999 | 0 | 10 | 0.9 | 0 | 0 | 0 |
| Schweinfurt | | Army Active | Schweinfurt | 0 | 0 | 130 | 1,195,310 | 0 | 0 | | | 135.4 | 23 | 0 | 0 |
| Schweinfurt Tng Areas | | Army Active | Schweinfurt | 110 | 82,634 | 0 | 0 | 6 | 12,606 | 0 | 10,803 | 38.9 | 0 | 2 | 15 |
| Schwetzingen Training Area | | Army Active | Heidelberg | 1 | 343 | 0 | 0 | 0 | 0 | 0 | 277 | 0.9 | 0 | 0 | 0 |
| Sheridan Barracks | | Army Active | Garmisch | 3 | 301,799 | 0 | 0 | 11 | 401,133 | 0 | 29 | 150.3 | 0 | 5 | 126 |
| Shipton Kaserne | | Army Active | Ansbach | 33 | 36,226 | 0 | 0 | 39 | 317,012 | 0 | 386 | 111.2 | 0 | 2 | 8 |
| Smith Barracks | | Army Active | Baumholder | 178 | 642,766 | 0 | 0 | 203 | 3,130,266 | 0 | 1,018 | 1,139.2 | 4,197 | 301 | 1,094 |
| South Camp Vilseck | | Army Active | Vilseck | 875 | 4,527,033 | 0 | 0 | 138 | 1,334,661 | 0 | 2,193 | 1,396.0 | 3,712 | 255 | 1,585 |
| Spinelli Barracks | | Army Active | Mannheim | 35 | 25,078 | 0 | 0 | 70 | 1,483,598 | 0 | 198 | 323.7 | 458 | 50 | 195 |
| St Barbara Village Fam Hsg | | Army Active | Darmstadt | 21 | 6,868 | 1 | 1 | 21 | 82,351 | 0 | 11 | 16.2 | 0 | 0 | 0 |
| Stem Kaserne | | Army Active | Heidelberg | 3 | 12,184 | 0 | 0 | 12 | 60,479 | 0 | 10 | 24.5 | 21 | 12 | 61 |
| Steuben & Weicht Vil Fam Hsg | | Army Active | Stuttgart | 2 | 782 | 0 | 0 | 54 | 555,685 | 0 | 48 | 78.9 | 0 | 0 | 1 |
| Storck Barracks | | Army Active | Illesheim | 33 | 60,228 | 0 | 0 | 97 | 1,874,999 | 0 | 441 | 564.6 | 1,322 | 25 | 211 |

* Sites having assets that are Federally funded (e.g., owned, lease, licence, permit) and State-owned interest.

** US Locations that do not meet criteria of at least ten (10) Acres AND at least \$10M PRV. US Territories and Non-US Locations that do not meet criteria of at least ten (10) Acres OR at least \$10M PRV.

DEPARTMENT OF DEFENSE - Army
Base Structure Report - As of 30 Sep 2006

| SITE | BRAC 2005 | COMPONENT | NAME NEAREST CITY | BUILDINGS | | | | | | ACRES OWNED | TOTAL ACRES | PRV (\$M) | MIL | CIV | OTHER |
|-----------------------------------|--------------|-------------|-------------------------|--------------|-------------------|--------------|------------------|--------------|--------------------|----------------|----------------|-----------------|---------------|--------------|---------------|
| | | | | OWNED | | LEASED | | OTHER | | | | | | | |
| | | | | COUNT | SQFT | COUNT | SQFT | COUNT | SQFT | | | | | | |
| Strassburg Kaserne | | Army Active | Baumholder | 9 | 8,194 | 0 | 0 | 28 | 484,158 | 0 | 39 | 126.9 | 514 | 1 | 76 |
| Stuttgart Dependent School | | Army Active | Stuttgart | 1 | 301 | 0 | 0 | 4 | 167,796 | 0 | 11 | 42.9 | 0 | 0 | 33 |
| Sullivan Barracks | | Army Active | Mannheim | 21 | 218,319 | 0 | 0 | 50 | 927,802 | 0 | 111 | 300.8 | 594 | 35 | 593 |
| Sulzheim Tng Area | | Army Active | Schweinfurt | 1 | 182 | 0 | 0 | 1 | 190 | 0 | 145 | 9.4 | 0 | 0 | 0 |
| Taylor Barracks | | Army Active | Mannheim | 63 | 195,073 | 0 | 0 | 26 | 661,602 | 0 | 113 | 240.2 | 838 | 92 | 412 |
| Tiergarten Tng Area | | Army Active | Hanau | 3 | 417 | 0 | 0 | 0 | 0 | 0 | 246 | 1.2 | 0 | 0 | 0 |
| Tompkins Barracks | | Army Active | Heidelberg | 28 | 67,272 | 0 | 0 | 31 | 602,864 | 0 | 88 | 209.6 | 557 | 127 | 91 |
| Turley Barracks | | Army Active | Mannheim | 13 | 7,434 | 2 | 52,129 | 30 | 484,940 | 0 | 33 | 159.7 | 374 | 14 | 17 |
| Vilseck | | Army Active | Vilseck | 0 | 0 | 134 | 671,352 | 0 | 0 | 0 | 31 | 76.7 | 24 | 0 | 0 |
| Wackernhm-Schwabenwaeldchen TA | | Army Active | Mainz | 2 | 1,599 | 0 | 0 | 7 | 3,886 | 0 | 23 | 3.4 | 0 | 0 | 0 |
| Warner Barracks | | Army Active | Bamberg | 230 | 302,336 | 0 | 0 | 121 | 2,638,193 | 0 | 209 | 798.2 | 2,413 | 204 | 992 |
| Warner Barracks Fam Hsg | | Army Active | Bamberg | 4 | 746 | 0 | 0 | 13 | 337,013 | 0 | 13 | 54.0 | 0 | 0 | 0 |
| Weilimdorf Warehouse | | Army Active | Stuttgart | 0 | 0 | 0 | 0 | 2 | 61,588 | 0 | 4 | 11.1 | 0 | 0 | 4 |
| Weisskirchen AFN Trans Fac | | Army Active | Weisskirchen | 0 | 0 | 0 | 0 | 6 | 13,519 | 0 | 18 | 13.9 | 0 | 0 | 0 |
| Wetzel Fam Hsg | | Army Active | Baumholder | 7 | 31,098 | 0 | 0 | 35 | 1,230,185 | 0 | 131 | 187.6 | 0 | 0 | 64 |
| Wetzel Kaserne | | Army Active | Baumholder | 17 | 104,274 | 0 | 0 | 9 | 100,106 | 0 | 215 | 89.6 | 0 | 1 | 111 |
| Wiesbaden Army Airfield | | Army Active | Wiesbaden | 50 | 327,524 | 0 | 0 | 143 | 2,105,857 | 0 | 638 | 722.7 | 3,000 | 428 | 1,024 |
| Wiesbaden Small Arms Range | | Army Active | Wiesbaden | 3 | 6,419 | 0 | 0 | 7 | 8,398 | 0 | 26 | 5.0 | 0 | 0 | 0 |
| Wolfgang Kaserne | | Army Active | Hanau | 21 | 309,512 | 0 | 0 | 9 | 126,077 | 0 | 98 | 109.3 | 1 | 0 | 360 |
| Wuerzburg Faulenberg Barracks | | Army Active | Wuerzburg | 12 | 18,324 | 0 | 0 | 29 | 551,698 | 0 | 25 | 126.0 | 58 | 125 | 209 |
| Wuerzburg Hospital | | Army Active | Wuerzburg | 6 | 197,180 | 0 | 0 | 4 | 405,519 | 0 | 14 | 219.5 | 740 | 148 | 437 |
| Wuerzburg Tng Areas | | Army Active | Wuerzburg | 3 | 3,172 | 0 | 0 | 1 | 387 | 0 | 20 | 2.2 | 0 | 0 | 0 |
| Yorkhof Kaserne | | Army Active | Hanau | 0 | 0 | 0 | 0 | 9 | 128,926 | 0 | 5 | 34.9 | 32 | 136 | 137 |
| ** OTHER SITE(S): 43 | | | | 56 | 97,985 | 46 | 230,375 | 81 | 311,586 | 2 | 90 | 147.1 | 462 | 92 | 1,123 |
| Germany Total: | | | | 6,548 | 26,508,633 | 2,317 | 9,641,711 | 7,656 | 103,805,297 | 34 | 157,289 | 34,621.3 | 49,127 | 8,127 | 32,778 |
| Italy | | | | | | | | | | | | | | | |
| Camp Darby | | Army Active | Camp Darby | 143 | 646,864 | 0 | 0 | 0 | 0 | 0 | 159 | 270.3 | 122 | 77 | 438 |
| Camp Ederle | | Army Active | Vicenza | 252 | 1,364,095 | 12 | 101,481 | 37 | 405,229 | 0 | 147 | 666.2 | 2,857 | 366 | 1,365 |
| Coltano Troposcatter Site | | Army Active | Coltano | 8 | 44,046 | 0 | 0 | 0 | 0 | 0 | 289 | 17.6 | 0 | 0 | 17 |
| Dal Molin Airfield | | Army Active | Vicenza | 7 | 5,142 | 0 | 0 | 3 | 20,678 | 0 | | 34.3 | 4 | 0 | 3 |

* Sites having assets that are Federally funded (e.g., owned, lease, licence, permit) and State-owned interest.

** US Locations that do not meet criteria of at least ten (10) Acres AND at least \$10M PRV. US Territories and Non-US Locations that do not meet criteria of at least ten (10) Acres OR at least \$10M PRV.

DEPARTMENT OF DEFENSE - Army
Base Structure Report - As of 30 Sep 2006

| SITE | BRAC 2005 | COMPONENT | NAME NEAREST CITY | BUILDINGS | | | | | | ACRES OWNED | TOTAL ACRES | PRV (\$M) | MIL | CIV | OTHER |
|--------------------------------|--------------|-------------|-------------------------|--------------|------------------|------------|------------------|--------------|------------------|----------------|----------------|----------------|--------------|------------|--------------|
| | | | | OWNED | | LEASED | | OTHER | | | | | | | |
| | | | | COUNT | SQFT | COUNT | SQFT | COUNT | SQFT | | | | | | |
| Livorno | | Army Active | Livorno | 0 | 0 | 58 | 212,049 | 0 | 0 | | | 25.7 | 11 | 11 | 9 |
| Livorno Supply and Maint Area | | Army Active | Livorno | 108 | 794,089 | 0 | 0 | 0 | 0 | 0 | 277 | 213.9 | 41 | 19 | 330 |
| Livorno Training Area | | Army Active | Livorno | 5 | 5,727 | 0 | 0 | 0 | 0 | 0 | 50 | 6.6 | 0 | 0 | 0 |
| Longare Comm Site | | Army Active | Vicenza | 5 | 7,071 | 0 | 0 | 28 | 86,169 | 0 | 52 | 38.1 | 58 | 1 | 15 |
| Pisa Ammo Storage Area | | Army Active | Pisa | 222 | 514,141 | 0 | 0 | 0 | 0 | 0 | 2,093 | 194.6 | 2 | 4 | 28 |
| Vicenza | | Army Active | Vicenza | 2 | 3,973 | 166 | 1,118,581 | 0 | 0 | 0 | 5 | 164.7 | 0 | 0 | 0 |
| Vicenza Basic Load Stor Area | | Army Active | Vicenza | 16 | 29,742 | 0 | 0 | 0 | 0 | 0 | 34 | 14.1 | 1 | 3 | 0 |
| Vicenza Fam Hsg | | Army Active | Vicenza | 313 | 567,029 | 0 | 0 | 1 | 2,793 | 0 | 82 | 95.6 | 0 | 0 | 46 |
| ** OTHER SITE(S): 3 | | | | 12 | 6,785 | 0 | 0 | 0 | 0 | 0 | 5 | 2.6 | 0 | 0 | 0 |
| Italy Total: | | | | 1,093 | 3,988,704 | 236 | 1,432,111 | 69 | 514,869 | 0 | 3,193 | 1,744.2 | 3,096 | 481 | 2,251 |
| Japan | | | | | | | | | | | | | | | |
| Akasaka Press Center | | Army Active | Tokyo | 1 | 180 | 0 | 0 | 6 | 172,832 | 0 | 8 | 47.8 | 3 | 12 | 233 |
| Akizuki Ammunition Depot | | Army Active | Akizuki | 14 | 6,719 | 0 | 0 | 56 | 426,498 | 0 | 138 | 161.0 | 1 | 3 | 126 |
| Camp Zama | | Army Active | Sagamihara | 177 | 567,403 | 0 | 0 | 233 | 2,430,006 | 0 | 578 | 1,015.8 | 586 | 558 | 2,352 |
| Hiro Ammunition Depot | | Army Active | Kure City | 4 | 5,552 | 0 | 0 | 8 | 108,255 | 0 | 88 | 38.5 | 0 | 0 | 31 |
| Kachin Hanto Area A | | Army Active | Gushikawa | 14 | 7,914 | 0 | 0 | 5 | 7,162 | 0 | 32 | 41.3 | 0 | 0 | 0 |
| Kawakami Ammunition Depot | | Army Active | Hiroshima | 67 | 127,837 | 0 | 0 | 51 | 230,116 | 0 | 644 | 160.3 | 0 | 3 | 140 |
| Kure Pier 6 | | Army Active | Kure | 7 | 3,960 | 0 | 0 | 9 | 61,851 | 0 | 4 | 23.7 | 51 | 4 | 77 |
| Naha Port | | Army Active | Naha Okinawa | 39 | 345,941 | 0 | 0 | 3 | 14,425 | 0 | 139 | 149.8 | 7 | 12 | 107 |
| POL Facilities | | Army Active | Chatan Okinawa | 32 | 28,041 | 0 | 0 | 82 | 50,690 | 0 | 413 | 263.7 | 0 | 1 | 69 |
| Sagami General Depot | | Army Active | Sagamihara | 138 | 88,500 | 0 | 0 | 150 | 3,143,996 | 0 | 528 | 790.1 | 57 | 36 | 723 |
| Sagamihara Family Housing Area | | Army Active | Sagamihara | 428 | 120,605 | 0 | 0 | 239 | 959,647 | 0 | 150 | 353.7 | 2 | 10 | 200 |
| Shariki Communication Site | | Army Active | Aomori | | | | | | | 0 | 18 | 0.0 | 0 | 0 | 0 |
| Torii Station | | Army Active | Ominato | 96 | 456,080 | 0 | 0 | 147 | 960,649 | 0 | 996 | 476.4 | 648 | 56 | 699 |
| Yokohama North Dock | | Army Active | Yokohama | 19 | 13,428 | 0 | 0 | 67 | 576,179 | 0 | 127 | 216.9 | 18 | 13 | 223 |
| ** OTHER SITE(S): 1 | | | | | | | | | | 0 | 2 | 0.4 | 0 | 0 | 0 |
| Japan Total: | | | | 1,036 | 1,772,160 | 0 | 0 | 1,056 | 9,142,306 | 0 | 3,865 | 3,739.4 | 1,373 | 708 | 4,980 |
| Luxembourg | | | | | | | | | | | | | | | |
| Bettembourg Site | | Army Active | Luxembourg | 0 | 0 | 0 | 0 | 34 | 1,282,409 | 0 | 117 | 153.1 | 9 | 0 | 992 |
| Sanem Site | | Army Active | Esch-S-Alzette | 0 | 0 | 0 | 0 | 29 | 995,591 | 0 | 97 | 115.4 | 0 | 0 | 0 |

* Sites having assets that are Federally funded (e.g., owned, lease, licence, permit) and State-owned interest.

** US Locations that do not meet criteria of at least ten (10) Acres AND at least \$10M PRV. US Territories and Non-US Locations that do not meet criteria of at least ten (10) Acres OR at least \$10M PRV.

DEPARTMENT OF DEFENSE - Army
Base Structure Report - As of 30 Sep 2006

| SITE | BRAC 2005 | COMPONENT | NAME NEAREST CITY | BUILDINGS | | | | | | ACRES OWNED | TOTAL ACRES | PRV (\$M) | MIL | CIV | OTHER |
|--------------------------------|--------------|-------------|-------------------------|------------|------------------|------------|----------------|-----------|------------------|----------------|----------------|----------------|------------|------------|--------------|
| | | | | OWNED | | LEASED | | OTHER | | | | | | | |
| | | | | COUNT | SQFT | COUNT | SQFT | COUNT | SQFT | | | | | | |
| ** OTHER SITE(S): 1 | | | | 0 | 0 | 2 | 5,131 | 0 | 0 | | | 0.5 | 0 | 0 | 0 |
| Luxembourg Total: | | | | 0 | 0 | 2 | 5,131 | 63 | 2,278,000 | 0 | 214 | 269.0 | 9 | 0 | 992 |
| <u>Marshall Islands</u> | | | | | | | | | | | | | | | |
| U.S. Army Kwajalein Atoll | | Army Active | Majuro | 847 | 3,271,348 | 0 | 0 | 0 | 0 | 0 | 1,361 | 2,159.1 | 26 | 55 | 2,327 |
| Marshall Islands Total: | | | | 847 | 3,271,348 | 0 | 0 | 0 | 0 | 0 | 1,361 | 2,159.1 | 26 | 55 | 2,327 |
| <u>Netherlands</u> | | | | | | | | | | | | | | | |
| Eygelshoven Storage Area | | Army Active | Eygelshoven | 12 | 6,277 | 0 | 0 | 22 | 593,150 | | | 94.0 | 12 | 26 | 19 |
| Hendrik Mine | | Army Active | Brunssum | 1 | 2,152 | 0 | 0 | 11 | 668,381 | | | 144.7 | 202 | 11 | 147 |
| Rotterdam Admin Facility | | Army Active | Rotterdam | 0 | 0 | 2 | 87,367 | 0 | 0 | 0 | 2 | 18.7 | 41 | 42 | 121 |
| Schinnen | | Army Active | Schinnen | 1 | 0 | 257 | 448,628 | 0 | 0 | | | 56.3 | 0 | 0 | 0 |
| Schinnen Emma Mine | | Army Active | Schinnen | 36 | 82,642 | 14 | 141,920 | 0 | 0 | 0 | 24 | 52.9 | 54 | 78 | 509 |
| ** OTHER SITE(S): 2 | | | | 0 | 0 | 35 | 57,246 | 0 | 0 | | | 7.1 | 0 | 0 | 4 |
| Netherlands Total: | | | | 50 | 91,071 | 308 | 735,161 | 33 | 1,261,531 | 0 | 26 | 373.7 | 309 | 157 | 800 |
| <u>South Korea</u> | | | | | | | | | | | | | | | |
| Bayonet Training Area | | Army Active | Tong Du Chon | | | | | | | 0 | 248 | 0.0 | 0 | 0 | 0 |
| Brooklyn Hill | | Army Active | Yangsan | 11 | 7,945 | 0 | 0 | 0 | 0 | 4 | 40 | 3.9 | 0 | 0 | 0 |
| Bullseye 01 | | Army Active | Kumchon-Ni | 59 | 49,512 | 0 | 0 | 0 | 0 | 0 | 21,184 | 24.5 | 0 | 0 | 8 |
| Bullseye 02 | | Army Active | Kumchon Ni | | | | | | | 0 | 1,391 | 0.0 | 0 | 0 | 0 |
| Camp Ames | | Army Active | Taejon City | 9 | 19,158 | 0 | 0 | 0 | 0 | 0 | 20 | 5.2 | 0 | 0 | 0 |
| Camp Bonifas | | Army Active | Kumohon Ri | 85 | 186,486 | 0 | 0 | 0 | 0 | 0 | 36 | 56.9 | 3 | 0 | 53 |
| Camp Carroll | | Army Active | Waegwan | 277 | 2,256,105 | 0 | 0 | 56 | 1,006,478 | 0 | 681 | 687.1 | 879 | 145 | 1,728 |
| Camp Casey | | Army Active | Tongduchon | 652 | 4,187,549 | 0 | 0 | 2 | 9,468 | 0 | 3,497 | 1,137.6 | 4,450 | 65 | 2,364 |
| Camp Castle | | Army Active | Tong Du Chon | 56 | 339,952 | 0 | 0 | 0 | 0 | 1 | 51 | 86.2 | 234 | 0 | 387 |
| Camp Colbern | | Army Active | Songnam | 55 | 188,433 | 0 | 0 | 0 | 0 | 0 | 76 | 50.7 | 0 | 0 | 0 |
| Camp Eagle | | Army Active | Wonju | 56 | 447,055 | 0 | 0 | 0 | 0 | 0 | 114 | 144.8 | 451 | 4 | 69 |
| Camp Edwards | | Army Active | Kumchon-Ni | 70 | 252,260 | 0 | 0 | 0 | 0 | 0 | 62 | 69.9 | 0 | 0 | 0 |
| Camp Essayons | | Army Active | Uijong Bu | 122 | 303,878 | 0 | 0 | 0 | 0 | 0 | 76 | 87.3 | 0 | 0 | 37 |
| Camp Falling Water | | Army Active | Uijong Bu | 41 | 133,735 | 0 | 0 | 1 | 400 | 0 | 59 | 29.8 | 0 | 0 | 0 |
| Camp Garry Owen North | | Army Active | Kumohon Ni | 137 | 402,434 | 0 | 0 | 0 | 0 | 0 | 70 | 115.8 | 0 | 0 | 0 |

* Sites having assets that are Federally funded (e.g., owned, lease, licence, permit) and State-owned interest.

** US Locations that do not meet criteria of at least ten (10) Acres AND at least \$10M PRV. US Territories and Non-US Locations that do not meet criteria of at least ten (10) Acres OR at least \$10M PRV.

DEPARTMENT OF DEFENSE - Army
Base Structure Report - As of 30 Sep 2006

| SITE | BRAC 2005 | COMPONENT | NAME NEAREST CITY | BUILDINGS | | | | | | ACRES OWNED | TOTAL ACRES | PRV (\$M) | MIL | CIV | OTHER |
|--------------------------|--------------|-------------|-------------------------|-----------|-----------|--------|---------|-------|---------|----------------|----------------|-----------|-------|-----|-------|
| | | | | OWNED | | LEASED | | OTHER | | | | | | | |
| | | | | COUNT | SQFT | COUNT | SQFT | COUNT | SQFT | | | | | | |
| Camp Giant | | Army Active | Kumchon | 74 | 158,888 | 0 | 0 | 0 | 0 | 0 | 42 | 36.8 | 0 | 0 | 0 |
| Camp Greaves | | Army Active | Kumchon Ni | 120 | 323,849 | 0 | 0 | 0 | 0 | 0 | 59 | 93.5 | 0 | 0 | 0 |
| Camp Henry | | Army Active | Taegu | 93 | 485,052 | 198 | 236,009 | 38 | 212,449 | 1 | 59 | 207.3 | 556 | 270 | 1,533 |
| Camp Hialeah (Army) | | Army Active | Pusan | 302 | 874,842 | 0 | 0 | 24 | 53,561 | 61 | 193 | 294.4 | 4 | 0 | 21 |
| Camp Hovey | | Army Active | Tongduchon | 172 | 1,616,855 | 0 | 0 | 1 | 25,696 | 0 | 3,473 | 401.6 | 1,187 | 1 | 286 |
| Camp Howze | | Army Active | Kumchon Ni | 167 | 544,366 | 0 | 0 | 0 | 0 | 0 | 157 | 159.6 | 0 | 0 | 0 |
| Camp Humphreys | | Army Active | Pyongtaek City | 569 | 4,587,378 | 0 | 0 | 5 | 7,897 | 0 | 1,230 | 1,196.3 | 4,539 | 148 | 2,518 |
| Camp Jackson | | Army Active | Uijong Bu | 47 | 178,892 | 0 | 0 | 0 | 0 | 0 | 406 | 44.3 | 181 | 0 | 76 |
| Camp Kwangsa Ri | | Army Active | Uijongbu | 15 | 35,560 | 0 | 0 | 4 | 8,000 | 0 | 31 | 11.8 | 0 | 0 | 28 |
| Camp Long | | Army Active | Wonju | 126 | 311,919 | 0 | 0 | 8 | 13,007 | 0 | 85 | 89.1 | 89 | 9 | 266 |
| Camp Market | | Army Active | Inchon | 64 | 591,722 | 0 | 0 | 39 | 588,090 | 0 | 118 | 188.3 | 12 | 4 | 500 |
| Camp Nimble | | Army Active | Tong Du Chon | 31 | 119,928 | 0 | 0 | 0 | 0 | 2 | 16 | 30.8 | 0 | 0 | 0 |
| Camp Page | | Army Active | Chunchon | 152 | 725,733 | 0 | 0 | 6 | 30,114 | 0 | 468 | 237.6 | 0 | 0 | 0 |
| Camp Red Cloud | | Army Active | Uijong Bu | 242 | 1,384,434 | 0 | 0 | 0 | 0 | 0 | 207 | 368.6 | 1,154 | 143 | 1,416 |
| Camp Sears | | Army Active | Uijong Bu | 41 | 132,443 | 0 | 0 | 1 | 92 | 0 | 32 | 38.2 | 0 | 0 | 0 |
| Camp Stanley | | Army Active | Uijong Bu | 286 | 1,602,299 | 0 | 0 | 1 | 109 | 0 | 605 | 410.3 | 965 | 18 | 615 |
| Camp Stanton | | Army Active | Kumchon Ri | 66 | 172,624 | 0 | 0 | 0 | 0 | 0 | 67 | 73.7 | 325 | 0 | 0 |
| Camp Walker | | Army Active | Taegu | 228 | 1,144,613 | 0 | 0 | 0 | 0 | 1 | 195 | 316.2 | 471 | 58 | 700 |
| Camp Yongin | | Army Active | Suwon | 6 | 44,616 | 0 | 0 | 3 | 9,240 | 0 | 8 | 14.9 | 40 | 2 | 40 |
| Chang San | | Army Active | Pusan | 13 | 12,838 | 0 | 0 | 0 | 0 | 2 | 26 | 4.9 | 0 | 0 | 0 |
| Cheju Do Training Center | | Army Active | Pusan | 31 | 42,684 | 0 | 0 | 1 | 468 | 0 | 12 | 13.8 | 0 | 0 | 0 |
| Dartboard Site | | Army Active | Taegu | 2 | 1,672 | 0 | 0 | 0 | 0 | 0 | 10 | 3.0 | 0 | 0 | 0 |
| Far East Dist Engr | | Army Active | Seoul | 32 | 111,986 | 0 | 0 | 14 | 73,008 | 0 | 11 | 40.8 | 2 | 153 | 518 |
| Freedom Bridge | | Army Active | Munsan | 6 | 6,382 | 0 | 0 | 0 | 0 | 0 | 14 | 1.6 | 0 | 0 | 0 |
| Gun Training Area | | Army Active | Tong Du Chon | | | | | | | 0 | 195 | 0.0 | 0 | 0 | 0 |
| H220 Heliport | | Army Active | Tong Du Chon | 52 | 240,669 | 0 | 0 | 0 | 0 | 0 | 52 | 60.8 | 6 | 5 | 184 |
| High Point | | Army Active | Chonan City | 3 | 2,122 | 0 | 0 | 0 | 0 | 0 | 11 | 2.0 | 0 | 0 | 0 |
| K-16 Air Base | | Army Active | Songnam | 50 | 301,703 | 0 | 0 | 20 | 269,386 | 0 | 212 | 164.5 | 744 | 3 | 338 |
| Kamaksan ASA | | Army Active | Tong Du Chon | 6 | 5,526 | 0 | 0 | 0 | 0 | 0 | 48 | 2.6 | 0 | 0 | 10 |
| Koryosan ASA | | Army Active | Inchon | 7 | 6,462 | 0 | 0 | 0 | 0 | 0 | 12 | 3.1 | 0 | 0 | 9 |
| Kunsan Pol Terminal Site | | Army Active | Kunsan | 3 | 5,728 | 0 | 0 | 0 | 0 | 0 | 17 | 8.1 | 0 | 0 | 0 |

* Sites having assets that are Federally funded (e.g., owned, lease, licence, permit) and State-owned interest.

** US Locations that do not meet criteria of at least ten (10) Acres AND at least \$10M PRV. US Territories and Non-US Locations that do not meet criteria of at least ten (10) Acres OR at least \$10M PRV.

DEPARTMENT OF DEFENSE - Army
Base Structure Report - As of 30 Sep 2006

| SITE | BRAC 2005 | COMPONENT | NAME NEAREST CITY | BUILDINGS | | | | | | ACRES OWNED | TOTAL ACRES | PRV (\$M) | MIL | CIV | OTHER |
|---|--------------|-------------|-------------------------|----------------|--------------------|--------------|-------------------|---------------|--------------------|-------------------|-------------------|------------------|----------------|----------------|----------------|
| | | | | OWNED | | LEASED | | OTHER | | | | | | | |
| | | | | COUNT | SQFT | COUNT | SQFT | COUNT | SQFT | | | | | | |
| Madison Site | | Army Active | Suwon | 11 | 8,638 | 0 | 0 | 0 | 0 | 0 | 22 | 7.2 | 0 | 0 | 0 |
| Masan Ammunition Depot | | Army Active | Masan | 17 | 57,265 | 0 | 0 | 0 | 0 | 0 | 1,060 | 17.3 | 0 | 2 | 5 |
| Niblo Barracks | | Army Active | Seoul | 11 | 28,505 | 0 | 0 | 2 | 6,345 | 0 | 7 | 11.2 | 0 | 0 | 51 |
| Pier #8 | | Army Active | Kanman-Tong | 4 | 7,759 | 0 | 0 | 7 | 98,524 | 0 | 12 | 32.9 | 0 | 2 | 39 |
| Pusan Storage Facility | | Army Active | Pusan | 63 | 396,674 | 0 | 0 | 9 | 20,887 | 3 | 69 | 94.2 | 3 | 6 | 196 |
| Pyongtaek Cpx Area | | Army Active | Pyong Taek | 9 | 8,872 | 0 | 0 | 0 | 0 | 0 | 160 | 5.4 | 0 | 0 | 4 |
| Richmond | | Army Active | Taejon | 3 | 2,696 | 0 | 0 | 0 | 0 | 0 | 14 | 2.7 | 0 | 0 | 0 |
| Shinbuk Relay | | Army Active | Pochon | 5 | 4,240 | 0 | 0 | 0 | 0 | 0 | 13 | 6.2 | 0 | 0 | 0 |
| Sungnam Golf Course | | Army Active | Songnam | 0 | 0 | 0 | 0 | 10 | 60,983 | 0 | 230 | 28.0 | 0 | 0 | 145 |
| Swiss and Swed Camp Mac HQ | | Army Active | Munsan | 26 | 37,090 | 0 | 0 | 0 | 0 | | | 11.9 | 0 | 0 | 4 |
| Tango | | Army Active | Songnam | 22 | 137,798 | 0 | 0 | 6 | 77,561 | 0 | 241 | 57.2 | 97 | 1 | 63 |
| Watkins Range | | Army Active | Tong Du Chon | | | | | | | 0 | 13 | 0.0 | 0 | 0 | 0 |
| Yong Pyong | | Army Active | Yongpyong | 60 | 173,521 | 0 | 0 | 0 | 0 | 0 | 3,347 | 72.5 | 2 | 1 | 133 |
| Yongsan Garrison | | Army Active | Seoul | 749 | 4,698,637 | 52 | 1,345,481 | 197 | 1,127,496 | 0 | 639 | 1,427.9 | 3,997 | 1,067 | 7,466 |
| ** OTHER SITE(S): 18 | | | | 69 | 78,825 | 1 | 2 | 10 | 117,246 | 6 | 54 | 45.6 | 97 | 2 | 57 |
| South Korea Total: | | | | 5,685 | 30,188,807 | 251 | 1,581,492 | 465 | 3,816,505 | 81 | 41,560 | 8,838.4 | 20,488 | 2,109 | 21,867 |
| United Kingdom | | | | | | | | | | | | | | | |
| Menwith Hill | | Army Active | Menwith Hill | 220 | 869,650 | 0 | 0 | 0 | 0 | 545 | 545 | 241.7 | 217 | 71 | 18 |
| RAF Hythe | | Army Active | Southampton | 3 | 2,581 | 0 | 0 | 22 | 216,460 | 0 | 35 | 48.5 | 2 | 26 | 140 |
| United Kingdom Total: | | | | 223 | 872,231 | 0 | 0 | 22 | 216,460 | 545 | 580 | 290.2 | 219 | 97 | 158 |
| Overseas Total: | | | | 15,545 | 67,062,218 | 3,160 | 14,048,995 | 9,489 | 122,188,338 | 676 | 209,167 | 52,625.9 | 75,874 | 12,150 | 67,770 |
| Worldwide Totals By Reporting Component: | | | | 106,875 | 716,723,927 | 5,525 | 29,458,990 | 46,626 | 258,652,684 | 11,924,691 | 18,070,102 | 263,968.5 | 831,872 | 176,102 | 356,751 |

* Sites having assets that are Federally funded (e.g., owned, lease, licence, permit) and State-owned interest.

** US Locations that do not meet criteria of at least ten (10) Acres AND at least \$10M PRV. US Territories and Non-US Locations that do not meet criteria of at least ten (10) Acres OR at least \$10M PRV.

DEPARTMENT OF DEFENSE - Navy
Base Structure Report - As of 30 Sep 2006

| SITE | BRAC 2005 | COMPONENT | NAME NEAREST CITY | BUILDINGS | | | | | | ACRES OWNED | TOTAL ACRES | PRV (\$M) | MIL | CIV | OTHER |
|-----------------------|--------------|--------------|-------------------------|------------|------------------|----------|--------------|----------|---------------|----------------|----------------|----------------|--------------|-----------|----------|
| | | | | OWNED | | LEASED | | OTHER | | | | | | | |
| | | | | COUNT | SQFT | COUNT | SQFT | COUNT | SQFT | | | | | | |
| Alabama | | | | | | | | | | | | | | | |
| Barin Field | | Navy Active | Foley | 7 | 16,115 | 0 | 0 | 0 | 0 | 763 | 818 | 32.5 | 0 | 0 | 0 |
| NOLF Brewton | | Navy Active | Brewton | 0 | 0 | 2 | 1,070 | 0 | 0 | 0 | 653 | 24.7 | 0 | 0 | 0 |
| NOLF Evergreen | | Navy Active | Evergreen | 0 | 0 | 1 | 7,650 | 0 | 0 | 132 | 440 | 17.4 | 0 | 0 | 0 |
| NOLF Silverhill | | Navy Active | Silverhill | 2 | 1,443 | 0 | 0 | 0 | 0 | 400 | 400 | 19.6 | 0 | 0 | 0 |
| NOLF Summerdale | | Navy Active | Summerdale | 1 | 1,024 | 0 | 0 | 0 | 0 | 565 | 565 | 23.5 | 0 | 0 | 0 |
| NOLF Wolf | | Navy Active | Elberta | 1 | 240 | 0 | 0 | 0 | 0 | 422 | 422 | 25.5 | 0 | 0 | 0 |
| NO SC Bessemer | | Navy Reserve | Bessemer | 9 | 74,941 | 0 | 0 | 0 | 0 | 16 | 16 | 12.8 | 613 | 0 | 0 |
| ** OTHER SITE(S): 7 | | | | 25 | 71,542 | 0 | 0 | 1 | 4,971 | 1 | 119 | 13.7 | 373 | 0 | 0 |
| Alabama Total: | | | | 45 | 165,305 | 3 | 8,720 | 1 | 4,971 | 2,299 | 3,433 | 169.7 | 986 | 0 | 0 |
| Alaska | | | | | | | | | | | | | | | |
| Adak AK NAF CS | | Navy Active | Adak Station | 573 | 4,165,122 | 0 | 0 | 0 | 0 | 52,181 | 52,181 | 4,436.8 | 0 | 0 | 0 |
| Back Island | | Navy Active | Ketchikan | 3 | 23,756 | 0 | 0 | 0 | 0 | 0 | 15 | 52.1 | 0 | 0 | 0 |
| NARL Barrow Camp TR1 | | Navy Active | Barrow | 69 | 124,419 | 0 | 0 | 0 | 0 | 639 | 639 | 309.2 | 0 | 0 | 0 |
| NSGA Adak | | Navy Active | Adak Station | 38 | 288,458 | 0 | 0 | 0 | 0 | 8,820 | 8,820 | 309.1 | 0 | 0 | 0 |
| ** OTHER SITE(S): 4 | | | | 12 | 35,360 | 0 | 0 | 2 | 67,000 | 0 | 6 | 34.5 | 143 | 0 | 0 |
| Alaska Total: | | | | 695 | 4,637,115 | 0 | 0 | 2 | 67,000 | 61,640 | 61,661 | 5,141.7 | 143 | 0 | 0 |
| Arizona | | | | | | | | | | | | | | | |
| ** OTHER SITE(S): 3 | | | | 19 | 108,365 | 0 | 0 | 0 | 0 | 287 | 310 | 25.8 | 1,464 | 18 | 0 |
| Arizona Total: | | | | 19 | 108,365 | 0 | 0 | 0 | 0 | 287 | 310 | 25.8 | 1,464 | 18 | 0 |
| California | | | | | | | | | | | | | | | |
| Admiral Hartman Hsg | | Navy Active | San Diego | 0 | 0 | 0 | 0 | 440 | 737,527 | 138 | 138 | 104.2 | 0 | 0 | 0 |
| Alameda Annex | | Navy Active | Alameda | 8 | 866,604 | 0 | 0 | 0 | 0 | 51 | 51 | 120.1 | 0 | 0 | 0 |
| Alameda CA NAS CSO | | Navy Active | Alameda | 181 | 5,734,633 | 0 | 0 | 0 | 0 | 2,414 | 2,573 | 1,969.9 | 13 | 0 | 0 |
| Alameda Facility | | Navy Active | Alameda | 12 | 1,392,353 | 0 | 0 | 0 | 0 | 96 | 97 | 305.7 | 0 | 0 | 0 |
| Bayview Hills Housing | | Navy Active | San Diego | 1 | 5,500 | 0 | 0 | 199 | 1,622,259 | 162 | 162 | 187.9 | 0 | 0 | 0 |
| Broadway Complex | C | Navy Active | San Diego | 19 | 888,843 | 2 | 161,369 | 0 | 0 | 20 | 25 | 207.7 | 24 | 0 | 0 |
| C3F Complex | | Navy Active | San Diego | 17 | 385,228 | 0 | 0 | 0 | 0 | 91 | 91 | 104.5 | 0 | 0 | 0 |

* Sites having assets that are Federally funded (e.g., owned, lease, licence, permit) and State-owned interest.

** US Locations that do not meet criteria of at least ten (10) Acres AND at least \$10M PRV. US Territories and Non-US Locations that do not meet criteria of at least ten (10) Acres OR at least \$10M PRV.

DEPARTMENT OF DEFENSE - Navy
Base Structure Report - As of 30 Sep 2006

| SITE | BRAC 2005 | COMPONENT | NAME NEAREST CITY | BUILDINGS | | | | | | ACRES OWNED | TOTAL ACRES | PRV (\$M) | MIL | CIV | OTHER |
|---------------------------|--------------|-------------|-------------------------|-----------|-----------|--------|--------|-------|---------|----------------|----------------|-----------|-----|-----|-------|
| | | | | OWNED | | LEASED | | OTHER | | | | | | | |
| | | | | COUNT | SQFT | COUNT | SQFT | COUNT | SQFT | | | | | | |
| Cabrillo Hsg Long Bch | | Navy Active | Long Beach | 250 | 736,152 | 0 | 0 | 0 | 0 | 91 | 91 | 90.4 | 0 | 0 | 0 |
| Capehart Hsg 3 Mugu | | Navy Active | Camarillo | 78 | 462,884 | 0 | 0 | 0 | 0 | 52 | 52 | 91.0 | 0 | 0 | 0 |
| Centerville Beach | | Navy Active | Ferndale | 76 | 204,039 | 0 | 0 | 0 | 0 | 47 | 49 | 45.5 | 0 | 0 | 0 |
| Chesteron Hsg | | Navy Active | San Diego | 1 | 6,863 | 0 | 0 | 435 | 810,605 | 144 | 144 | 116.3 | 0 | 0 | 0 |
| Chollas Heights Hsg | | Navy Active | San Diego | 0 | 0 | 0 | 0 | 91 | 556,927 | 78 | 78 | 67.5 | 0 | 0 | 0 |
| Clev NF Survival Tra | | Navy Active | Warner Springs | 42 | 45,265 | 0 | 0 | 0 | 0 | 0 | 6,166 | 11.2 | 0 | 0 | 0 |
| CSO NCEL Pt Hueneme CA | | Navy Active | Port Hueneme | 50 | 230,794 | 0 | 0 | 0 | 0 | 33 | 33 | 64.9 | 0 | 0 | 0 |
| Desert Range | | Navy Active | El Centro | 2 | 8,040 | 0 | 0 | 0 | 0 | 6,226 | 52,263 | 28.3 | 0 | 0 | 0 |
| Det Concord | C | Navy Active | Concord | 492 | 1,947,566 | 0 | 0 | 0 | 0 | 7,519 | 8,255 | 1,041.5 | 76 | 0 | 0 |
| Dixon Transmitter Fac | | Navy Active | Dixon | 25 | 78,248 | 0 | 0 | 0 | 0 | 1,285 | 1,285 | 95.5 | 0 | 0 | 0 |
| Estero Bay Fuel Comple | | Navy Active | Morro Bay | 6 | 1,960 | 0 | 0 | 0 | 0 | 175 | 175 | 101.1 | 0 | 0 | 0 |
| Eucalyptus Housing | | Navy Active | San Diego | 0 | 0 | 0 | 0 | 57 | 466,754 | 41 | 41 | 50.5 | 0 | 0 | 0 |
| Fallbrook California | R | Navy Active | Fallbrook | 274 | 1,003,482 | 0 | 0 | 0 | 0 | 8,851 | 8,851 | 409.9 | 0 | 0 | 0 |
| Fleet ASW | R | Navy Active | San Diego | 42 | 1,098,290 | 0 | 0 | 0 | 0 | 11 | 37 | 291.1 | 0 | 0 | 0 |
| Former Phibase Coronado | R | Navy Active | Coronado | 185 | 2,494,335 | 0 | 0 | 0 | 0 | 718 | 975 | 799.3 | 396 | 11 | 0 |
| Fuel Farm | | Navy Active | San Diego | 86 | 97,709 | 0 | 0 | 0 | 0 | 206 | 206 | 170.0 | 0 | 0 | 0 |
| Holtville Carrier LS | | Navy Active | El Centro | | | | | | | 110 | 110 | 16.5 | 0 | 0 | 0 |
| Home Terrace Condos | | Navy Active | San Diego | 0 | 0 | 0 | 0 | 27 | 126,842 | 10 | 10 | 15.3 | 0 | 0 | 0 |
| Howard Gilmore | | Navy Active | La Mesa | 0 | 0 | 0 | 0 | 49 | 759,657 | 50 | 50 | 77.1 | 0 | 0 | 0 |
| Hunters Point CA Annx CSO | | Navy Active | San Francisco | 206 | 3,253,325 | 0 | 0 | 0 | 0 | 922 | 922 | 1,213.5 | 0 | 0 | 0 |
| Imperial Beach | | Navy Active | Imperial Beach | 79 | 776,020 | 0 | 0 | 7 | 4,200 | 1,402 | 1,402 | 300.3 | 0 | 0 | 0 |
| La Mesa Village | | Navy Active | Monterey | 16 | 82,268 | 0 | 0 | 254 | 883,831 | 298 | 299 | 140.6 | 0 | 0 | 0 |
| Lab Recreation | | Navy Active | Monterey | 20 | 53,504 | 0 | 0 | 0 | 0 | 101 | 108 | 25.0 | 0 | 0 | 0 |
| Lofgren Terrace | | Navy Active | Chula Vista | 0 | 0 | 0 | 0 | 53 | 375,010 | 37 | 37 | 45.8 | 0 | 0 | 0 |
| Long Beach CA NSY CSO | | Navy Active | Long Beach | 118 | 3,109,290 | 0 | 0 | 0 | 0 | 390 | 396 | 970.2 | 51 | 0 | 0 |
| Long Beach Fuel Comple | | Navy Active | Long Beach | 5 | 8,105 | 0 | 0 | 0 | 0 | 11 | 11 | 19.7 | 0 | 0 | 0 |
| Long Beach Golf Course | | Navy Active | Los Alamitos | 1 | 4,200 | 11 | 14,716 | 0 | 0 | 0 | 254 | 15.9 | 0 | 0 | 0 |
| Long Beach NAVSTA | | Navy Active | Long Beach | 40 | 520,823 | 0 | 0 | 0 | 0 | 776 | 776 | 188.5 | 0 | 0 | 0 |
| Mare Island CA NSY CSO | | Navy Active | Vallejo | 291 | 1,728,777 | 0 | 0 | 0 | 0 | 5,107 | 5,109 | 1,099.5 | 0 | 0 | 0 |
| Marina Village/Sf | | Navy Active | San Francisco | 160 | 727,359 | 0 | 0 | 0 | 0 | 30 | 30 | 86.6 | 0 | 0 | 0 |
| Mission Gorge | | Navy Active | San Diego | 21 | 37,551 | 0 | 0 | 0 | 0 | 448 | 448 | 32.1 | 0 | 0 | 0 |

* Sites having assets that are Federally funded (e.g., owned, lease, licence, permit) and State-owned interest.

** US Locations that do not meet criteria of at least ten (10) Acres AND at least \$10M PRV. US Territories and Non-US Locations that do not meet criteria of at least ten (10) Acres OR at least \$10M PRV.

DEPARTMENT OF DEFENSE - Navy
Base Structure Report - As of 30 Sep 2006

| SITE | BRAC 2005 | COMPONENT | NAME NEAREST CITY | BUILDINGS | | | | | | ACRES OWNED | TOTAL ACRES | PRV (\$M) | MIL | CIV | OTHER |
|--|--------------|--------------|-------------------------|-----------|-----------|--------|---------|-------|-----------|----------------|----------------|-----------|--------|-------|-------|
| | | | | OWNED | | LEASED | | OTHER | | | | | | | |
| | | | | COUNT | SQFT | COUNT | SQFT | COUNT | SQFT | | | | | | |
| Murphy Canyon | | Navy Active | San Diego | 4 | 30,360 | 0 | 0 | 1,086 | 4,452,965 | 733 | 733 | 656.3 | 0 | 0 | 0 |
| NAF El Centro | | Navy Active | El Centro | 258 | 1,195,695 | 0 | 0 | 0 | 0 | 1,636 | 1,711 | 622.8 | 912 | 492 | 0 |
| NAS Alameda/SF | | Navy Active | Alameda | 19 | 69,980 | 0 | 0 | 0 | 0 | 188 | 188 | 187.7 | 0 | 0 | 0 |
| NAS Lemoore | R | Navy Active | Lemoore NAS | 1,061 | 6,471,117 | 0 | 0 | 0 | 0 | 26,776 | 26,777 | 2,106.3 | 4,475 | 467 | 0 |
| NAS Lemoore (Stockton) | | Navy Active | Stockton | 31 | 535,703 | 0 | 0 | 0 | 0 | 0 | 28 | 237.7 | 0 | 1 | 0 |
| NAS North Island | R | Navy Active | San Diego | 619 | 9,064,770 | 0 | 0 | 11 | 5,240 | 2,803 | 2,803 | 3,199.7 | 14,691 | 4,091 | 0 |
| NAS North Island (Silver Strand) | | Navy Active | Imperial Beach | 8 | 72,918 | 0 | 0 | 0 | 0 | 549 | 549 | 23.8 | 0 | 0 | 0 |
| NAVBASE Ventura Cnty | R | Navy Active | Point Mugu | 901 | 4,673,238 | 1 | 12 | 3 | 5,952 | 4,491 | 4,491 | 1,547.6 | 1,102 | 0 | 0 |
| NAVBASE Ventura Cty Pt Mugu (Laguna Peak) | | Navy Active | Point Mugu | 10 | 14,325 | 0 | 0 | 0 | 0 | 39 | 39 | 11.4 | 0 | 0 | 0 |
| NAVMEDECEN San Diego | R | Navy Active | San Diego | 25 | 1,984,075 | 0 | 0 | 0 | 0 | 78 | 79 | 673.1 | 4,239 | 2,271 | 4 |
| NAVOBSPTCEN Alameda | | Navy Reserve | Alameda | 5 | 84,060 | 0 | 0 | 0 | 0 | 15 | 15 | 24.0 | 691 | 0 | 0 |
| NAVOBSPTCEN Los Angeles | C | Navy Reserve | Los Angeles | 7 | 126,557 | 0 | 0 | 0 | 0 | 0 | 23 | 30.4 | 848 | 0 | 0 |
| NAVOBSPTCEN Los Angeles N62103 | | Navy Reserve | Los Angeles | 6 | 142,462 | 0 | 0 | 0 | 0 | 11 | 11 | 33.8 | 0 | 0 | 0 |
| NAVOBSPTCEN Moreno | | Navy Reserve | Moreno Valley | 4 | 67,123 | 0 | 0 | 0 | 0 | 10 | 10 | 14.5 | 160 | 0 | 0 |
| NAVOBSPTCEN Sacramento | | Navy Reserve | Sacramento | 4 | 48,908 | 0 | 0 | 0 | 0 | 20 | 20 | 12.5 | 611 | 0 | 0 |
| NAVPMOSSP Mtn View | | Navy Active | Mountain View | 10 | 785,777 | 0 | 0 | 0 | 0 | 343 | 343 | 305.2 | 0 | 0 | 0 |
| NAVSTA San Diego | R | Navy Active | San Diego | 318 | 5,307,198 | 0 | 0 | 5 | 28,151 | 1,029 | 1,046 | 1,894.7 | 28,027 | 3,552 | 0 |
| NAVSUPPDET Monterey | R | Navy Active | Monterey | 74 | 1,367,267 | 0 | 0 | 0 | 0 | 191 | 192 | 375.7 | 1,581 | 1,127 | 0 |
| NAVSUPPDET Monterey (Skaggs Island) | | Navy Active | Skaggs Island | 41 | 182,700 | 0 | 0 | 0 | 0 | 3,309 | 3,309 | 106.2 | 0 | 0 | 0 |
| NAVWPNSTA Seal Beach | R | Navy Active | Seal Beach | 358 | 2,497,879 | 0 | 0 | 2 | 1,500 | 5,023 | 5,023 | 781.9 | 345 | 0 | 0 |
| NAVWPNSTA Seal Beach (Corona) | | Navy Active | Corona | 52 | 437,173 | 0 | 0 | 0 | 0 | 226 | 226 | 147.0 | 0 | 0 | 0 |
| Navy School Annex | | Navy Active | Monterey | 13 | 135,882 | 0 | 0 | 0 | 0 | 20 | 20 | 45.1 | 0 | 0 | 0 |
| NAWS China Lake | R | Navy Active | China Lake | 262 | 2,007,423 | 0 | 0 | 0 | 0 | 606,885 | 606,926 | 1,257.2 | 769 | 2,813 | 0 |
| Norwalk Fuel Complex | | Navy Active | Norwalk | 1 | 676 | 0 | 0 | 0 | 0 | 17 | 18 | 23.6 | 0 | 0 | 0 |
| Oakland CA FISC CSO | | Navy Active | Oakland | 110 | 7,734,264 | 0 | 0 | 0 | 0 | 516 | 521 | 1,323.1 | 0 | 0 | 0 |
| Old Town | | Navy Active | San Diego | 12 | 1,501,120 | 0 | 0 | 0 | 0 | 70 | 70 | 403.0 | 0 | 0 | 0 |
| Pomerado Terrace | | Navy Active | San Diego | 0 | 0 | 0 | 0 | 23 | 263,281 | 52 | 52 | 31.6 | 0 | 0 | 0 |
| Port Hueneme | R | Navy Active | Port Hueneme | 625 | 6,166,667 | 47 | 375,248 | 0 | 0 | 1,793 | 1,793 | 1,646.7 | 6,075 | 3,205 | 0 |
| Randsburg Wash Area | | Navy Active | Trona | 42 | 159,599 | 0 | 0 | 0 | 0 | 186,994 | 187,117 | 62.0 | 0 | 0 | 0 |

* Sites having assets that are Federally funded (e.g., owned, lease, licence, permit) and State-owned interest.

** US Locations that do not meet criteria of at least ten (10) Acres AND at least \$10M PRV. US Territories and Non-US Locations that do not meet criteria of at least ten (10) Acres OR at least \$10M PRV.

DEPARTMENT OF DEFENSE - Navy
Base Structure Report - As of 30 Sep 2006

| SITE | BRAC 2005 | COMPONENT | NAME NEAREST CITY | BUILDINGS | | | | | | ACRES OWNED | TOTAL ACRES | PRV (\$M) | MIL | CIV | OTHER |
|------------------------------|--------------|--------------|-------------------------|---------------|-------------------|-----------|------------------|--------------|-------------------|------------------|------------------|-----------------|---------------|---------------|-----------|
| | | | | OWNED | | LEASED | | OTHER | | | | | | | |
| | | | | COUNT | SQFT | COUNT | SQFT | COUNT | SQFT | | | | | | |
| Richmond, Pt Molate | | Navy Active | Richmond | 14 | 32,168 | 0 | 0 | 0 | 0 | 413 | 413 | 58.0 | 0 | 0 | 0 |
| San Clemente | | Navy Active | San Diego | 220 | 544,843 | 0 | 0 | 12 | 21,600 | 36,206 | 36,206 | 287.8 | 0 | 0 | 0 |
| San Nicolas Island | | Navy Active | San Nicolas Island | 146 | 411,033 | 0 | 0 | 0 | 0 | 13,370 | 13,370 | 326.0 | 0 | 0 | 0 |
| San Pedro Fuel Depot | | Navy Active | Los Angeles | 27 | 34,301 | 0 | 0 | 0 | 0 | 269 | 272 | 165.1 | 0 | 0 | 0 |
| Santa Cruz Island | | Navy Active | Goleta | 11 | 19,832 | 0 | 0 | 0 | 0 | 0 | 11 | 19.7 | 0 | 0 | 0 |
| SPAWARSYSCEN | | Navy Active | San Diego | 259 | 1,847,998 | 0 | 0 | 0 | 0 | 510 | 511 | 546.4 | 0 | 0 | 0 |
| SUBASE San Diego | R | Navy Active | San Diego | 133 | 1,051,970 | 0 | 0 | 0 | 0 | 334 | 336 | 371.9 | 5,057 | 8,262 | 18 |
| Terrace View Villas | | Navy Active | San Diego | 0 | 0 | 0 | 0 | 65 | 244,748 | 17 | 17 | 27.8 | 0 | 0 | 0 |
| Treasure Island CSO | | Navy Active | San Francisco | 132 | 2,103,717 | 1 | 30,000 | 0 | 0 | 1,139 | 1,141 | 800.4 | 1 | 0 | 0 |
| ** OTHER SITE(S): 126 | | | | 2,438 | 10,292,506 | 10 | 432,203 | 349 | 1,932,917 | 335,988 | 353,179 | 3,202.7 | 1,204 | 85 | 0 |
| California Total: | | | | 11,064 | 97,193,294 | 72 | 1,013,548 | 3,168 | 13,299,966 | 1,270,206 | 1,341,389 | 34,311.2 | 71,348 | 26,377 | 22 |
| Colorado | | | | | | | | | | | | | | | |
| NAVOBSPTCEN Denver | | Navy Reserve | Lakewood | 4 | 127,460 | 0 | 0 | 0 | 0 | 0 | 15 | 26.9 | 483 | 0 | 0 |
| ** OTHER SITE(S): 1 | | | | 0 | 0 | 0 | 0 | 1 | 17,707 | 0 | 2 | 3.7 | 225 | 0 | 0 |
| Colorado Total: | | | | 4 | 127,460 | 0 | 0 | 1 | 17,707 | 0 | 17 | 30.5 | 708 | 0 | 0 |
| Connecticut | | | | | | | | | | | | | | | |
| Bloomfield | | Navy Active | Bloomfield | 6 | 141,299 | 0 | 0 | 0 | 0 | 85 | 85 | 45.7 | 0 | 0 | 0 |
| Conning Towers | | Navy Active | Groton | 84 | 276,295 | 0 | 0 | 0 | 0 | 50 | 50 | 47.1 | 0 | 0 | 0 |
| Dolphin Gardens | | Navy Active | Groton | 1 | 47,779 | 0 | 0 | 0 | 0 | 40 | 40 | 11.6 | 0 | 0 | 0 |
| Nautilus Park 1st Inc | | Navy Active | Groton | 501 | 678,581 | 0 | 0 | 0 | 0 | 50 | 50 | 91.7 | 0 | 0 | 0 |
| Nautilus Park 2nd Inc | | Navy Active | Groton | 263 | 647,714 | 0 | 0 | 0 | 0 | 142 | 142 | 81.6 | 0 | 0 | 0 |
| Nautilus Park 3rd Inc | | Navy Active | Groton | 129 | 372,017 | 0 | 0 | 0 | 0 | 115 | 115 | 51.9 | 0 | 0 | 0 |
| New London | R | Navy Active | Groton | 280 | 3,688,440 | 0 | 0 | 0 | 0 | 686 | 687 | 1,234.4 | 9,110 | 949 | 0 |
| Polaris Park | | Navy Active | Groton | 91 | 399,255 | 0 | 0 | 0 | 0 | 52 | 52 | 45.9 | 0 | 0 | 0 |
| Trident Park | | Navy Active | Groton | 155 | 605,914 | 0 | 0 | 0 | 0 | 85 | 86 | 75.4 | 0 | 0 | 0 |
| ** OTHER SITE(S): 6 | | | | 11 | 86,954 | 0 | 0 | 0 | 0 | 49 | 72 | 22.9 | 691 | 0 | 0 |
| Connecticut Total: | | | | 1,521 | 6,944,248 | 0 | 0 | 0 | 0 | 1,352 | 1,379 | 1,708.2 | 9,801 | 949 | 0 |
| Delaware | | | | | | | | | | | | | | | |

* Sites having assets that are Federally funded (e.g., owned, lease, licence, permit) and State-owned interest.

** US Locations that do not meet criteria of at least ten (10) Acres AND at least \$10M PRV. US Territories and Non-US Locations that do not meet criteria of at least ten (10) Acres OR at least \$10M PRV.

DEPARTMENT OF DEFENSE - Navy
Base Structure Report - As of 30 Sep 2006

| SITE | BRAC 2005 | COMPONENT | NAME NEAREST CITY | BUILDINGS | | | | | | ACRES OWNED | TOTAL ACRES | PRV (\$M) | MIL | CIV | OTHER |
|------------------------------------|--------------|--------------|-------------------------|------------|------------------|----------|----------|----------|----------|----------------|----------------|----------------|---------------|---------------|-----------|
| | | | | OWNED | | LEASED | | OTHER | | | | | | | |
| | | | | COUNT | SQFT | COUNT | SQFT | COUNT | SQFT | | | | | | |
| ** OTHER SITE(S): 1 | | | | 2 | 36,495 | 0 | 0 | 0 | 0 | 8 | 8 | 8.3 | 285 | 0 | 0 |
| Delaware Total: | | | | 2 | 36,495 | 0 | 0 | 0 | 0 | 8 | 8 | 8.3 | 285 | 0 | 0 |
| <u>District of Columbia</u> | | | | | | | | | | | | | | | |
| Bellevue | | Navy Active | Washington, DC | 190 | 314,976 | 0 | 0 | 0 | 0 | 60 | 60 | 37.1 | 0 | 0 | 0 |
| Naval Research Lab | | Navy Active | Washington, DC | 88 | 3,066,076 | 0 | 0 | 0 | 0 | 131 | 133 | 835.1 | 48 | 0 | 0 |
| NAVSTA Anacostia | R | Navy Active | Washington, DC | 56 | 1,329,200 | 0 | 0 | 0 | 0 | 299 | 351 | 382.0 | 8,289 | 10,139 | 37 |
| NDEPT Potomac Annex | R | Navy Active | Washington, DC | 16 | 186,212 | 0 | 0 | 0 | 0 | 12 | 12 | 37.4 | 0 | 0 | 0 |
| NSA North Potomac | | Navy Active | Washington, DC | 36 | 224,325 | 0 | 0 | 0 | 0 | 72 | 72 | 50.6 | 0 | 0 | 0 |
| NSA Washington | | Navy Active | Washington, DC | 89 | 3,518,203 | 0 | 0 | 0 | 0 | 78 | 78 | 838.8 | 16 | 131 | 0 |
| ** OTHER SITE(S): 3 | | | | 2 | 62,640 | 0 | 0 | 0 | 0 | 1 | 11 | 14.1 | 2,910 | 7,755 | 12 |
| District of Columbia Total: | | | | 477 | 8,701,632 | 0 | 0 | 0 | 0 | 654 | 716 | 2,195.2 | 11,263 | 18,025 | 49 |
| <u>Florida</u> | | | | | | | | | | | | | | | |
| Area C | | Navy Active | Orlando | 19 | 185,885 | 0 | 0 | 0 | 0 | 82 | 82 | 22.4 | 0 | 0 | 0 |
| Cecil Field FL NAS CSO | R | Navy Active | Cecil Field | 32 | 376,616 | 0 | 0 | 0 | 0 | 415 | 415 | 478.6 | 0 | 0 | 0 |
| Corry Station | | Navy Active | Pensacola | 211 | 2,284,106 | 0 | 0 | 0 | 0 | 673 | 674 | 464.6 | 57 | 1 | 0 |
| Dredgers Key-Sigsbee | | Navy Active | Key West | 281 | 1,421,219 | 0 | 0 | 0 | 0 | 352 | 352 | 230.6 | 0 | 0 | 0 |
| FISC | | Navy Active | Jacksonville | 31 | 41,486 | 0 | 0 | 0 | 0 | 181 | 181 | 67.2 | 0 | 0 | 0 |
| Fleming Key Magazine | | Navy Active | Key West | 34 | 56,707 | 0 | 0 | 0 | 0 | 322 | 323 | 31.8 | 0 | 0 | 0 |
| Herndon Annex | | Navy Active | Orlando | 8 | 139,805 | 0 | 0 | 0 | 0 | 83 | 83 | 19.2 | 0 | 0 | 0 |
| Mariner Housing | | Navy Active | Pensacola | 0 | 0 | 300 | 428,818 | 0 | 0 | 0 | 147 | 32.8 | 0 | 0 | 0 |
| Mayport | R | Navy Active | Jacksonville | 638 | 3,652,962 | 15 | 206,486 | 19 | 4,715 | 3,009 | 3,237 | 1,018.6 | 10,945 | 407 | 0 |
| NAS Jacksonville | R | Navy Active | Jacksonville | 643 | 8,673,088 | 0 | 0 | 0 | 0 | 3,842 | 3,881 | 2,173.3 | 9,097 | 8,866 | 3 |
| NAS Key West | | Navy Active | Key West | 136 | 931,265 | 0 | 0 | 3 | 5,663 | 3,977 | 4,734 | 557.3 | 1,302 | 292 | 0 |
| NAS Pensacola | R | Navy Active | Pensacola | 525 | 8,138,458 | 0 | 0 | 0 | 0 | 5,540 | 5,761 | 1,919.8 | 11,545 | 3,738 | 0 |
| NH Key West | | Navy Active | Key West | 10 | 86,680 | 0 | 0 | 0 | 0 | 15 | 15 | 29.2 | 0 | 0 | 0 |
| NOLF Choctaw | | Navy Active | Milton | 4 | 19,936 | 0 | 0 | 0 | 0 | 0 | 1,450 | 82.4 | 0 | 0 | 0 |
| NOLF Holley | | Navy Active | Milton | 1 | 1,024 | 0 | 0 | 0 | 0 | 698 | 698 | 35.1 | 0 | 0 | 0 |
| NOLF Santa Rosa | | Navy Active | Milton | 2 | 1,517 | 0 | 0 | 0 | 0 | 738 | 738 | 54.4 | 0 | 0 | 0 |
| NOLF Spencer | | Navy Active | Milton | 3 | 6,311 | 0 | 0 | 0 | 0 | 640 | 640 | 33.9 | 0 | 0 | 0 |
| NOSC-MCRC Miami | | Navy Reserve | Miami | 2 | 62,752 | 0 | 0 | 0 | 0 | 20 | 20 | 12.2 | 138 | 0 | 0 |

* Sites having assets that are Federally funded (e.g., owned, lease, licence, permit) and State-owned interest.

** US Locations that do not meet criteria of at least ten (10) Acres AND at least \$10M PRV. US Territories and Non-US Locations that do not meet criteria of at least ten (10) Acres OR at least \$10M PRV.

**DEPARTMENT OF DEFENSE - Navy
Base Structure Report - As of 30 Sep 2006**

| SITE | BRAC 2005 | COMPONENT | NAME NEAREST CITY | BUILDINGS | | | | | | ACRES OWNED | TOTAL ACRES | PRV (\$M) | MIL | CIV | OTHER |
|-----------------------------|--------------|--------------|-------------------------|--------------|-------------------|------------|------------------|------------|----------------|----------------|----------------|-----------------|---------------|---------------|----------|
| | | | | OWNED | | LEASED | | OTHER | | | | | | | |
| | | | | COUNT | SQFT | COUNT | SQFT | COUNT | SQFT | | | | | | |
| NOTU Cape Canaveral | | Navy Active | Cape Canaveral | 0 | 0 | 0 | 0 | 76 | 490,195 | 0 | 250 | 166.1 | 0 | 5 | 0 |
| NSA Orlando | | Navy Active | Orlando | 3 | 302,156 | 5 | 231,904 | 0 | 0 | 41 | 50 | 86.8 | 869 | 1 | 0 |
| NSA Panama City | R | Navy Active | Panama City | 231 | 1,417,002 | 17 | 97,558 | 0 | 0 | 659 | 669 | 300.6 | 148 | 0 | 0 |
| NTC Annex | | Navy Active | Orlando | 100 | 712,045 | 0 | 0 | 0 | 0 | 712 | 712 | 148.5 | 0 | 0 | 0 |
| OLF Bronson | | Navy Active | Pensacola | 27 | 13,220 | 0 | 0 | 17 | 12,816 | 967 | 1,098 | 29.0 | 0 | 0 | 0 |
| OLF Whitehouse | | Navy Active | Cecil Field | 7 | 10,354 | 0 | 0 | 0 | 0 | 1,908 | 2,565 | 34.6 | 0 | 0 | 0 |
| Orlando FL NTC CSO | | Navy Active | Orlando | 210 | 4,654,175 | 0 | 0 | 0 | 0 | 1,032 | 1,037 | 905.7 | 0 | 0 | 0 |
| Peary Court | | Navy Active | Key West | 50 | 261,144 | 0 | 0 | 0 | 0 | 54 | 54 | 31.9 | 0 | 0 | 0 |
| Ribault Bay Village | | Navy Active | Jacksonville | 132 | 841,628 | 0 | 0 | 0 | 0 | 158 | 158 | 75.4 | 0 | 0 | 0 |
| Saufley Field | R | Navy Active | Pensacola | 68 | 687,791 | 0 | 0 | 1 | 4,072 | 882 | 895 | 259.8 | 0 | 0 | 0 |
| Truman Annex | | Navy Active | Key West | 74 | 517,659 | 0 | 0 | 0 | 0 | 159 | 233 | 157.4 | 0 | 0 | 0 |
| Trumbo Point Annex | | Navy Active | Key West | 88 | 552,735 | 0 | 0 | 7 | 47,678 | 129 | 137 | 216.9 | 0 | 0 | 0 |
| Whiting Field | | Navy Active | Milton | 131 | 1,271,771 | 0 | 0 | 0 | 0 | 3,533 | 3,914 | 577.7 | 28 | 0 | 0 |
| Whiting Pines | | Navy Active | Milton | 282 | 539,740 | 0 | 0 | 0 | 0 | 98 | 98 | 52.0 | 0 | 0 | 0 |
| Yellow Water Housing | | Navy Active | Cecil Field | 43 | 318,613 | 0 | 0 | 0 | 0 | 254 | 254 | 33.6 | 0 | 0 | 0 |
| ** OTHER SITE(S): 37 | | | | 66 | 360,650 | 14 | 339,351 | 39 | 325,964 | 4,795 | 23,189 | 210.3 | 1,458 | 23 | 0 |
| Florida Total: | | | | 4,092 | 38,540,500 | 351 | 1,304,117 | 162 | 891,103 | 35,965 | 58,742 | 10,549.6 | 35,587 | 13,333 | 3 |
| Georgia | | | | | | | | | | | | | | | |
| Dobbins Air Force Base | R | Navy Active | Marietta | 14 | 108,587 | 0 | 0 | 0 | 0 | 0 | 37 | 28.7 | 88 | 0 | 0 |
| Kings Bay | | Navy Active | Kings Bay | 522 | 6,664,309 | 0 | 0 | 0 | 0 | 14,465 | 16,616 | 2,340.2 | 3,993 | 1,573 | 0 |
| NAS Atlanta | C | Navy Active | Marietta | 76 | 561,739 | 0 | 0 | 0 | 0 | 107 | 107 | 143.4 | 3,713 | 116 | 0 |
| NOSC Atlanta | | Navy Reserve | Marietta | 2 | 100,336 | 0 | 0 | 0 | 0 | 0 | 18 | 18.1 | 0 | 0 | 0 |
| NSA Athens | C | Navy Active | Athens | 64 | 466,933 | 0 | 0 | 0 | 0 | 58 | 58 | 75.1 | 274 | 58 | 0 |
| ** OTHER SITE(S): 8 | | | | 28 | 118,180 | 0 | 0 | 9 | 80,977 | 79 | 130 | 35.7 | 348 | 0 | 0 |
| Georgia Total: | | | | 706 | 8,020,084 | 0 | 0 | 9 | 80,977 | 14,709 | 16,965 | 2,641.1 | 8,416 | 1,747 | 0 |
| Guam | | | | | | | | | | | | | | | |
| Agana Guam NAS CSO | | Navy Active | Agana | 419 | 1,342,215 | 0 | 0 | 1 | 40,200 | | | 1,155.7 | 4 | 0 | 0 |
| Apra Heights | | Navy Active | Apra | 194 | 596,594 | 0 | 0 | 0 | 0 | 0 | 3 | 226.2 | 0 | 0 | 0 |
| Barrigada | | Navy Active | Barrigada | 23 | 192,140 | 0 | 0 | 0 | 0 | 1,081 | 1,093 | 172.4 | 0 | 0 | 0 |
| Finegayan | | Navy Active | Finegayan | 364 | 1,397,511 | 0 | 0 | 0 | 0 | 2,957 | 2,979 | 724.0 | 0 | 0 | 0 |

* Sites having assets that are Federally funded (e.g., owned, lease, licence, permit) and State-owned interest.

** US Locations that do not meet criteria of at least ten (10) Acres AND at least \$10M PRV. US Territories and Non-US Locations that do not meet criteria of at least ten (10) Acres OR at least \$10M PRV.

DEPARTMENT OF DEFENSE - Navy
Base Structure Report - As of 30 Sep 2006

| SITE | BRAC 2005 | COMPONENT | NAME NEAREST CITY | BUILDINGS | | | | | | ACRES OWNED | TOTAL ACRES | PRV (\$M) | MIL | CIV | OTHER |
|-----------------------------|--------------|-------------|-------------------------|--------------|-------------------|----------|------------|----------|---------------|----------------|----------------|----------------|--------------|------------|----------|
| | | | | OWNED | | LEASED | | OTHER | | | | | | | |
| | | | | COUNT | SQFT | COUNT | SQFT | COUNT | SQFT | | | | | | |
| GLUP 94 BRAC IV | | Navy Active | Agana | 18 | 42,969 | 0 | 0 | 0 | 0 | | 44.6 | 0 | 0 | 0 | |
| Guam | | Navy Active | Naval Supply Depot | 22 | 401,868 | 0 | 0 | 0 | 0 | 88 | 88 | 303.9 | 0 | 0 | 0 |
| Harmon | | Navy Active | Dededo | 1 | 220 | 0 | 0 | 0 | 0 | 8 | 12 | 0.1 | 0 | 0 | 0 |
| Marbo | | Navy Active | Mangilao | | | | | | | 0 | 45 | 4.2 | 0 | 0 | 0 |
| Naval Magazine | | Navy Active | Santa Rita | 221 | 687,576 | 0 | 0 | 0 | 0 | 17 | 31 | 1,076.7 | 0 | 0 | 0 |
| NAVBASE Guam | R | Navy Active | Agana | 991 | 5,346,471 | 0 | 0 | 4 | 25,920 | 16,870 | 17,100 | 4,931.7 | 2,951 | 508 | 0 |
| NAVBASE Guam (Agana) | | Navy Active | Agana | 1 | 220 | 0 | 0 | 0 | 0 | 1 | 10 | 17.9 | 0 | 0 | 0 |
| NAVBASE Guam (Andersen AFB) | | Navy Active | Agana | 11 | 86,998 | 0 | 0 | 1 | 168 | | | 131.4 | 0 | 0 | 0 |
| Nimitz Hill | | Navy Active | Nimitz Hill | 78 | 239,198 | 0 | 0 | 0 | 0 | 50 | 78 | 134.6 | 0 | 0 | 0 |
| Sasa Valley | | Navy Active | Piti | 32 | 16,847 | 0 | 0 | 0 | 0 | 421 | 432 | 205.1 | 0 | 0 | 0 |
| Talofofu | | Navy Active | Talofofu | | | | | | | 13 | 13 | 0.0 | 0 | 0 | 0 |
| Tanguisson Point | | Navy Active | Dededo | 1 | 29,205 | 0 | 0 | 0 | 0 | 27 | 27 | 141.9 | 0 | 0 | 0 |
| Tenjo Vista | | Navy Active | Piti | 7 | 927 | 0 | 0 | 0 | 0 | | | 77.0 | 0 | 0 | 0 |
| Tiyan | | Navy Active | Agana | 1 | 895 | 0 | 0 | 0 | 0 | 0 | 22 | 2.6 | 0 | 0 | 0 |
| ** OTHER SITE(S): 3 | | | | 2 | 12,693 | 1 | 157 | 0 | 0 | | | 8.6 | 16 | 0 | 0 |
| Guam Total: | | | | 2,386 | 10,394,547 | 1 | 157 | 6 | 66,288 | 21,532 | 21,934 | 9,358.8 | 2,971 | 508 | 0 |

Hawaii

| | | | | | | | | | | | | | | | |
|----------------------------------|---|-------------|---------------|-------|------------|---|--------|-------|-----------|-------|-------|---------|--------|-------|---|
| Barking Sands | | Navy Active | Kekaha | 270 | 601,538 | 0 | 0 | 5 | 3,600 | 1,933 | 4,354 | 398.7 | 0 | 0 | 0 |
| CSO Barbers Pt HI | | Navy Active | Barbers Point | | | | | | | 1,116 | 1,246 | 76.0 | 0 | 0 | 0 |
| EWA | | Navy Active | Ewa Beach | 1,896 | 3,404,433 | 0 | 0 | 0 | 0 | 3,130 | 3,144 | 915.2 | 0 | 0 | 0 |
| Honolulu | R | Navy Active | Pearl Harbor | 698 | 3,000,378 | 1 | 55,000 | 1,223 | 3,038,874 | 616 | 620 | 1,442.6 | 0 | 0 | 0 |
| Kalaeloa | | Navy Active | Barbers Point | 166 | 1,020,650 | 0 | 0 | 0 | 0 | 932 | 940 | 417.5 | 0 | 0 | 0 |
| Kamokala Ridge | | Navy Active | Kekaha | 13 | 23,582 | 0 | 0 | 0 | 0 | 0 | 89 | 13.8 | 0 | 0 | 0 |
| Kunia | | Navy Active | Kunia | 0 | 0 | 0 | 0 | 10 | 275,180 | 0 | 96 | 133.5 | 0 | 0 | 0 |
| Makaha Ridge | | Navy Active | Kokee | 14 | 24,774 | 0 | 0 | 0 | 0 | 0 | 245 | 25.6 | 0 | 0 | 0 |
| NAVSTA Pearl Harbor | R | Navy Active | Pearl Harbor | 935 | 11,547,468 | 0 | 0 | 1 | 4,000 | 7,362 | 7,415 | 6,055.7 | 14,340 | 8,430 | 7 |
| NAVSTA Pearl Harbor (Aiea) | | Navy Active | Aiea | 89 | 184,434 | 0 | 0 | 201 | 350,609 | 96 | 99 | 192.1 | 0 | 0 | 0 |
| NAVSTA Pearl Harbor (Pearl City) | | Navy Active | Pearl City | 345 | 1,402,854 | 0 | 0 | 0 | 0 | 276 | 284 | 441.6 | 0 | 0 | 0 |
| NAVSTA Pearl Harbor (Wahiawa) | | Navy Active | Wahiawa | 308 | 1,089,216 | 0 | 0 | 2 | 11,326 | 720 | 743 | 352.8 | 112 | 0 | 0 |
| Red Hill | | Navy Active | Honolulu | 20 | 27,777 | 0 | 0 | 0 | 0 | 242 | 243 | 676.2 | 0 | 0 | 0 |

* Sites having assets that are Federally funded (e.g., owned, lease, licence, permit) and State-owned interest.

** US Locations that do not meet criteria of at least ten (10) Acres AND at least \$10M PRV. US Territories and Non-US Locations that do not meet criteria of at least ten (10) Acres OR at least \$10M PRV.

**DEPARTMENT OF DEFENSE - Navy
Base Structure Report - As of 30 Sep 2006**

| SITE | BRAC 2005 | COMPONENT | NAME NEAREST CITY | BUILDINGS | | | | | | ACRES OWNED | TOTAL ACRES | PRV (\$M) | MIL | CIV | OTHER |
|----------------------------|--------------|-------------|-------------------------|--------------|-------------------|----------|---------------|--------------|------------------|----------------|----------------|-----------------|---------------|--------------|----------|
| | | | | OWNED | | LEASED | | OTHER | | | | | | | |
| | | | | COUNT | SQFT | COUNT | SQFT | COUNT | SQFT | | | | | | |
| Waianae | | Navy Active | Lualualei | 430 | 1,113,052 | 0 | 0 | 0 | 0 | 9,228 | 9,229 | 591.9 | 0 | 0 | 0 |
| Waikele | | Navy Active | Waipahu | 134 | 439,967 | 0 | 0 | 0 | 0 | 478 | 479 | 215.9 | 0 | 0 | 0 |
| Waipahu | | Navy Active | Waipahu | 24 | 44,210 | 0 | 0 | 0 | 0 | 1,453 | 1,455 | 60.2 | 0 | 0 | 0 |
| ** OTHER SITE(S): 9 | | | | 10 | 39,701 | 1 | 11,521 | 0 | 0 | 112 | 1,295 | 32.0 | 0 | 0 | 0 |
| Hawaii Total: | | | | 5,352 | 23,964,034 | 2 | 66,521 | 1,442 | 3,683,589 | 27,694 | 31,974 | 12,041.5 | 14,452 | 8,430 | 7 |
| Idaho | | | | | | | | | | | | | | | |
| Bayview Idaho | | Navy Active | Bayview | 13 | 80,368 | 0 | 0 | 0 | 0 | 22 | 22 | 26.0 | 0 | 44 | 0 |
| ** OTHER SITE(S): 4 | | | | 3 | 3,040 | 3 | 38,356 | 2 | 9,003 | 0 | 9 | 10.7 | 251 | 0 | 0 |
| Idaho Total: | | | | 16 | 83,408 | 3 | 38,356 | 2 | 9,003 | 22 | 31 | 36.6 | 251 | 44 | 0 |
| Illinois | | | | | | | | | | | | | | | |
| Fort Sheridan | | Navy Active | Ft Sheridan | 3 | 3,567 | 0 | 0 | 93 | 603,073 | 206 | 206 | 121.5 | 185 | 0 | 0 |
| Glenview | | Navy Active | Glenview | 3 | 23,998 | 0 | 0 | 123 | 703,464 | 93 | 93 | 94.2 | 0 | 0 | 0 |
| NS Great Lakes | R | Navy Active | Great Lakes | 292 | 11,599,198 | 0 | 0 | 677 | 2,450,435 | 1,629 | 1,697 | 3,840.2 | 21,995 | 5,082 | 0 |
| ** OTHER SITE(S): 6 | | | | 28 | 223,946 | 1 | 1,593 | 0 | 0 | 23 | 33 | 53.2 | 1,156 | 0 | 0 |
| Illinois Total: | | | | 326 | 11,850,709 | 1 | 1,593 | 893 | 3,756,972 | 1,952 | 2,029 | 4,109.2 | 23,336 | 5,082 | 0 |
| Indiana | | | | | | | | | | | | | | | |
| NSA Crane | R | Navy Active | Crane | 2,500 | 11,329,936 | 0 | 0 | 0 | 0 | 62,433 | 62,435 | 3,678.8 | 0 | 0 | 0 |
| ** OTHER SITE(S): 5 | | | | 3 | 7,184 | 1 | 55,519 | 3 | 12,533 | 461 | 474 | 16.0 | 821 | 0 | 0 |
| Indiana Total: | | | | 2,503 | 11,337,120 | 1 | 55,519 | 3 | 12,533 | 62,894 | 62,909 | 3,694.8 | 821 | 0 | 0 |
| Iowa | | | | | | | | | | | | | | | |
| ** OTHER SITE(S): 4 | | | | 3 | 82,648 | 3 | 8,282 | 1 | 8,300 | 4 | 19 | 21.0 | 451 | 0 | 0 |
| Iowa Total: | | | | 3 | 82,648 | 3 | 8,282 | 1 | 8,300 | 4 | 19 | 21.0 | 451 | 0 | 0 |
| Kansas | | | | | | | | | | | | | | | |
| ** OTHER SITE(S): 1 | | | | 3 | 40,462 | 0 | 0 | 0 | 0 | 0 | 8 | 8.0 | 296 | 0 | 0 |
| Kansas Total: | | | | 3 | 40,462 | 0 | 0 | 0 | 0 | 0 | 8 | 8.0 | 296 | 0 | 0 |

* Sites having assets that are Federally funded (e.g., owned, lease, licence, permit) and State-owned interest.

** US Locations that do not meet criteria of at least ten (10) Acres AND at least \$10M PRV. US Territories and Non-US Locations that do not meet criteria of at least ten (10) Acres OR at least \$10M PRV.

DEPARTMENT OF DEFENSE - Navy
Base Structure Report - As of 30 Sep 2006

| SITE | BRAC 2005 | COMPONENT | NAME NEAREST CITY | BUILDINGS | | | | | | ACRES OWNED | TOTAL ACRES | PRV (\$M) | MIL | CIV | OTHER |
|-------------------------|--------------|--------------|-------------------------|------------|------------------|----------|--------------|-----------|---------------|----------------|----------------|----------------|----------------|--------------|----------|
| | | | | OWNED | | LEASED | | OTHER | | | | | | | |
| | | | | COUNT | SQFT | COUNT | SQFT | COUNT | SQFT | | | | | | |
| <u>Kentucky</u> | | | | | | | | | | | | | | | |
| ** OTHER SITE(S): 4 | | | | 4 | 35,908 | 1 | 6,556 | 0 | 0 | 5 | 5 | 8.3 | 479 | 0 | 0 |
| Kentucky Total: | | | | 4 | 35,908 | 1 | 6,556 | 0 | 0 | 5 | 5 | 8.3 | 479 | 0 | 0 |
| <u>Louisiana</u> | | | | | | | | | | | | | | | |
| East Bank | | Navy Active | New Orleans | 6 | 1,012,512 | 0 | 0 | 0 | 0 | 25 | 26 | 231.1 | 0 | 0 | 0 |
| NAS JRB New Orleans | R | Navy Reserve | Belle Chasse | 152 | 1,575,489 | 0 | 0 | 0 | 0 | 5,009 | 5,009 | 616.0 | 2,749 | 122 | 0 |
| NOSC New Orleans | | Navy Reserve | New Orleans | 5 | 69,597 | 0 | 0 | 0 | 0 | 13 | 13 | 15.3 | 0 | 0 | 0 |
| NSA New Orleans | R | Navy Active | New Orleans | 77 | 956,803 | 0 | 0 | 0 | 0 | 188 | 199 | 236.4 | 186,481 | 678 | 0 |
| ** OTHER SITE(S): 3 | | | | 19 | 94,293 | 0 | 0 | 0 | 0 | 6 | 22 | 17.4 | 611 | 0 | 0 |
| Louisiana Total: | | | | 259 | 3,708,694 | 0 | 0 | 0 | 0 | 5,241 | 5,268 | 1,116.3 | 189,841 | 800 | 0 |
| <u>Maine</u> | | | | | | | | | | | | | | | |
| Corea Maine | | Navy Active | Corea | 13 | 82,401 | 0 | 0 | 0 | 0 | 461 | 461 | 77.7 | 0 | 0 | 0 |
| McKeen Street | | Navy Active | Brunswick | 187 | 362,494 | 0 | 0 | 0 | 0 | 70 | 75 | 39.1 | 0 | 0 | 0 |
| NAS Brunswick | C | Navy Active | Brunswick | 222 | 1,918,212 | 0 | 0 | 14 | 9,428 | 3,265 | 3,287 | 651.0 | 2,476 | 4,874 | 0 |
| NCTS Cutler VLF Area | | Navy Active | Cutler | 38 | 125,125 | 0 | 0 | 0 | 0 | 2,805 | 2,805 | 75.4 | 0 | 0 | 0 |
| NSY Portsmouth, Maine | R | Navy Active | Kittery | 295 | 4,194,464 | 0 | 0 | 55 | 34,387 | 309 | 309 | 1,162.6 | 46 | 27 | 0 |
| Topsham | | Navy Active | Topsham | 62 | 296,595 | 0 | 0 | 0 | 0 | 91 | 91 | 50.6 | 145 | 0 | 0 |
| ** OTHER SITE(S): 9 | | | | 37 | 70,582 | 0 | 0 | 0 | 0 | 12,602 | 12,611 | 24.1 | 24 | 47 | 0 |
| Maine Total: | | | | 854 | 7,049,873 | 0 | 0 | 69 | 43,815 | 19,604 | 19,640 | 2,080.5 | 2,691 | 4,948 | 0 |
| <u>Maryland</u> | | | | | | | | | | | | | | | |
| Bethesda | R | Navy Active | Bethesda | 85 | 3,436,271 | 0 | 0 | 0 | 0 | 242 | 243 | 939.8 | 3,600 | 3,660 | 0 |
| Blossom Point MD | | Navy Active | La Plata | 20 | 48,279 | 0 | 0 | 0 | 0 | 0 | 265 | 18.1 | 0 | 0 | 0 |
| Chesapeake Bay Detach | | Navy Active | Solomons | 71 | 211,050 | 0 | 0 | 0 | 0 | 168 | 168 | 84.0 | 0 | 0 | 0 |
| CTSOFC Annapolis Det MD | | Navy Active | Annapolis | 82 | 599,766 | 0 | 0 | 0 | 0 | 90 | 90 | 162.0 | 0 | 0 | 0 |
| Gambrills | | Navy Active | Annapolis | 64 | 115,996 | 0 | 0 | 0 | 0 | 856 | 856 | 21.9 | 0 | 0 | 0 |
| Glenn Forest | | Navy Active | Lexington Park | 0 | 0 | 0 | 0 | 59 | 448,884 | 139 | 139 | 48.0 | 0 | 0 | 0 |
| NAF Washington | R | Navy Active | Upper Marlboro | 24 | 604,653 | 0 | 0 | 5 | 44,175 | 0 | 119 | 198.1 | 803 | 0 | 0 |
| NAVACAD North Severn | | Navy Active | Annapolis | 32 | 214,222 | 0 | 0 | 0 | 0 | 527 | 527 | 69.6 | 0 | 0 | 0 |

* Sites having assets that are Federally funded (e.g., owned, lease, licence, permit) and State-owned interest.

** US Locations that do not meet criteria of at least ten (10) Acres AND at least \$10M PRV. US Territories and Non-US Locations that do not meet criteria of at least ten (10) Acres OR at least \$10M PRV.

DEPARTMENT OF DEFENSE - Navy
Base Structure Report - As of 30 Sep 2006

| SITE | BRAC 2005 | COMPONENT | NAME NEAREST CITY | BUILDINGS | | | | | | ACRES OWNED | TOTAL ACRES | PRV (\$M) | MIL | CIV | OTHER |
|-----------------------------|--------------|--------------|-------------------------|--------------|-------------------|----------|---------------|------------|------------------|----------------|----------------|----------------|--------------|---------------|----------|
| | | | | OWNED | | LEASED | | OTHER | | | | | | | |
| | | | | COUNT | SQFT | COUNT | SQFT | COUNT | SQFT | | | | | | |
| NMIC Suitland | | Navy Active | Suitland | 5 | 636,965 | 0 | 0 | 0 | 0 | 84 | 84 | 139.5 | 0 | 0 | 0 |
| NS Annapolis | R | Navy Active | Annapolis | 122 | 678,307 | 0 | 0 | 0 | 0 | 278 | 278 | 165.2 | 0 | 0 | 0 |
| NSWC Carderock | R | Navy Active | Bethesda | 71 | 1,832,452 | 0 | 0 | 0 | 0 | 186 | 186 | 383.2 | 0 | 0 | 0 |
| NSWC Indian Head | R | Navy Active | Indian Head | 1,058 | 2,870,836 | 0 | 0 | 93 | 335,112 | 1,961 | 1,961 | 1,001.9 | 490 | 95 | 0 |
| Patuxent River | R | Navy Active | Patuxent River | 501 | 6,240,395 | 0 | 0 | 369 | 1,133,606 | 6,398 | 6,398 | 2,388.3 | 2,804 | 6,513 | 1 |
| Solomons Island | | Navy Active | Solomons | 131 | 284,093 | 0 | 0 | 1 | 5,340 | 295 | 295 | 76.9 | 0 | 0 | 0 |
| Stump Neck Area | | Navy Active | Indian Head | 87 | 287,722 | 0 | 0 | 0 | 0 | 1,087 | 1,087 | 81.0 | 0 | 0 | 0 |
| USNA Annapolis | | Navy Active | Annapolis | 197 | 5,106,129 | 0 | 0 | 0 | 0 | 355 | 356 | 1,231.8 | 9 | 0 | 0 |
| Webster Field | | Navy Active | Saint Inigoes | 68 | 554,728 | 0 | 0 | 0 | 0 | 968 | 968 | 214.8 | 0 | 0 | 0 |
| White Plains RR | | Navy Active | Indian Head | | | | | | | 165 | 165 | 14.3 | 0 | 0 | 0 |
| ** OTHER SITE(S): 33 | | | | 42 | 123,953 | 4 | 76,257 | 1 | 97 | 6,291 | 6,991 | 51.2 | 881 | 0 | 0 |
| Maryland Total: | | | | 2,660 | 23,845,817 | 4 | 76,257 | 528 | 1,967,214 | 20,093 | 21,177 | 7,289.6 | 8,587 | 10,268 | 1 |
| Massachusetts | | | | | | | | | | | | | | | |
| NAVPRO Pittsfield | | Navy Active | Pittsfield | 5 | 823,949 | 0 | 0 | 0 | 0 | 30 | 30 | 197.5 | 0 | 0 | 0 |
| NWIRP Bedford | | Navy Active | Bedford | 6 | 275,969 | 0 | 0 | 0 | 0 | 46 | 79 | 105.2 | 0 | 0 | 0 |
| South Weymouth MA NAS CSO | | Navy Active | Weymouth | 162 | 995,625 | 0 | 0 | 0 | 0 | 1,444 | 1,518 | 432.1 | 0 | 0 | 0 |
| Squantum Housing | | Navy Active | Weymouth | 38 | 107,962 | 0 | 0 | 0 | 0 | 28 | 28 | 12.4 | 0 | 0 | 0 |
| ** OTHER SITE(S): 9 | | | | 12 | 172,276 | 3 | 28,276 | 3 | 29,390 | 730 | 731 | 55.6 | 335 | 74 | 0 |
| Massachusetts Total: | | | | 223 | 2,375,781 | 3 | 28,276 | 3 | 29,390 | 2,278 | 2,385 | 802.8 | 335 | 74 | 0 |
| Michigan | | | | | | | | | | | | | | | |
| NOSC-MCRC Batl Creek | | Navy Reserve | Battle Creek | 6 | 56,916 | 0 | 0 | 0 | 0 | 26 | 158 | 12.9 | 396 | 0 | 0 |
| ** OTHER SITE(S): 6 | | | | 11 | 146,832 | 1 | 13,132 | 9 | 95,552 | 10 | 909 | 58.8 | 933 | 0 | 0 |
| Michigan Total: | | | | 17 | 203,748 | 1 | 13,132 | 9 | 95,552 | 36 | 1,067 | 71.6 | 1,329 | 0 | 0 |
| Minnesota | | | | | | | | | | | | | | | |
| Minneapolis | | Navy Active | Fridley | 14 | 1,745,338 | 0 | 0 | 0 | 0 | 83 | 88 | 414.8 | 0 | 0 | 0 |
| NMCRC Saint Paul | | Navy Reserve | Minneapolis | 4 | 51,521 | 0 | 0 | 0 | 0 | 10 | 11 | 12.5 | 0 | 0 | 0 |
| NOSC-MCRC Minneapolis | | Navy Reserve | Minneapolis | 1 | 96,000 | 0 | 0 | 0 | 0 | 12 | 12 | 23.9 | 1,088 | 0 | 0 |
| ** OTHER SITE(S): 2 | | | | 14 | 28,304 | 2 | 3,120 | 0 | 0 | 1 | 95 | 9.9 | 82 | 0 | 0 |
| Minnesota Total: | | | | 33 | 1,921,163 | 2 | 3,120 | 0 | 0 | 106 | 206 | 461.0 | 1,170 | 0 | 0 |

* Sites having assets that are Federally funded (e.g., owned, lease, licence, permit) and State-owned interest.

** US Locations that do not meet criteria of at least ten (10) Acres AND at least \$10M PRV. US Territories and Non-US Locations that do not meet criteria of at least ten (10) Acres OR at least \$10M PRV.

DEPARTMENT OF DEFENSE - Navy
Base Structure Report - As of 30 Sep 2006

| SITE | BRAC 2005 | COMPONENT | NAME NEAREST CITY | BUILDINGS | | | | | | ACRES OWNED | TOTAL ACRES | PRV (\$M) | MIL | CIV | OTHER |
|---------------------------|--------------|--------------|-------------------------|--------------|------------------|----------|---------------|-----------|------------------|----------------|----------------|----------------|--------------|--------------|----------|
| | | | | OWNED | | LEASED | | OTHER | | | | | | | |
| | | | | COUNT | SQFT | COUNT | SQFT | COUNT | SQFT | | | | | | |
| Mississippi | | | | | | | | | | | | | | | |
| CBC Gulfport | | Navy Active | Gulfport | 365 | 4,639,924 | 0 | 0 | 0 | 0 | 1,098 | 1,169 | 768.4 | 6,543 | 1,486 | 0 |
| Lakeside Housing | | Navy Active | Pascagoula | 6 | 191,658 | 0 | 0 | 0 | 0 | 33 | 33 | 37.0 | 0 | 0 | 0 |
| NAS Meridian | R | Navy Active | Meridian | 523 | 2,492,890 | 0 | 0 | 0 | 0 | 8,061 | 8,065 | 656.0 | 1,011 | 0 | 0 |
| NS Pascagoula | C | Navy Active | Pascagoula | 41 | 321,513 | 0 | 0 | 0 | 0 | 529 | 529 | 86.3 | 771 | 0 | 0 |
| OLF Bravo | | Navy Active | Preston | 6 | 8,533 | 0 | 0 | 0 | 0 | 1,255 | 1,463 | 41.7 | 0 | 0 | 0 |
| Sand Hill Housing | | Navy Active | Gautier | 80 | 360,407 | 0 | 0 | 0 | 0 | 75 | 75 | 44.9 | 0 | 0 | 0 |
| ** OTHER SITE(S): 6 | | | | 3 | 344 | 0 | 0 | 76 | 1,070,755 | 654 | 5,136 | 199.8 | 0 | 132 | 0 |
| Mississippi Total: | | | | 1,024 | 8,015,269 | 0 | 0 | 76 | 1,070,755 | 11,704 | 16,469 | 1,834.0 | 8,325 | 1,618 | 0 |
| Missouri | | | | | | | | | | | | | | | |
| NOSC Kansas City | | Navy Reserve | Kansas City | 2 | 49,992 | 0 | 0 | 0 | 0 | 0 | 10 | 10.0 | 487 | 0 | 0 |
| ** OTHER SITE(S): 5 | | | | 15 | 120,996 | 1 | 78,782 | 0 | 0 | 24 | 32 | 42.0 | 1,391 | 0 | 0 |
| Missouri Total: | | | | 17 | 170,988 | 1 | 78,782 | 0 | 0 | 24 | 42 | 52.0 | 1,878 | 0 | 0 |
| Montana | | | | | | | | | | | | | | | |
| ** OTHER SITE(S): 2 | | | | 3 | 21,481 | 0 | 0 | 1 | 17,000 | 0 | 6 | 9.3 | 228 | 0 | 0 |
| Montana Total: | | | | 3 | 21,481 | 0 | 0 | 1 | 17,000 | 0 | 6 | 9.3 | 228 | 0 | 0 |
| Nebraska | | | | | | | | | | | | | | | |
| ** OTHER SITE(S): 2 | | | | 3 | 40,397 | 1 | 17,724 | 0 | 0 | 7 | 12 | 12.1 | 559 | 0 | 0 |
| Nebraska Total: | | | | 3 | 40,397 | 1 | 17,724 | 0 | 0 | 7 | 12 | 12.1 | 559 | 0 | 0 |
| Nevada | | | | | | | | | | | | | | | |
| EW Range Fac | | Navy Active | Fallon | 6 | 31,942 | 0 | 0 | 0 | 0 | 9,628 | 9,628 | 43.7 | 0 | 0 | 0 |
| Hawthorne Nevada | | Navy Active | Hawthorne | 0 | 0 | 2 | 15,356 | 37 | 337,796 | 0 | 15 | 106.3 | 0 | 0 | 0 |
| NAS Fallon | R | Navy Active | Fallon | 533 | 2,445,653 | 0 | 0 | 1 | 8 | 7,865 | 7,897 | 1,125.2 | 1,073 | 186 | 0 |
| Target B-16 | | Navy Active | Fallon | 1 | 480 | 0 | 0 | 0 | 0 | 17,280 | 22,087 | 17.5 | 0 | 0 | 0 |
| Target B-17 | | Navy Active | Fallon | 6 | 4,888 | 0 | 0 | 0 | 0 | 21,400 | 21,440 | 23.5 | 0 | 0 | 0 |
| Target B-19 | | Navy Active | Fallon | 4 | 628 | 0 | 0 | 0 | 0 | 17,332 | 17,332 | 17.3 | 0 | 0 | 0 |

* Sites having assets that are Federally funded (e.g., owned, lease, licence, permit) and State-owned interest.

** US Locations that do not meet criteria of at least ten (10) Acres AND at least \$10M PRV. US Territories and Non-US Locations that do not meet criteria of at least ten (10) Acres OR at least \$10M PRV.

DEPARTMENT OF DEFENSE - Navy
Base Structure Report - As of 30 Sep 2006

| SITE | BRAC 2005 | COMPONENT | NAME NEAREST CITY | BUILDINGS | | | | | | ACRES OWNED | TOTAL ACRES | PRV (\$M) | MIL | CIV | OTHER |
|------------------------------|--------------|--------------|-------------------------|------------|------------------|-----------|----------------|-----------|----------------|----------------|----------------|----------------|--------------|------------|-----------|
| | | | | OWNED | | LEASED | | OTHER | | | | | | | |
| | | | | COUNT | SQFT | COUNT | SQFT | COUNT | SQFT | | | | | | |
| Target B-20 | | Navy Active | Fallon | 2 | 1,600 | 0 | 0 | 0 | 0 | 41,006 | 41,006 | 17.2 | 0 | 0 | 0 |
| ** OTHER SITE(S): 8 | | | | 3 | 36,118 | 3 | 500 | 3 | 29,506 | 0 | 13 | 20.1 | 703 | 0 | 0 |
| Nevada Total: | | | | 555 | 2,521,309 | 5 | 15,856 | 41 | 367,310 | 114,510 | 119,416 | 1,370.8 | 1,776 | 186 | 0 |
| <u>New Jersey</u> | | | | | | | | | | | | | | | |
| NAES Lakehurst | R | Navy Active | Lakehurst | 188 | 2,738,064 | 0 | 0 | 37 | 101,991 | 7,408 | 7,408 | 1,132.4 | 184 | 32 | 72 |
| NAVRESCEN Fort Dix | | Navy Active | Trenton | 11 | 100,837 | 0 | 0 | 0 | 0 | 14 | 14 | 25.6 | 574 | 0 | 0 |
| NWS Earle | R | Navy Active | Colts Neck | 452 | 2,027,901 | 50 | 346,710 | 1 | 1,050 | 11,146 | 11,146 | 938.8 | 216 | 0 | 0 |
| Pinehurst Estates | | Navy Active | Lakehurst | 0 | 0 | 0 | 0 | 46 | 231,123 | 26 | 26 | 28.3 | 0 | 0 | 0 |
| Waterfront Earle | | Navy Active | Colts Neck | 35 | 216,616 | 0 | 0 | 0 | 0 | 705 | 705 | 282.2 | 0 | 0 | 0 |
| ** OTHER SITE(S): 6 | | | | 17 | 183,412 | 0 | 0 | 0 | 0 | 13 | 25 | 48.4 | 191 | 0 | 0 |
| New Jersey Total: | | | | 703 | 5,266,830 | 50 | 346,710 | 84 | 334,164 | 19,311 | 19,323 | 2,455.7 | 1,165 | 32 | 72 |
| <u>New Mexico</u> | | | | | | | | | | | | | | | |
| White Sands | | Navy Active | Las Cruces | 41 | 192,492 | 0 | 0 | 1 | 4,224 | 0 | 85 | 60.9 | 0 | 0 | 0 |
| New Mexico Total: | | | | 41 | 192,492 | 0 | 0 | 1 | 4,224 | 0 | 85 | 60.9 | 0 | 0 | 0 |
| <u>New York</u> | | | | | | | | | | | | | | | |
| Bethpage | | Navy Active | Bethpage | 37 | 1,178,292 | 0 | 0 | 0 | 0 | 105 | 105 | 311.2 | 0 | 0 | 0 |
| Mitchel Field | | Navy Active | Hempstead | 100 | 464,372 | 0 | 0 | 0 | 0 | 45 | 45 | 87.6 | 0 | 0 | 0 |
| Mitchel Manor 1 | | Navy Active | Hempstead | 18 | 225,398 | 0 | 0 | 0 | 0 | 12 | 12 | 33.4 | 0 | 0 | 0 |
| Mitchel Manor 2 | | Navy Active | Hempstead | 16 | 220,402 | 0 | 0 | 0 | 0 | 37 | 37 | 54.3 | 0 | 0 | 0 |
| NUWC Fishers Island | | Navy Active | Fishers Island | 9 | 47,754 | 1 | 168 | 0 | 0 | 72 | 78 | 15.9 | 0 | 0 | 0 |
| Saratoga | | Navy Active | Saratoga Springs | 95 | 459,966 | 0 | 0 | 1 | 3,124 | 93 | 93 | 54.0 | 1 | 0 | 0 |
| ** OTHER SITE(S): 13 | | | | 30 | 341,495 | 0 | 0 | 0 | 0 | 68 | 76 | 86.1 | 3,274 | 0 | 0 |
| New York Total: | | | | 305 | 2,937,679 | 1 | 168 | 1 | 3,124 | 431 | 444 | 642.5 | 3,275 | 0 | 0 |
| <u>North Carolina</u> | | | | | | | | | | | | | | | |
| Harvey Pt | | Navy Active | Hertford | 21 | 40,593 | 0 | 0 | 0 | 0 | 1,675 | 1,791 | 39.9 | 0 | 0 | 0 |
| NOSC Greensboro | | Navy Reserve | Greensboro | 2 | 59,951 | 0 | 0 | 0 | 0 | 10 | 10 | 11.2 | 493 | 0 | 0 |
| ** OTHER SITE(S): 15 | | | | 5 | 125,607 | 1 | 637 | 1 | 7,807 | 2,799 | 2,906 | 24.4 | 932 | 0 | 0 |
| North Carolina Total: | | | | 28 | 226,151 | 1 | 637 | 1 | 7,807 | 4,484 | 4,707 | 75.5 | 1,425 | 0 | 0 |

* Sites having assets that are Federally funded (e.g., owned, lease, licence, permit) and State-owned interest.

** US Locations that do not meet criteria of at least ten (10) Acres AND at least \$10M PRV. US Territories and Non-US Locations that do not meet criteria of at least ten (10) Acres OR at least \$10M PRV.

DEPARTMENT OF DEFENSE - Navy
Base Structure Report - As of 30 Sep 2006

| SITE | BRAC 2005 | COMPONENT | NAME NEAREST CITY | BUILDINGS | | | | ACRES OWNED | TOTAL ACRES | PRV (\$M) | MIL | CIV | OTHER | | |
|---------------------------------|--------------|--------------|--|-----------|----------------|----------|---------------|----------------|----------------|---------------|---------------|--------------|--------------|----------|----------|
| | | | | OWNED | | LEASED | | | | | | | | OTHER | |
| | | | | COUNT | SQFT | COUNT | SQFT | | | | | | | COUNT | SQFT |
| North Dakota | | | | | | | | | | | | | | | |
| ** OTHER SITE(S): 3 | | | | 6 | 24,487 | 0 | 0 | 1 | 22,816 | 2 | 836 | 10.5 | 79 | 0 | 0 |
| | | | North Dakota Total: | 6 | 24,487 | 0 | 0 | 1 | 22,816 | 2 | 836 | 10.5 | 79 | 0 | 0 |
| Northern Mariana Islands | | | | | | | | | | | | | | | |
| Farrallon De Medinilla | | Navy Active | Saipan, Mariana Isl | | | | | | | 0 | 206 | 0.0 | 0 | 0 | 0 |
| NAVBASE Guam (Saipan) | | Navy Active | Saipan, Mariana Isl | | | | | | | 0 | 177 | 0.0 | 0 | 0 | 0 |
| Tinian | | Navy Active | Tinian, Mariana Isl | | | | | | | 0 | 16,554 | 0.0 | 0 | 0 | 0 |
| | | | Northern Mariana Islands Total: | 0 | 0 | 0 | 0 | 0 | 0 | 0 | 16,937 | 0.0 | 0 | 0 | 0 |
| Ohio | | | | | | | | | | | | | | | |
| Bratenahl | | Navy Active | Cleveland | 8 | 76,675 | 0 | 0 | 0 | 0 | 27 | 31 | 20.9 | 224 | 0 | 0 |
| NOSC-MCRC Columbus | | Navy Reserve | Columbus | 12 | 147,750 | 0 | 0 | 0 | 0 | 24 | 24 | 31.8 | 818 | 0 | 0 |
| NOSC-MCRC Toledo | | Navy Reserve | Toledo | 3 | 52,591 | 0 | 0 | 0 | 0 | 14 | 14 | 13.0 | 293 | 0 | 0 |
| ** OTHER SITE(S): 5 | | | | 15 | 230,323 | 0 | 0 | 0 | 0 | 4 | 24 | 45.2 | 1,154 | 0 | 0 |
| | | | Ohio Total: | 38 | 507,339 | 0 | 0 | 0 | 0 | 70 | 92 | 110.9 | 2,489 | 0 | 0 |
| Oklahoma | | | | | | | | | | | | | | | |
| NOSC-MCRC Tulsa | C | Navy Reserve | Broken Arrow | 2 | 63,644 | 0 | 0 | 0 | 0 | 11 | 11 | 12.6 | 560 | 0 | 0 |
| ** OTHER SITE(S): 1 | | | | 0 | 0 | 1 | 3,714 | 0 | 0 | | | 0.6 | 0 | 0 | 0 |
| | | | Oklahoma Total: | 2 | 63,644 | 1 | 3,714 | 0 | 0 | 11 | 11 | 13.2 | 560 | 0 | 0 |
| Oregon | | | | | | | | | | | | | | | |
| NAVOBSPTCEN Portland | | Navy Reserve | Portland | 5 | 67,119 | 2 | 1,497 | 0 | 0 | 14 | 14 | 17.5 | 631 | 0 | 0 |
| NAVWPNSYSTRAFAC Boardman | | Navy Active | Boardman | 9 | 20,058 | 0 | 0 | 0 | 0 | 56,543 | 62,871 | 21.5 | 0 | 0 | 0 |
| ** OTHER SITE(S): 3 | | | | 8 | 37,479 | 6 | 20,245 | 0 | 0 | 2 | 49 | 12.9 | 365 | 0 | 0 |
| | | | Oregon Total: | 22 | 124,656 | 8 | 21,742 | 0 | 0 | 56,560 | 62,934 | 51.9 | 996 | 0 | 0 |
| Pennsylvania | | | | | | | | | | | | | | | |
| Det Phil Annex PNBC | R | Navy Active | Philadelphia | 56 | 2,419,530 | 0 | 0 | 0 | 0 | 262 | 262 | 656.5 | 0 | 0 | 0 |
| Det Philadelphia PA | R | Navy Active | Philadelphia | 49 | 2,284,391 | 0 | 0 | 0 | 0 | 134 | 134 | 500.5 | 0 | 197 | 0 |
| NAVSUPPACT Mechanicsburg | R | Navy Active | Mechanicsburg | 144 | 8,714,092 | 0 | 0 | 0 | 0 | 818 | 818 | 1,099.1 | 0 | 38 | 0 |

* Sites having assets that are Federally funded (e.g., owned, lease, licence, permit) and State-owned interest.

** US Locations that do not meet criteria of at least ten (10) Acres AND at least \$10M PRV. US Territories and Non-US Locations that do not meet criteria of at least ten (10) Acres OR at least \$10M PRV.

DEPARTMENT OF DEFENSE - Navy
Base Structure Report - As of 30 Sep 2006

| SITE | BRAC 2005 | COMPONENT | NAME NEAREST CITY | BUILDINGS | | | | | | ACRES OWNED | TOTAL ACRES | PRV (\$M) | MIL | CIV | OTHER |
|-----------------------------|--------------|--------------|-------------------------|--------------|-------------------|----------|----------|----------|---------------|----------------|----------------|----------------|--------------|--------------|----------|
| | | | | OWNED | | LEASED | | OTHER | | | | | | | |
| | | | | COUNT | SQFT | COUNT | SQFT | COUNT | SQFT | | | | | | |
| NMCRC Pittsburg | R | Navy Reserve | Pittsburgh | 3 | 74,116 | 0 | 0 | 0 | 0 | 13 | 13 | 15.2 | 463 | 0 | 0 |
| Philadelphia PA NH CSO | | Navy Active | Philadelphia | 49 | 695,379 | 0 | 0 | 0 | 0 | 49 | 49 | 198.0 | 0 | 0 | 0 |
| Warminster PA NAWC-AD CSO | | Navy Active | Warminster | 62 | 1,410,380 | 0 | 0 | 0 | 0 | 461 | 542 | 419.1 | 0 | 0 | 0 |
| Willow Grove | C | Navy Active | Willow Grove | 120 | 1,126,842 | 0 | 0 | 0 | 0 | 884 | 967 | 463.6 | 4,043 | 4,457 | 0 |
| ** OTHER SITE(S): 12 | | | | 101 | 1,007,256 | 0 | 0 | 0 | 0 | 34 | 35 | 452.4 | 1,046 | 0 | 0 |
| Pennsylvania Total: | | | | 584 | 17,731,986 | 0 | 0 | 0 | 0 | 2,655 | 2,820 | 3,804.5 | 5,552 | 4,692 | 0 |
| <u>Puerto Rico</u> | | | | | | | | | | | | | | | |
| Cabeza De Perro | | Navy Active | Naguabo | | | | | | | 29 | 29 | 0.0 | 0 | 0 | 0 |
| Fort Allen Puerto Rico | | Navy Active | Juana Diaz | 2 | 7,467 | 0 | 0 | 0 | 0 | 0 | 117 | 3.5 | 0 | 0 | 0 |
| Isabela Puerto Rico | | Navy Active | Isabela | 8 | 36,604 | 0 | 0 | 0 | 0 | 413 | 413 | 18.8 | 0 | 0 | 0 |
| LF Tran Site Aguada | | Navy Active | Aguada | 2 | 14,529 | 0 | 0 | 0 | 0 | 388 | 388 | 8.5 | 0 | 0 | 0 |
| NAVACT Puerto Rico | | Navy Active | Roosevelt, San Juan | 1,238 | 4,947,414 | 0 | 0 | 1 | 52,255 | 8,193 | 8,239 | 1,838.3 | 393 | 1 | 0 |
| NSGA Sabana Seca | | Navy Active | Sabana Seca, Manati | 164 | 455,426 | 0 | 0 | 0 | 0 | 2,778 | 2,927 | 159.8 | 0 | 0 | 0 |
| Pico Del Este-AFWTF | | Navy Active | NAVSTA Roosevelt Roads | 9 | 20,063 | 0 | 0 | 0 | 0 | | | 16.6 | 0 | 0 | 0 |
| Pineros Island | | Navy Active | NAVSTA Roosevelt Roads | | | | | | | 325 | 325 | 0.0 | 0 | 0 | 0 |
| Salinas Receiver Site | | Navy Active | Salinas, Salinas | 2 | 8,011 | 0 | 0 | 0 | 0 | 249 | 249 | 4.0 | 0 | 0 | 0 |
| Vieques West | | Navy Active | Vieques, Vieques | | | | | | | 122 | 122 | 0.0 | 0 | 0 | 0 |
| Vieques West P Rico | | Navy Active | Vieques, Vieques | 1 | 7,395 | 0 | 0 | 0 | 0 | 386 | 386 | 5.0 | 0 | 0 | 0 |
| ** OTHER SITE(S): 7 | | | | 0 | 0 | 0 | 0 | 1 | 5,179 | | | 1.4 | 26 | 0 | 0 |
| Puerto Rico Total: | | | | 1,426 | 5,496,909 | 0 | 0 | 2 | 57,434 | 12,884 | 13,197 | 2,055.8 | 419 | 1 | 0 |
| <u>Rhode Island</u> | | | | | | | | | | | | | | | |
| Davisville CBC CO | | Navy Active | Davisville | 161 | 2,752,872 | 0 | 0 | 0 | 0 | 910 | 910 | 586.7 | 0 | 0 | 0 |
| Fort Adams | | Navy Active | Newport | 46 | 261,683 | 0 | 0 | 0 | 0 | 25 | 25 | 35.6 | 0 | 0 | 0 |
| Gould Island | | Navy Active | Jamestown | 1 | 28,155 | 0 | 0 | 0 | 0 | 13 | 13 | 14.0 | 0 | 0 | 0 |
| Melville | | Navy Active | Newport | 37 | 74,033 | 0 | 0 | 0 | 0 | 0 | 24 | 161.4 | 0 | 0 | 0 |
| NAVSTA Newport | R | Navy Active | Newport | 272 | 5,615,966 | 0 | 0 | 2 | 20,000 | 1,388 | 1,450 | 1,648.9 | 3,476 | 3,383 | 0 |
| NMCRC Providence | | Navy Reserve | Providence | 2 | 68,222 | 0 | 0 | 0 | 0 | 20 | 20 | 15.5 | 155 | 0 | 0 |
| ** OTHER SITE(S): 7 | | | | 551 | 2,239,723 | 1 | 10,989 | 0 | 0 | | | 327.2 | 0 | 0 | 0 |

* Sites having assets that are Federally funded (e.g., owned, lease, licence, permit) and State-owned interest.

** US Locations that do not meet criteria of at least ten (10) Acres AND at least \$10M PRV. US Territories and Non-US Locations that do not meet criteria of at least ten (10) Acres OR at least \$10M PRV.

DEPARTMENT OF DEFENSE - Navy
Base Structure Report - As of 30 Sep 2006

| SITE | BRAC 2005 | COMPONENT | NAME NEAREST CITY | BUILDINGS | | | | | | ACRES OWNED | TOTAL ACRES | PRV (\$M) | MIL | CIV | OTHER |
|------------------------------|--------------|--------------|-------------------------|--------------|-------------------|----------|---------------|-----------|----------------|----------------|----------------|----------------|--------------|--------------|-----------|
| | | | | OWNED | | LEASED | | OTHER | | | | | | | |
| | | | | COUNT | SQFT | COUNT | SQFT | COUNT | SQFT | | | | | | |
| Rhode Island Total: | | | | 1,070 | 11,040,654 | 1 | 10,989 | 2 | 20,000 | 2,356 | 2,441 | 2,789.3 | 3,631 | 3,383 | 0 |
| South Carolina | | | | | | | | | | | | | | | |
| Charleston | R | Navy Active | Goose Creek | 1,318 | 7,931,768 | 0 | 0 | 3 | 17,384 | 16,010 | 17,160 | 1,527.1 | 6,395 | 3,427 | 0 |
| NH Beaufort | | Navy Active | Beaufort | 20 | 460,824 | 1 | 64 | 0 | 0 | 126 | 127 | 153.2 | 0 | 0 | 0 |
| NH Charleston | | Navy Active | Charleston | 3 | 399,836 | 0 | 0 | 0 | 0 | 23 | 24 | 112.5 | 448 | 0 | 0 |
| North Yard | | Navy Active | North Charleston | 11 | 278,808 | 0 | 0 | 0 | 0 | 21 | 21 | 44.3 | 0 | 0 | 0 |
| Short Stay | | Navy Active | Moncks Corner | 46 | 63,154 | 0 | 0 | 0 | 0 | 0 | 57 | 14.3 | 0 | 0 | 0 |
| ** OTHER SITE(S): 13 | | | | 10 | 138,747 | 0 | 0 | 34 | 113,948 | 11 | 22 | 42.2 | 723 | 0 | 0 |
| South Carolina Total: | | | | 1,408 | 9,273,137 | 1 | 64 | 37 | 131,332 | 16,191 | 17,411 | 1,893.7 | 7,566 | 3,427 | 0 |
| South Dakota | | | | | | | | | | | | | | | |
| ** OTHER SITE(S): 1 | | | | 1 | 624 | 1 | 16,488 | 0 | 0 | 0 | 1 | 3.2 | 98 | 0 | 0 |
| South Dakota Total: | | | | 1 | 624 | 1 | 16,488 | 0 | 0 | 0 | 1 | 3.2 | 98 | 0 | 0 |
| Tennessee | | | | | | | | | | | | | | | |
| NAVSUPPACT Midsouth Memph | R | Navy Active | Millington | 572 | 3,593,276 | 1 | 2,372 | 29 | 41,334 | 1,479 | 1,875 | 730.8 | 4,915 | 1,422 | 12 |
| NSWC Carderock Div | | Navy Active | Memphis | 5 | 462,918 | 0 | 0 | 0 | 0 | 61 | 147 | 78.7 | 272 | 0 | 0 |
| ** OTHER SITE(S): 3 | | | | 10 | 128,539 | 0 | 0 | 0 | 0 | 11 | 22 | 22.1 | 1,088 | 0 | 0 |
| Tennessee Total: | | | | 587 | 4,184,733 | 1 | 2,372 | 29 | 41,334 | 1,551 | 2,044 | 831.5 | 6,275 | 1,422 | 12 |
| Texas | | | | | | | | | | | | | | | |
| ALF Cabaniss | | Navy Active | Corpus Christi | 3 | 3,748 | 0 | 0 | 0 | 0 | 931 | 953 | 58.4 | 0 | 0 | 0 |
| ALF Orange | | Navy Active | Orange Grove | 10 | 14,967 | 0 | 0 | 0 | 0 | 1,596 | 1,596 | 86.7 | 0 | 0 | 0 |
| ALF Waldron | | Navy Active | Corpus Christi | 2 | 4,000 | 0 | 0 | 0 | 0 | 901 | 903 | 66.6 | 0 | 0 | 0 |
| Dallas | | Navy Active | Dallas | 82 | 4,495,310 | 0 | 0 | 0 | 0 | 315 | 315 | 930.4 | 0 | 0 | 0 |
| Dallas TX NAS CSO | | Navy Active | Dallas | 78 | 573,571 | 3 | 10,836 | 0 | 0 | 55 | 732 | 284.1 | 97 | 0 | 0 |
| Dixie Target Range | | Navy Active | Tilden | 10 | 21,499 | 0 | 0 | 0 | 0 | 6,761 | 7,825 | 23.6 | 0 | 0 | 0 |
| Ingleside | C | Navy Active | Ingleside | 83 | 846,952 | 1 | 10,640 | 0 | 0 | 913 | 915 | 238.1 | 2,271 | 140 | 0 |
| McGregor | | Navy Active | McGregor | 202 | 843,356 | 0 | 0 | 0 | 0 | 4,331 | 4,366 | 287.6 | 0 | 0 | 0 |
| NAS Corpus Christi | R | Navy Active | Corpus Christi | 281 | 5,474,413 | 0 | 0 | 0 | 0 | 2,625 | 2,630 | 1,517.9 | 4,945 | 638 | 0 |
| NAS JRB Ft Worth | R | Navy Reserve | Fort Worth | 318 | 2,987,103 | 0 | 0 | 0 | 0 | 0 | 70 | 897.4 | 3,819 | 1 | 0 |

* Sites having assets that are Federally funded (e.g., owned, lease, licence, permit) and State-owned interest.

** US Locations that do not meet criteria of at least ten (10) Acres AND at least \$10M PRV. US Territories and Non-US Locations that do not meet criteria of at least ten (10) Acres OR at least \$10M PRV.

DEPARTMENT OF DEFENSE - Navy
Base Structure Report - As of 30 Sep 2006

| SITE | BRAC 2005 | COMPONENT | NAME NEAREST CITY | BUILDINGS | | | | | | ACRES OWNED | TOTAL ACRES | PRV (\$M) | MIL | CIV | OTHER |
|------------------------------|--------------|--------------|-------------------------|--------------|-------------------|----------|---------------|----------|---------------|----------------|----------------|----------------|---------------|------------|----------|
| | | | | OWNED | | LEASED | | OTHER | | | | | | | |
| | | | | COUNT | SQFT | COUNT | SQFT | COUNT | SQFT | | | | | | |
| NAS Kingsville | R | Navy Active | Kingsville | 125 | 1,154,985 | 0 | 0 | 0 | 0 | 3,989 | 3,989 | 810.3 | 0 | 0 | 0 |
| NOSC Orange | C | Navy Reserve | Orange | 10 | 56,153 | 0 | 0 | 0 | 0 | 14 | 14 | 11.1 | 82 | 0 | 0 |
| NOSC-MCRC Harlingen | | Navy Reserve | Harlingen | 3 | 63,546 | 0 | 0 | 0 | 0 | 0 | 15 | 11.4 | 202 | 0 | 0 |
| NOSC-MCRC Houston | | Navy Reserve | Houston | 8 | 99,369 | 0 | 0 | 0 | 0 | 10 | 10 | 18.3 | 1,253 | 0 | 0 |
| NOSC-MCRC San Antonio | | Navy Reserve | San Antonio | 3 | 63,196 | 0 | 0 | 0 | 0 | 0 | 14 | 11.8 | 918 | 0 | 0 |
| ** OTHER SITE(S): 13 | | | | 13 | 120,156 | 1 | 1,960 | 2 | 27,885 | 261 | 3,193 | 43.8 | 1,636 | 3 | 0 |
| Texas Total: | | | | 1,231 | 16,822,324 | 5 | 23,436 | 2 | 27,885 | 22,701 | 27,537 | 5,297.5 | 15,223 | 782 | 0 |
| Utah | | | | | | | | | | | | | | | |
| Det Magna Utah | | Navy Active | Magna | 133 | 482,451 | 0 | 0 | 0 | 0 | 522 | 522 | 161.2 | 0 | 0 | 0 |
| ** OTHER SITE(S): 1 | | | | 3 | 44,260 | 0 | 0 | 0 | 0 | 0 | 3 | 10.1 | 563 | 0 | 0 |
| Utah Total: | | | | 136 | 526,711 | 0 | 0 | 0 | 0 | 522 | 525 | 171.4 | 563 | 0 | 0 |
| Vermont | | | | | | | | | | | | | | | |
| ** OTHER SITE(S): 1 | | | | 1 | 19,616 | 0 | 0 | 0 | 0 | 5 | 5 | 4.2 | 48 | 0 | 0 |
| Vermont Total: | | | | 1 | 19,616 | 0 | 0 | 0 | 0 | 5 | 5 | 4.2 | 48 | 0 | 0 |
| Virgin Islands | | | | | | | | | | | | | | | |
| ** OTHER SITE(S): 3 | | | | | | | | | | | | | 0 | 0 | 0 |
| Virgin Islands Total: | | | | 0 | 0 | 0 | 0 | 0 | 0 | 0 | 0 | 0.0 | 0 | 0 | 0 |
| Virginia | | | | | | | | | | | | | | | |
| ALF Fentress Chesapke | | Navy Active | Virginia Beach | 10 | 21,314 | 0 | 0 | 0 | 0 | 2,784 | 6,168 | 67.1 | 0 | 0 | 0 |
| Arlington Service Ctr | | Navy Active | Arlington | 16 | 284,673 | 0 | 0 | 0 | 0 | 18 | 31 | 54.8 | 2 | 63 | 0 |
| Camp Peary (Non-CNIC) | | Navy Active | Williamsburg | 33 | 126,039 | 1 | 250 | 0 | 0 | 9,274 | 9,276 | 17.6 | 0 | 0 | 0 |
| Cheatham Annex | | Navy Active | Williamsburg | 179 | 3,049,840 | 0 | 0 | 0 | 0 | 2,351 | 3,146 | 408.2 | 1 | 0 | 0 |
| Craney Island | | Navy Active | Portsmouth | 21 | 122,132 | 0 | 0 | 0 | 0 | 898 | 919 | 246.1 | 0 | 0 | 0 |
| Dam Neck | | Navy Active | Virginia Beach | 154 | 2,926,356 | 0 | 0 | 0 | 0 | 1,842 | 1,844 | 635.8 | 84 | 0 | 0 |
| Lafayette Rvr Complex | | Navy Active | Norfolk | 12 | 238,403 | 0 | 0 | 0 | 0 | 20 | 20 | 47.0 | 0 | 0 | 0 |
| Little Creek | R | Navy Active | Norfolk | 881 | 5,736,657 | 2 | 6,745 | 25 | 146,623 | 2,143 | 2,282 | 1,309.3 | 11,081 | 1,905 | 0 |
| Midway Manor | | Navy Active | Virginia Beach | 4 | 23,076 | 0 | 0 | 176 | 618,478 | 97 | 98 | 58.7 | 0 | 0 | 0 |

* Sites having assets that are Federally funded (e.g., owned, lease, licence, permit) and State-owned interest.

** US Locations that do not meet criteria of at least ten (10) Acres AND at least \$10M PRV. US Territories and Non-US Locations that do not meet criteria of at least ten (10) Acres OR at least \$10M PRV.

DEPARTMENT OF DEFENSE - Navy
Base Structure Report - As of 30 Sep 2006

| SITE | BRAC 2005 | COMPONENT | NAME NEAREST CITY | BUILDINGS | | | | | | ACRES OWNED | TOTAL ACRES | PRV (\$M) | MIL | CIV | OTHER |
|------------------------------|--------------|-------------|-------------------------|--------------|-------------------|------------|------------------|------------|------------------|----------------|----------------|-----------------|---------------|---------------|-----------|
| | | | | OWNED | | LEASED | | OTHER | | | | | | | |
| | | | | COUNT | SQFT | COUNT | SQFT | COUNT | SQFT | | | | | | |
| NAVMEDCEN Portsmouth | R | Navy Active | Portsmouth | 35 | 2,192,333 | 0 | 0 | 0 | 0 | 111 | 111 | 632.1 | 1 | 0 | 0 |
| NAVSTA Norfolk | R | Navy Active | Norfolk | 903 | 17,994,156 | 0 | 0 | 3 | 1,200 | 3,585 | 3,589 | 4,170.5 | 62,983 | 12,813 | 15 |
| NAVSUPPACT Norfolk | R | Navy Active | Norfolk | 857 | 4,220,580 | 0 | 0 | 0 | 0 | 800 | 801 | 656.3 | 0 | 0 | 0 |
| NAVSUPPACT Norfolk NSY | R | Navy Active | Portsmouth | 164 | 5,930,885 | 0 | 0 | 42 | 59,036 | 581 | 585 | 1,825.6 | 4,585 | 9,990 | 0 |
| Northwest Chesapeake | R | Navy Active | Chesapeake | 178 | 739,530 | 0 | 0 | 0 | 0 | 2,805 | 3,798 | 195.0 | 0 | 25 | 0 |
| NSA South Potomac | | Navy Active | Dahlgren | 318 | 2,841,292 | 0 | 0 | 322 | 476,821 | 2,677 | 2,677 | 849.6 | 0 | 0 | 0 |
| NWS Yorktown | R | Navy Active | Yorktown | 770 | 4,064,858 | 0 | 0 | 0 | 0 | 10,354 | 10,637 | 1,040.0 | 0 | 0 | 0 |
| Oceana | R | Navy Active | Virginia Beach | 400 | 4,477,860 | 0 | 0 | 7 | 4,190 | 776 | 1,375 | 1,381.7 | 9,380 | 1,118 | 0 |
| Pumpkin Neck | | Navy Active | King George | 17 | 31,259 | 0 | 0 | 0 | 0 | 1,641 | 1,641 | 14.3 | 0 | 0 | 0 |
| SDA Area | | Navy Active | Norfolk | 22 | 1,222,313 | 0 | 0 | 0 | 0 | 90 | 91 | 148.9 | 0 | 0 | 0 |
| South Gate | | Navy Active | Portsmouth | 10 | 152,346 | 0 | 0 | 5 | 6,684 | 63 | 63 | 36.6 | 0 | 0 | 0 |
| St Helena Norfolk | | Navy Active | Norfolk | 2 | 1,044 | 0 | 0 | 0 | 0 | 12 | 12 | 28.2 | 0 | 0 | 0 |
| St Juliens Creek Annex | | Navy Active | Portsmouth | 116 | 904,475 | 0 | 0 | 6 | 4,896 | 490 | 499 | 192.9 | 0 | 0 | 0 |
| Stanley Court/NNSY | | Navy Active | Norfolk | 81 | 163,366 | 0 | 0 | 0 | 0 | 16 | 16 | 17.5 | 0 | 0 | 0 |
| Wadsworth Housing | | Navy Active | Virginia Beach | 92 | 893,210 | 0 | 0 | 0 | 0 | 75 | 75 | 91.6 | 0 | 0 | 0 |
| Wallops Island | | Navy Active | Wallops Island | 86 | 352,690 | 0 | 0 | 0 | 0 | 0 | 88 | 93.1 | 0 | 0 | 0 |
| Yorktown Fuel Depot | | Navy Active | Yorktown | 41 | 12,344 | 0 | 0 | 0 | 0 | 111 | 111 | 104.7 | 0 | 0 | 0 |
| ** OTHER SITE(S): 55 | | | | 73 | 663,426 | 152 | 1,428,430 | 63 | 250,008 | 3,756 | 11,204 | 351.6 | 4,805 | 3,586 | 0 |
| Virginia Total: | | | | 5,475 | 59,386,457 | 155 | 1,435,425 | 649 | 1,567,936 | 47,371 | 61,159 | 14,674.8 | 92,922 | 29,500 | 15 |
| <u>Washington</u> | | | | | | | | | | | | | | | |
| Bremerton RR | | Navy Active | Bremerton | | | | | | | 655 | 655 | 13.2 | 0 | 0 | 0 |
| Fort Lawton, Magnolia | | Navy Active | Seattle | 0 | 0 | 0 | 0 | 66 | 168,293 | 33 | 33 | 19.9 | 0 | 0 | 0 |
| Jackson Park Hsg | | Navy Active | Bremerton | 448 | 1,380,168 | 0 | 0 | 0 | 0 | 160 | 160 | 181.1 | 0 | 0 | 0 |
| Jim Creek Wa | | Navy Active | Oso | 59 | 133,789 | 0 | 0 | 6 | 8,974 | 3,839 | 4,901 | 118.3 | 0 | 0 | 0 |
| Keyport NUWC | | Navy Active | Keyport | 163 | 1,295,986 | 0 | 0 | 34 | 66,885 | 356 | 358 | 476.7 | 0 | 0 | 0 |
| Manchester WA | | Navy Active | Bremerton | 27 | 85,115 | 0 | 0 | 0 | 0 | 234 | 234 | 222.6 | 0 | 0 | 0 |
| Marysville WA | | Navy Active | Marysville | 13 | 281,567 | 0 | 0 | 0 | 0 | 52 | 82 | 73.1 | 0 | 0 | 0 |
| NAS Whidbey Island | R | Navy Active | Oak Harbor | 230 | 3,057,354 | 0 | 0 | 203 | 474,298 | 4,358 | 4,362 | 1,458.4 | 8,083 | 308 | 0 |
| NAVAL BASE Kitsap Bremerton) | R | Navy Active | Bremerton | 85 | 2,520,884 | 1 | 16,170 | 61 | 188,557 | 117 | 120 | 1,088.7 | 3,432 | 27 | 0 |
| NAVBASE Kitsap | R | Navy Active | Bremerton | 574 | 5,011,722 | 0 | 0 | 362 | 2,145,716 | 7,180 | 7,186 | 2,365.7 | 0 | 0 | 0 |

* Sites having assets that are Federally funded (e.g., owned, lease, licence, permit) and State-owned interest.

** US Locations that do not meet criteria of at least ten (10) Acres AND at least \$10M PRV. US Territories and Non-US Locations that do not meet criteria of at least ten (10) Acres OR at least \$10M PRV.

**DEPARTMENT OF DEFENSE - Navy
Base Structure Report - As of 30 Sep 2006**

| SITE | BRAC 2005 | COMPONENT | NAME NEAREST CITY | BUILDINGS | | | | | | ACRES OWNED | TOTAL ACRES | PRV (\$M) | MIL | CIV | OTHER |
|---------------------------------|--------------|--------------|-------------------------|---------------|--------------------|------------|------------------|--------------|-------------------|------------------|------------------|------------------|----------------|----------------|------------|
| | | | | OWNED | | LEASED | | OTHER | | | | | | | |
| | | | | COUNT | SQFT | COUNT | SQFT | COUNT | SQFT | | | | | | |
| NAVMAG Indian Island | | Navy Active | Port Townsend | 175 | 493,492 | 0 | 0 | 0 | 0 | 2,716 | 2,716 | 266.7 | 0 | 0 | 0 |
| NAVMEDCEN Bremerton | | Navy Active | Bremerton | 16 | 377,763 | 0 | 0 | 0 | 0 | 49 | 49 | 149.5 | 0 | 0 | 0 |
| NAVOBSPCEN Spokane | | Navy Reserve | Spokane | 10 | 67,504 | 0 | 0 | 0 | 0 | 23 | 23 | 15.6 | 380 | 0 | 0 |
| NAVSTA Everett | | Navy Active | Everett | 50 | 790,080 | 0 | 0 | 3 | 15,440 | 213 | 213 | 391.3 | 5,917 | 36 | 0 |
| OLF Coupeville | | Navy Active | Coupeville | 6 | 6,566 | 0 | 0 | 3 | 2,262 | 664 | 1,014 | 35.4 | 0 | 0 | 0 |
| Pacific Beach | | Navy Active | Pacific Beach | 45 | 196,280 | 0 | 0 | 0 | 0 | 51 | 53 | 42.3 | 0 | 0 | 0 |
| Puget Sound WA NS CSO | | Navy Active | Seattle | 50 | 1,546,165 | 0 | 0 | 0 | 0 | 152 | 157 | 324.7 | 0 | 0 | 0 |
| Sea Plane Base | | Navy Active | Oak Harbor | 95 | 577,734 | 0 | 0 | 823 | 2,092,899 | 2,784 | 2,785 | 535.9 | 0 | 0 | 0 |
| Shipyard Puget Sound | R | Navy Active | Bremerton | 107 | 3,753,128 | 0 | 0 | 0 | 0 | 570 | 570 | 1,857.1 | 29 | 52 | 0 |
| ** OTHER SITE(S): 36 | | | | 30 | 80,119 | 3 | 45,656 | 39 | 70,702 | 1,623 | 1,668 | 79.4 | 8,422 | 14,209 | 0 |
| Washington Total: | | | | 2,183 | 21,655,416 | 4 | 61,826 | 1,600 | 5,234,026 | 25,828 | 27,338 | 9,715.8 | 26,263 | 14,632 | 0 |
| West Virginia | | | | | | | | | | | | | | | |
| Allegany Ballistics Lab | | Navy Active | Keyser | 164 | 1,181,835 | 0 | 0 | 0 | 0 | 1,639 | 1,785 | 399.2 | 0 | 0 | 0 |
| NIOC Sugar Grove | | Navy Active | Sugar Grove | 105 | 389,405 | 0 | 0 | 0 | 0 | 604 | 647 | 153.7 | 11 | 0 | 0 |
| ** OTHER SITE(S): 2 | | | | 4 | 57,315 | 0 | 0 | 0 | 0 | 10 | 11 | 12.0 | 342 | 0 | 0 |
| West Virginia Total: | | | | 273 | 1,628,555 | 0 | 0 | 0 | 0 | 2,254 | 2,443 | 564.9 | 353 | 0 | 0 |
| Wisconsin | | | | | | | | | | | | | | | |
| NRTF Clam Lake | | Navy Active | Ashland | 7 | 30,403 | 0 | 0 | 0 | 0 | 0 | 127 | 17.1 | 0 | 0 | 0 |
| ** OTHER SITE(S): 4 | | | | 6 | 178,923 | 0 | 0 | 0 | 0 | 10 | 26 | 40.9 | 996 | 0 | 0 |
| Wisconsin Total: | | | | 13 | 209,326 | 0 | 0 | 0 | 0 | 10 | 153 | 58.0 | 996 | 0 | 0 |
| Wyoming | | | | | | | | | | | | | | | |
| ** OTHER SITE(S): 1 | | | | | | | | | | | | | | 101 | 0 |
| Wyoming Total: | | | | 0 | 0 | 0 | 0 | 0 | 0 | 0 | 0 | 0.0 | 101 | 0 | 0 |
| US/US Territories Total: | | | | 50,399 | 429,457,578 | 684 | 4,660,087 | 8,826 | 32,941,527 | 1,890,021 | 2,051,661 | 146,445.4 | 569,776 | 150,278 | 181 |

* Sites having assets that are Federally funded (e.g., owned, lease, licence, permit) and State-owned interest.

** US Locations that do not meet criteria of at least ten (10) Acres AND at least \$10M PRV. US Territories and Non-US Locations that do not meet criteria of at least ten (10) Acres OR at least \$10M PRV.

DEPARTMENT OF DEFENSE - Navy
Base Structure Report - As of 30 Sep 2006

| SITE | BRAC 2005 | COMPONENT | NAME NEAREST CITY | BUILDINGS | | | | | | ACRES OWNED | TOTAL ACRES | PRV (\$M) | MIL | CIV | OTHER |
|---|--------------|-------------|-------------------------|--------------|------------------|-----------|------------------|-----------|----------------|----------------|----------------|----------------|--------------|------------|------------|
| | | | | OWNED | | LEASED | | OTHER | | | | | | | |
| | | | | COUNT | SQFT | COUNT | SQFT | COUNT | SQFT | | | | | | |
| Australia | | | | | | | | | | | | | | | |
| Harold E Holt | | Navy Active | Northwest Cape | 88 | 488,599 | 0 | 0 | 0 | 0 | 0 | 18,093 | 322.5 | 26 | 0 | 0 |
| Australia Total: | | | | 88 | 488,599 | 0 | 0 | 0 | 0 | 0 | 18,093 | 322.5 | 26 | 0 | 0 |
| Bahamas | | | | | | | | | | | | | | | |
| AUTEC Main Base | | Navy Active | Andros Island | 127 | 597,528 | 0 | 0 | 0 | 0 | 0 | 539 | 324.7 | 0 | 0 | 0 |
| AUTEC Salvador Point | | Navy Active | Andros Island | 9 | 11,629 | 0 | 0 | 0 | 0 | 0 | | 11.4 | 0 | 0 | 0 |
| ** OTHER SITE(S): 4 | | | | 27 | 23,856 | 0 | 0 | 0 | 0 | 0 | | 22.7 | 0 | 0 | 0 |
| Bahamas Total: | | | | 163 | 633,013 | 0 | 0 | 0 | 0 | 0 | 539 | 358.7 | 0 | 0 | 0 |
| Bahrain | | | | | | | | | | | | | | | |
| Aviation Unit Muharraq | | Navy Active | Manama | 13 | 24,610 | 3 | 87,858 | 0 | 0 | 0 | | 36.0 | 0 | 0 | 0 |
| Banz Wrhs Compound | | Navy Active | Al Jufayr | 0 | 0 | 15 | 978,293 | 0 | 0 | 0 | 13 | 106.3 | 0 | 0 | 0 |
| Dependent School | | Navy Active | Al Jufayr | 0 | 0 | 4 | 3,150 | 18 | 292,805 | 0 | 25 | 66.5 | 0 | 0 | 0 |
| Mina Sulman Pier Area | | Navy Active | Al Jufayr | 5 | 2,289 | 1 | 63,036 | 0 | 0 | 0 | | 21.2 | 0 | 0 | 0 |
| NAVSUPPACT Bahrain | | Navy Active | Bahrain Is | 169 | 1,114,706 | 2 | 2,264 | 0 | 0 | 0 | 66 | 269.1 | 2,333 | 70 | 106 |
| ** OTHER SITE(S): 3 | | | | 28 | 13,713 | 0 | 0 | 0 | 0 | 0 | | 3.5 | 0 | 0 | 0 |
| Bahrain Total: | | | | 215 | 1,155,318 | 25 | 1,134,601 | 18 | 292,805 | 0 | 105 | 502.6 | 2,333 | 70 | 106 |
| Br Indian Ocean Territories | | | | | | | | | | | | | | | |
| NAVSUPPFAC Diego Garcia | | Navy Active | Diego Garcia | 615 | 2,549,691 | 0 | 0 | 0 | 0 | 0 | 7,000 | 2,541.2 | 311 | 0 | 11 |
| Br Indian Ocean Territories Total: | | | | 615 | 2,549,691 | 0 | 0 | 0 | 0 | 0 | 7,000 | 2,541.2 | 311 | 0 | 11 |
| Canada | | | | | | | | | | | | | | | |
| ** OTHER SITE(S): 2 | | | | 0 | 0 | 1 | 144 | 0 | 0 | 0 | 1 | 0.0 | 0 | 0 | 0 |
| Canada Total: | | | | 0 | 0 | 1 | 144 | 0 | 0 | 0 | 1 | 0.0 | 0 | 0 | 0 |
| Cuba | | | | | | | | | | | | | | | |
| Guantanamo Bay | | Navy Active | Guantanamo Bay | 1,405 | 5,641,841 | 0 | 0 | 0 | 0 | 0 | 28,817 | 2,037.5 | 1,457 | 137 | 133 |
| Cuba Total: | | | | 1,405 | 5,641,841 | 0 | 0 | 0 | 0 | 0 | 28,817 | 2,037.5 | 1,457 | 137 | 133 |
| Egypt | | | | | | | | | | | | | | | |
| NAMRU 3 Cairo | | Navy Active | Cairo | 20 | 94,462 | 3 | 19,683 | 0 | 0 | 0 | 3 | 42.0 | 29 | 4 | 12 |

* Sites having assets that are Federally funded (e.g., owned, lease, licence, permit) and State-owned interest.

** US Locations that do not meet criteria of at least ten (10) Acres AND at least \$10M PRV. US Territories and Non-US Locations that do not meet criteria of at least ten (10) Acres OR at least \$10M PRV.

DEPARTMENT OF DEFENSE - Navy
Base Structure Report - As of 30 Sep 2006

| SITE | BRAC 2005 | COMPONENT | NAME NEAREST CITY | BUILDINGS | | | | | | ACRES OWNED | TOTAL ACRES | PRV (\$M) | MIL | CIV | OTHER |
|----------------------------|--------------|-------------|-------------------------|------------|------------------|-----------|---------------|-----------|----------------|----------------|----------------|----------------|------------|-----------|------------|
| | | | | OWNED | | LEASED | | OTHER | | | | | | | |
| | | | | COUNT | SQFT | COUNT | SQFT | COUNT | SQFT | | | | | | |
| ** OTHER SITE(S): 1 | | | | 0 | 0 | 14 | 28,703 | 0 | 0 | | | 7.4 | 0 | 0 | 0 |
| Egypt Total: | | | | 20 | 94,462 | 17 | 48,386 | 0 | 0 | 0 | 3 | 49.4 | 29 | 4 | 12 |
| Greece | | | | | | | | | | | | | | | |
| Marathi Pier Area | | Navy Active | Soudha Bay | 8 | 16,435 | 0 | 0 | 0 | 0 | | | 92.8 | 0 | 0 | 0 |
| NATO Ordnance Area | | Navy Active | Soudha Bay | 0 | 0 | 0 | 0 | 15 | 68,700 | | | 22.3 | 0 | 0 | 0 |
| Souda Bay | | Navy Active | Soudha Bay | 45 | 411,824 | 0 | 0 | 0 | 0 | 0 | 101 | 177.1 | 382 | 54 | 154 |
| ** OTHER SITE(S): 3 | | | | 14 | 62,931 | 0 | 0 | 10 | 31,029 | | | 20.9 | 0 | 0 | 0 |
| Greece Total: | | | | 67 | 491,190 | 0 | 0 | 25 | 99,729 | 0 | 101 | 313.2 | 382 | 54 | 154 |
| Hong Kong | | | | | | | | | | | | | | | |
| ** OTHER SITE(S): 1 | | | | 0 | 0 | 1 | 14,693 | 0 | 0 | | | 4.5 | 10 | 0 | 0 |
| Hong Kong Total: | | | | 0 | 0 | 1 | 14,693 | 0 | 0 | 0 | 0 | 4.5 | 10 | 0 | 0 |
| Iceland | | | | | | | | | | | | | | | |
| Grindavik | | Navy Active | Grindavik | 7 | 18,421 | 0 | 0 | 0 | 0 | | | 19.8 | 0 | 0 | 0 |
| Grindavik Keflavic | | Navy Active | Grindavik | | | | | | | 0 | 1,049 | 0.0 | 0 | 0 | 0 |
| H-2/Thorshofn | | Navy Active | Keflavik | 0 | 0 | 0 | 0 | 1 | 12,700 | | | 12.9 | 0 | 0 | 0 |
| H-3/Hornafirdi | | Navy Active | Reykjavik | 4 | 4,087 | 0 | 0 | 1 | 10,503 | | | 15.8 | 0 | 0 | 0 |
| H-4/Isafjordur | | Navy Active | Keflavik | 0 | 0 | 0 | 0 | 1 | 12,700 | | | 11.0 | 0 | 0 | 0 |
| Helguvik | | Navy Active | Reykjavik | 0 | 0 | 0 | 0 | 8 | 10,313 | | | 115.2 | 0 | 0 | 0 |
| Hvalfjordur | | Navy Active | Reykjavik | 4 | 8,744 | 0 | 0 | 6 | 12,328 | | | 59.8 | 0 | 0 | 0 |
| Keflavik | | Navy Active | Keflavik | 328 | 4,367,173 | 1 | 4,435 | 16 | 187,342 | | | 2,456.0 | 81 | 19 | 378 |
| ** OTHER SITE(S): 3 | | | | 3 | 3,179 | 0 | 0 | 1 | 10,503 | | | 9.9 | 0 | 0 | 0 |
| Iceland Total: | | | | 346 | 4,401,604 | 1 | 4,435 | 34 | 256,389 | 0 | 1,049 | 2,700.5 | 81 | 19 | 378 |
| Indonesia | | | | | | | | | | | | | | | |
| NAVMEDRSCH Unit | | Navy Active | Jakarta Java | 0 | 0 | 0 | 0 | 4 | 55,141 | | | 11.1 | 19 | 0 | 0 |
| ** OTHER SITE(S): 1 | | | | 3 | 3,861 | 0 | 0 | 0 | 0 | | | 1.2 | 0 | 0 | 0 |
| Indonesia Total: | | | | 3 | 3,861 | 0 | 0 | 4 | 55,141 | 0 | 0 | 12.3 | 19 | 0 | 0 |

* Sites having assets that are Federally funded (e.g., owned, lease, licence, permit) and State-owned interest.

** US Locations that do not meet criteria of at least ten (10) Acres AND at least \$10M PRV. US Territories and Non-US Locations that do not meet criteria of at least ten (10) Acres OR at least \$10M PRV.

DEPARTMENT OF DEFENSE - Navy
Base Structure Report - As of 30 Sep 2006

| SITE | BRAC 2005 | COMPONENT | NAME NEAREST CITY | BUILDINGS | | | | | | ACRES OWNED | TOTAL ACRES | PRV (\$M) | MIL | CIV | OTHER |
|-----------------------------|--------------|-------------|-------------------------|------------|------------------|------------|------------------|-----------|----------------|----------------|----------------|----------------|--------------|------------|--------------|
| | | | | OWNED | | LEASED | | OTHER | | | | | | | |
| | | | | COUNT | SQFT | COUNT | SQFT | COUNT | SQFT | | | | | | |
| Italy | | | | | | | | | | | | | | | |
| Augusta Bay | | Navy Active | Catania | 30 | 137,923 | 0 | 0 | 0 | 0 | | | 59.8 | 0 | 0 | 0 |
| Belpasso Hsg | | Navy Active | Catania | 1 | 11,646 | 148 | 958,040 | 0 | 0 | 0 | 104 | 121.4 | 0 | 0 | 0 |
| Capodichino | | Navy Active | Naples | 45 | 1,336,988 | 1 | 13,862 | 2 | 89,509 | 0 | 58 | 383.7 | 0 | 0 | 0 |
| Carney Park | | Navy Active | Naples | 20 | 21,119 | 4 | 11,258 | 0 | 0 | 0 | 53 | 22.9 | 0 | 0 | 0 |
| Gaeta | | Navy Active | Gaeta | 2 | 1,590 | 2 | 5,226 | 8 | 106,501 | 0 | 14 | 32.3 | 279 | 0 | 1 |
| Gli Ulivi 205 Units | | Navy Active | Catania | 0 | 0 | 7 | 272,860 | 0 | 0 | | | 33.7 | 0 | 0 | 0 |
| Lamaddalena | | Navy Active | La Maddalena | 5 | 4,364 | 11 | 87,566 | 0 | 0 | 0 | 21 | 18.9 | 354 | 49 | 115 |
| Mineo Housing | | Navy Active | Sigonella Sicily | 0 | 0 | 113 | 770,057 | 0 | 0 | 0 | 62 | 103.4 | 0 | 0 | 0 |
| MOMAG | | Navy Active | Sigonella Sicily | 0 | 0 | 0 | 0 | 26 | 89,928 | | | 31.3 | 0 | 0 | 0 |
| Naples | | Navy Active | Naples | 2 | 200,349 | 0 | 0 | 0 | 0 | 0 | 6 | 71.0 | 2,031 | 421 | 736 |
| NAS1 Support Area | | Navy Active | Catania | 35 | 1,017,725 | 0 | 0 | 0 | 0 | 0 | 10 | 275.0 | 0 | 0 | 0 |
| NATO Airfield Area | | Navy Active | Sigonella Sicily | 124 | 1,758,986 | 2 | 931 | 5 | 27,673 | 0 | 235 | 1,097.6 | 0 | 0 | 0 |
| NATO Magazine Area | | Navy Active | Catania | | | | | | | 0 | 40 | 0.6 | 0 | 0 | 0 |
| NATO Ordnance Fac | | Navy Active | Sigonella Sicily | 30 | 183,953 | 1 | 67,790 | 0 | 0 | 0 | 172 | 70.5 | 0 | 0 | 0 |
| Paradiso | | Navy Active | La Maddalena | 0 | 0 | 4 | 161,859 | 0 | 0 | 0 | 1,859 | 30.5 | 0 | 0 | 0 |
| Paterno | | Navy Active | Sigonella Sicily | 0 | 0 | 18 | 292,394 | 0 | 0 | | | 35.0 | 0 | 0 | 0 |
| Santo Stefano | | Navy Active | La Maddalena | 8 | 11,887 | 0 | 0 | 0 | 0 | 0 | 1,100 | 8.6 | 0 | 0 | 0 |
| Sigonella | | Navy Active | Sigonella Sicily | 1 | 10,860 | 1 | 300 | 0 | 0 | 2 | 93 | 2.8 | 1,783 | 234 | 697 |
| Support Site | | Navy Active | Naples | 1 | 6,947 | 150 | 2,411,645 | 0 | 0 | 0 | 228 | 377.1 | 0 | 0 | 0 |
| Trinita | | Navy Active | La Maddalena | 1 | 2,190 | 48 | 362,171 | 0 | 0 | 0 | 437 | 46.0 | 0 | 0 | 0 |
| Varloc Housing | | Navy Active | Naples | 0 | 0 | 13 | 480,230 | 0 | 0 | | | 53.1 | 0 | 0 | 0 |
| ** OTHER SITE(S): 20 | | | | 27 | 66,970 | 17 | 83,932 | 7 | 30,061 | 0 | 8 | 44.9 | 4 | 0 | 0 |
| Italy Total: | | | | 332 | 4,773,497 | 540 | 5,980,121 | 48 | 343,672 | 2 | 4,499 | 2,920.4 | 4,451 | 704 | 1,549 |
| Japan | | | | | | | | | | | | | | | |
| Akasaki Pol Dep-5032 | | Navy Active | Sasebo | 44 | 90,124 | 0 | 0 | 43 | 188,113 | 0 | 190 | 280.3 | 0 | 0 | 0 |
| AWASE | | Navy Active | Kadena AB Okinawa | 7 | 14,528 | 0 | 0 | 0 | 0 | 0 | 118 | 17.3 | 74 | 0 | 2 |
| Azuma-3090 | | Navy Active | Yokosuka | 43 | 52,004 | 0 | 0 | 33 | 114,484 | 0 | 201 | 383.3 | 0 | 0 | 0 |
| Camp Shields-6032 | | Navy Active | Camp Shields-Okinawa | 28 | 113,223 | 0 | 0 | 19 | 357,810 | 0 | 88 | 147.2 | 2,000 | 645 | 2,712 |
| COMFLEACT Okinawa | | Navy Active | Okinawa Island | 2 | 1,562 | 0 | 0 | 117 | 842,192 | 0 | 120 | 305.2 | 10 | 0 | 0 |

* Sites having assets that are Federally funded (e.g., owned, lease, licence, permit) and State-owned interest.

** US Locations that do not meet criteria of at least ten (10) Acres AND at least \$10M PRV. US Territories and Non-US Locations that do not meet criteria of at least ten (10) Acres OR at least \$10M PRV.

DEPARTMENT OF DEFENSE - Navy
Base Structure Report - As of 30 Sep 2006

| SITE | BRAC 2005 | COMPONENT | NAME NEAREST CITY | BUILDINGS | | | | | | ACRES OWNED | TOTAL ACRES | PRV (\$M) | MIL | CIV | OTHER |
|------------------------|--------------|-------------|-------------------------|-----------|---------|--------|------|-------|------------|----------------|----------------|-----------|-------|-----|-------|
| | | | | OWNED | | LEASED | | OTHER | | | | | | | |
| | | | | COUNT | SQFT | COUNT | SQFT | COUNT | SQFT | | | | | | |
| COMFLEACT Sasebo | | Navy Active | Sasebo | 56 | 122,787 | 0 | 0 | 175 | 1,861,532 | 0 | 7,726 | 697.5 | 3,150 | 3 | 147 |
| Comfleact Yokosuka | | Navy Active | Yokosuka | 280 | 604,847 | 0 | 0 | 569 | 10,509,233 | 0 | 2,662 | 3,745.8 | 9,333 | 425 | 2,995 |
| Drydock Area-5030 | | Navy Active | Sasebo | 1 | 506 | 0 | 0 | 13 | 25,724 | | | 163.9 | 0 | 0 | 0 |
| Hachinohe Pol Dep-2006 | | Navy Active | Hachinohe | 10 | 5,855 | 0 | 0 | 15 | 11,073 | 0 | 46 | 52.7 | 0 | 0 | 0 |
| Hario Hsg Area-5119 | | Navy Active | Sasebo | 24 | 11,866 | 0 | 0 | 72 | 1,080,014 | 0 | 78 | 240.4 | 0 | 0 | 0 |
| Hario Shima Ammo-5050 | | Navy Active | Sasebo | 27 | 45,429 | 0 | 0 | 15 | 62,835 | 0 | 487 | 85.8 | 0 | 0 | 0 |
| Ikego Hsg Area-3087 | | Navy Active | Ikego | 43 | 49,320 | 0 | 0 | 142 | 2,465,618 | 0 | 708 | 531.8 | 0 | 0 | 0 |
| Iorizaki POL Dep-5036 | | Navy Active | Sasebo | 3 | 86 | 0 | 0 | 4 | 7,744 | 0 | 56 | 136.9 | 0 | 0 | 0 |
| Iwo Jima-3181 | | Navy Active | Iwo Jima | 0 | 0 | 0 | 0 | 46 | 331,070 | 0 | 243 | 297.0 | 0 | 0 | 0 |
| Kami Seya-3096 | | Navy Active | Kami Seya | 102 | 325,751 | 0 | 0 | 13 | 137,004 | 0 | 587 | 160.1 | 0 | 0 | 0 |
| Kisarazu-JGSDF-3033 | | Navy Active | Kisarazu | 12 | 23,095 | 0 | 0 | 55 | 413,938 | 0 | 515 | 272.8 | 0 | 0 | 0 |
| Kobi Sho Range-6084 | | Navy Active | Okinawa Island | | | | | | | 0 | 216 | 0.0 | 0 | 0 | 0 |
| Koshiba Pol Dep-3113 | | Navy Active | Yokohama | | | | | | | 0 | 104 | 0.0 | 0 | 0 | 0 |
| Maebata-5033 | | Navy Active | Sasebo | 34 | 53,154 | 0 | 0 | 45 | 294,503 | 0 | 144 | 142.5 | 0 | 0 | 0 |
| NAF Atsugi | | Navy Active | Atsugi | 317 | 713,829 | 0 | 0 | 289 | 3,887,556 | 0 | 1,237 | 1,456.1 | 1,209 | 43 | 150 |
| NAF Misawa | | Navy Active | Misawa | 0 | 0 | 0 | 0 | 74 | 885,898 | 0 | 27 | 306.1 | 1,021 | 4 | 29 |
| Nagasaka Rifl Rng-3104 | | Navy Active | Yokosuka | | | | | | | 0 | 25 | 0.0 | 0 | 0 | 0 |
| Negishi DH Area-3066 | | Navy Active | Yokohama | 44 | 33,321 | 0 | 0 | 238 | 725,946 | 0 | 111 | 238.7 | 0 | 0 | 0 |
| Okidaito Jima Rng-6088 | | Navy Active | Okinawa Island | | | | | | | 0 | 283 | 0.0 | 0 | 0 | 0 |
| Sakibe | | Navy Active | Sasebo | 3 | 6,825 | 0 | 0 | 2 | 8,077 | 0 | 32 | 8.2 | 0 | 0 | 0 |
| Sanno Hotel Tokyo-3185 | | Navy Active | Tokyo | 2 | 783 | 0 | 0 | 1 | 169,157 | 0 | 2 | 51.1 | 0 | 0 | 0 |
| Sekibi Sho Range-6085 | | Navy Active | Okinawa Island | | | | | | | 0 | 10 | 0.0 | 0 | 0 | 0 |
| Sobe Comm Site-6026 | | Navy Active | Sobe Okinawa | | | | | | | 0 | 132 | 0.3 | 0 | 0 | 0 |
| Tengan Pier-6028 | | Navy Active | Tengan | 4 | 5,612 | 0 | 0 | 0 | 0 | 0 | 8 | 13.6 | 0 | 0 | 0 |
| Totsuka-NCTS-3097 | | Navy Active | Totsuka | 25 | 19,074 | 0 | 0 | 11 | 52,356 | 0 | 191 | 56.6 | 0 | 0 | 0 |
| Tsurumi POL Dep-3144 | | Navy Active | Yokohama | 36 | 15,512 | 0 | 0 | 28 | 71,568 | 0 | 46 | 133.9 | 0 | 0 | 0 |
| Urago Ordinance-3117 | | Navy Active | Yokosuka | 15 | 17,656 | 0 | 0 | 31 | 183,854 | 0 | 48 | 91.3 | 0 | 0 | 0 |
| White Beach | | Navy Active | White Beach Nav Inst | 58 | 108,650 | 0 | 0 | 7 | 135,021 | 0 | 290 | 108.2 | 0 | 0 | 0 |
| Yokohama No Dock-3067 | | Navy Active | Yokohama | 2 | 1,302 | 0 | 0 | 18 | 424,676 | 0 | 23 | 105.8 | 0 | 0 | 0 |
| Yokose Pol Dep-5039 | | Navy Active | Sasebo | 8 | 2,039 | 0 | 0 | 5 | 6,673 | 0 | 153 | 273.1 | 0 | 0 | 0 |
| Yomitan Aux Airf-6027 | | Navy Active | Sobe Okinawa | 13 | 56,424 | 0 | 0 | 6 | 43,396 | 0 | 4 | 40.8 | 0 | 0 | 0 |

* Sites having assets that are Federally funded (e.g., owned, lease, licence, permit) and State-owned interest.

** US Locations that do not meet criteria of at least ten (10) Acres AND at least \$10M PRV. US Territories and Non-US Locations that do not meet criteria of at least ten (10) Acres OR at least \$10M PRV.

DEPARTMENT OF DEFENSE - Navy
Base Structure Report - As of 30 Sep 2006

| SITE | BRAC 2005 | COMPONENT | NAME NEAREST CITY | BUILDINGS | | | | | | ACRES OWNED | TOTAL ACRES | PRV (\$M) | MIL | CIV | OTHER |
|----------------------------|--------------|-------------|-------------------------|--------------|------------------|----------|----------|--------------|-------------------|----------------|----------------|-----------------|---------------|--------------|--------------|
| | | | | OWNED | | LEASED | | OTHER | | | | | | | |
| | | | | COUNT | SQFT | COUNT | SQFT | COUNT | SQFT | | | | | | |
| ** OTHER SITE(S): 7 | | | | 4 | 955 | 0 | 0 | 6 | 33,604 | 0 | 10 | 21.8 | 0 | 0 | 0 |
| Japan Total: | | | | 1,247 | 2,496,119 | 0 | 0 | 2,092 | 25,330,670 | 0 | 16,920 | 10,566.1 | 16,797 | 1,120 | 6,035 |
| Kenya | | | | | | | | | | | | | | | |
| NAVSUPACT Bahrain (Kenya) | | Navy Active | Mombasa | 5 | 7,520 | 0 | 0 | 0 | 0 | | | 17.2 | 0 | 0 | 0 |
| Kenya Total: | | | | 5 | 7,520 | 0 | 0 | 0 | 0 | 0 | 0 | 17.2 | 0 | 0 | 0 |
| Kuwait | | | | | | | | | | | | | | | |
| ** OTHER SITE(S): 1 | | | | 0 | 0 | 0 | 0 | 3 | 19,363 | | | 0.9 | 10 | 11 | 0 |
| Kuwait Total: | | | | 0 | 0 | 0 | 0 | 3 | 19,363 | 0 | 0 | 0.9 | 10 | 11 | 0 |
| Oman | | | | | | | | | | | | | | | |
| ** OTHER SITE(S): 1 | | | | 8 | 32,927 | 0 | 0 | 0 | 0 | | | 8.2 | 0 | 0 | 0 |
| Oman Total: | | | | 8 | 32,927 | 0 | 0 | 0 | 0 | 0 | 0 | 8.2 | 0 | 0 | 0 |
| Peru | | | | | | | | | | | | | | | |
| ** OTHER SITE(S): 1 | | | | 0 | 0 | 0 | 0 | 2 | 32,889 | | | 9.7 | 0 | 0 | 0 |
| Peru Total: | | | | 0 | 0 | 0 | 0 | 2 | 32,889 | 0 | 0 | 9.7 | 0 | 0 | 0 |
| Portugal | | | | | | | | | | | | | | | |
| ** OTHER SITE(S): 1 | | | | 0 | 0 | 0 | 0 | 3 | 17,868 | 0 | 0 | 3.1 | 59 | 2 | 0 |
| Portugal Total: | | | | 0 | 0 | 0 | 0 | 3 | 17,868 | 0 | 0 | 3.1 | 59 | 2 | 0 |
| Singapore | | | | | | | | | | | | | | | |
| Singapore | | Navy Active | Singapore | 0 | 0 | 0 | 0 | 31 | 383,170 | | | 101.8 | 115 | 15 | 10 |
| ** OTHER SITE(S): 2 | | | | 0 | 0 | 0 | 0 | 3 | 5,334 | | | 2.0 | 0 | 0 | 0 |
| Singapore Total: | | | | 0 | 0 | 0 | 0 | 34 | 388,504 | 0 | 0 | 103.8 | 115 | 15 | 10 |
| South Korea | | | | | | | | | | | | | | | |
| Chinhae Facility Korea | | Navy Active | Chinhae | 110 | 306,309 | 0 | 0 | 0 | 0 | 0 | 91 | 78.8 | 118 | 5 | 111 |

* Sites having assets that are Federally funded (e.g., owned, lease, licence, permit) and State-owned interest.

** US Locations that do not meet criteria of at least ten (10) Acres AND at least \$10M PRV. US Territories and Non-US Locations that do not meet criteria of at least ten (10) Acres OR at least \$10M PRV.

**DEPARTMENT OF DEFENSE - Navy
Base Structure Report - As of 30 Sep 2006**

| SITE | BRAC 2005 | COMPONENT | NAME NEAREST CITY | BUILDINGS | | | | | | ACRES OWNED | TOTAL ACRES | PRV (\$M) | MIL | CIV | OTHER |
|---|--------------|-------------|-------------------------|---------------|--------------------|--------------|-------------------|---------------|-------------------|------------------|------------------|------------------|----------------|----------------|--------------|
| | | | | OWNED | | LEASED | | OTHER | | | | | | | |
| | | | | COUNT | SQFT | COUNT | SQFT | COUNT | SQFT | | | | | | |
| Pohang | | Navy Active | Pohang | 11 | 63,877 | 0 | 0 | 52 | 124,748 | 0 | 3 | 62.7 | 0 | 0 | 0 |
| ROK Navy Base | | Navy Active | Chinhae | 2 | 6,799 | 0 | 0 | 0 | 0 | 0 | 0 | 25.2 | 0 | 0 | 0 |
| Yechon | | Navy Active | Yechon | 0 | 0 | 0 | 0 | 26 | 73,130 | | | 34.9 | 0 | 0 | 5 |
| Yongsan Garrison | | Navy Active | Yongsan | 0 | 0 | 0 | 0 | 19 | 59,008 | | | 13.0 | 240 | 3 | 18 |
| ** OTHER SITE(S): 3 | | | | 1 | 130 | 0 | 0 | 2 | 79,470 | 0 | 3 | 10.0 | 7 | 0 | 5 |
| South Korea Total: | | | | 124 | 377,115 | 0 | 0 | 99 | 336,356 | 0 | 97 | 224.6 | 365 | 8 | 139 |
| Spain | | | | | | | | | | | | | | | |
| Rota | | Navy Active | Rota | 1,003 | 3,995,637 | 0 | 0 | 11 | 9,292 | 0 | 5,962 | 1,421.6 | 1,108 | 167 | 684 |
| ** OTHER SITE(S): 2 | | | | 1 | 2,583 | 0 | 0 | 1 | 4,205 | 0 | 1 | 1.6 | 17 | 6 | 0 |
| Spain Total: | | | | 1,004 | 3,998,220 | 0 | 0 | 12 | 13,497 | 0 | 5,963 | 1,423.2 | 1,125 | 173 | 684 |
| United Arab Emirates | | | | | | | | | | | | | | | |
| Fujairah Aviation Unit | | Navy Active | Al Fujayrah | 0 | 0 | 5 | 39,957 | 0 | 0 | | | 16.9 | 0 | 0 | 0 |
| United Arab Emirates Total: | | | | 0 | 0 | 5 | 39,957 | 0 | 0 | 0 | 0 | 16.9 | 0 | 0 | 0 |
| United Kingdom | | | | | | | | | | | | | | | |
| Blenheim Cresent | | Navy Active | London | 0 | 0 | 0 | 0 | 5 | 47,580 | 0 | 3 | 12.6 | 0 | 0 | 0 |
| Daws Hill | | Navy Active | London | 1 | 4,971 | 0 | 0 | 111 | 491,260 | 0 | 59 | 119.5 | 0 | 0 | 0 |
| Eastcote | | Navy Active | London | 0 | 0 | 0 | 0 | 4 | 114,894 | 0 | 8 | 26.7 | 0 | 0 | 0 |
| SURTASS Det 3 | | Navy Active | Saint Mawgan | 18 | 256,833 | 0 | 0 | 14 | 85,842 | | | 93.9 | 0 | 0 | 0 |
| United Kingdom | | Navy Active | London | 0 | 0 | 1 | 175,524 | 0 | 0 | 0 | 1 | 42.6 | 874 | 52 | 95 |
| West Ruislip | | Navy Active | London | 17 | 90,854 | 0 | 0 | 18 | 160,421 | 0 | 31 | 50.7 | 1 | 0 | 0 |
| ** OTHER SITE(S): 3 | | | | 6 | 36,072 | 1 | 12,813 | 0 | 0 | 0 | 2 | 11.5 | 0 | 0 | 0 |
| United Kingdom Total: | | | | 42 | 388,730 | 2 | 188,337 | 152 | 899,997 | 0 | 104 | 357.5 | 875 | 52 | 95 |
| Overseas Total: | | | | 5,684 | 27,533,707 | 592 | 7,410,674 | 2,526 | 28,086,879 | 2 | 83,291 | 24,494.0 | 28,445 | 2,369 | 9,306 |
| Worldwide Totals By Reporting Component: | | | | 56,083 | 456,991,286 | 1,276 | 12,070,761 | 11,352 | 61,028,406 | 1,890,023 | 2,134,952 | 170,939.4 | 598,221 | 152,647 | 9,487 |

* Sites having assets that are Federally funded (e.g., owned, lease, licence, permit) and State-owned interest.

** US Locations that do not meet criteria of at least ten (10) Acres AND at least \$10M PRV. US Territories and Non-US Locations that do not meet criteria of at least ten (10) Acres OR at least \$10M PRV.

DEPARTMENT OF DEFENSE - Air Force
Base Structure Report - As of 30 Sep 2006

| SITE | BRAC 2005 | COMPONENT | NAME NEAREST CITY | BUILDINGS | | | | | | ACRES OWNED | TOTAL ACRES | PRV (\$M) | MIL | CIV | OTHER |
|---|--------------|----------------|-------------------------|------------|------------------|----------|---------------|----------|-----------|----------------|----------------|----------------|--------------|--------------|-----------|
| | | | | OWNED | | LEASED | | OTHER | | | | | | | |
| | | | | COUNT | SQFT | COUNT | SQFT | COUNT | SQFT | | | | | | |
| Alabama | | | | | | | | | | | | | | | |
| Abston ANG Station | | Air Natl Guard | Montgomery | 8 | 81,723 | 0 | 0 | 0 | 0 | 0 | 27 | 13.8 | 40 | 12 | 0 |
| Birmingham Aprt | R | Air Natl Guard | Birmingham | 38 | 339,651 | 0 | 0 | 0 | 0 | 0 | 145 | 86.5 | 950 | 188 | 0 |
| Dothan Regional Airport ANG Station | | Air Natl Guard | Dothan | 13 | 97,472 | 0 | 0 | 0 | 0 | 0 | 36 | 17.0 | 161 | 14 | 0 |
| Martin Air National Guard Station | R | Air Natl Guard | Gadsden | 14 | 71,253 | 0 | 0 | 0 | 0 | 0 | 29 | 12.6 | 136 | 22 | 0 |
| Maxwell AFB | R | AF Active | Montgomery | 592 | 5,395,776 | 0 | 0 | 0 | 0 | 2,524 | 3,650 | 1,133.2 | 2,858 | 1,171 | 0 |
| Maxwell Air Force Base Gunter Annex | | AF Active | Montgomery | 229 | 2,348,446 | 2 | 31,567 | 0 | 0 | 356 | 376 | 388.5 | 1,233 | 586 | 40 |
| Montgomery ANG Station | | Air Natl Guard | Montgomery | 0 | 0 | 6 | 65,123 | 0 | 0 | 12 | 12 | 11.0 | 148 | 18 | 0 |
| Montgomery Regional Airport ANG Base | R | Air Natl Guard | Montgomery | 42 | 327,083 | 0 | 0 | 0 | 0 | 0 | 70 | 80.3 | 964 | 218 | 0 |
| ** OTHER SITE(S): 2 | | | | 12 | 7,717 | 0 | 0 | 0 | 0 | 2 | 202 | 1.9 | 0 | 0 | 0 |
| Alabama Total: | | | | 948 | 8,669,121 | 8 | 96,690 | 0 | 0 | 2,894 | 4,547 | 1,744.7 | 6,490 | 2,229 | 40 |
| Alaska | | | | | | | | | | | | | | | |
| Barter Island Dew Station Bar | | AF Active | Kaktovik | 19 | 115,044 | 0 | 0 | 0 | 0 | 0 | 641 | 127.7 | 0 | 0 | 0 |
| Big Mountain Radio Relay Site | | AF Active | Iliamna | | | | | | | 0 | 402 | 16.2 | 0 | 0 | 0 |
| Birch Lake Recreation Annex | | AF Active | Salcha | 31 | 17,983 | 0 | 0 | 0 | 0 | 0 | 51 | 13.2 | 0 | 0 | 0 |
| Blair Lake Air Force Rangeex | | AF Active | Fairbanks | 4 | 33,094 | 0 | 0 | 0 | 0 | 33,962 | 33,963 | 24.7 | 0 | 0 | 0 |
| Cape Lisburne Long Range Radar Site | | AF Active | Paxson | 7 | 46,258 | 0 | 0 | 0 | 0 | 0 | 1,125 | 51.6 | 0 | 0 | 0 |
| Cape Newenham Long Range Radar Site | | AF Active | Platinum | 9 | 54,220 | 0 | 0 | 0 | 0 | 0 | 2,359 | 57.2 | 0 | 0 | 0 |
| Cape Romanzof Long Range Radar Site | | AF Active | Hooper Bay | 8 | 36,745 | 0 | 0 | 0 | 0 | 0 | 4,900 | 37.3 | 0 | 0 | 0 |
| Chena River Research Site | | AF Active | North Pole | 2 | 420 | 0 | 0 | 0 | 0 | 0 | 3,791 | 51.6 | 0 | 0 | 0 |
| Clear Alaska | | AF Active | Anderson | 57 | 868,191 | 0 | 0 | 0 | 0 | 0 | 11,438 | 430.5 | 96 | 59 | 0 |
| Cold Bay Long Range Radar Site | | AF Active | Cold Bay | 5 | 13,548 | 0 | 0 | 0 | 0 | 13 | 208 | 11.5 | 0 | 0 | 0 |
| Driftwood Bay Radio Relay Site | | AF Active | Unalaska | | | | | | | 0 | 459 | 27.8 | 0 | 0 | 0 |
| Eareckson AS | | AF Active | Shemya Station | 94 | 1,256,160 | 0 | 0 | 0 | 0 | 0 | 3,520 | 1,840.0 | 0 | 0 | 0 |
| Eielson AFB | R | AF Active | North Pole | 453 | 5,792,624 | 11 | 63,933 | 211 | 1,534,942 | 0 | 19,790 | 4,058.8 | 3,678 | 542 | 0 |
| Elmendorf AFB | R | AF Active | Anchorage | 392 | 7,790,954 | 1 | 19,112 | 0 | 0 | 11,949 | 13,451 | 4,334.5 | 6,997 | 1,274 | 10 |
| Flaxman Island Range Radar Site | | AF Active | Eielson | 12 | 25,438 | 0 | 0 | 0 | 0 | 0 | 605 | 40.5 | 0 | 0 | 0 |

* Sites having assets that are Federally funded (e.g., owned, lease, licence, permit) and State-owned interest.

** US Locations that do not meet criteria of at least ten (10) Acres AND at least \$10M PRV. US Territories and Non-US Locations that do not meet criteria of at least ten (10) Acres OR at least \$10M PRV.

DEPARTMENT OF DEFENSE - Air Force

Base Structure Report - As of 30 Sep 2006

| SITE | BRAC 2005 | COMPONENT | NAME NEAREST CITY | BUILDINGS | | | | | | ACRES OWNED | TOTAL ACRES | PRV (\$M) | MIL | CIV | OTHER |
|---------------------------------------|--------------|----------------|-------------------------|--------------|-------------------|-----------|---------------|------------|------------------|----------------|----------------|-----------------|---------------|--------------|-----------|
| | | | | OWNED | | LEASED | | OTHER | | | | | | | |
| | | | | COUNT | SQFT | COUNT | SQFT | COUNT | SQFT | | | | | | |
| Fort Yukon Long Range Radar Site | | AF Active | Fort Yukon Station | 6 | 47,303 | 0 | 0 | 0 | 0 | 0 | 205 | 19.5 | 0 | 0 | 0 |
| Galena Airport | C | AF Active | Galena | 42 | 356,369 | 0 | 0 | 0 | 0 | 0 | 163 | 269.2 | 0 | 0 | 0 |
| Granite Mountain Radio Relay Site | | AF Active | Koyuk | 7 | 26,079 | 0 | 0 | 0 | 0 | 0 | 258 | 31.3 | 0 | 0 | 0 |
| Haarp Research Station | | AF Active | Gulkana | 15 | 33,774 | 0 | 0 | 0 | 0 | 5,408 | 5,408 | 28.5 | 0 | 0 | 0 |
| Indian Mountain Long Range Radar Site | | AF Active | Hughes | 8 | 33,230 | 0 | 0 | 0 | 0 | 0 | 4,226 | 54.6 | 0 | 0 | 0 |
| Kalakaket Creek Radio Relay Site | | AF Active | Ruby | 6 | 24,424 | 0 | 0 | 0 | 0 | 0 | 316 | 37.8 | 0 | 0 | 0 |
| King Salmon Airport | | AF Active | Naknek | 0 | 0 | 1 | 182 | 55 | 378,206 | 192 | 927 | 352.9 | 0 | 0 | 0 |
| Kulis ANG Base | C | Air Natl Guard | Anchorage | 35 | 420,123 | 0 | 0 | 0 | 0 | 0 | 129 | 211.0 | 1,293 | 239 | 0 |
| Lonely Short Range Radar Site | | AF Active | Barrow | 0 | 0 | 0 | 0 | 13 | 27,465 | 0 | 1,082 | 57.8 | 0 | 0 | 0 |
| Nikolski Radio Relay Site | | AF Active | Unalaska | 1 | 120 | 0 | 0 | 0 | 0 | 0 | 323 | 10.8 | 0 | 0 | 0 |
| Oliktok Long Range Radar Site | | AF Active | Prudhoe Bay | 5 | 36,636 | 0 | 0 | 0 | 0 | 160 | 832 | 45.2 | 0 | 0 | 0 |
| Point Barrow Long Range Radar Site | | AF Active | Barrow | 0 | 0 | 0 | 0 | 6 | 52,965 | 0 | 266 | 37.2 | 0 | 0 | 0 |
| Point Lay Long Range Radar Site | | AF Active | Wainwright | 0 | 0 | 0 | 0 | 6 | 36,640 | 0 | 1,442 | 45.4 | 0 | 0 | 0 |
| Sparrevohn Long Range Radar Site | | AF Active | Iliamna | 8 | 41,055 | 0 | 0 | 0 | 0 | 0 | 1,179 | 55.8 | 0 | 0 | 0 |
| Tatalina Long Range Radar Site | | AF Active | McGrath | 7 | 37,367 | 0 | 0 | 0 | 0 | 0 | 4,970 | 60.4 | 0 | 0 | 0 |
| Tin City Long Range Radar Site | | AF Active | Wales | 6 | 83,453 | 0 | 0 | 0 | 0 | 37 | 723 | 62.1 | 0 | 0 | 0 |
| Wainwright Short Range Radar Site | | AF Active | Wainwright | 0 | 0 | 0 | 0 | 8 | 22,622 | 0 | 1,519 | 42.8 | 0 | 0 | 0 |
| ** OTHER SITE(S): 35 | | | | 35 | 55,576 | 0 | 0 | 0 | 0 | 192 | 14,295 | 64.2 | 0 | 0 | 0 |
| Alaska Total: | | | | 1,274 | 17,246,188 | 13 | 83,227 | 299 | 2,052,840 | 51,913 | 134,966 | 12,609.6 | 12,064 | 2,114 | 10 |

Arizona

| | | | | | | | | | | | | | | | |
|---------------------------------------|---|----------------|-----------------|-------|-----------|---|---|---|---|-----------|-----------|---------|-------|-------|---|
| Air Force Plant 44 | | AF Active | Tucson | 71 | 1,030,468 | 0 | 0 | 0 | 0 | 2,174 | 2,208 | 278.0 | 0 | 0 | 0 |
| Davis Monthan AFB | | AF Active | Tucson | 1,443 | 6,490,330 | 0 | 0 | 0 | 0 | 5,072 | 10,613 | 1,884.8 | 6,530 | 1,078 | 0 |
| Gila Bend Air Force Auxiliary Field | | AF Active | Gila Bend | 41 | 143,529 | 0 | 0 | 0 | 0 | 640 | 1,886 | 97.4 | 0 | 0 | 0 |
| Luke AFB | R | AF Active | Litchfield Park | 764 | 4,829,728 | 0 | 0 | 0 | 0 | 2,692 | 4,502 | 1,386.3 | 5,906 | 946 | 0 |
| Luke Air Force Auxiliary Field No 1 | | AF Active | Wittman | 1 | 600 | 0 | 0 | 0 | 0 | 400 | 1,105 | 104.5 | 0 | 0 | 0 |
| Luke Waste Annex | | AF Active | Litchfield Park | 11 | 23,906 | 0 | 0 | 0 | 0 | 0 | 46 | 12.8 | 0 | 0 | 0 |
| Sky Harbor IAP | | Air Natl Guard | Phoenix | 17 | 275,733 | 0 | 0 | 0 | 0 | 0 | 60 | 82.2 | 831 | 206 | 0 |
| The Barry M Goldwater Air Force Range | | AF Active | Gila Bend | 11 | 10,963 | 0 | 0 | 0 | 0 | 1,162,690 | 2,671,680 | 128.3 | 0 | 0 | 0 |
| Tucson IAP | | Air Natl Guard | Tucson | 39 | 861,268 | 0 | 0 | 0 | 0 | 92 | 98 | 229.8 | 1,620 | 739 | 0 |

* Sites having assets that are Federally funded (e.g., owned, lease, licence, permit) and State-owned interest.

** US Locations that do not meet criteria of at least ten (10) Acres AND at least \$10M PRV. US Territories and Non-US Locations that do not meet criteria of at least ten (10) Acres OR at least \$10M PRV.

DEPARTMENT OF DEFENSE - Air Force
Base Structure Report - As of 30 Sep 2006

| SITE | BRAC 2005 | COMPONENT | NAME NEAREST CITY | BUILDINGS | | | | | | ACRES OWNED | TOTAL ACRES | PRV (\$M) | MIL | CIV | OTHER |
|-------------------------------------|--------------|----------------|-------------------------|--------------|-------------------|----------|----------|----------|------------|------------------|------------------|----------------|---------------|--------------|----------|
| | | | | OWNED | | LEASED | | OTHER | | | | | | | |
| | | | | COUNT | SQFT | COUNT | SQFT | COUNT | SQFT | | | | | | |
| ** OTHER SITE(S): 11 | | | | 64 | 222,209 | 0 | 0 | 0 | 0 | 552 | 1,064 | 75.8 | 1 | 4 | 0 |
| Arizona Total: | | | | 2,462 | 13,888,734 | 0 | 0 | 0 | 0 | 1,174,312 | 2,693,262 | 4,280.0 | 14,888 | 2,973 | 0 |
| Arkansas | | | | | | | | | | | | | | | |
| Fort Smith MAP | R | Air Natl Guard | Fort Smith | 45 | 349,407 | 0 | 0 | 0 | 0 | 0 | 142 | 88.9 | 967 | 218 | 0 |
| Littlerock AFB | R | AF Active | Jacksonville | 340 | 3,733,152 | 0 | 0 | 0 | 0 | 6,102 | 6,898 | 1,245.6 | 5,902 | 637 | 0 |
| ** OTHER SITE(S): 5 | | | | 10 | 60,485 | 0 | 0 | 1 | 100 | 488 | 840 | 9.7 | 123 | 22 | 0 |
| Arkansas Total: | | | | 395 | 4,143,044 | 0 | 0 | 1 | 100 | 6,590 | 7,880 | 1,344.3 | 6,992 | 877 | 0 |
| California | | | | | | | | | | | | | | | |
| Air Force Plant 42 | | AF Active | Palmdale | 102 | 3,230,669 | 0 | 0 | 0 | 0 | 5,843 | 6,131 | 1,397.0 | 57 | 17 | 0 |
| Beale AFB | R | AF Active | Marysville | 1,573 | 4,595,200 | 0 | 0 | 0 | 0 | 22,931 | 22,944 | 2,035.6 | 4,383 | 581 | 0 |
| Castle AFB | | AF Active | Atwater | 197 | 2,367,942 | 0 | 0 | 0 | 0 | 1,922 | 2,402 | 1,141.9 | 0 | 0 | 0 |
| Castle Housing Annex No 2 | | AF Active | Atwater | 227 | 457,314 | 0 | 0 | 0 | 0 | 80 | 81 | 71.9 | 0 | 0 | 0 |
| Channel Islands | R | Air Natl Guard | Oxnard | 20 | 340,723 | 0 | 0 | 0 | 0 | 206 | 206 | 144.2 | 1,202 | 223 | 0 |
| Davis Communications Annex | | AF Active | Davis | 4 | 29,524 | 0 | 0 | 0 | 0 | 316 | 316 | 20.2 | 0 | 0 | 0 |
| Edwards AFB | R | AF Active | Rosamond | 2,280 | 9,362,297 | 0 | 0 | 0 | 0 | 279,499 | 300,723 | 4,662.6 | 2,223 | 3,193 | 0 |
| Fort Macarthur Family Housing Annex | | AF Active | San Pedro | 418 | 1,455,257 | 0 | 0 | 0 | 0 | 155 | 156 | 229.2 | 0 | 0 | 0 |
| Fresno Atm | R | Air Natl Guard | Fresno | 46 | 382,907 | 0 | 0 | 0 | 0 | 0 | 117 | 141.4 | 939 | 249 | 0 |
| George | | AF Active | Adelanto | 859 | 4,475,606 | 0 | 0 | 0 | 0 | 4,134 | 4,450 | 1,400.1 | 0 | 0 | 0 |
| Hayward Municipal Airport ANG | | Air Natl Guard | Hayward | 17 | 148,452 | 0 | 0 | 0 | 0 | 0 | 27 | 40.6 | 146 | 7 | 0 |
| Lincoln Communication Annex | | AF Active | Lincoln | 2 | 16,264 | 0 | 0 | 0 | 0 | 231 | 231 | 30.0 | 0 | 0 | 0 |
| Los Angeles AFB | | AF Active | El Segundo | 15 | 1,012,629 | 0 | 0 | 0 | 0 | 55 | 58 | 332.0 | 1,323 | 1,124 | 0 |
| March AFB | | AF Active | Sunnymead | 645 | 1,916,064 | 1 | 400 | 0 | 0 | 2,053 | 2,068 | 841.0 | 75 | 86 | 0 |
| March Air Reserve Base | R | AF Reserve | Sunnymead | 197 | 2,706,717 | 0 | 0 | 0 | 0 | 2,151 | 2,415 | 1,147.6 | 4,558 | 475 | 0 |
| Mather Air Force Base | | AF Active | Rancho Cordova | 183 | 1,486,095 | 0 | 0 | 0 | 0 | 4,369 | 4,498 | 933.2 | 0 | 0 | 0 |
| McClellan Air Force Base | | AF Active | Sacramento | 406 | 9,041,748 | 0 | 0 | 0 | 0 | 2,854 | 2,950 | 2,672.6 | 37 | 17 | 0 |
| McClellan Family Housing Annex | | AF Active | Sacramento | 293 | 648,101 | 0 | 0 | 0 | 0 | 17 | 18 | 112.8 | 0 | 0 | 0 |
| NAS Moffett Field | | Air Natl Guard | Sunnyvale | 47 | 352,135 | 0 | 0 | 0 | 0 | 13 | 142 | 124.1 | 906 | 203 | 0 |
| Norton AFB | | AF Active | San Bernardino | 412 | 3,874,708 | 0 | 0 | 0 | 0 | 2,006 | 2,272 | 1,064.6 | 0 | 0 | 0 |
| Norwalk2 | | AF Reserve | Norwalk | 9 | 7,767 | 0 | 0 | 0 | 0 | 47 | 55 | 98.4 | 0 | 0 | 0 |

* Sites having assets that are Federally funded (e.g., owned, lease, licence, permit) and State-owned interest.

** US Locations that do not meet criteria of at least ten (10) Acres AND at least \$10M PRV. US Territories and Non-US Locations that do not meet criteria of at least ten (10) Acres OR at least \$10M PRV.

DEPARTMENT OF DEFENSE - Air Force

Base Structure Report - As of 30 Sep 2006

| SITE | BRAC 2005 | COMPONENT | NAME NEAREST CITY | BUILDINGS | | | | | | ACRES OWNED | TOTAL ACRES | PRV (\$M) | MIL | CIV | OTHER |
|------------------------------------|--------------|----------------|-------------------------|---------------|-------------------|------------|----------------|-----------|---------------|----------------|----------------|-----------------|---------------|--------------|-----------|
| | | | | OWNED | | LEASED | | OTHER | | | | | | | |
| | | | | COUNT | SQFT | COUNT | SQFT | COUNT | SQFT | | | | | | |
| Onizuka As | C | AF Active | Sunnyvale | 20 | 500,809 | 0 | 0 | 0 | 0 | 20 | 23 | 157.9 | 52 | 170 | 0 |
| Ozol Defense Fuel Support Point | | AF Active | Martinez | 4 | 4,494 | 0 | 0 | 0 | 0 | 54 | 76 | 84.7 | 0 | 0 | 0 |
| Pillar Point Afs | | AF Active | Half Moon Bay | 13 | 25,629 | 0 | 0 | 0 | 0 | 55 | 55 | 11.6 | 0 | 0 | 0 |
| Point Arena Air Force Station | | AF Active | Point Arena | 47 | 92,706 | 0 | 0 | 0 | 0 | 74 | 82 | 28.1 | 0 | 0 | 0 |
| Sepulveda National Guard Station | | Air Natl Guard | Van Nuys | 13 | 85,839 | 0 | 0 | 0 | 0 | 26 | 26 | 21.9 | 132 | 19 | 0 |
| Travis AFB | | AF Active | Fairfield | 1,676 | 10,108,828 | 140 | 423,742 | 8 | 17,851 | 5,128 | 6,383 | 3,729.3 | 9,775 | 1,209 | 0 |
| Travis Water System Annex No 2 | | AF Active | Vacaville | 12 | 23,421 | 0 | 0 | 0 | 0 | 206 | 206 | 19.1 | 0 | 0 | 0 |
| Tulelake Radar Site | | AF Active | Alturas | 4 | 17,140 | 0 | 0 | 0 | 0 | 0 | 928 | 43.6 | 0 | 0 | 0 |
| Vandenberg AFB | R | AF Active | Lompoc | 2,654 | 9,255,769 | 0 | 0 | 9 | 32,907 | 98,164 | 132,184 | 3,259.7 | 2,671 | 1,118 | 0 |
| ** OTHER SITE(S): 47 | | | | 88 | 283,252 | 2 | 1,100 | 1 | 160 | 612 | 9,545 | 130.6 | 406 | 75 | 0 |
| California Total: | | | | 12,483 | 68,306,006 | 143 | 425,242 | 18 | 50,918 | 433,221 | 501,768 | 26,127.6 | 28,885 | 8,766 | 0 |
| Colorado | | | | | | | | | | | | | | | |
| Buckley AFB | R | AF Active | Aurora | 174 | 2,438,464 | 0 | 0 | 0 | 0 | 3,283 | 3,872 | 859.3 | 2,731 | 779 | 0 |
| Cheyenne Mtn | | AF Active | Colorado Springs | 51 | 340,242 | 0 | 0 | 0 | 0 | 499 | 567 | 166.4 | 447 | 115 | 0 |
| DFAS Denver Annex | R | AF Active | Denver | 4 | 450,487 | 0 | 0 | 0 | 0 | 72 | 72 | 92.0 | 0 | 0 | 0 |
| Falcon AFB | | AF Active | Ellicott | 57 | 1,493,912 | 0 | 0 | 0 | 0 | 3,198 | 4,172 | 577.3 | 2,064 | 534 | 1 |
| Ft Carson Weapons Range | | Air Natl Guard | Pueblo | 5 | 12,224 | 0 | 0 | 0 | 0 | 3,110 | 3,110 | 11.4 | 0 | 0 | 0 |
| Greeley Air National Guard Station | | Air Natl Guard | Greeley | 5 | 34,525 | 0 | 0 | 0 | 0 | 0 | 17 | 10.9 | 0 | 0 | 0 |
| Lowry | | AF Active | Denver | 57 | 1,449,100 | 0 | 0 | 0 | 0 | 103 | 103 | 313.2 | 1 | 3 | 0 |
| Peterson AFB | R | AF Active | Colorado Springs | 393 | 3,586,534 | 39 | 367,420 | 0 | 0 | 201 | 1,295 | 1,081.2 | 5,256 | 2,438 | 43 |
| USAF Academy | R | AF Active | Colorado Springs | 1,101 | 8,762,496 | 0 | 0 | 0 | 0 | 18,455 | 53,276 | 2,397.9 | 1,991 | 1,456 | 0 |
| USAF Academy Auxiliary Airfield | | AF Active | Calhan | 1 | 1,651 | 0 | 0 | 0 | 0 | 0 | 197 | 10.8 | 0 | 0 | 0 |
| ** OTHER SITE(S): 62 | | | | 97 | 125,499 | 3 | 27,486 | 0 | 0 | 768 | 8,476 | 386.1 | 0 | 0 | 0 |
| Colorado Total: | | | | 1,945 | 18,695,134 | 42 | 394,906 | 0 | 0 | 29,689 | 75,157 | 5,906.4 | 12,490 | 5,325 | 44 |
| Connecticut | | | | | | | | | | | | | | | |
| Bradley IAP | R | Air Natl Guard | Windsor Locks | 33 | 316,276 | 0 | 0 | 0 | 0 | 4 | 148 | 100.9 | 40 | 7 | 0 |
| Orange ANG Communication Station | | Air Natl Guard | New Haven | 7 | 62,825 | 0 | 0 | 0 | 0 | 21 | 29 | 13.2 | 258 | 39 | 0 |
| Connecticut Total: | | | | 40 | 379,101 | 0 | 0 | 0 | 0 | 25 | 177 | 114.1 | 298 | 46 | 0 |

* Sites having assets that are Federally funded (e.g., owned, lease, licence, permit) and State-owned interest.

** US Locations that do not meet criteria of at least ten (10) Acres AND at least \$10M PRV. US Territories and Non-US Locations that do not meet criteria of at least ten (10) Acres OR at least \$10M PRV.

DEPARTMENT OF DEFENSE - Air Force
Base Structure Report - As of 30 Sep 2006

| SITE | BRAC 2005 | COMPONENT | NAME NEAREST CITY | BUILDINGS | | | | | | ACRES OWNED | TOTAL ACRES | PRV (\$M) | MIL | CIV | OTHER |
|--|--------------|----------------|-------------------------|------------|------------------|----------|----------|----------|----------|----------------|----------------|----------------|--------------|------------|----------|
| | | | | OWNED | | LEASED | | OTHER | | | | | | | |
| | | | | COUNT | SQFT | COUNT | SQFT | COUNT | SQFT | | | | | | |
| Delaware | | | | | | | | | | | | | | | |
| Dover AFB | R | AF Active | Dover | 202 | 3,620,460 | 0 | 0 | 0 | 0 | 3,218 | 3,824 | 1,335.9 | 5,029 | 707 | 0 |
| New Castle County Airport | R | Air Natl Guard | Newport | 37 | 281,547 | 0 | 0 | 0 | 0 | 0 | 80 | 83.7 | 1,048 | 178 | 0 |
| ** OTHER SITE(S): 2 | | | | | | | | | | 2 | 3 | 0.0 | 0 | 0 | 0 |
| Delaware Total: | | | | 239 | 3,902,007 | 0 | 0 | 0 | 0 | 3,220 | 3,907 | 1,419.6 | 6,077 | 885 | 0 |
| District of Columbia | | | | | | | | | | | | | | | |
| Bolling AFB | R | AF Active | Washington, DC | 436 | 4,870,561 | 0 | 0 | 0 | 0 | 607 | 607 | 880.9 | 1,900 | 808 | 0 |
| District of Columbia Total: | | | | 436 | 4,870,561 | 0 | 0 | 0 | 0 | 607 | 607 | 880.9 | 1,900 | 808 | 0 |
| Florida | | | | | | | | | | | | | | | |
| Arbuckle Airfield | | AF Active | Avon Park | 39 | 182,748 | 0 | 0 | 0 | 0 | 5,145 | 5,147 | 102.9 | 0 | 0 | 0 |
| Avon Park AF Range | | AF Active | Avon Park | 5 | 2,915 | 0 | 0 | 0 | 0 | 100,929 | 100,929 | 24.1 | 0 | 31 | 0 |
| Camp Blanding | | Air Natl Guard | Starke | 25 | 136,979 | 0 | 0 | 0 | 0 | 0 | 218 | 21.7 | 223 | 3 | 0 |
| Cape Canaveral Air Force Station | | AF Active | Port Canaveral | 600 | 3,839,431 | 0 | 0 | 0 | 0 | 17,034 | 17,092 | 1,500.8 | 277 | 250 | 0 |
| Cape San Blas Missile Tracking Annex D-3 | | AF Active | Port St Joe | 14 | 33,003 | 0 | 0 | 0 | 0 | 679 | 679 | 10.4 | 0 | 0 | 0 |
| Eglin AFB | R | AF Active | Valpariso | 2,016 | 10,863,261 | 0 | 0 | 0 | 0 | 319,085 | 453,594 | 2,586.1 | 7,204 | 3,272 | 0 |
| Eglin Air Force Auxiliary Field #3 | | AF Active | Crestview | 299 | 1,299,493 | 0 | 0 | 0 | 0 | 1,348 | 1,348 | 487.4 | 1,203 | 26 | 0 |
| Eglin Air Force Auxiliary Field #6 | | AF Active | Milton | 51 | 168,009 | 0 | 0 | 0 | 0 | 629 | 629 | 89.4 | 24 | 89 | 0 |
| Homestead Air Force Base | | AF Active | Homestead | 6 | 267,749 | 0 | 0 | 0 | 0 | 24 | 24 | 36.2 | 20 | 0 | 0 |
| Homestead ARB | R | AF Reserve | Homestead | 121 | 970,999 | 0 | 0 | 0 | 0 | 1,943 | 2,311 | 507.1 | 1,285 | 232 | 0 |
| Hurlburt Field | R | AF Active | Mary Esther | 614 | 4,979,355 | 0 | 0 | 0 | 0 | 6,634 | 6,634 | 1,105.6 | 7,337 | 757 | 0 |
| Jacksonville IAP | R | Air Natl Guard | Callahan | 37 | 330,497 | 0 | 0 | 0 | 0 | 0 | 342 | 86.5 | 998 | 281 | 0 |
| Jonathan Dickinson Missile Tracking Anx | | AF Active | Hobe Sound | 9 | 26,355 | 0 | 0 | 0 | 0 | 0 | 12 | 10.8 | 0 | 0 | 0 |
| Lynn Haven Defense Fuel Sup | | AF Active | Lynn Haven | 8 | 12,631 | 0 | 0 | 0 | 0 | 203 | 203 | 20.3 | 0 | 0 | 0 |
| MacDill AFB | R | AF Active | Tampa | 574 | 5,014,589 | 0 | 0 | 0 | 0 | 5,630 | 5,767 | 1,472.7 | 6,098 | 1,221 | 61 |
| Malabar Transmitter Annex | | AF Active | Palm Bay | 9 | 35,208 | 0 | 0 | 0 | 0 | 640 | 640 | 11.3 | 0 | 0 | 0 |
| Patrick AFB | | AF Active | Cocoa Beach | 524 | 3,913,229 | 0 | 0 | 0 | 0 | 2,108 | 2,341 | 1,023.5 | 2,476 | 1,188 | 10 |
| Tyndall AFB | R | AF Active | Springfield | 1,002 | 5,098,182 | 0 | 0 | 0 | 0 | 27,451 | 28,824 | 1,306.2 | 3,934 | 664 | 0 |
| ** OTHER SITE(S): 33 | | | | 24 | 23,219 | 0 | 0 | 0 | 0 | 287 | 326 | 13.2 | 0 | 0 | 0 |

* Sites having assets that are Federally funded (e.g., owned, lease, licence, permit) and State-owned interest.

** US Locations that do not meet criteria of at least ten (10) Acres AND at least \$10M PRV. US Territories and Non-US Locations that do not meet criteria of at least ten (10) Acres OR at least \$10M PRV.

DEPARTMENT OF DEFENSE - Air Force
Base Structure Report - As of 30 Sep 2006

| SITE | BRAC 2005 | COMPONENT | NAME NEAREST CITY | BUILDINGS | | | | | | ACRES OWNED | TOTAL ACRES | PRV (\$M) | MIL | CIV | OTHER |
|---|--------------|----------------|-------------------------|--------------|-------------------|----------|----------|----------|----------------|----------------|----------------|-----------------|---------------|---------------|-----------|
| | | | | OWNED | | LEASED | | OTHER | | | | | | | |
| | | | | COUNT | SQFT | COUNT | SQFT | COUNT | SQFT | | | | | | |
| Florida Total: | | | | 5,977 | 37,197,852 | 0 | 0 | 0 | 0 | 489,769 | 627,060 | 10,416.1 | 31,079 | 8,014 | 71 |
| Georgia | | | | | | | | | | | | | | | |
| Air Force Plant 6 | | AF Active | Marietta | 94 | 6,464,943 | 0 | 0 | 0 | 0 | 755 | 755 | 1,325.1 | 0 | 0 | 0 |
| Dobbins AFB | R | AF Reserve | Marietta | 87 | 996,112 | 0 | 0 | 0 | 0 | 1,666 | 1,913 | 389.3 | 1,710 | 316 | 0 |
| Glynco Air National Guard Station | | Air Natl Guard | Brunswick | 5 | 68,534 | 0 | 0 | 0 | 0 | 0 | 14 | 11.8 | 0 | 0 | 0 |
| Hunter ANG Station No 2 | | Air Natl Guard | Savannah | 14 | 64,067 | 0 | 0 | 0 | 0 | 0 | 18 | 10.5 | 357 | 40 | 0 |
| Moody AFB | R | AF Active | Valdosta | 333 | 2,501,031 | 0 | 0 | 0 | 0 | 5,094 | 5,497 | 789.9 | 3,761 | 372 | 0 |
| Moody Recreation Annex | | AF Active | Lake Park | 20 | 13,492 | 0 | 0 | 0 | 0 | 489 | 489 | 10.4 | 0 | 0 | 0 |
| Robins AFB | R | AF Active | Warner Robins | 1,034 | 13,969,073 | 0 | 0 | 0 | 0 | 6,779 | 6,935 | 3,122.7 | 7,047 | 12,163 | 0 |
| Savannah/Hilton Head IAP | R | Air Natl Guard | Savannah | 98 | 650,445 | 0 | 0 | 0 | 0 | 0 | 290 | 181.5 | 929 | 184 | 0 |
| ** OTHER SITE(S): 8 | | | | 23 | 49,453 | 0 | 0 | 0 | 0 | 5,891 | 5,938 | 11.0 | 146 | 13 | 0 |
| Georgia Total: | | | | 1,708 | 24,777,150 | 0 | 0 | 0 | 0 | 20,674 | 21,849 | 5,852.3 | 13,950 | 13,088 | 0 |
| Guam | | | | | | | | | | | | | | | |
| Andersen Administration Annex | | AF Active | Agana | 130 | 755,018 | 0 | 0 | 0 | 0 | 1,969 | 2,024 | 293.6 | 0 | 0 | 0 |
| Andersen AFB | R | AF Active | Agana | 1,272 | 4,956,519 | 0 | 0 | 6 | 279,000 | 11,093 | 11,096 | 4,841.3 | 2,297 | 433 | 35 |
| Andersen Air Force Station | | AF Active | Agana | 6 | 16,773 | 0 | 0 | 0 | 0 | 22 | 32 | 21.0 | 0 | 0 | 0 |
| Andersen Communications Annex Nr 2 | | AF Active | Barrigada | | | | | | | 432 | 432 | 12.6 | 0 | 0 | 0 |
| Andersen Family Housing Annex No 4 | | AF Active | Harmon | 12 | 19,703 | 0 | 0 | 0 | 0 | 408 | 408 | 22.5 | 0 | 0 | 0 |
| Andersen Water Supply Annex | | AF Active | Tumon | 2 | 384 | 0 | 0 | 0 | 0 | 8 | 55 | 13.4 | 0 | 0 | 0 |
| Northwest Guam Air Force Base | | AF Active | Agana | 10 | 58,899 | 0 | 0 | 0 | 0 | 4,378 | 4,378 | 741.0 | 0 | 0 | 0 |
| Guam Total: | | | | 1,432 | 5,807,296 | 0 | 0 | 6 | 279,000 | 18,310 | 18,425 | 5,945.5 | 2,297 | 433 | 35 |
| Hawaii | | | | | | | | | | | | | | | |
| Barking Sands Com | | Air Natl Guard | Kekaha | 4 | 31,016 | 0 | 0 | 0 | 0 | 11 | 11 | 13.6 | 131 | 29 | 0 |
| Bellows Air Force Station | | AF Active | Waimanalo | 97 | 144,810 | 0 | 0 | 0 | 0 | 409 | 487 | 125.0 | 26 | 4 | 0 |
| Hickam AFB | R | AF Active | Honolulu | 971 | 7,078,678 | 0 | 0 | 4 | 13,955 | 2,514 | 2,523 | 3,037.4 | 6,170 | 1,917 | 29 |
| Hickam Petroleum Products Storage Anx | | AF Active | Wahiawa | 19 | 10,657 | 0 | 0 | 0 | 0 | 95 | 151 | 130.9 | 0 | 0 | 0 |
| Kaena Point Sattelite Tracking Station | | AF Active | Haleiwa | 25 | 69,531 | 0 | 0 | 0 | 0 | 0 | 153 | 46.4 | 2 | 18 | 0 |
| Koikee Air Force Station | | AF Active | Kekaha | 12 | 23,239 | 0 | 0 | 0 | 0 | 0 | 11 | 11.3 | 48 | 14 | 0 |

* Sites having assets that are Federally funded (e.g., owned, lease, licence, permit) and State-owned interest.

** US Locations that do not meet criteria of at least ten (10) Acres AND at least \$10M PRV. US Territories and Non-US Locations that do not meet criteria of at least ten (10) Acres OR at least \$10M PRV.

DEPARTMENT OF DEFENSE - Air Force
Base Structure Report - As of 30 Sep 2006

| SITE | BRAC 2005 | COMPONENT | NAME NEAREST CITY | BUILDINGS | | | | | | ACRES OWNED | TOTAL ACRES | PRV (\$M) | MIL | CIV | OTHER |
|---|--------------|----------------|-------------------------|--------------|------------------|----------|----------------|-----------|----------------|----------------|----------------|----------------|--------------|--------------|-----------|
| | | | | OWNED | | LEASED | | OTHER | | | | | | | |
| | | | | COUNT | SQFT | COUNT | SQFT | COUNT | SQFT | | | | | | |
| ** OTHER SITE(S): 14 | | | | 36 | 218,733 | 1 | 6,398 | 19 | 96,229 | 33 | 638 | 150.7 | 570 | 85 | 0 |
| Hawaii Total: | | | | 1,164 | 7,576,664 | 1 | 6,398 | 23 | 110,184 | 3,062 | 3,974 | 3,515.4 | 6,947 | 2,067 | 29 |
| Idaho | | | | | | | | | | | | | | | |
| Boise Air Terminal (ANG) | R | Air Natl Guard | Boise | 177 | 1,649,348 | 0 | 0 | 0 | 0 | 0 | 576 | 375.6 | 1,248 | 233 | 0 |
| Mountain Home AFB | R | AF Active | Mountain Home | 1,010 | 4,776,001 | 0 | 0 | 0 | 0 | 2,250 | 6,852 | 1,972.9 | 4,302 | 435 | 0 |
| Saylor Creek Air Force Range | | AF Active | Bruneau | 5 | 10,918 | 0 | 0 | 0 | 0 | 640 | 109,466 | 12.6 | 0 | 0 | 0 |
| ** OTHER SITE(S): 42 | | | | 29 | 26,918 | 0 | 0 | 0 | 0 | 0 | 18,252 | 28.0 | 0 | 0 | 0 |
| Idaho Total: | | | | 1,221 | 6,463,185 | 0 | 0 | 0 | 0 | 2,890 | 135,146 | 2,389.1 | 5,550 | 668 | 0 |
| Illinois | | | | | | | | | | | | | | | |
| Capital Airport | R | Air Natl Guard | Springfield | 34 | 345,326 | 0 | 0 | 0 | 0 | 0 | 91 | 117.3 | 1,115 | 239 | 0 |
| Chanute AFB | | AF Active | Rantoul | 230 | 2,788,770 | 0 | 0 | 0 | 0 | 1,343 | 1,343 | 1,008.5 | 0 | 5 | 0 |
| Greater Peoria Regional Aprt | R | Air Natl Guard | Bartonville | 32 | 415,503 | 0 | 0 | 0 | 0 | 0 | 765 | 155.6 | 1,244 | 223 | 0 |
| Scott AFB | R | AF Active | Shiloh | 265 | 4,591,339 | 0 | 0 | 0 | 0 | 2,820 | 3,545 | 1,955.2 | 7,384 | 2,959 | 22 |
| ** OTHER SITE(S): 4 | | | | 3 | 6,924 | 1 | 1,083 | 0 | 0 | 36 | 42 | 4.8 | 0 | 0 | 0 |
| Illinois Total: | | | | 564 | 8,147,862 | 1 | 1,083 | 0 | 0 | 4,199 | 5,786 | 3,241.4 | 9,743 | 3,426 | 22 |
| Indiana | | | | | | | | | | | | | | | |
| Fort Wayne IAP | R | Air Natl Guard | Fort Wayne | 28 | 291,040 | 2 | 60,471 | 0 | 0 | 0 | 166 | 118.5 | 941 | 215 | 0 |
| Grissom AFB | | AF Active | Peru | 28 | 385,193 | 0 | 0 | 0 | 0 | 2,421 | 2,880 | 134.7 | 0 | 1 | 0 |
| Hulman Fld | R | Air Natl Guard | Terre Haute | 47 | 344,069 | 0 | 0 | 0 | 0 | 37 | 121 | 107.6 | 980 | 220 | 0 |
| ** OTHER SITE(S): 3 | | | | 95 | 1,061,840 | 0 | 0 | 1 | 2,400 | 1,045 | 1,045 | 608.5 | 1,250 | 239 | 0 |
| Indiana Total: | | | | 198 | 2,082,142 | 2 | 60,471 | 1 | 2,400 | 3,503 | 4,212 | 969.3 | 3,171 | 675 | 0 |
| Iowa | | | | | | | | | | | | | | | |
| Des Moines Muni | R | Air Natl Guard | Des Moines | 29 | 211,307 | 4 | 159,713 | 0 | 0 | 0 | 172 | 105.8 | 955 | 226 | 0 |
| Sioux Gateway Apt/Col Bud Day Field (ANG) | R | Air Natl Guard | Sioux City | 46 | 456,850 | 0 | 0 | 0 | 0 | 16 | 305 | 142.0 | 830 | 230 | 0 |
| ** OTHER SITE(S): 1 | | | | 14 | 44,060 | 0 | 0 | 0 | 0 | 0 | 10 | 9.5 | 135 | 23 | 0 |
| Iowa Total: | | | | 89 | 712,217 | 4 | 159,713 | 0 | 0 | 16 | 487 | 257.3 | 1,920 | 479 | 0 |

* Sites having assets that are Federally funded (e.g., owned, lease, licence, permit) and State-owned interest.

** US Locations that do not meet criteria of at least ten (10) Acres AND at least \$10M PRV. US Territories and Non-US Locations that do not meet criteria of at least ten (10) Acres OR at least \$10M PRV.

DEPARTMENT OF DEFENSE - Air Force
Base Structure Report - As of 30 Sep 2006

| SITE | BRAC 2005 | COMPONENT | NAME NEAREST CITY | BUILDINGS | | | | | | ACRES OWNED | TOTAL ACRES | PRV (\$M) | MIL | CIV | OTHER | | | | | | |
|--------------------------------------|--------------|----------------|-------------------------|--------------|------------------|----------|----------------|-----------|----------------|----------------|----------------|----------------|--------------|------------|--------------|---|-------|-------|-------|-----|---|
| | | | | OWNED | | LEASED | | OTHER | | | | | | | | | | | | | |
| | | | | COUNT | SQFT | COUNT | SQFT | COUNT | SQFT | | | | | | | | | | | | |
| Johnston Atoll | | | | | | | | | | | | | | | | | | | | | |
| Johnston Atoll Airfield | | AF Active | Johnston Atoll | 72 | 288,299 | 0 | 0 | 0 | 0 | 684 | 684 | 471.7 | 0 | 0 | 1,043 | | | | | | |
| Johnston Atoll Total: | | | | 72 | 288,299 | 0 | 0 | 0 | 0 | 684 | 684 | 471.7 | 0 | 0 | 1,043 | | | | | | |
| Kansas | | | | | | | | | | | | | | | | | | | | | |
| Forbes Field ANG | R | Air Natl Guard | Pauline | 34 | 657,834 | 0 | 0 | 0 | 0 | 192 | 215 | 209.7 | 877 | 237 | 0 | | | | | | |
| McConnell AFB | R | AF Active | Wichita | 891 | 4,639,355 | 0 | 0 | 0 | 0 | 2,584 | 3,362 | 1,446.9 | 4,155 | 749 | 0 | | | | | | |
| Smoky Hill ANG Rg | | Air Natl Guard | Salina | 33 | 47,663 | 0 | 0 | 0 | 0 | 33,873 | 33,873 | 48.8 | 22 | 4 | 0 | | | | | | |
| ** OTHER SITE(S): 6 | | | | | | | | | | 100 | 351 | 0.8 | 0 | 0 | 0 | | | | | | |
| Kansas Total: | | | | 958 | 5,344,852 | 0 | 0 | 0 | 0 | 36,749 | 37,801 | 1,706.2 | 5,054 | 990 | 0 | | | | | | |
| Kentucky | | | | | | | | | | | | | | | | | | | | | |
| Louisville IAP-Standiford FI | R | Air Natl Guard | Louisville | 14 | 365,460 | 0 | 0 | 0 | 0 | 0 | 81 | 93.6 | 1,147 | 216 | 0 | | | | | | |
| Kentucky Total: | | | | 14 | 365,460 | 0 | 0 | 0 | 0 | 0 | 81 | 93.6 | 1,147 | 216 | 0 | | | | | | |
| Louisiana | | | | | | | | | | | | | | | | | | | | | |
| Barksdale AFB | R | AF Active | Bossier City | 965 | 6,077,183 | 0 | 0 | 1 | 2,832 | 21,802 | 22,361 | 1,724.6 | 7,413 | 546 | 0 | | | | | | |
| England Air Force Base | | AF Active | Alexandria | 423 | 2,198,601 | 0 | 0 | 0 | 0 | 1,136 | 1,136 | 531.4 | 0 | 1 | 0 | | | | | | |
| NAS Joint Reserve Base, Nola | R | Air Natl Guard | Belle Chasse | 48 | 387,365 | 0 | 0 | 3 | 51,532 | 0 | 67 | 113.8 | 985 | 264 | 0 | | | | | | |
| ** OTHER SITE(S): 8 | | | | | | | | | | 34 | 138,709 | 0 | 0 | 30 | 317,241 | 1 | 7,866 | 114.1 | 1,045 | 114 | 0 |
| Louisiana Total: | | | | 1,470 | 8,801,858 | 0 | 0 | 34 | 371,605 | 22,939 | 31,430 | 2,483.9 | 9,443 | 925 | 0 | | | | | | |
| Maine | | | | | | | | | | | | | | | | | | | | | |
| Bangor IAP | R | Air Natl Guard | Bangor | 51 | 697,149 | 0 | 0 | 0 | 0 | 303 | 487 | 248.3 | 942 | 218 | 0 | | | | | | |
| Columbia Falls Radar Site | | AF Active | Columbia Falls | 4 | 20,375 | 0 | 0 | 0 | 0 | 1,060 | 1,060 | 30.3 | 0 | 0 | 0 | | | | | | |
| Loring Air Force Base | | AF Active | Limestone | 0 | 0 | 1 | 142,400 | 0 | 0 | 0 | 16 | 29.9 | 0 | 7 | 0 | | | | | | |
| Moscow Radar Site | | AF Active | Moscow | 4 | 44,315 | 0 | 0 | 0 | 0 | 1,274 | 1,274 | 30.7 | 0 | 0 | 0 | | | | | | |
| Searsport Defense Fuel Support Point | | AF Active | Searsport | 22 | 15,153 | 0 | 0 | 0 | 0 | 20 | 1,266 | 224.5 | 0 | 0 | 0 | | | | | | |
| South Portland ANG Station | | Air Natl Guard | South Portland | 9 | 56,313 | 0 | 0 | 0 | 0 | 0 | 12 | 11.8 | 276 | 22 | 0 | | | | | | |
| ** OTHER SITE(S): 1 | | | | | | | | | | 1 | 1 | 0.0 | 0 | 0 | 0 | | | | | | |
| Maine Total: | | | | 90 | 833,305 | 1 | 142,400 | 0 | 0 | 2,658 | 4,116 | 575.5 | 1,218 | 247 | 0 | | | | | | |

* Sites having assets that are Federally funded (e.g., owned, lease, licence, permit) and State-owned interest.

** US Locations that do not meet criteria of at least ten (10) Acres AND at least \$10M PRV. US Territories and Non-US Locations that do not meet criteria of at least ten (10) Acres OR at least \$10M PRV.

DEPARTMENT OF DEFENSE - Air Force

Base Structure Report - As of 30 Sep 2006

| SITE | BRAC 2005 | COMPONENT | NAME NEAREST CITY | BUILDINGS | | | | | | ACRES OWNED | TOTAL ACRES | PRV (\$M) | MIL | CIV | OTHER |
|---------------------------------|--------------|----------------|-------------------------|--------------|------------------|------------|------------------|----------|----------------|----------------|----------------|----------------|--------------|--------------|-----------|
| | | | | OWNED | | LEASED | | OTHER | | | | | | | |
| | | | | COUNT | SQFT | COUNT | SQFT | COUNT | SQFT | | | | | | |
| Maryland | | | | | | | | | | | | | | | |
| Andrews AFB | R | AF Active | Upper Marlboro | 873 | 7,456,406 | 0 | 0 | 0 | 0 | 4,346 | 4,996 | 2,207.9 | 6,950 | 1,553 | 53 |
| Brandywine Globecom Annex | | AF Active | Brandywine | 5 | 3,997 | 0 | 0 | 0 | 0 | 1,635 | 1,640 | 12.2 | 0 | 0 | 0 |
| Governors Bridge Globecom Annex | | AF Active | Davidsonville | 2 | 26,540 | 0 | 0 | 0 | 0 | 852 | 864 | 16.1 | 0 | 0 | 0 |
| Martin State Apt | R | Air Natl Guard | Baltimore | 48 | 385,055 | 0 | 0 | 0 | 0 | 0 | 175 | 117.1 | 1,583 | 286 | 0 |
| Summerfield Family Housing | | AF Active | Seat Pleasant | 0 | 0 | 194 | 1,942,174 | 0 | 0 | 0 | 234 | 204.6 | 0 | 0 | 0 |
| ** OTHER SITE(S): 4 | | | | 18 | 17,433 | 0 | 0 | 3 | 105,164 | 20 | 20 | 29.6 | 0 | 10 | 0 |
| Maryland Total: | | | | 946 | 7,889,431 | 194 | 1,942,174 | 3 | 105,164 | 6,853 | 7,929 | 2,587.6 | 8,533 | 1,849 | 53 |
| Massachusetts | | | | | | | | | | | | | | | |
| Barnes Municipal Airport ANG | R | Air Natl Guard | Westfield | 42 | 328,945 | 0 | 0 | 0 | 0 | 0 | 190 | 110.3 | 919 | 198 | 0 |
| Cape Cod Air Station | | AF Active | Sagamore | 13 | 99,462 | 0 | 0 | 0 | 0 | 101 | 101 | 35.8 | 58 | 5 | 0 |
| Hanscom AFB | R | AF Active | Bedford | 137 | 3,591,940 | 0 | 0 | 0 | 0 | 779 | 846 | 1,049.9 | 1,476 | 1,454 | 0 |
| Otis ANG Base | R | Air Natl Guard | Falmouth | 204 | 1,580,373 | 0 | 0 | 1 | 1,384 | 1,366 | 4,042 | 794.4 | 1,159 | 492 | 0 |
| Westover AFB | R | AF Reserve | Chicopee | 108 | 1,411,163 | 0 | 0 | 0 | 0 | 2,515 | 2,585 | 750.0 | 2,283 | 295 | 0 |
| ** OTHER SITE(S): 9 | | | | 37 | 82,849 | 0 | 0 | 0 | 0 | 189 | 274 | 23.7 | 183 | 20 | 0 |
| Massachusetts Total: | | | | 541 | 7,094,732 | 0 | 0 | 1 | 1,384 | 4,950 | 8,038 | 2,764.0 | 6,078 | 2,464 | 0 |
| Michigan | | | | | | | | | | | | | | | |
| Alpena Co Reg Apt | | Air Natl Guard | Alpena | 104 | 442,464 | 0 | 0 | 0 | 0 | 0 | 674 | 210.6 | 123 | 4 | 0 |
| K I Sawyer AFB | | AF Active | Gwinn | 978 | 2,947,831 | 0 | 0 | 0 | 0 | 2,763 | 3,930 | 834.0 | 0 | 0 | 0 |
| Selfridge ANGB | R | Air Natl Guard | Mount Clemens | 335 | 2,872,562 | 0 | 0 | 1 | 2,414 | 3,091 | 3,605 | 1,163.3 | 3,068 | 711 | 0 |
| W K Kellogg | R | Air Natl Guard | Battle Creek | 39 | 356,542 | 0 | 0 | 0 | 0 | 0 | 320 | 132.8 | 905 | 207 | 0 |
| Wurtsmith Air Force Base | | AF Active | Oscoda | 146 | 1,182,336 | 0 | 0 | 0 | 0 | 397 | 634 | 642.3 | 0 | 2 | 0 |
| ** OTHER SITE(S): 3 | | | | 4 | 13,564 | 0 | 0 | 0 | 0 | 56 | 72 | 8.1 | 0 | 0 | 0 |
| Michigan Total: | | | | 1,606 | 7,815,299 | 0 | 0 | 1 | 2,414 | 6,307 | 9,235 | 2,991.1 | 4,096 | 924 | 0 |
| Minnesota | | | | | | | | | | | | | | | |
| Duluth International Airport | R | Air Natl Guard | Duluth | 47 | 410,729 | 1 | 38,944 | 0 | 0 | 19 | 262 | 133.7 | 980 | 230 | 0 |
| Minn-St Paul | | AF Reserve | Minneapolis | 86 | 1,071,948 | 0 | 0 | 0 | 0 | 215 | 246 | 340.2 | 2,421 | 360 | 0 |
| ** OTHER SITE(S): 3 | | | | 5 | 22,269 | 0 | 0 | 0 | 0 | 33 | 34 | 8.8 | 0 | 0 | 0 |
| Minnesota Total: | | | | 138 | 1,504,946 | 1 | 38,944 | 0 | 0 | 267 | 542 | 482.6 | 3,401 | 590 | 0 |

* Sites having assets that are Federally funded (e.g., owned, lease, licence, permit) and State-owned interest.

** US Locations that do not meet criteria of at least ten (10) Acres AND at least \$10M PRV. US Territories and Non-US Locations that do not meet criteria of at least ten (10) Acres OR at least \$10M PRV.

DEPARTMENT OF DEFENSE - Air Force
Base Structure Report - As of 30 Sep 2006

| SITE | BRAC 2005 | COMPONENT | NAME NEAREST CITY | BUILDINGS | | | | | | ACRES OWNED | TOTAL ACRES | PRV (\$M) | MIL | CIV | OTHER |
|--|--------------|----------------|-------------------------|--------------|-------------------|-----------|----------------|----------|--------------|----------------|----------------|----------------|--------------|--------------|----------|
| | | | | OWNED | | LEASED | | OTHER | | | | | | | |
| | | | | COUNT | SQFT | COUNT | SQFT | COUNT | SQFT | | | | | | |
| Mississippi | | | | | | | | | | | | | | | |
| Columbus AFB | R | AF Active | Columbus | 479 | 2,480,623 | 0 | 0 | 0 | 0 | 4,408 | 4,931 | 708.0 | 956 | 441 | 0 |
| Columbus Auxiliary Airfield | | AF Active | Shuqualak | 5 | 11,370 | 0 | 0 | 0 | 0 | 914 | 1,080 | 29.6 | 0 | 0 | 0 |
| Gulfport-Biloxi Regional Airport (ANG) | | Air Natl Guard | Gulfport | 75 | 613,126 | 0 | 0 | 0 | 0 | 11 | 267 | 138.0 | 454 | 45 | 0 |
| Jackson IAP, Thompson Field | R | Air Natl Guard | Flowood | 30 | 462,153 | 0 | 0 | 0 | 0 | 0 | 139 | 119.7 | 1,155 | 279 | 0 |
| Keesler AFB | R | AF Active | Biloxi | 966 | 9,112,910 | 0 | 0 | 0 | 0 | 1,494 | 1,611 | 2,006.4 | 4,985 | 1,553 | 0 |
| Keesler Training Annex No 1 | | AF Active | Biloxi | 61 | 294,980 | 0 | 0 | 0 | 0 | 57 | 57 | 36.3 | 0 | 0 | 0 |
| Key Field | R | Air Natl Guard | Meridian | 34 | 391,697 | 0 | 0 | 0 | 0 | 0 | 121 | 113.3 | 1,019 | 215 | 0 |
| ** OTHER SITE(S): 5 | | | | 10 | 16,183 | 0 | 0 | 0 | 0 | 174 | 2,233 | 8.7 | 0 | 0 | 0 |
| Mississippi Total: | | | | 1,660 | 13,383,042 | 0 | 0 | 0 | 0 | 7,058 | 10,439 | 3,159.9 | 8,569 | 2,533 | 0 |
| Missouri | | | | | | | | | | | | | | | |
| Jefferson Barracks ANGS | R | Air Natl Guard | St. Louis | 1 | 323 | 31 | 384,882 | 0 | 0 | 0 | 135 | 97.4 | 335 | 34 | 0 |
| Lambert-St Louis | R | Air Natl Guard | St. Ann | 39 | 380,118 | 0 | 0 | 0 | 0 | 25 | 49 | 116.1 | 1,209 | 280 | 0 |
| Rosecrans MAP/139Ag | R | Air Natl Guard | St. Joseph | 44 | 340,202 | 0 | 0 | 0 | 0 | 54 | 433 | 102.9 | 1,035 | 219 | 0 |
| St Louis Afs Storage Annex | | AF Active | St. Louis | 7 | 569,068 | 0 | 0 | 0 | 0 | 39 | 40 | 98.4 | 0 | 0 | 0 |
| St Louis Air Force Station | | AF Active | St. Louis | 13 | 736,550 | 0 | 0 | 0 | 0 | 25 | 25 | 176.7 | 10 | 0 | 0 |
| Whiteman AFB | R | AF Active | Knob Noster | 997 | 4,859,614 | 0 | 0 | 1 | 1,752 | 3,890 | 4,993 | 1,883.3 | 4,458 | 423 | 0 |
| ** OTHER SITE(S): 9 | | | | 11 | 26,500 | 0 | 0 | 0 | 0 | 320 | 550 | 12.2 | 14 | 0 | 0 |
| Missouri Total: | | | | 1,112 | 6,912,375 | 31 | 384,882 | 1 | 1,752 | 4,353 | 6,225 | 2,487.0 | 7,061 | 956 | 0 |
| Montana | | | | | | | | | | | | | | | |
| Great Falls IAP | R | Air Natl Guard | Great Falls | 44 | 385,953 | 0 | 0 | 0 | 0 | 1 | 140 | 134.4 | 928 | 234 | 0 |
| Malmstrom AFB | R | AF Active | Great Falls | 763 | 4,835,165 | 0 | 0 | 0 | 0 | 3,278 | 3,716 | 1,419.5 | 3,580 | 473 | 0 |
| ** OTHER SITE(S): 235 | | | | 268 | 307,312 | 3 | 52 | 0 | 0 | 996 | 27,010 | 1,620.0 | 0 | 0 | 0 |
| Montana Total: | | | | 1,075 | 5,528,430 | 3 | 52 | 0 | 0 | 4,275 | 30,866 | 3,173.9 | 4,508 | 707 | 0 |
| Nebraska | | | | | | | | | | | | | | | |
| Lincoln ANG Base | | Air Natl Guard | Lincoln | 36 | 555,586 | 0 | 0 | 0 | 0 | 202 | 218 | 146.5 | 845 | 202 | 0 |
| Offutt AFB | | AF Active | Bellevue | 211 | 5,467,093 | 0 | 0 | 0 | 0 | 1,908 | 1,923 | 1,491.8 | 6,467 | 1,830 | 0 |
| Offutt Family Housing Annex | | AF Active | Bellevue | 34 | 404,042 | 0 | 0 | 0 | 0 | 783 | 786 | 172.7 | 0 | 0 | 0 |

* Sites having assets that are Federally funded (e.g., owned, lease, licence, permit) and State-owned interest.

** US Locations that do not meet criteria of at least ten (10) Acres AND at least \$10M PRV. US Territories and Non-US Locations that do not meet criteria of at least ten (10) Acres OR at least \$10M PRV.

DEPARTMENT OF DEFENSE - Air Force
Base Structure Report - As of 30 Sep 2006

| SITE | BRAC 2005 | COMPONENT | NAME NEAREST CITY | BUILDINGS | | | | | | ACRES OWNED | TOTAL ACRES | PRV (\$M) | MIL | CIV | OTHER |
|--------------------------------------|--------------|----------------|-------------------------|--------------|------------------|----------|--------------|----------|---------------|------------------|------------------|----------------|--------------|--------------|-----------|
| | | | | OWNED | | LEASED | | OTHER | | | | | | | |
| | | | | COUNT | SQFT | COUNT | SQFT | COUNT | SQFT | | | | | | |
| ** OTHER SITE(S): 90 | | | | 103 | 188,104 | 0 | 0 | 0 | 0 | 1,332 | 10,750 | 488.4 | 0 | 0 | 0 |
| Nebraska Total: | | | | 384 | 6,614,825 | 0 | 0 | 0 | 0 | 4,225 | 13,677 | 2,299.4 | 7,312 | 2,032 | 0 |
| <u>Nevada</u> | | | | | | | | | | | | | | | |
| Creech Air Force Base | | AF Active | Indian Springs | 85 | 435,274 | 0 | 0 | 0 | 0 | 235 | 2,300 | 341.4 | 889 | 59 | 0 |
| Nellis AFB | R | AF Active | Las Vegas | 595 | 5,814,636 | 1 | 20 | 3 | 8,552 | 5,215 | 14,161 | 2,595.1 | 7,760 | 1,046 | 40 |
| Nellis Air Force Range | | AF Active | Indian Springs | 90 | 132,463 | 0 | 0 | 0 | 0 | 2,344,785 | 3,092,316 | 255.5 | 0 | 0 | 0 |
| Nellis Water System Annex | | AF Active | Las Vegas | 2 | 19,347 | 0 | 0 | 0 | 0 | 80 | 107 | 20.5 | 0 | 0 | 0 |
| Reno Tahoe Int'L Airport | R | Air Natl Guard | Reno | 37 | 347,144 | 0 | 0 | 1 | 3,134 | 0 | 64 | 121.1 | 993 | 198 | 0 |
| Tonopah Afs Z164 | | AF Active | Tonopah | 16 | 38,394 | 0 | 0 | 0 | 0 | 4 | 47 | 10.5 | 0 | 0 | 0 |
| Tonopah Auxiliary Airfield Annex | | AF Active | Tonopah | 142 | 1,647,283 | 0 | 0 | 1 | 1,500 | 2,157 | 2,157 | 950.6 | 0 | 0 | 0 |
| Tonopah Auxiliary Airfield Annex #2 | | AF Active | Tonopah | 93 | 789,195 | 0 | 0 | 0 | 0 | 109 | 109 | 196.5 | 0 | 0 | 0 |
| ** OTHER SITE(S): 21 | | | | 15 | 38,909 | 3 | 2,978 | 0 | 0 | 10,576 | 26,030 | 18.4 | 0 | 0 | 0 |
| Nevada Total: | | | | 1,075 | 9,262,645 | 4 | 2,998 | 5 | 13,186 | 2,363,161 | 3,137,291 | 4,509.5 | 9,642 | 1,303 | 40 |
| <u>New Hampshire</u> | | | | | | | | | | | | | | | |
| New Boston Air Station | | AF Active | New Boston | 25 | 128,191 | 0 | 0 | 0 | 0 | 2,826 | 2,873 | 62.1 | 11 | 39 | 0 |
| Newington Defense Fuel Support Point | | AF Active | Portsmouth | 4 | 9,462 | 0 | 0 | 0 | 0 | 10 | 15 | 34.6 | 0 | 0 | 0 |
| Pease Air Force Base | | AF Active | Portsmouth | 16 | 368,344 | 0 | 0 | 0 | 0 | 276 | 276 | 91.9 | 958 | 237 | 0 |
| Pease ANGB Newhampshire | | Air Natl Guard | Portsmouth | 57 | 512,388 | 0 | 0 | 2 | 834 | 219 | 219 | 194.1 | 0 | 1 | 0 |
| New Hampshire Total: | | | | 102 | 1,018,385 | 0 | 0 | 2 | 834 | 3,331 | 3,383 | 382.8 | 969 | 277 | 0 |
| <u>New Jersey</u> | | | | | | | | | | | | | | | |
| Air Mobility Warfare Center | | AF Active | Wrightstown | 8 | 244,811 | 0 | 0 | 0 | 0 | 31 | 31 | 56.0 | 0 | 0 | 0 |
| Atlantic City IAP | R | Air Natl Guard | Pleasantville | 35 | 352,486 | 0 | 0 | 0 | 0 | 0 | 296 | 121.1 | 967 | 221 | 0 |
| Fort Dix Family Housing | | AF Active | Trenton | 71 | 190,776 | 0 | 0 | 0 | 0 | 37 | 37 | 23.7 | 0 | 0 | 0 |
| McGuire AFB | R | AF Active | Wrightstown | 727 | 7,581,857 | 0 | 0 | 0 | 0 | 3,604 | 3,661 | 2,781.8 | 8,196 | 1,037 | 0 |
| ** OTHER SITE(S): 6 | | | | 27 | 141,973 | 0 | 0 | 0 | 0 | 9,639 | 9,895 | 600.1 | 0 | 0 | 0 |
| New Jersey Total: | | | | 868 | 8,511,903 | 0 | 0 | 0 | 0 | 13,311 | 13,920 | 3,582.8 | 9,163 | 1,258 | 0 |
| <u>New Mexico</u> | | | | | | | | | | | | | | | |
| Boles Wells Water System Annex | | AF Active | Alamogordo | | | | | | | 2,694 | 7,411 | 34.2 | 0 | 0 | 0 |

* Sites having assets that are Federally funded (e.g., owned, lease, licence, permit) and State-owned interest.

** US Locations that do not meet criteria of at least ten (10) Acres AND at least \$10M PRV. US Territories and Non-US Locations that do not meet criteria of at least ten (10) Acres OR at least \$10M PRV.

DEPARTMENT OF DEFENSE - Air Force
Base Structure Report - As of 30 Sep 2006

| SITE | BRAC 2005 | COMPONENT | NAME NEAREST CITY | BUILDINGS | | | | | | ACRES OWNED | TOTAL ACRES | PRV (\$M) | MIL | CIV | OTHER |
|--|--------------|----------------|-------------------------|--------------|-------------------|------------|----------------|----------|--------------|----------------|----------------|----------------|---------------|--------------|-----------|
| | | | | OWNED | | LEASED | | OTHER | | | | | | | |
| | | | | COUNT | SQFT | COUNT | SQFT | COUNT | SQFT | | | | | | |
| Bonito Lake Water System Annex | | AF Active | Carrizozo | 5 | 1,529 | 0 | 0 | 0 | 0 | 0 | 155 | 19.4 | 0 | 0 | 0 |
| Cannon AFB | C | AF Active | Clovis | 1,107 | 5,128,233 | 0 | 0 | 1 | 2,100 | 3,789 | 4,543 | 1,460.6 | 3,388 | 394 | 0 |
| Cannon Meadows Housing Area | | AF Active | Portales | 0 | 0 | 151 | 249,897 | 0 | 0 | 0 | 39 | 26.1 | 0 | 0 | 0 |
| Cannon Place Housing Area | | AF Active | Clovis | 0 | 0 | 202 | 336,765 | 0 | 0 | 0 | 40 | 35.4 | 0 | 0 | 0 |
| Holloman AFB | R | AF Active | Alamogordo | 1,207 | 8,015,197 | 0 | 0 | 0 | 0 | 10,601 | 54,055 | 2,441.4 | 3,563 | 837 | 0 |
| Kirtland AFB | R | AF Active | Albuquerque | 720 | 7,094,601 | 0 | 0 | 0 | 0 | 25,539 | 44,072 | 2,661.3 | 4,684 | 2,096 | 60 |
| Melrose Air Force Range | | AF Active | Aragon | 12 | 16,279 | 0 | 0 | 0 | 0 | 59,319 | 87,929 | 26.1 | 0 | 0 | 0 |
| ** OTHER SITE(S): 13 | | | | 24 | 224,360 | 0 | 0 | 0 | 0 | 6 | 100 | 74.2 | 0 | 0 | 0 |
| New Mexico Total: | | | | 3,075 | 20,480,199 | 353 | 586,662 | 1 | 2,100 | 101,948 | 198,344 | 6,778.6 | 11,635 | 3,327 | 60 |
| <u>New York</u> | | | | | | | | | | | | | | | |
| Air Force Plant No 59 | | AF Active | Johnson City | 4 | 637,238 | 0 | 0 | 0 | 0 | 29 | 32 | 150.2 | 0 | 0 | 0 |
| Francis S. Gabreski Airport | | Air Natl Guard | Westhampton Beach | 31 | 366,275 | 0 | 0 | 0 | 0 | 0 | 89 | 114.1 | 895 | 191 | 0 |
| Griffiss AFB | | AF Active | Rome | 502 | 3,480,429 | 0 | 0 | 0 | 0 | 2,803 | 3,165 | 1,560.3 | 319 | 56 | 0 |
| Hancock Field | | Air Natl Guard | North Syracuse | 48 | 482,801 | 0 | 0 | 0 | 0 | 342 | 342 | 176.1 | 1,152 | 254 | 0 |
| Neads Unit, Rome | | Air Natl Guard | Rome | 4 | 57,228 | 0 | 0 | 0 | 0 | 39 | 39 | 15.5 | 0 | 0 | 0 |
| Newport Test Annex No 2 Transmitter | | AF Active | Newport | 4 | 14,247 | 0 | 0 | 0 | 0 | 35 | 41 | 11.8 | 0 | 0 | 0 |
| Niagara Falls IAP (Ars) | R | AF Reserve | Niagara Falls | 84 | 891,773 | 0 | 0 | 0 | 0 | 548 | 985 | 348.3 | 2,008 | 374 | 0 |
| Plattsburg AFB | | AF Active | Plattsburgh | 1,391 | 5,084,867 | 0 | 0 | 0 | 0 | 3,394 | 4,686 | 1,363.1 | 0 | 5 | 0 |
| Rome Laboratory | R | AF Active | Rome | 14 | 1,409,280 | 1 | 25,270 | 0 | 0 | 108 | 108 | 322.4 | 0 | 0 | 0 |
| Schenectady ANG MAP | R | Air Natl Guard | Schenectady | 36 | 387,354 | 0 | 0 | 0 | 0 | 0 | 122 | 110.0 | 1,267 | 204 | 0 |
| Stewart IAP | | Air Natl Guard | New Windsor | 31 | 761,432 | 0 | 0 | 0 | 0 | 0 | 268 | 387.5 | 1,602 | 420 | 0 |
| Verona Defense Fuel Support Point | | AF Active | Verona | 4 | 2,449 | 0 | 0 | 0 | 0 | 35 | 35 | 22.9 | 0 | 0 | 0 |
| Verona Test Annex | | AF Active | Verona | 28 | 105,866 | 0 | 0 | 0 | 0 | 512 | 513 | 39.3 | 0 | 0 | 0 |
| ** OTHER SITE(S): 13 | | | | 19 | 46,401 | 0 | 0 | 0 | 0 | 8,665 | 8,806 | 18.2 | 0 | 0 | 0 |
| New York Total: | | | | 2,200 | 13,727,640 | 1 | 25,270 | 0 | 0 | 16,510 | 19,231 | 4,639.8 | 7,243 | 1,504 | 0 |
| <u>North Carolina</u> | | | | | | | | | | | | | | | |
| Char/Douglas IAP | R | Air Natl Guard | Charlotte | 25 | 345,321 | 0 | 0 | 0 | 0 | 0 | 99 | 91.1 | 1,215 | 222 | 0 |
| Dare County Range | | AF Active | Stumpy Point | 12 | 32,886 | 0 | 0 | 0 | 0 | 46,595 | 46,604 | 22.9 | 0 | 0 | 0 |
| Fort Fisher Recreation Site | | AF Active | Kure Beach | 55 | 128,188 | 0 | 0 | 0 | 0 | 39 | 101 | 28.1 | 0 | 0 | 0 |

* Sites having assets that are Federally funded (e.g., owned, lease, licence, permit) and State-owned interest.

** US Locations that do not meet criteria of at least ten (10) Acres AND at least \$10M PRV. US Territories and Non-US Locations that do not meet criteria of at least ten (10) Acres OR at least \$10M PRV.

DEPARTMENT OF DEFENSE - Air Force
Base Structure Report - As of 30 Sep 2006

| SITE | BRAC 2005 | COMPONENT | NAME NEAREST CITY | BUILDINGS | | | | | | ACRES OWNED | TOTAL ACRES | PRV (\$M) | MIL | CIV | OTHER |
|--|--------------|----------------|-------------------------|--------------|-------------------|----------|--------------|----------|---------------|----------------|----------------|----------------|---------------|---------------|----------|
| | | | | OWNED | | LEASED | | OTHER | | | | | | | |
| | | | | COUNT | SQFT | COUNT | SQFT | COUNT | SQFT | | | | | | |
| Pope AFB | R | AF Active | Spring Lake | 533 | 3,423,477 | 0 | 0 | 0 | 0 | 262 | 1,963 | 932.0 | 5,391 | 369 | 0 |
| Seymour Johnson AFB | R | AF Active | Goldsboro | 1,168 | 5,056,324 | 0 | 0 | 0 | 0 | 3,233 | 4,107 | 1,095.5 | 5,054 | 408 | 0 |
| Stanly County Airport | | Air Natl Guard | Albemarle | 31 | 87,035 | 0 | 0 | 0 | 0 | 0 | 111 | 19.2 | 153 | 22 | 0 |
| ** OTHER SITE(S): 9 | | | | 23 | 97,549 | 0 | 0 | 0 | 0 | 5 | 231 | 17.3 | 207 | 23 | 0 |
| North Carolina Total: | | | | 1,847 | 9,170,780 | 0 | 0 | 0 | 0 | 50,134 | 53,216 | 2,206.1 | 12,020 | 1,044 | 0 |
| North Dakota | | | | | | | | | | | | | | | |
| Cavalier AFS | | AF Active | Mountain | 31 | 410,639 | 0 | 0 | 0 | 0 | 650 | 650 | 294.5 | 24 | 6 | 0 |
| Grand Forks AFB | R | AF Active | Emerado | 774 | 5,546,332 | 0 | 0 | 1 | 3,824 | 4,831 | 5,422 | 1,416.4 | 2,573 | 359 | 0 |
| Grand Forks Defense Fuel Support Point | | AF Active | Grand Forks | 4 | 2,853 | 0 | 0 | 0 | 0 | 11 | 28 | 28.3 | 0 | 0 | 0 |
| Hector IAP | R | Air Natl Guard | Fargo | 30 | 376,253 | 0 | 0 | 0 | 0 | 0 | 249 | 125.0 | 982 | 233 | 0 |
| Minot AFB | | AF Active | Minot | 1,191 | 8,119,040 | 0 | 0 | 0 | 0 | 4,965 | 5,634 | 1,992.4 | 4,710 | 554 | 0 |
| ** OTHER SITE(S): 338 | | | | 399 | 326,368 | 0 | 0 | 1 | 12,960 | 2,483 | 37,519 | 1,069.2 | 0 | 0 | 0 |
| North Dakota Total: | | | | 2,429 | 14,781,485 | 0 | 0 | 2 | 16,784 | 12,940 | 49,502 | 4,925.9 | 8,289 | 1,152 | 0 |
| Ohio | | | | | | | | | | | | | | | |
| Blue Ash ANG | | Air Natl Guard | Blue Ash | 15 | 51,571 | 0 | 0 | 0 | 0 | 0 | 12 | 11.4 | 139 | 24 | 0 |
| Camp Perry ANG | | Air Natl Guard | Camp Perry Natl Guard | 19 | 112,966 | 0 | 0 | 0 | 0 | 0 | 43 | 20.7 | 204 | 15 | 0 |
| Cincinnati Defense Fuel Support Point | | AF Active | Cincinnati | 6 | 3,963 | 0 | 0 | 0 | 0 | 64 | 67 | 38.4 | 0 | 0 | 0 |
| Mansfield Lahm | R | Air Natl Guard | Mansfield | 28 | 282,979 | 0 | 0 | 0 | 0 | 0 | 227 | 79.4 | 959 | 171 | 0 |
| Rickenbacker | R | Air Natl Guard | Lockbourne | 30 | 512,540 | 0 | 0 | 0 | 0 | 511 | 1,089 | 266.2 | 1,313 | 271 | 0 |
| Springfield Beckley | R | Air Natl Guard | Springfield | 33 | 373,328 | 0 | 0 | 0 | 0 | 0 | 131 | 110.2 | 1,045 | 313 | 0 |
| Toledo/Exp Aprt | R | Air Natl Guard | Swanton | 37 | 334,039 | 0 | 0 | 0 | 0 | 0 | 135 | 93.3 | 1,002 | 243 | 0 |
| Wright-Patterson AFB | R | AF Active | Fairborn | 771 | 15,885,086 | 0 | 0 | 0 | 0 | 7,629 | 8,145 | 4,234.7 | 6,619 | 10,031 | 0 |
| Youngstown-Warren Regional Airport (Ars) | | AF Reserve | Youngstown | 62 | 616,462 | 0 | 0 | 0 | 0 | 567 | 658 | 188.7 | 1,360 | 174 | 0 |
| ** OTHER SITE(S): 4 | | | | 9 | 35,384 | 1 | 1,064 | 0 | 0 | 48 | 435 | 10.9 | 126 | 8 | 0 |
| Ohio Total: | | | | 1,010 | 18,208,318 | 1 | 1,064 | 0 | 0 | 8,819 | 10,942 | 5,054.0 | 12,767 | 11,250 | 0 |
| Oklahoma | | | | | | | | | | | | | | | |
| Altus AFB | R | AF Active | Altus | 1,009 | 4,102,399 | 0 | 0 | 0 | 0 | 4,087 | 7,054 | 1,272.9 | 1,596 | 1,329 | 0 |

* Sites having assets that are Federally funded (e.g., owned, lease, licence, permit) and State-owned interest.

** US Locations that do not meet criteria of at least ten (10) Acres AND at least \$10M PRV. US Territories and Non-US Locations that do not meet criteria of at least ten (10) Acres OR at least \$10M PRV.

DEPARTMENT OF DEFENSE - Air Force

Base Structure Report - As of 30 Sep 2006

| SITE | BRAC 2005 | COMPONENT | NAME NEAREST CITY | BUILDINGS | | | | | | ACRES OWNED | TOTAL ACRES | PRV (\$M) | MIL | CIV | OTHER |
|---|--------------|----------------|-------------------------|--------------|-------------------|----------|---------------|----------|--------------|----------------|----------------|----------------|---------------|---------------|----------|
| | | | | OWNED | | LEASED | | OTHER | | | | | | | |
| | | | | COUNT | SQFT | COUNT | SQFT | COUNT | SQFT | | | | | | |
| Kegelman Air Force Auxiliary Field | | AF Active | Jet | 7 | 9,457 | 0 | 0 | 0 | 0 | 1,066 | 1,285 | 45.2 | 0 | 0 | 0 |
| Tinker AFB | R | AF Active | Midwest City | 691 | 15,709,544 | 0 | 0 | 2 | 8,340 | 3,947 | 4,881 | 3,580.3 | 8,812 | 13,497 | 0 |
| Tinker Support Annex | | AF Active | Midwest City | 26 | 168,535 | 0 | 0 | 0 | 0 | 88 | 129 | 41.2 | 0 | 0 | 0 |
| Tulsa IAP | R | Air Natl Guard | Tulsa | 41 | 368,113 | 0 | 0 | 0 | 0 | 0 | 80 | 99.4 | 1,120 | 252 | 0 |
| Vance AFB | R | AF Active | Enid | 462 | 1,712,571 | 0 | 0 | 0 | 0 | 2,122 | 3,402 | 556.1 | 779 | 146 | 0 |
| Will Rogerswap | R | Air Natl Guard | Oklahoma City | 28 | 366,157 | 0 | 0 | 0 | 0 | 0 | 133 | 97.0 | 1,263 | 201 | 0 |
| ** OTHER SITE(S): 7 | | | | 10 | 11,258 | 1 | 4 | 0 | 0 | 657 | 670 | 5.1 | 0 | 0 | 0 |
| Oklahoma Total: | | | | 2,274 | 22,448,034 | 1 | 4 | 2 | 8,340 | 11,967 | 17,634 | 5,697.1 | 13,570 | 15,425 | 0 |
| <u>Oregon</u> | | | | | | | | | | | | | | | |
| Christmas Valley Radar Site | | AF Active | Christmas Valley | 4 | 45,846 | 0 | 0 | 0 | 0 | 0 | 2,656 | 34.3 | 0 | 0 | 0 |
| Klamath Falls Airport-Kingsley Field | | Air Natl Guard | Klamath Falls | 68 | 451,515 | 0 | 0 | 0 | 0 | 29 | 1,062 | 153.5 | 781 | 172 | 0 |
| Portland IAP | R | Air Natl Guard | Banks | 66 | 718,286 | 0 | 0 | 0 | 0 | 0 | 246 | 249.9 | 1,999 | 398 | 0 |
| ** OTHER SITE(S): 2 | | | | 9 | 58,837 | 0 | 0 | 0 | 0 | 0 | 190 | 14.0 | 132 | 28 | 0 |
| Oregon Total: | | | | 147 | 1,274,484 | 0 | 0 | 0 | 0 | 29 | 4,154 | 451.7 | 2,912 | 598 | 0 |
| <u>Pennsylvania</u> | | | | | | | | | | | | | | | |
| Fort Indiantown Gap AGS | | Air Natl Guard | Annville | 59 | 185,599 | 0 | 0 | 0 | 0 | 0 | 190 | 41.3 | 571 | 81 | 0 |
| Harrisburg IAP (ANG) | | Air Natl Guard | Harrisburg | 31 | 293,169 | 1 | 15,077 | 0 | 0 | 0 | 42 | 81.5 | 1,092 | 241 | 0 |
| Pittsburgh IAP (ANG) | | Air Natl Guard | Coraopolis | 30 | 390,953 | 0 | 0 | 0 | 0 | 0 | 179 | 125.1 | 1,298 | 294 | 0 |
| Pittsburgh IAP-ARS | R | AF Reserve | Moon Township | 52 | 483,762 | 3 | 34,507 | 0 | 0 | 12 | 181 | 133.8 | 1,188 | 119 | 0 |
| State College ANG Station | | Air Natl Guard | State College | 5 | 44,221 | 0 | 0 | 0 | 0 | 0 | 23 | 11.6 | 135 | 18 | 0 |
| Willow Grove | | AF Reserve | Elizabethtown | 53 | 631,051 | 0 | 0 | 0 | 0 | 162 | 170 | 207.6 | 2,062 | 305 | 0 |
| ** OTHER SITE(S): 3 | | | | 3 | 33,396 | 0 | 0 | 0 | 0 | 0 | 343 | 8.2 | 89 | 17 | 0 |
| Pennsylvania Total: | | | | 233 | 2,062,151 | 4 | 49,584 | 0 | 0 | 174 | 1,128 | 609.0 | 6,435 | 1,075 | 0 |
| <u>Puerto Rico</u> | | | | | | | | | | | | | | | |
| Lajas Radar Site (Tars #16) | | AF Active | Lajas | 7 | 10,064 | 0 | 0 | 0 | 0 | 0 | 23 | 11.5 | 0 | 0 | 0 |
| Luis Munoz Marin IAP | | Air Natl Guard | San Juan | 40 | 348,942 | 0 | 0 | 0 | 0 | 0 | 95 | 146.2 | 895 | 205 | 0 |
| Punta Borinquen Radar Site | | Air Natl Guard | Aguadilla | 10 | 53,235 | 0 | 0 | 0 | 0 | 6 | 6 | 18.9 | 0 | 0 | 0 |
| Punta Salinas Radar Site | | Air Natl Guard | Catano, Catano | 17 | 52,202 | 0 | 0 | 0 | 0 | 30 | 30 | 20.1 | 212 | 32 | 0 |
| Ramey AF Solar Observatory Research Site | | AF Active | Isabela | 6 | 6,196 | 0 | 0 | 0 | 0 | 74 | 81 | 2.3 | 0 | 0 | 0 |

* Sites having assets that are Federally funded (e.g., owned, lease, licence, permit) and State-owned interest.

** US Locations that do not meet criteria of at least ten (10) Acres AND at least \$10M PRV. US Territories and Non-US Locations that do not meet criteria of at least ten (10) Acres OR at least \$10M PRV.

DEPARTMENT OF DEFENSE - Air Force
Base Structure Report - As of 30 Sep 2006

| SITE | BRAC 2005 | COMPONENT | NAME NEAREST CITY | BUILDINGS | | | | | | ACRES OWNED | TOTAL ACRES | PRV (\$M) | MIL | CIV | OTHER |
|---------------------------------------|--------------|----------------|-------------------------|--------------|-------------------|------------|----------------|----------|--------------|----------------|----------------|----------------|---------------|--------------|----------|
| | | | | OWNED | | LEASED | | OTHER | | | | | | | |
| | | | | COUNT | SQFT | COUNT | SQFT | COUNT | SQFT | | | | | | |
| Puerto Rico Total: | | | | 80 | 470,639 | 0 | 0 | 0 | 0 | 110 | 235 | 199.0 | 1,107 | 237 | 0 |
| Rhode Island | | | | | | | | | | | | | | | |
| Coventry ANG Station | | Air Natl Guard | Coventry | 12 | 54,439 | 0 | 0 | 0 | 0 | 17 | 17 | 13.5 | 0 | 0 | 0 |
| North Smithfield ANG Station | | Air Natl Guard | Slatersville | 8 | 63,810 | 0 | 0 | 0 | 0 | 34 | 34 | 15.8 | 204 | 23 | 0 |
| Quonset Air Guard Base | R | Air Natl Guard | North Kingstown | 31 | 442,298 | 0 | 0 | 1 | 1,762 | 0 | 103 | 148.2 | 924 | 169 | 0 |
| Rhode Island Total: | | | | 51 | 560,547 | 0 | 0 | 1 | 1,762 | 51 | 154 | 177.5 | 1,128 | 192 | 0 |
| South Carolina | | | | | | | | | | | | | | | |
| Charleston AFB | R | AF Active | Charleston | 765 | 4,329,834 | 0 | 0 | 0 | 0 | 3,007 | 3,733 | 1,148.8 | 6,007 | 700 | 0 |
| Charleston Defense Fuel Support Point | | AF Active | Hanahan | 6 | 3,623 | 0 | 0 | 0 | 0 | 44 | 56 | 52.2 | 0 | 0 | 0 |
| Hunley Park Military Family Housing | | AF Active | North Charleston | 152 | 438,462 | 0 | 0 | 0 | 0 | 271 | 271 | 56.2 | 0 | 0 | 0 |
| McEntire ANG Station | R | Air Natl Guard | Eastover | 85 | 721,737 | 0 | 0 | 0 | 0 | 2,344 | 2,473 | 230.3 | 1,206 | 266 | 0 |
| Myrtle Beach Air Force Base | | AF Active | Myrtle Beach | 91 | 478,069 | 0 | 0 | 0 | 0 | 1,882 | 2,112 | 201.8 | 0 | 0 | 0 |
| North Air Force Auxiliary Field | | AF Active | North | 5 | 29,195 | 0 | 0 | 0 | 0 | 2,277 | 2,392 | 99.8 | 0 | 15 | 0 |
| Shaw AFB | R | AF Active | Sumter | 1,253 | 5,518,723 | 0 | 0 | 0 | 0 | 3,310 | 3,406 | 1,080.6 | 5,166 | 549 | 1 |
| ** OTHER SITE(S): 13 | | | | 57 | 70,970 | 0 | 0 | 0 | 0 | 12,576 | 12,658 | 15.1 | 0 | 0 | 0 |
| South Carolina Total: | | | | 2,414 | 11,590,613 | 0 | 0 | 0 | 0 | 25,711 | 27,101 | 2,884.8 | 12,379 | 1,530 | 1 |
| South Dakota | | | | | | | | | | | | | | | |
| Dakota Ridge Family Housing Annex | | AF Active | Rapid City | 0 | 0 | 200 | 420,679 | 1 | 2,135 | 0 | 50 | 41.7 | 0 | 0 | 0 |
| Ellsworth AFB | | AF Active | Box Elder | 1,014 | 7,562,941 | 3 | 15,419 | 0 | 0 | 5,416 | 6,259 | 2,029.0 | 3,297 | 421 | 0 |
| Joe Foss Field | R | Air Natl Guard | Sioux Falls | 35 | 388,247 | 0 | 0 | 0 | 0 | 0 | 217 | 114.0 | 963 | 231 | 0 |
| ** OTHER SITE(S): 22 | | | | 7 | 3,751 | 0 | 0 | 0 | 0 | 2,507 | 4,097 | 39.9 | 0 | 0 | 0 |
| South Dakota Total: | | | | 1,056 | 7,954,939 | 203 | 436,098 | 1 | 2,135 | 7,923 | 10,623 | 2,224.6 | 4,260 | 652 | 0 |
| Tennessee | | | | | | | | | | | | | | | |
| Arnold Air Station | | AF Active | Manchester | 297 | 2,758,420 | 0 | 0 | 9 | 7,656 | 39,002 | 39,081 | 2,621.0 | 78 | 190 | 0 |
| McGhee Tyson Airport | R | Air Natl Guard | Knoxville | 76 | 747,050 | 0 | 0 | 0 | 0 | 0 | 345 | 188.5 | 1,150 | 257 | 0 |
| Memphis IAP | | Air Natl Guard | Memphis | 32 | 384,675 | 0 | 0 | 0 | 0 | 0 | 221 | 113.9 | 1,180 | 359 | 0 |
| Nashville IAP | R | Air Natl Guard | Nashville | 36 | 430,160 | 0 | 0 | 0 | 0 | 2 | 90 | 108.7 | 1,204 | 229 | 0 |
| ** OTHER SITE(S): 2 | | | | 8 | 31,698 | 0 | 0 | 0 | 0 | 0 | 22 | 6.2 | 234 | 33 | 0 |

* Sites having assets that are Federally funded (e.g., owned, lease, licence, permit) and State-owned interest.

** US Locations that do not meet criteria of at least ten (10) Acres AND at least \$10M PRV. US Territories and Non-US Locations that do not meet criteria of at least ten (10) Acres OR at least \$10M PRV.

DEPARTMENT OF DEFENSE - Air Force
Base Structure Report - As of 30 Sep 2006

| SITE | BRAC 2005 | COMPONENT | NAME NEAREST CITY | BUILDINGS | | | | | | ACRES OWNED | TOTAL ACRES | PRV (\$M) | MIL | CIV | OTHER |
|-------------------------------------|--------------|----------------|-------------------------|--------------|-------------------|------------|------------------|-----------|---------------|----------------|----------------|-----------------|---------------|---------------|----------|
| | | | | OWNED | | LEASED | | OTHER | | | | | | | |
| | | | | COUNT | SQFT | COUNT | SQFT | COUNT | SQFT | | | | | | |
| Tennessee Total: | | | | 449 | 4,352,003 | 0 | 0 | 9 | 7,656 | 39,004 | 39,759 | 3,038.3 | 3,846 | 1,068 | 0 |
| Texas | | | | | | | | | | | | | | | |
| Air Force Plant 4 | | AF Active | Fort Worth | 73 | 5,559,962 | 0 | 0 | 0 | 0 | 636 | 727 | 1,170.7 | 10 | 7 | 0 |
| Brooks | C | AF Active | San Antonio | 0 | 0 | 133 | 1,750,298 | 3 | 29,253 | 0 | 280 | 380.8 | 987 | 1,154 | 0 |
| Camp Bullis Training Annex | | AF Active | San Antonio | 11 | 111,113 | 2 | 4,604 | 0 | 0 | 47 | 47 | 26.5 | 48 | 0 | 0 |
| Carswell AFB | | AF Active | Fort Worth | 21 | 38,619 | 0 | 0 | 3 | 3,632 | 1,949 | 2,299 | 12.4 | 986 | 176 | 0 |
| Carswell Ammunition Storage Annex | | AF Active | Fort Worth | 22 | 40,880 | 0 | 0 | 0 | 0 | 247 | 250 | 11.8 | 0 | 0 | 0 |
| Dyess AFB | R | AF Active | Abilene | 1,036 | 5,095,086 | 0 | 0 | 0 | 0 | 5,304 | 6,342 | 1,492.4 | 5,368 | 372 | 0 |
| Eldorado AFS | | AF Active | El Dorado | 6 | 114,357 | 0 | 0 | 0 | 0 | 119 | 129 | 26.7 | 0 | 0 | 0 |
| Ellington Field | R | Air Natl Guard | Genoa | 55 | 532,683 | 0 | 0 | 1 | 1,023 | 213 | 213 | 121.1 | 993 | 235 | 0 |
| Goodfellow 801 Leased Housing Annex | | AF Active | San Angelo | 0 | 0 | 90 | 276,810 | 0 | 0 | 0 | 40 | 24.4 | 0 | 0 | 0 |
| Goodfellow AFB | | AF Active | San Angelo | 204 | 2,418,872 | 0 | 0 | 0 | 0 | 1,116 | 1,119 | 553.7 | 1,532 | 552 | 0 |
| Hensley Field Air Guard Station | | Air Natl Guard | Dallas | 0 | 0 | 7 | 62,601 | 0 | 0 | 0 | 23 | 11.6 | 0 | 0 | 0 |
| Hondo Municipal Airport | | AF Active | Hondo | 7 | 1,968 | 1 | 33,800 | 0 | 0 | 0 | 867 | 104.5 | 0 | 0 | 0 |
| Kelly Air Force Base | | AF Active | San Antonio | 215 | 8,362,905 | 123 | 2,451,368 | 0 | 0 | 1,608 | 1,614 | 1,939.0 | 41 | 39 | 0 |
| Kelly Field Annex | | AF Active | Ackerly | 136 | 2,120,058 | 0 | 0 | 0 | 0 | 2,134 | 2,789 | 678.5 | 790 | 244 | 0 |
| Lackland AFB | R | AF Active | San Antonio | 782 | 10,284,527 | 0 | 0 | 0 | 0 | 2,712 | 2,719 | 2,215.0 | 11,799 | 4,327 | 0 |
| Lackland Training Annex | | AF Active | San Antonio | 299 | 1,489,841 | 0 | 0 | 0 | 0 | 4,017 | 4,017 | 370.9 | 2 | 0 | 0 |
| Laughlin AFB | R | AF Active | Del Rio | 501 | 2,601,726 | 0 | 0 | 0 | 0 | 4,101 | 4,524 | 762.2 | 970 | 898 | 0 |
| Laughlin AFB Aux 1 | | AF Active | Spofford | 7 | 4,036 | 0 | 0 | 0 | 0 | 402 | 724 | 20.8 | 0 | 0 | 0 |
| Randolph AFB | R | AF Active | Universal City | 540 | 4,920,942 | 0 | 0 | 0 | 0 | 2,893 | 3,129 | 1,221.7 | 3,223 | 5,523 | 0 |
| Rattlesnake Electronic Scoring Site | | AF Active | Pecos | 2 | 8,973 | 0 | 0 | 0 | 0 | 25 | 25 | 32.7 | 0 | 0 | 0 |
| Reese AFB | | AF Active | Lubbock | 118 | 1,361,871 | 0 | 0 | 0 | 0 | 409 | 925 | 377.3 | 0 | 0 | 0 |
| Seguin Air Force Auxiliary Field | | AF Active | Seguin | 5 | 3,962 | 0 | 0 | 0 | 0 | 961 | 961 | 60.4 | 0 | 0 | 0 |
| Sheppard AFB | R | AF Active | Wichita Falls | 1,137 | 10,167,967 | 0 | 0 | 0 | 0 | 4,640 | 5,719 | 2,393.9 | 3,067 | 1,307 | 0 |
| Snyder Electronic Scoring Site | | AF Active | Snyder | 2 | 8,973 | 0 | 0 | 0 | 0 | 0 | 10 | 33.0 | 0 | 0 | 0 |
| ** OTHER SITE(S): 36 | | | | 222 | 1,193,292 | 1 | 200 | 3 | 13,954 | 671 | 894 | 268.4 | 2,011 | 210 | 0 |
| Texas Total: | | | | 5,401 | 56,442,613 | 357 | 4,579,681 | 10 | 47,862 | 34,204 | 40,386 | 14,310.4 | 31,827 | 15,044 | 0 |

* Sites having assets that are Federally funded (e.g., owned, lease, licence, permit) and State-owned interest.

** US Locations that do not meet criteria of at least ten (10) Acres AND at least \$10M PRV. US Territories and Non-US Locations that do not meet criteria of at least ten (10) Acres OR at least \$10M PRV.

DEPARTMENT OF DEFENSE - Air Force
Base Structure Report - As of 30 Sep 2006

| SITE | BRAC 2005 | COMPONENT | NAME NEAREST CITY | BUILDINGS | | | | | | ACRES OWNED | TOTAL ACRES | PRV (\$M) | MIL | CIV | OTHER |
|--|--------------|----------------|-------------------------|------------|-------------------|----------|---------------|----------|----------|----------------|----------------|----------------|---------------|---------------|----------|
| | | | | OWNED | | LEASED | | OTHER | | | | | | | |
| | | | | COUNT | SQFT | COUNT | SQFT | COUNT | SQFT | | | | | | |
| Utah | | | | | | | | | | | | | | | |
| Hill AFB | R | AF Active | Clearfield | 762 | 13,418,095 | 0 | 0 | 0 | 0 | 6,773 | 6,999 | 3,872.0 | 6,094 | 10,589 | 0 |
| Little Mountain Test Annex | | AF Active | Ogden | 18 | 120,055 | 0 | 0 | 0 | 0 | 731 | 740 | 53.3 | 1 | 0 | 0 |
| Salt Lake City IAP | | Air Natl Guard | Salt Lake City | 50 | 453,344 | 0 | 0 | 0 | 0 | 0 | 135 | 130.4 | 1,397 | 280 | 0 |
| Utah Test and Training Range South Ut | | AF Active | Wendover | 33 | 27,350 | 0 | 0 | 0 | 0 | 555,782 | 572,753 | 23.3 | 0 | 0 | 0 |
| UTTR - North | | AF Active | Grouse Creek | 80 | 410,811 | 0 | 0 | 0 | 0 | 348,767 | 366,539 | 171.2 | 0 | 0 | 0 |
| ** OTHER SITE(S): 65 | | | | 24 | 21,953 | 0 | 0 | 0 | 0 | 46 | 303 | 8.3 | 0 | 5 | 0 |
| Utah Total: | | | | 967 | 14,451,608 | 0 | 0 | 0 | 0 | 912,099 | 947,469 | 4,258.6 | 7,492 | 10,874 | 0 |
| Vermont | | | | | | | | | | | | | | | |
| Burlington IAP | R | Air Natl Guard | South Burlington | 39 | 398,391 | 0 | 0 | 0 | 0 | 0 | 230 | 125.5 | 980 | 217 | 0 |
| Vermont Total: | | | | 39 | 398,391 | 0 | 0 | 0 | 0 | 0 | 230 | 125.5 | 980 | 217 | 0 |
| Virgin Islands | | | | | | | | | | | | | | | |
| ** OTHER SITE(S): 1 | | | | 4 | 16,332 | 0 | 0 | 0 | 0 | 9 | 9 | 5.0 | 0 | 0 | 0 |
| Virgin Islands Total: | | | | 4 | 16,332 | 0 | 0 | 0 | 0 | 9 | 9 | 5.0 | 0 | 0 | 0 |
| Virginia | | | | | | | | | | | | | | | |
| Byrd Field | R | Air Natl Guard | Sandston | 62 | 289,572 | 0 | 0 | 0 | 0 | 0 | 143 | 88.9 | 887 | 225 | 0 |
| Camp Pendleton ANG | | Air Natl Guard | Virginia Beach | 8 | 85,528 | 0 | 0 | 0 | 0 | 0 | 60 | 16.5 | 208 | 2 | 0 |
| Langley AFB | R | AF Active | Hampton | 446 | 5,424,041 | 6 | 67,307 | 0 | 0 | 3,376 | 3,645 | 1,590.9 | 9,056 | 2,026 | 0 |
| Langley Family Housing Annex | | AF Active | Poquoson | 461 | 1,945,178 | 0 | 0 | 0 | 0 | 284 | 288 | 240.3 | 0 | 0 | 0 |
| ** OTHER SITE(S): 3 | | | | 0 | 0 | 2 | 6,037 | 0 | 0 | 0 | 1,942 | 1.5 | 0 | 0 | 0 |
| Virginia Total: | | | | 977 | 7,744,319 | 8 | 73,344 | 0 | 0 | 3,660 | 6,078 | 1,938.1 | 10,151 | 2,253 | 0 |
| Wake Islands | | | | | | | | | | | | | | | |
| Wake Island Airfield | | AF Active | Wake Island | 130 | 471,954 | 0 | 0 | 0 | 0 | 2,600 | 2,600 | 580.1 | 5 | 0 | 0 |
| Wake Islands Total: | | | | 130 | 471,954 | 0 | 0 | 0 | 0 | 2,600 | 2,600 | 580.1 | 5 | 0 | 0 |
| Washington | | | | | | | | | | | | | | | |
| Camp Murray ANG Station | | Air Natl Guard | Tacoma | 24 | 191,749 | 0 | 0 | 0 | 0 | 0 | 43 | 41.8 | 14 | 0 | 0 |
| Fairchild AFB | R | AF Active | Airway Heights | 1,218 | 5,946,817 | 0 | 0 | 1 | 2,888 | 4,393 | 5,823 | 1,925.7 | 3,689 | 678 | 0 |

* Sites having assets that are Federally funded (e.g., owned, lease, licence, permit) and State-owned interest.

** US Locations that do not meet criteria of at least ten (10) Acres AND at least \$10M PRV. US Territories and Non-US Locations that do not meet criteria of at least ten (10) Acres OR at least \$10M PRV.

DEPARTMENT OF DEFENSE - Air Force
Base Structure Report - As of 30 Sep 2006

| SITE | BRAC 2005 | COMPONENT | NAME NEAREST CITY | BUILDINGS | | | | | | ACRES OWNED | TOTAL ACRES | PRV (\$M) | MIL | CIV | OTHER |
|---|--------------|----------------|-------------------------|--------------|-------------------|----------|---------------|----------|--------------|----------------|----------------|----------------|---------------|--------------|----------|
| | | | | OWNED | | LEASED | | OTHER | | | | | | | |
| | | | | COUNT | SQFT | COUNT | SQFT | COUNT | SQFT | | | | | | |
| Four Lakes Communications Station (ANG) | | Air Natl Guard | Cheney | 16 | 68,356 | 0 | 0 | 0 | 0 | 0 | 156 | 17.9 | 129 | 23 | 0 |
| Grant Training Annex | | AF Active | Moses Lake | 0 | 0 | 1 | 38,366 | 0 | 0 | 0 | 30 | 33.8 | 0 | 0 | 0 |
| McChord AFB | R | AF Active | Tacoma | 883 | 5,623,128 | 0 | 0 | 0 | 0 | 4,536 | 4,639 | 1,760.7 | 6,372 | 754 | 0 |
| Mukilteo Defense Fuel Support Point | | AF Active | Mukilteo | 12 | 24,404 | 0 | 0 | 0 | 0 | 21 | 21 | 44.4 | 0 | 0 | 0 |
| Paine Field ANG Station | | Air Natl Guard | Everett | 10 | 47,708 | 0 | 0 | 0 | 0 | 15 | 15 | 11.8 | 136 | 8 | 0 |
| Spokane Family Housing Annex | | AF Active | Spokane | 131 | 305,972 | 0 | 0 | 1 | 1,625 | 80 | 89 | 42.4 | 0 | 0 | 0 |
| Spokane International Apt ANG | | Air Natl Guard | Spokane | 13 | 101,495 | 0 | 0 | 0 | 0 | 0 | 35 | 22.9 | 139 | 19 | 0 |
| White Bluff Site No. 1 | | AF Active | Airway Heights | 12 | 73,043 | 0 | 0 | 0 | 0 | 52 | 52 | 28.5 | 0 | 0 | 0 |
| ** OTHER SITE(S): 16 | | | | 56 | 127,818 | 1 | 555 | 0 | 0 | 179 | 495,638 | 45.7 | 219 | 37 | 0 |
| Washington Total: | | | | 2,375 | 12,510,490 | 2 | 38,921 | 2 | 4,513 | 9,276 | 506,541 | 3,975.7 | 10,698 | 1,519 | 0 |
| West Virginia | | | | | | | | | | | | | | | |
| Ewvra-Shepherdfld | | Air Natl Guard | Martinsburg | 31 | 358,935 | 0 | 0 | 0 | 0 | 0 | 342 | 107.8 | 1,166 | 416 | 0 |
| Yeager Aprt | R | Air Natl Guard | Charleston | 30 | 321,802 | 0 | 0 | 0 | 0 | 34 | 269 | 88.1 | 931 | 175 | 0 |
| ** OTHER SITE(S): 1 | | | | 1 | 4,000 | 0 | 0 | 0 | 0 | 0 | 1 | 0.8 | 64 | 0 | 0 |
| West Virginia Total: | | | | 62 | 684,737 | 0 | 0 | 0 | 0 | 34 | 612 | 196.8 | 2,161 | 591 | 0 |
| Wisconsin | | | | | | | | | | | | | | | |
| Gen B Mitchell | C | AF Reserve | Milwaukee | 76 | 422,072 | 0 | 0 | 0 | 0 | 102 | 103 | 139.0 | 1,219 | 152 | 0 |
| Gen Mitchell IAP | R | Air Natl Guard | Bay View | 23 | 288,966 | 0 | 0 | 0 | 0 | 0 | 80 | 100.3 | 817 | 207 | 0 |
| Truax ANG Base | R | Air Natl Guard | Madison | 45 | 724,786 | 0 | 0 | 0 | 0 | 35 | 149 | 207.2 | 994 | 216 | 0 |
| Volk ANG Base | | Air Natl Guard | Camp Douglas | 138 | 578,289 | 0 | 0 | 0 | 0 | 0 | 2,402 | 256.5 | 245 | 26 | 0 |
| ** OTHER SITE(S): 3 | | | | 5 | 8,987 | 0 | 0 | 0 | 0 | 1 | 7,896 | 9.6 | 0 | 0 | 0 |
| Wisconsin Total: | | | | 287 | 2,023,100 | 0 | 0 | 0 | 0 | 138 | 10,630 | 712.5 | 3,275 | 601 | 0 |
| Wyoming | | | | | | | | | | | | | | | |
| Cheyenne MAP | R | Air Natl Guard | Cheyenne | 30 | 357,489 | 0 | 0 | 0 | 0 | 0 | 719 | 105.2 | 1,056 | 198 | 0 |
| F E Warren AFB | | AF Active | Cheyenne | 711 | 4,714,793 | 0 | 0 | 0 | 0 | 5,867 | 5,867 | 1,127.3 | 3,175 | 498 | 0 |
| ** OTHER SITE(S): 81 | | | | 86 | 111,609 | 0 | 0 | 0 | 0 | 240 | 15,568 | 478.2 | 0 | 2 | 0 |
| Wyoming Total: | | | | 827 | 5,183,891 | 0 | 0 | 0 | 0 | 6,107 | 22,154 | 1,710.8 | 4,231 | 698 | 0 |

* Sites having assets that are Federally funded (e.g., owned, lease, licence, permit) and State-owned interest.

** US Locations that do not meet criteria of at least ten (10) Acres AND at least \$10M PRV. US Territories and Non-US Locations that do not meet criteria of at least ten (10) Acres OR at least \$10M PRV.

DEPARTMENT OF DEFENSE - Air Force
Base Structure Report - As of 30 Sep 2006

| SITE | BRAC 2005 | COMPONENT | NAME NEAREST CITY | BUILDINGS | | | | | | ACRES OWNED | TOTAL ACRES | PRV (\$M) | MIL | CIV | OTHER |
|---------------------------------|--------------|-----------|-------------------------|-----------|-------------|--------|-----------|-------|-----------|----------------|----------------|-----------|---------|---------|-------|
| | | | | OWNED | | LEASED | | OTHER | | | | | | | |
| | | | | COUNT | SQFT | COUNT | SQFT | COUNT | SQFT | | | | | | |
| US/US Territories Total: | | | | 73,020 | 551,043,318 | 1,378 | 9,529,808 | 423 | 3,082,933 | 5,969,462 | 9,523,599 | 187,464.9 | 419,346 | 140,995 | 1,448 |

* Sites having assets that are Federally funded (e.g., owned, lease, licence, permit) and State-owned interest.

** US Locations that do not meet criteria of at least ten (10) Acres AND at least \$10M PRV. US Territories and Non-US Locations that do not meet criteria of at least ten (10) Acres OR at least \$10M PRV.

DEPARTMENT OF DEFENSE - Air Force
Base Structure Report - As of 30 Sep 2006

| SITE | BRAC 2005 | COMPONENT | NAME NEAREST CITY | BUILDINGS | | | | | | ACRES OWNED | TOTAL ACRES | PRV (\$M) | MIL | CIV | OTHER |
|----------------------------|--------------|-----------|-------------------------|-----------|----------------|----------|--------------|-----------|---------------|----------------|----------------|--------------|------------|----------|----------|
| | | | | OWNED | | LEASED | | OTHER | | | | | | | |
| | | | | COUNT | SQFT | COUNT | SQFT | COUNT | SQFT | | | | | | |
| Antigua | | | | | | | | | | | | | | | |
| Antigua Air Station | | AF Active | Barnes Hill | 34 | 114,298 | 0 | 0 | 0 | 0 | 0 | 164 | 94.2 | 2 | 0 | 0 |
| Antigua Total: | | | | 34 | 114,298 | 0 | 0 | 0 | 0 | 0 | 164 | 94.2 | 2 | 0 | 0 |
| Aruba | | | | | | | | | | | | | | | |
| ** OTHER SITE(S): 1 | | | | 1 | 2,071 | 1 | 3,200 | 0 | 0 | 0 | 0 | 1.6 | 3 | 0 | 0 |
| Aruba Total: | | | | 1 | 2,071 | 1 | 3,200 | 0 | 0 | 0 | 0 | 1.6 | 3 | 0 | 0 |
| Australia | | | | | | | | | | | | | | | |
| ** OTHER SITE(S): 3 | | | | 43 | 35,673 | 0 | 0 | 0 | 0 | 0 | 6 | 8.9 | 0 | 0 | 0 |
| Australia Total: | | | | 43 | 35,673 | 0 | 0 | 0 | 0 | 0 | 6 | 8.9 | 0 | 0 | 0 |
| Belgium | | | | | | | | | | | | | | | |
| Florennes Air Base | | AF Active | Florennes | 9 | 154,045 | 0 | 0 | 1 | 8,000 | 0 | 0 | 39.6 | 7 | 0 | 0 |
| Kleine Brogel Air Base | | AF Active | Kleine-Brogel | 10 | 22,045 | 0 | 0 | 5 | 18,511 | 0 | 1 | 11.6 | 133 | 0 | 1 |
| ** OTHER SITE(S): 6 | | | | 7 | 5,277 | 0 | 0 | 0 | 0 | 0 | 2 | 4.3 | 0 | 0 | 0 |
| Belgium Total: | | | | 26 | 181,367 | 0 | 0 | 6 | 26,511 | 0 | 3 | 55.5 | 140 | 0 | 1 |
| Colombia | | | | | | | | | | | | | | | |
| ** OTHER SITE(S): 6 | | | | 45 | 37,790 | 0 | 0 | 0 | 0 | 0 | 13 | 20.1 | 7 | 1 | 0 |
| Colombia Total: | | | | 45 | 37,790 | 0 | 0 | 0 | 0 | 0 | 13 | 20.1 | 7 | 1 | 0 |
| Denmark | | | | | | | | | | | | | | | |
| Karup Air Base | | AF Active | Karup | 0 | 0 | 0 | 0 | 29 | 72,409 | 0 | 0 | 108.9 | 0 | 0 | 0 |
| ** OTHER SITE(S): 1 | | | | 0 | 0 | 4 | 7,425 | 0 | 0 | 0 | 0 | 0.7 | 0 | 0 | 0 |
| Denmark Total: | | | | 0 | 0 | 4 | 7,425 | 29 | 72,409 | 0 | 0 | 109.6 | 0 | 0 | 0 |
| Ecuador | | | | | | | | | | | | | | | |
| Manta Airfield | | AF Active | Manta | 29 | 218,484 | 0 | 0 | 0 | 0 | 0 | 102 | 181.9 | 13 | 0 | 0 |
| Ecuador Total: | | | | 29 | 218,484 | 0 | 0 | 0 | 0 | 0 | 102 | 181.9 | 13 | 0 | 0 |

* Sites having assets that are Federally funded (e.g., owned, lease, licence, permit) and State-owned interest.

** US Locations that do not meet criteria of at least ten (10) Acres AND at least \$10M PRV. US Territories and Non-US Locations that do not meet criteria of at least ten (10) Acres OR at least \$10M PRV.

DEPARTMENT OF DEFENSE - Air Force
Base Structure Report - As of 30 Sep 2006

| SITE | BRAC 2005 | COMPONENT | NAME NEAREST CITY | BUILDINGS | | | | | | ACRES OWNED | TOTAL ACRES | PRV (\$M) | MIL | CIV | OTHER |
|-----------------------------------|--------------|-----------|-------------------------|-----------|---------------|----------|--------------|-----------|---------------|----------------|----------------|-------------|------------|-----------|-----------|
| | | | | OWNED | | LEASED | | OTHER | | | | | | | |
| | | | | COUNT | SQFT | COUNT | SQFT | COUNT | SQFT | | | | | | |
| Germany | | | | | | | | | | | | | | | |
| Bann Communication Station No 2 | | AF Active | Landstuhl | 5 | 17,999 | 0 | 0 | 1 | 615 | 0 | 51 | 9.4 | 3 | 5 | 1 |
| Binsfeld Family Housing Annex | | AF Active | Binsfeld | 0 | 0 | 77 | 182,015 | 0 | 0 | 0 | 11 | 20.6 | 0 | 0 | 0 |
| Bitburg Family Housing Annex | | AF Active | Bitburg | 19 | 320,386 | 0 | 0 | 65 | 2,363,465 | 0 | 156 | 431.0 | 0 | 0 | 0 |
| Bitburg Storage Annex No 2 | | AF Active | Bitburg | 11 | 31,804 | 0 | 0 | 17 | 415,724 | 0 | 27 | 102.1 | 0 | 0 | 0 |
| Buechel Air Base | | AF Active | Buechel | 3 | 5,199 | 0 | 0 | 7 | 38,502 | | | 16.0 | 137 | 0 | 1 |
| Einsiedlerhof Maintenance Anx | | AF Active | Einsiedlerhof | 2 | 9,773 | 0 | 0 | 4 | 105,302 | 0 | 14 | 31.3 | 0 | 0 | 0 |
| Einsiedlerhof Storage Annex | | AF Active | Einsiedlerhof | 9 | 95,930 | 0 | 0 | 15 | 284,108 | 0 | 28 | 76.7 | 59 | 24 | 0 |
| Einsiedlerkoepfe Training Anx | | AF Active | Kaiserlautern | 3 | 4,392 | 0 | 0 | 1 | 9,630 | 0 | 311 | 7.4 | 0 | 0 | 0 |
| Geilenkirchen Air Base | | AF Active | Geilenkirchen | 8 | 34,865 | 1 | 4,924 | 12 | 107,707 | | | 37.3 | 543 | 26 | 11 |
| Hochspeyer Ammo Stor Anx | | AF Active | Hochspeyer | 30 | 56,384 | 0 | 0 | 5 | 14,443 | 0 | 88 | 35.9 | 0 | 0 | 0 |
| Husterhoeh Communication Site | | AF Active | Pirmasens | 2 | 1,200 | 0 | 0 | 5 | 16,617 | 0 | 185 | 6.5 | 0 | 0 | 0 |
| Kaiserslautern Fam Hsg Anx No 3 | | AF Active | Kaiserslautern | 0 | 0 | 0 | 0 | 28 | 230,421 | 0 | 12 | 33.1 | 0 | 0 | 0 |
| Kaiserslautern Water System Anx | | AF Active | Kaiserslautern | 1 | 182 | 0 | 0 | 2 | 7,448 | 0 | 4 | 10.6 | 0 | 0 | 0 |
| Kapaun Administration Anx | | AF Active | Kaiserslautern | 21 | 99,545 | 0 | 0 | 35 | 508,299 | 0 | 114 | 193.8 | 137 | 6 | 4 |
| Landstuhl Family Housing Annex O3 | | AF Active | Landstuhl | 11 | 44,606 | 0 | 0 | 28 | 955,810 | 0 | 52 | 167.4 | 0 | 0 | 0 |
| Landstuhl Maintenance Site | | AF Active | Ramstein | 34 | 123,705 | 0 | 0 | 3 | 8,883 | 0 | 25 | 33.3 | 0 | 0 | 0 |
| Landstuhl Maintenance Site No 2 | | AF Active | Spesbach | 8 | 32,419 | 0 | 0 | 5 | 15,142 | 0 | 7 | 17.9 | 0 | 0 | 0 |
| Langerkopf Rad Rel Site | | AF Active | Leimen | 5 | 38,394 | 0 | 0 | 4 | 8,614 | 0 | 7 | 17.0 | 0 | 0 | 0 |
| Oberweis Annex | | AF Active | Oberweis | 12 | 9,913 | 0 | 0 | 35 | 128,304 | 0 | 108 | 49.1 | 0 | 0 | 0 |
| Pruem Air Station | | AF Active | Pruem | 16 | 39,221 | 0 | 0 | 4 | 30,985 | 0 | 50 | 30.1 | 0 | 0 | 0 |
| Ramstein Air Base | | AF Active | Landstuhl | 330 | 3,322,852 | 1 | 3,875 | 340 | 7,612,295 | 0 | 3,102 | 3,378.7 | 8,711 | 839 | 1,654 |
| Ramstein Storage Annex | | AF Active | Kaiserslautern | 4 | 177,729 | 0 | 0 | 2 | 46,518 | 0 | 85 | 75.7 | 0 | 0 | 0 |
| Sembach Admin Annex (Wing HQ) | R | AF Active | Wartenberg | 34 | 553,896 | 0 | 0 | 79 | 1,937,874 | 0 | 279 | 565.9 | 534 | 79 | 10 |
| Siegenburg Air Range | | AF Active | Muehlausen | 3 | 2,730 | 0 | 0 | 5 | 7,706 | 0 | 681 | 5.4 | 0 | 1 | 8 |
| Spangdahlem | | AF Active | Spangdahlem | 187 | 1,381,674 | 0 | 0 | 219 | 2,549,911 | 0 | 1,619 | 1,760.8 | 4,350 | 204 | 461 |
| Spangdahlem Waste Annex | | AF Active | Spangdahlem | 2 | 2,586 | 0 | 0 | 2 | 4,105 | 0 | 3 | 35.5 | 0 | 0 | 0 |
| Speicher Family Housing Anx | | AF Active | Speicher | 0 | 0 | 102 | 234,681 | 0 | 0 | 0 | 12 | 27.0 | 0 | 0 | 0 |
| Vogelweh Family Housing Annex | | AF Active | Kaiserslautern | 89 | 550,005 | 0 | 0 | 116 | 4,030,573 | 0 | 634 | 830.4 | 74 | 13 | 0 |
| ** OTHER SITE(S): 19 | | | | 21 | 66,326 | 2 | 2,766 | 14 | 69,056 | 0 | 51 | 58.7 | 283 | 53 | 88 |

* Sites having assets that are Federally funded (e.g., owned, lease, licence, permit) and State-owned interest.

** US Locations that do not meet criteria of at least ten (10) Acres AND at least \$10M PRV. US Territories and Non-US Locations that do not meet criteria of at least ten (10) Acres OR at least \$10M PRV.

DEPARTMENT OF DEFENSE - Air Force
Base Structure Report - As of 30 Sep 2006

| SITE | BRAC 2005 | COMPONENT | NAME NEAREST CITY | BUILDINGS | | | | | | ACRES OWNED | TOTAL ACRES | PRV (\$M) | MIL | CIV | OTHER |
|--|--------------|-----------|-------------------------|------------|------------------|------------|------------------|--------------|-------------------|----------------|----------------|----------------|---------------|--------------|--------------|
| | | | | OWNED | | LEASED | | OTHER | | | | | | | |
| | | | | COUNT | SQFT | COUNT | SQFT | COUNT | SQFT | | | | | | |
| Germany Total: | | | | 870 | 7,023,715 | 183 | 428,261 | 1,053 | 21,508,057 | 0 | 7,716 | 8,064.6 | 14,831 | 1,250 | 2,238 |
| Greece | | | | | | | | | | | | | | | |
| ** OTHER SITE(S): 1 | | | | 0 | 0 | 1 | 2,454 | 0 | 0 | | 0.4 | 4 | 0 | 0 | |
| Greece Total: | | | | 0 | 0 | 1 | 2,454 | 0 | 0 | 0 | 0 | 0.4 | 4 | 0 | 0 |
| Greenland | | | | | | | | | | | | | | | |
| Thule Greenland | | AF Active | Thule | 242 | 2,496,203 | 0 | 0 | 0 | 0 | 0 | 233,034 | 2,436.8 | 138 | 2 | 0 |
| Greenland Total: | | | | 242 | 2,496,203 | 0 | 0 | 0 | 0 | 0 | 233,034 | 2,436.8 | 138 | 2 | 0 |
| Italy | | | | | | | | | | | | | | | |
| Aviano Administration Annex Group HQ | | AF Active | Aviano | 3 | 4,630 | 0 | 0 | 5 | 40,931 | 0 | 8 | 14.8 | 0 | 0 | 0 |
| Aviano Air Base | | AF Active | Roveredo In Piano | 99 | 699,197 | 0 | 0 | 80 | 1,288,307 | 0 | 1,207 | 1,069.2 | 3,972 | 208 | 388 |
| Aviano Ammunition Storage Annex | | AF Active | Aviano | 3 | 6,415 | 0 | 0 | 34 | 95,418 | 0 | 47 | 39.1 | 0 | 0 | 0 |
| Aviano Bachelor Housing Annex No 2 | | AF Active | Aviano | 6 | 217,020 | 0 | 0 | 9 | 82,750 | 0 | 13 | 89.0 | 0 | 0 | 0 |
| Aviano Bachelor Housing Annex Number 1 | | AF Active | Aviano | 17 | 174,142 | 2 | 46,140 | 6 | 314,232 | 0 | 39 | 164.0 | 0 | 0 | 0 |
| Aviano Family Housing Annex No 5 | | AF Active | Aviano | 0 | 0 | 159 | 331,660 | 0 | 0 | | | 41.5 | 0 | 0 | 0 |
| Aviano Maintenance Annex | | AF Active | Aviano | 6 | 4,785 | 0 | 0 | 8 | 110,820 | 0 | 8 | 28.3 | 0 | 0 | 0 |
| Aviano Storage Annex | | AF Active | Roveredo In Piano | 0 | 0 | 4 | 143,931 | 0 | 0 | 0 | 6 | 22.3 | 0 | 0 | 0 |
| Fontanafredda Family Housing Site | | AF Active | Pordenone | 0 | 0 | 55 | 294,220 | 0 | 0 | 0 | 1 | 34.5 | 0 | 0 | 0 |
| Ghedi Radio Relay Site | | AF Active | Ghedi | 12 | 29,684 | 0 | 0 | 1 | 5,950 | 0 | 1 | 10.1 | 134 | 0 | 2 |
| Maniago Family Housing Site | | AF Active | Maniago | 0 | 0 | 19 | 168,008 | 0 | 0 | 0 | 1 | 19.7 | 0 | 0 | 0 |
| Pordenone Family Housing Site | | AF Active | Pordenone | 0 | 0 | 12 | 141,646 | 0 | 0 | 0 | 1 | 16.6 | 0 | 0 | 0 |
| Roveredo Storage Annex | | AF Active | Roveredo | 0 | 0 | 17 | 162,201 | 0 | 0 | 0 | 3 | 19.1 | 0 | 0 | 0 |
| San Vito Dei Normanni Air Station | | AF Active | Brindisi | 2 | 3,980 | 0 | 0 | 0 | 0 | 0 | 25 | 3.1 | 0 | 0 | 0 |
| Sedrano Family Housing Site | | AF Active | Cordenons | 0 | 0 | 10 | 88,816 | 0 | 0 | 0 | 1 | 10.4 | 0 | 0 | 0 |
| Vigonovo Storage Annex | | AF Active | Vigonovo | 0 | 0 | 3 | 80,776 | 0 | 0 | 0 | 5 | 19.5 | 0 | 0 | 0 |
| ** OTHER SITE(S): 17 | | | | 20 | 29,468 | 27 | 199,152 | 4 | 11,590 | 0 | 29 | 46.8 | 0 | 0 | 0 |
| Italy Total: | | | | 168 | 1,169,321 | 308 | 1,656,550 | 147 | 1,949,998 | 0 | 1,395 | 1,648.0 | 4,106 | 208 | 390 |

* Sites having assets that are Federally funded (e.g., owned, lease, licence, permit) and State-owned interest.

** US Locations that do not meet criteria of at least ten (10) Acres AND at least \$10M PRV. US Territories and Non-US Locations that do not meet criteria of at least ten (10) Acres OR at least \$10M PRV.

DEPARTMENT OF DEFENSE - Air Force
Base Structure Report - As of 30 Sep 2006

| SITE | BRAC 2005 | COMPONENT | NAME NEAREST CITY | BUILDINGS | | | | | | ACRES OWNED | TOTAL ACRES | PRV (\$M) | MIL | CIV | OTHER |
|-------------------------------------|--------------|-----------|-------------------------|--------------|------------------|----------|---------------|--------------|-------------------|----------------|----------------|-----------------|---------------|------------|--------------|
| | | | | OWNED | | LEASED | | OTHER | | | | | | | |
| | | | | COUNT | SQFT | COUNT | SQFT | COUNT | SQFT | | | | | | |
| Japan | | | | | | | | | | | | | | | |
| Camp Courtney Family Housing Annex | | AF Active | Gushikawa | 0 | 0 | 0 | 0 | 80 | 1,127,609 | 65 | 65 | 152.3 | 0 | 0 | 0 |
| Camp Kuwae Family Housing Annex | | AF Active | Jagaru | 0 | 0 | 0 | 0 | 158 | 577,533 | 70 | 70 | 83.8 | 0 | 0 | 0 |
| Camp Mctureous Family Housing Annex | | AF Active | Gushikawa | 0 | 0 | 0 | 0 | 81 | 680,244 | 64 | 64 | 96.2 | 0 | 0 | 0 |
| Camp Shields Family Housing Annex | | AF Active | Camp Shields-Okinawa | 0 | 0 | 0 | 0 | 95 | 489,820 | 0 | 91 | 99.9 | 0 | 0 | 0 |
| Camp Zukeran Family Housing Anx | | AF Active | Camp Zukeran | 0 | 0 | 0 | 0 | 1,216 | 3,246,550 | 453 | 453 | 534.2 | 0 | 0 | 0 |
| Chitose Administration Annex | | AF Active | Chitose | 14 | 63,941 | 0 | 0 | 0 | 0 | 0 | 1,067 | 29.9 | 0 | 0 | 0 |
| Draughon Training Range | | AF Active | Misawa City | 5 | 5,047 | 0 | 0 | 7 | 12,878 | 0 | 1,889 | 13.8 | 0 | 0 | 0 |
| Idesuna Jima Air Range | | AF Active | Nara | | | | | | | 0 | 61 | 0.0 | 0 | 0 | 0 |
| Itazuke Auxiliary Airfield | | AF Active | Fukuoka | 0 | 0 | 0 | 0 | 1 | 100,456 | 0 | 6 | 42.5 | 0 | 0 | 0 |
| Kadena Air Base | | AF Active | Koza | 1,452 | 5,303,387 | 0 | 0 | 710 | 7,261,942 | 0 | 4,915 | 4,385.6 | 7,259 | 553 | 1,950 |
| Kadena Ammo Storage Annex | | AF Active | Kadena Village | 361 | 1,782,199 | 0 | 0 | 84 | 586,749 | 0 | 6,078 | 839.1 | 0 | 0 | 0 |
| Makiminato Service Annex | | AF Active | Urazoe, Okinawa | 0 | 0 | 0 | 0 | 46 | 2,283,148 | 135 | 135 | 310.3 | 0 | 0 | 0 |
| Misawa Air Base | | AF Active | Misawa | 240 | 1,290,998 | 0 | 0 | 582 | 7,816,414 | 0 | 3,865 | 3,840.7 | 3,432 | 161 | 814 |
| Momote Annex | | AF Active | Wakko | 0 | 0 | 0 | 0 | 3 | 2,976 | 0 | 30 | 2.8 | 0 | 0 | 0 |
| Okuma Recreation Anx | | AF Active | Okuma Okinawa | 44 | 65,964 | 0 | 0 | 2 | 14,068 | 0 | 135 | 42.6 | 16 | 0 | 26 |
| Owada Communications Station | | AF Active | Owada | 0 | 0 | 0 | 0 | 1 | 21,152 | 0 | 328 | 16.1 | 0 | 0 | 0 |
| Senaha Communication Station | | AF Active | Kadena | 3 | 16,111 | 0 | 0 | 0 | 0 | 0 | 151 | 10.3 | 0 | 0 | 0 |
| Tama Service Annex | | AF Active | Tana | 21 | 14,309 | 0 | 0 | 39 | 103,178 | 0 | 483 | 62.1 | 0 | 0 | 0 |
| Tokorozawa Transmitter Site | | AF Active | Tokorozawa | 7 | 58,633 | 0 | 0 | 0 | 0 | 0 | 320 | 92.4 | 0 | 0 | 0 |
| Tori Shima Air Range | | AF Active | Nara | | | | | | | 0 | 10 | 0.0 | 0 | 0 | 0 |
| Yokota AB | | AF Active | Fussa | 144 | 607,119 | 0 | 0 | 627 | 9,436,436 | 0 | 1,750 | 3,242.5 | 3,166 | 251 | 1,293 |
| ** OTHER SITE(S): 23 | | | | 11 | 10,587 | 0 | 0 | 33 | 82,288 | 13 | 32 | 40.0 | 35 | 0 | 7 |
| Japan Total: | | | | 2,302 | 9,218,295 | 0 | 0 | 3,765 | 33,843,441 | 800 | 21,998 | 13,937.1 | 13,908 | 965 | 4,090 |
| Netherlands | | | | | | | | | | | | | | | |
| ** OTHER SITE(S): 3 | | | | 3 | 3,562 | 2 | 13,005 | 0 | 0 | | | 4.7 | 135 | 0 | 1 |
| Netherlands Total: | | | | 3 | 3,562 | 2 | 13,005 | 0 | 0 | 0 | 0 | 4.7 | 135 | 0 | 1 |

* Sites having assets that are Federally funded (e.g., owned, lease, licence, permit) and State-owned interest.

** US Locations that do not meet criteria of at least ten (10) Acres AND at least \$10M PRV. US Territories and Non-US Locations that do not meet criteria of at least ten (10) Acres OR at least \$10M PRV.

DEPARTMENT OF DEFENSE - Air Force
Base Structure Report - As of 30 Sep 2006

| SITE | BRAC 2005 | COMPONENT | NAME NEAREST CITY | BUILDINGS | | | | | | ACRES OWNED | TOTAL ACRES | PRV (\$M) | MIL | CIV | OTHER |
|--|--------------|-----------|-------------------------|------------|------------------|----------|--------------|----------|---------------|----------------|----------------|----------------|------------|-----------|------------|
| | | | | OWNED | | LEASED | | OTHER | | | | | | | |
| | | | | COUNT | SQFT | COUNT | SQFT | COUNT | SQFT | | | | | | |
| <u>Netherlands Antilles</u> | | | | | | | | | | | | | | | |
| Curaco Airfield | | AF Active | Curaco | 12 | 86,218 | 0 | 0 | 0 | 0 | 0 | 42 | 46.1 | 10 | 0 | 0 |
| Netherlands Antilles Total: | | | | 12 | 86,218 | 0 | 0 | 0 | 0 | 0 | 42 | 46.1 | 10 | 0 | 0 |
| <u>Norway</u> | | | | | | | | | | | | | | | |
| ** OTHER SITE(S): 3 | | | | 1 | 4,550 | 2 | 4,156 | 2 | 21,836 | | | 6.8 | 3 | 0 | 0 |
| Norway Total: | | | | 1 | 4,550 | 2 | 4,156 | 2 | 21,836 | 0 | 0 | 6.8 | 3 | 0 | 0 |
| <u>Oman</u> | | | | | | | | | | | | | | | |
| Masirah Island MPT | | AF Active | Sur Masirah | | | | | | | 0 | 3,000 | 0.0 | 0 | 0 | 0 |
| Seeb MPT | | AF Active | Sib | 10 | 32,828 | 0 | 0 | 0 | 0 | 0 | 3,000 | 70.1 | 0 | 0 | 0 |
| Thumrait MPT | | AF Active | Salalah | | | | | | | 0 | 3,000 | 0.0 | 1 | 0 | 0 |
| Oman Total: | | | | 10 | 32,828 | 0 | 0 | 0 | 0 | 0 | 9,000 | 70.1 | 1 | 0 | 0 |
| <u>Portugal</u> | | | | | | | | | | | | | | | |
| Agualva Munitions Storage Annex | | AF Active | Lajes Field | 20 | 17,185 | 0 | 0 | 0 | 0 | 0 | 68 | 6.8 | 0 | 0 | 0 |
| Caldeira Ammunition Storage Area | | AF Active | Lajes Field | 2 | 6,295 | 0 | 0 | 0 | 0 | 0 | 29 | 2.9 | 0 | 0 | 0 |
| Cinco Picos Globecom Annex | | AF Active | Praia da Victoria | 3 | 25,963 | 0 | 0 | 0 | 0 | 0 | 159 | 8.6 | 0 | 0 | 0 |
| Covadascinzas Petroleum Products Stg Anx | | AF Active | Praia da Victoria | | | | | | | 0 | 41 | 55.6 | 0 | 0 | 0 |
| Lajes Field | | AF Active | Lajes Field | 369 | 2,732,094 | 0 | 0 | 1 | 88 | 0 | 973 | 932.5 | 805 | 91 | 618 |
| Lajes Water System Annex | | AF Active | Lajes Field | 4 | 1,270 | 0 | 0 | 0 | 0 | 0 | 1 | 11.7 | 0 | 0 | 0 |
| Praia Da Victoria Dock Annex | | AF Active | Praia da Victoria | 10 | 18,608 | 0 | 0 | 0 | 0 | 0 | 4 | 19.6 | 0 | 0 | 0 |
| Praia Da Victoria Fuel Storage Annex | | AF Active | Praia da Victoria | 9 | 4,916 | 0 | 0 | 0 | 0 | 0 | 53 | 120.3 | 0 | 0 | 0 |
| Villa Nova Globecom Annex | | AF Active | Villa Nova | 1 | 13,533 | 0 | 0 | 0 | 0 | 0 | 99 | 4.2 | 0 | 0 | 0 |
| ** OTHER SITE(S): 11 | | | | 12 | 4,552 | 0 | 0 | 0 | 0 | 0 | 18 | 2.7 | 0 | 0 | 0 |
| Portugal Total: | | | | 430 | 2,824,416 | 0 | 0 | 1 | 88 | 0 | 1,445 | 1,165.0 | 805 | 91 | 618 |
| <u>Qatar</u> | | | | | | | | | | | | | | | |
| Al Udeid Air Base | | AF Active | Doha | 104 | 620,347 | 0 | 0 | 1 | 1,500 | 0 | 13,534 | 384.7 | 158 | 1 | 0 |
| Qatar Total: | | | | 104 | 620,347 | 0 | 0 | 1 | 1,500 | 0 | 13,534 | 384.7 | 158 | 1 | 0 |

* Sites having assets that are Federally funded (e.g., owned, lease, licence, permit) and State-owned interest.

** US Locations that do not meet criteria of at least ten (10) Acres AND at least \$10M PRV. US Territories and Non-US Locations that do not meet criteria of at least ten (10) Acres OR at least \$10M PRV.

DEPARTMENT OF DEFENSE - Air Force
Base Structure Report - As of 30 Sep 2006

| SITE | BRAC 2005 | COMPONENT | NAME NEAREST CITY | BUILDINGS | | | | | | ACRES OWNED | TOTAL ACRES | PRV (\$M) | MIL | CIV | OTHER |
|------------------------------------|--------------|-----------|-------------------------|--------------|-------------------|----------|----------------|------------|------------------|----------------|----------------|----------------|--------------|------------|--------------|
| | | | | OWNED | | LEASED | | OTHER | | | | | | | |
| | | | | COUNT | SQFT | COUNT | SQFT | COUNT | SQFT | | | | | | |
| Saint Helena | | | | | | | | | | | | | | | |
| Ascension Auxiliary Airfield | | AF Active | Ascension Island | 115 | 370,985 | 0 | 0 | 0 | 0 | 0 | 3,856 | 347.9 | 3 | 0 | 0 |
| Saint Helena Total: | | | | 115 | 370,985 | 0 | 0 | 0 | 0 | 0 | 3,856 | 347.9 | 3 | 0 | 0 |
| Singapore | | | | | | | | | | | | | | | |
| Sembawang Housing | | AF Active | Sembawang | 1 | 11,000 | 0 | 0 | 121 | 419,540 | | | 73.7 | 0 | 0 | 0 |
| Singapore Total: | | | | 1 | 11,000 | 0 | 0 | 121 | 419,540 | 0 | 0 | 73.7 | 0 | 0 | 0 |
| South Korea | | | | | | | | | | | | | | | |
| Camp Humphreys Communications Site | | AF Active | Pyong Taek | 0 | 0 | 0 | 0 | 21 | 177,456 | 19 | 19 | 40.7 | 0 | 0 | 0 |
| Camp Red Cloud Communications Site | | AF Active | Euijeongbu | 0 | 0 | 0 | 0 | 15 | 85,409 | 4 | 4 | 19.7 | 0 | 0 | 0 |
| Kimhae Storage Annex | | AF Active | Kimhae | 36 | 344,348 | 0 | 0 | 1 | 51,333 | 0 | 86 | 60.9 | 0 | 0 | 0 |
| Koon Ni Air Range | | AF Active | Koon Ni | 20 | 28,405 | 0 | 0 | 0 | 0 | 0 | 5,882 | 9.9 | 0 | 0 | 0 |
| Kunsan Air Base | | AF Active | Kunsan | 410 | 2,818,110 | 0 | 0 | 22 | 297,805 | 0 | 2,557 | 1,423.9 | 2,755 | 38 | 586 |
| Kwang-Ju Air Base | | AF Active | Kwangju | 96 | 615,865 | 0 | 0 | 2 | 24,207 | 0 | 313 | 244.0 | 480 | 0 | 17 |
| Osan | | AF Active | Song Tan | 458 | 5,234,865 | 6 | 272,559 | 48 | 854,945 | 0 | 1,788 | 2,241.1 | 5,268 | 170 | 1,219 |
| Osan Ni Ammunition Storage Annex | | AF Active | Osan | 20 | 74,115 | 0 | 0 | 0 | 0 | 0 | 603 | 30.4 | 0 | 0 | 0 |
| Pil-Sung Air Range | | AF Active | Sangori-Ni | 9 | 19,910 | 0 | 0 | 2 | 24,676 | 0 | 27 | 12.2 | 0 | 0 | 0 |
| Suwon Air Base | | AF Active | Suwon | 42 | 135,585 | 0 | 0 | 58 | 586,273 | 0 | 235 | 296.0 | 25 | 9 | 57 |
| Taegu Air Base | | AF Active | Taegu | 143 | 756,378 | 0 | 0 | 0 | 0 | 0 | 763 | 299.1 | 58 | 3 | 5 |
| Wonju Air Station | | AF Active | Wonju | 13 | 7,715 | 0 | 0 | 5 | 10,491 | 0 | 93 | 26.9 | 11 | 0 | 0 |
| ** OTHER SITE(S): 7 | | | | 5 | 22,255 | 0 | 0 | 19 | 74,085 | 1 | 9 | 16.3 | 27 | 1 | 10 |
| South Korea Total: | | | | 1,252 | 10,057,551 | 6 | 272,559 | 193 | 2,186,680 | 24 | 12,379 | 4,721.2 | 8,624 | 221 | 1,894 |
| Spain | | | | | | | | | | | | | | | |
| Moron AB | | AF Active | Moron de la Frontera | 152 | 806,141 | 0 | 0 | 1 | 12,726 | 0 | 2,811 | 538.9 | 143 | 9 | 11 |
| ** OTHER SITE(S): 1 | | | | 0 | 0 | 1 | 1,296 | 0 | 0 | | | 0.2 | 0 | 0 | 0 |
| Spain Total: | | | | 152 | 806,141 | 1 | 1,296 | 1 | 12,726 | 0 | 2,811 | 539.1 | 143 | 9 | 11 |
| Turkey | | | | | | | | | | | | | | | |
| Ankara Administration Office | | AF Active | Ankara | 20 | 144,609 | 0 | 0 | 0 | 0 | 0 | 24 | 29.1 | 38 | 1 | 3 |
| Batman Air Base | | AF Active | Batman | 0 | 0 | 0 | 0 | 13 | 28,176 | | | 20.3 | 0 | 0 | 0 |

* Sites having assets that are Federally funded (e.g., owned, lease, licence, permit) and State-owned interest.

** US Locations that do not meet criteria of at least ten (10) Acres AND at least \$10M PRV. US Territories and Non-US Locations that do not meet criteria of at least ten (10) Acres OR at least \$10M PRV.

DEPARTMENT OF DEFENSE - Air Force
Base Structure Report - As of 30 Sep 2006

| SITE | BRAC 2005 | COMPONENT | NAME NEAREST CITY | BUILDINGS | | | | | | ACRES OWNED | TOTAL ACRES | PRV (\$M) | MIL | CIV | OTHER |
|---|--------------|-----------|-------------------------|------------|------------------|-----------|----------------|------------|----------------|----------------|----------------|----------------|--------------|------------|------------|
| | | | | OWNED | | LEASED | | OTHER | | | | | | | |
| | | | | COUNT | SQFT | COUNT | SQFT | COUNT | SQFT | | | | | | |
| Cigli Air Base | | AF Active | Izmir | 3 | 9,027 | 0 | 0 | 16 | 139,100 | | 23.0 | 0 | 0 | 0 | |
| Incirlik AB | | AF Active | Incirlik | 639 | 3,630,428 | 0 | 0 | 68 | 210,761 | 0 | 3,337 | 1,236.1 | 1,444 | 121 | 142 |
| Izmir Air Station | | AF Active | Izmir | 4 | 7,741 | 5 | 64,633 | 0 | 0 | 0 | 1 | 11.5 | 152 | 10 | 48 |
| Izmir Storage Annex No 2 | | AF Active | Izmir | 15 | 8,066 | 13 | 122,574 | 0 | 0 | 0 | 16 | 29.3 | 0 | 0 | 0 |
| Mus Air Base | | AF Active | Mus | 11 | 22,011 | 0 | 0 | 1 | 3,228 | | 14.9 | 0 | 0 | 0 | 0 |
| Yumurtalik Petroleum Prod Storage Annex | | AF Active | Yumurtalik | 5 | 7,623 | 0 | 0 | 0 | 0 | 0 | 142 | 34.3 | 1 | 0 | 2 |
| ** OTHER SITE(S): 11 | | | | 9 | 96,620 | 5 | 35,394 | 2 | 32,280 | 0 | 1 | 23.1 | 0 | 0 | 0 |
| Turkey Total: | | | | 706 | 3,926,125 | 23 | 222,601 | 100 | 413,545 | 0 | 3,521 | 1,421.5 | 1,635 | 132 | 195 |
| United Arab Emirates | | | | | | | | | | | | | | | |
| Al Dhafra AB | | AF Active | Abu Dhabi | | | | | | | 0 | 11,370 | 30.5 | 37 | 3 | 0 |
| United Arab Emirates Total: | | | | 0 | 0 | 0 | 0 | 0 | 0 | 0 | 11,370 | 30.5 | 37 | 3 | 0 |
| United Kingdom | | | | | | | | | | | | | | | |
| Beck Row Fhg | | AF Active | Yildenhall | 0 | 0 | 112 | 144,751 | 0 | 0 | 0 | 10 | 17.0 | 0 | 0 | 0 |
| Eriswell Family Housing Annex | | AF Active | Eriswell | 0 | 0 | 143 | 719,151 | 1 | 4,032 | 0 | 62 | 87.1 | 0 | 0 | 0 |
| Lynn Wood Family Housing | | AF Active | Thetford | 0 | 0 | 98 | 205,804 | 0 | 0 | 0 | 22 | 24.8 | 0 | 0 | 0 |
| Newmarket Fam Hsg Anx No 3 | | AF Active | New Market | 0 | 0 | 140 | 399,140 | 0 | 0 | 0 | 35 | 48.9 | 0 | 0 | 0 |
| RAF Alconbury | | AF Active | Alconbury | 186 | 1,104,109 | 0 | 0 | 16 | 183,890 | 0 | 203 | 327.5 | 172 | 46 | 0 |
| RAF Barford St John Transmitter Annex | | AF Active | Barford | 3 | 30,501 | 0 | 0 | 1 | 2,100 | 0 | 476 | 22.0 | 0 | 0 | 0 |
| RAF Bicester | | AF Active | Bicester | 255 | 224,320 | 0 | 0 | 80 | 97,754 | 0 | 35 | 43.8 | 0 | 0 | 0 |
| RAF Chelveston Fam Hsg Anx | | AF Active | Rushden | 22 | 79,272 | 0 | 0 | 0 | 0 | 0 | 17 | 13.5 | 0 | 0 | 0 |
| RAF Croughton | | AF Active | Croughton | 127 | 679,354 | 0 | 0 | 19 | 160,060 | 0 | 694 | 268.1 | 300 | 34 | 0 |
| RAF Ely Family Housing Annex | | AF Active | Ely | 0 | 0 | 0 | 0 | 66 | 164,182 | 0 | 5 | 48.2 | 0 | 0 | 0 |
| RAF Fairford | | AF Active | Fairford | 90 | 419,147 | 0 | 0 | 103 | 689,425 | 0 | 1,170 | 581.1 | 241 | 23 | 0 |
| RAF Feltwell | | AF Active | Feltwell | 17 | 249,146 | 0 | 0 | 178 | 928,522 | 0 | 332 | 254.8 | 52 | 2 | 1 |
| RAF Lakenheath | | AF Active | Lakenheath | 401 | 3,025,441 | 0 | 0 | 217 | 1,199,712 | 0 | 2,006 | 1,818.1 | 4,861 | 254 | 0 |
| RAF Mildenhall | | AF Active | Mildenhall | 310 | 1,801,135 | 0 | 0 | 158 | 1,340,823 | 0 | 1,123 | 1,149.3 | 3,736 | 214 | 4 |
| RAF Mildenhall Ammo Stor Anx | | AF Active | Mildenhall | 19 | 19,701 | 0 | 0 | 0 | 0 | 0 | 36 | 5.9 | 0 | 0 | 0 |
| RAF Molesworth | | AF Active | Thrapston | 33 | 176,726 | 0 | 0 | 30 | 350,819 | 0 | 659 | 180.4 | 307 | 2 | 0 |
| RAF Molesworth Storage Anx No 12 | | AF Active | Molesworth | 2 | 30,988 | 0 | 0 | 0 | 0 | 0 | 37 | 9.3 | 154 | 121 | 0 |

* Sites having assets that are Federally funded (e.g., owned, lease, licence, permit) and State-owned interest.

** US Locations that do not meet criteria of at least ten (10) Acres AND at least \$10M PRV. US Territories and Non-US Locations that do not meet criteria of at least ten (10) Acres OR at least \$10M PRV.

DEPARTMENT OF DEFENSE - Air Force
Base Structure Report - As of 30 Sep 2006

| SITE | BRAC 2005 | COMPONENT | NAME NEAREST CITY | BUILDINGS | | | | | | ACRES OWNED | TOTAL ACRES | PRV (\$M) | MIL | CIV | OTHER |
|---|--------------|-----------|-------------------------|---------------|--------------------|--------------|-------------------|--------------|-------------------|------------------|------------------|------------------|----------------|----------------|---------------|
| | | | | OWNED | | LEASED | | OTHER | | | | | | | |
| | | | | COUNT | SQFT | COUNT | SQFT | COUNT | SQFT | | | | | | |
| RAF Shepherds Grove Family Housing Annex | | AF Active | Stanton | 34 | 64,338 | 0 | 0 | 1 | 7,718 | 0 | 18 | 13.7 | 0 | 0 | 0 |
| RAF Upwood | | AF Active | Upwood | 3 | 54,203 | 0 | 0 | 40 | 47,071 | 0 | 22 | 26.7 | 43 | 1 | 0 |
| RAF Welford Ammo Stor Area | | AF Active | Newbury Berkshire | 77 | 231,487 | 0 | 0 | 209 | 536,429 | 0 | 806 | 298.5 | 0 | 0 | 0 |
| ** OTHER SITE(S): 26 | | | | 27 | 67,436 | 105 | 146,297 | 82 | 129,311 | 0 | 48 | 61.1 | 7 | 1 | 0 |
| United Kingdom Total: | | | | 1,606 | 8,257,304 | 598 | 1,615,143 | 1,201 | 5,841,848 | 0 | 7,816 | 5,299.6 | 9,873 | 698 | 5 |
| Overseas Total: | | | | 8,152 | 47,498,244 | 1,129 | 4,226,650 | 6,620 | 66,298,179 | 824 | 330,205 | 40,669.6 | 54,579 | 3,581 | 9,443 |
| Worldwide Totals By Reporting Component: | | | | 81,172 | 598,541,562 | 2,507 | 13,756,458 | 7,043 | 69,381,112 | 5,970,286 | 9,853,804 | 228,134.5 | 473,925 | 144,576 | 10,891 |

* Sites having assets that are Federally funded (e.g., owned, lease, licence, permit) and State-owned interest.

** US Locations that do not meet criteria of at least ten (10) Acres AND at least \$10M PRV. US Territories and Non-US Locations that do not meet criteria of at least ten (10) Acres OR at least \$10M PRV.

DEPARTMENT OF DEFENSE - Marine Corps

Base Structure Report - As of 30 Sep 2006

| SITE | BRAC 2005 | COMPONENT | NAME NEAREST CITY | BUILDINGS | | | | | | ACRES OWNED | TOTAL ACRES | PRV (\$M) | MIL | CIV | OTHER |
|------------------------------------|--------------|---------------|-------------------------|--------------|-------------------|------------|----------------|--------------|------------------|------------------|------------------|-----------------|---------------|--------------|------------|
| | | | | OWNED | | LEASED | | OTHER | | | | | | | |
| | | | | COUNT | SQFT | COUNT | SQFT | COUNT | SQFT | | | | | | |
| Alabama | | | | | | | | | | | | | | | |
| ** OTHER SITE(S): 2 | | | | 9 | 45,549 | 1 | 200 | 0 | 0 | 14 | 16 | 8.4 | 344 | 0 | 0 |
| Alabama Total: | | | | 9 | 45,549 | 1 | 200 | 0 | 0 | 14 | 16 | 8.4 | 344 | 0 | 0 |
| Arizona | | | | | | | | | | | | | | | |
| Housing | | Marine Active | Yuma | 0 | 0 | 0 | 0 | 98 | 419,626 | 145 | 145 | 63.0 | 0 | 0 | 0 |
| Hsg-Off Base FY 81 | | Marine Active | Yuma | 0 | 0 | 0 | 0 | 54 | 182,716 | 23 | 23 | 63.8 | 0 | 0 | 0 |
| MCAS Yuma | R | Marine Active | Yuma | 306 | 2,758,714 | 0 | 0 | 7 | 7,423 | 7,017 | 8,492 | 1,171.7 | 3,497 | 424 | 0 |
| ** OTHER SITE(S): 8 | | | | 66 | 193,863 | 0 | 0 | 194 | 601,191 | 691,759 | 691,759 | 192.4 | 0 | 0 | 0 |
| Arizona Total: | | | | 372 | 2,952,577 | 0 | 0 | 353 | 1,210,956 | 698,944 | 700,419 | 1,490.9 | 3,497 | 424 | 0 |
| California | | | | | | | | | | | | | | | |
| Choc Mt Arial Gnry Rng | | Marine Active | Niland | 5 | 41,028 | 0 | 0 | 0 | 0 | 459,506 | 459,506 | 18.2 | 0 | 0 | 0 |
| LIFOC | | Marine Active | Irvine | 226 | 2,585,327 | 0 | 0 | 0 | 0 | 940 | 940 | 711.2 | 0 | 0 | 0 |
| MCAGCC Twentynine Palms | | Marine Active | Twentynine Palms | 494 | 4,886,271 | 0 | 0 | 47 | 88,313 | 605,269 | 605,491 | 2,455.0 | 9,539 | 821 | 0 |
| MCAS Camp Pendleton | R | Marine Active | Camp Pendleton | 74 | 902,960 | 0 | 0 | 0 | 0 | 411 | 411 | 409.8 | 5,219 | 61 | 0 |
| MCAS Miramar | R | Marine Active | San Diego | 471 | 5,660,282 | 0 | 0 | 4 | 11,579 | 22,638 | 22,941 | 3,045.1 | 11,349 | 426 | 0 |
| MCAS Tustin | | Marine Active | Tustin | 100 | 1,264,307 | 0 | 0 | 0 | 0 | 304 | 304 | 526.7 | 0 | 0 | 0 |
| MCB Camp Pendleton | R | Marine Active | Camp Pendleton | 15 | 591,633 | 0 | 0 | 2 | 12,000 | 126,749 | 126,749 | 197.8 | 33,189 | 7,530 | 641 |
| MCRD San Diego | | Marine Active | San Diego | 133 | 2,571,724 | 0 | 0 | 0 | 0 | 433 | 433 | 657.8 | 1,792 | 305 | 61 |
| MWTC Bridgeport | | Marine Active | Bridgeport | 45 | 298,137 | 0 | 0 | 0 | 0 | 0 | 60,513 | 101.3 | 181 | 29 | 9 |
| Nebo Area | R | Marine Active | Barstow | 293 | 2,636,747 | 0 | 0 | 1 | 420 | 1,286 | 1,286 | 609.1 | 0 | 0 | 0 |
| Vista Del Sol | | Marine Active | Twentynine Palms | 0 | 0 | 241 | 806,975 | 0 | 0 | 0 | 111 | 92.7 | 0 | 0 | 0 |
| Yermo Area | | Marine Active | Barstow | 90 | 1,908,351 | 0 | 0 | 3 | 4,744 | 1,681 | 1,681 | 623.8 | 113 | 429 | 125 |
| ** OTHER SITE(S): 47 | | | | 2,721 | 19,706,131 | 0 | 0 | 2,130 | 8,668,351 | 2,598 | 2,625 | 6,768.8 | 826 | 0 | 0 |
| California Total: | | | | 4,667 | 43,052,898 | 241 | 806,975 | 2,187 | 8,785,407 | 1,221,814 | 1,282,991 | 16,217.2 | 62,208 | 9,601 | 836 |
| District of Columbia | | | | | | | | | | | | | | | |
| Marine Barracks | | Marine Active | Washington, DC | 10 | 277,477 | 0 | 0 | 0 | 0 | 12 | 12 | 93.5 | 934 | 58 | 0 |
| District of Columbia Total: | | | | 10 | 277,477 | 0 | 0 | 0 | 0 | 12 | 12 | 93.5 | 934 | 58 | 0 |

* Sites having assets that are Federally funded (e.g., owned, lease, licence, permit) and State-owned interest.

** US Locations that do not meet criteria of at least ten (10) Acres AND at least \$10M PRV. US Territories and Non-US Locations that do not meet criteria of at least ten (10) Acres OR at least \$10M PRV.

DEPARTMENT OF DEFENSE - Marine Corps

Base Structure Report - As of 30 Sep 2006

| SITE | BRAC 2005 | COMPONENT | NAME NEAREST CITY | BUILDINGS | | | | | | ACRES OWNED | TOTAL ACRES | PRV (\$M) | MIL | CIV | OTHER |
|------------------------|--------------|---------------|-------------------------|--------------|------------------|----------|--------------|-----------|----------------|----------------|----------------|----------------|--------------|--------------|--------------|
| | | | | OWNED | | LEASED | | OTHER | | | | | | | |
| | | | | COUNT | SQFT | COUNT | SQFT | COUNT | SQFT | | | | | | |
| Florida | | | | | | | | | | | | | | | |
| Blount Island Jax Fl | | Marine Active | Jacksonville | 29 | 693,834 | 0 | 0 | 0 | 0 | 1,236 | 1,390 | 200.4 | 90 | 105 | 0 |
| ** OTHER SITE(S): 2 | | | | 6 | 31,027 | 0 | 0 | 0 | 0 | 111 | 130 | 9.0 | 159 | 0 | 0 |
| Florida Total: | | | | 35 | 724,861 | 0 | 0 | 0 | 0 | 1,346 | 1,520 | 209.4 | 249 | 105 | 0 |
| Georgia | | | | | | | | | | | | | | | |
| Housing Area No 1 | | Marine Active | Albany | 189 | 367,120 | 0 | 0 | 0 | 0 | 78 | 78 | 28.8 | 0 | 0 | 0 |
| MCLB Albany | R | Marine Active | Albany | 351 | 6,412,211 | 0 | 0 | 0 | 0 | 3,619 | 3,619 | 930.5 | 619 | 3,061 | 1,112 |
| ** OTHER SITE(S): 5 | | | | 9 | 73,568 | 1 | 1,219 | 0 | 0 | 5,183 | 5,460 | 13.1 | 298 | 0 | 0 |
| Georgia Total: | | | | 549 | 6,852,899 | 1 | 1,219 | 0 | 0 | 8,880 | 9,157 | 972.4 | 917 | 3,061 | 1,112 |
| Hawaii | | | | | | | | | | | | | | | |
| Housing | | Marine Active | Kaneohe | 656 | 1,796,340 | 0 | 0 | 54 | 417,060 | 123 | 123 | 439.0 | 0 | 0 | 0 |
| Kaneohe Bay MCB | | Marine Active | Kaneohe | 540 | 4,696,188 | 0 | 0 | 0 | 0 | 2,828 | 2,832 | 2,281.8 | 5,887 | 634 | 0 |
| MCB Camp Smith | | Marine Active | Honolulu | 61 | 952,442 | 0 | 0 | 0 | 0 | 221 | 221 | 372.0 | 1,303 | 137 | 23 |
| Pearl City Annex | | Marine Active | Pearl City | 6 | 254,960 | 0 | 0 | 0 | 0 | 27 | 27 | 44.0 | 0 | 0 | 0 |
| Puuloa-Oahu | | Marine Active | Ewa Beach | 21 | 58,437 | 0 | 0 | 0 | 0 | 140 | 140 | 27.4 | 0 | 0 | 0 |
| ** OTHER SITE(S): 5 | | | | 683 | 2,216,163 | 0 | 0 | 0 | 0 | 1,335 | 1,338 | 378.3 | 0 | 0 | 0 |
| Hawaii Total: | | | | 1,967 | 9,974,530 | 0 | 0 | 54 | 417,060 | 4,673 | 4,680 | 3,542.6 | 7,190 | 771 | 23 |
| Illinois | | | | | | | | | | | | | | | |
| ** OTHER SITE(S): 1 | | | | 1 | 28,438 | 0 | 0 | 0 | 0 | 0 | 4 | 8.1 | 263 | 0 | 0 |
| Illinois Total: | | | | 1 | 28,438 | 0 | 0 | 0 | 0 | 0 | 4 | 8.1 | 263 | 0 | 0 |
| Indiana | | | | | | | | | | | | | | | |
| ** OTHER SITE(S): 1 | | | | 1 | 19,198 | 0 | 0 | 0 | 0 | 0 | 4 | 3.5 | 145 | 0 | 0 |
| Indiana Total: | | | | 1 | 19,198 | 0 | 0 | 0 | 0 | 0 | 4 | 3.5 | 145 | 0 | 0 |
| Louisiana | | | | | | | | | | | | | | | |
| ** OTHER SITE(S): 2 | | | | 1 | 37,349 | 0 | 0 | 0 | 0 | 7 | 15 | 7.3 | 62 | 0 | 0 |

* Sites having assets that are Federally funded (e.g., owned, lease, licence, permit) and State-owned interest.

** US Locations that do not meet criteria of at least ten (10) Acres AND at least \$10M PRV. US Territories and Non-US Locations that do not meet criteria of at least ten (10) Acres OR at least \$10M PRV.

DEPARTMENT OF DEFENSE - Marine Corps

Base Structure Report - As of 30 Sep 2006

| SITE | BRAC 2005 | COMPONENT | NAME NEAREST CITY | BUILDINGS | | | | | | ACRES OWNED | TOTAL ACRES | PRV (\$M) | MIL | CIV | OTHER |
|------------------------------|--------------|----------------|-----------------------------|------------|----------------|----------|---------------|------------|----------------|----------------|----------------|--------------|--------------|------------|----------|
| | | | | OWNED | | LEASED | | OTHER | | | | | | | |
| | | | | COUNT | SQFT | COUNT | SQFT | COUNT | SQFT | | | | | | |
| | | | Louisiana Total: | 1 | 37,349 | 0 | 0 | 0 | 0 | 7 | 15 | 7.3 | 62 | 0 | 0 |
| <u>Maryland</u> | | | | | | | | | | | | | | | |
| ** OTHER SITE(S): 1 | | | | 3 | 45,082 | 0 | 0 | 0 | 0 | 9 | 9 | 9.8 | 253 | 0 | 0 |
| | | | Maryland Total: | 3 | 45,082 | 0 | 0 | 0 | 0 | 9 | 9 | 9.8 | 253 | 0 | 0 |
| <u>Massachusetts</u> | | | | | | | | | | | | | | | |
| Chicopee Hsng | | Marine Reserve | Chicopee | 153 | 594,798 | 0 | 0 | 0 | 0 | 84 | 84 | 72.0 | 601 | 0 | 0 |
| Westover MCRC | | Marine Reserve | Chicopee | 1 | 51,247 | 0 | 0 | 0 | 0 | 12 | 12 | 12.0 | 0 | 0 | 0 |
| | | | Massachusetts Total: | 154 | 646,045 | 0 | 0 | 0 | 0 | 95 | 95 | 84.0 | 601 | 0 | 0 |
| <u>Michigan</u> | | | | | | | | | | | | | | | |
| ** OTHER SITE(S): 2 | | | | 1 | 7,000 | 0 | 0 | 1 | 6,720 | 0 | 5 | 2.2 | 536 | 0 | 0 |
| | | | Michigan Total: | 1 | 7,000 | 0 | 0 | 1 | 6,720 | 0 | 5 | 2.2 | 536 | 0 | 0 |
| <u>Missouri</u> | | | | | | | | | | | | | | | |
| PPV Housing | | Marine Reserve | Belton | 0 | 0 | 0 | 0 | 234 | 611,104 | 0 | 47 | 57.3 | 0 | 0 | 0 |
| Richards Gebaur Ars | | Marine Reserve | Kansas City | 29 | 350,473 | 1 | 20,402 | 0 | 0 | 66 | 100 | 83.9 | 0 | 0 | 0 |
| ** OTHER SITE(S): 1 | | | | 5 | 3,777 | 0 | 0 | 0 | 0 | 34 | 35 | 6.2 | 1,268 | 192 | 0 |
| | | | Missouri Total: | 34 | 354,250 | 1 | 20,402 | 234 | 611,104 | 101 | 182 | 147.4 | 1,268 | 192 | 0 |
| <u>New York</u> | | | | | | | | | | | | | | | |
| MCRC Brooklyn | | Marine Reserve | New York City | 3 | 121,614 | 0 | 0 | 0 | 0 | 72 | 72 | 47.5 | 0 | 0 | 0 |
| MCRC Syracuse | | Marine Reserve | Syracuse | 6 | 28,244 | 0 | 0 | 0 | 0 | 263 | 264 | 13.5 | 147 | 0 | 0 |
| ** OTHER SITE(S): 3 | | | | 14 | 251,507 | 0 | 0 | 219 | 349,647 | 7 | 7 | 130.4 | 1,847 | 41 | 0 |
| | | | New York Total: | 23 | 401,365 | 0 | 0 | 219 | 349,647 | 342 | 343 | 191.4 | 1,994 | 41 | 0 |
| <u>North Carolina</u> | | | | | | | | | | | | | | | |
| ALF Bogue | | Marine Active | Bogue | 25 | 48,437 | 0 | 0 | 0 | 0 | 837 | 837 | 29.7 | 0 | 0 | 0 |
| Camp Lejeune | R | Marine Active | Camp Lejeune | 10 | 519,426 | 1 | 8,000 | 0 | 0 | 82,674 | 114,801 | 149.6 | 37,594 | 4,990 | 439 |
| Cherry Point | R | Marine Active | Cherry Point | 445 | 6,086,460 | 0 | 0 | 0 | 0 | 12,161 | 12,197 | 1,927.6 | 7,731 | 4,812 | 0 |
| Greater Sandy Run Area | | Marine Active | Camp Lejeune | 21 | 27,124 | 0 | 0 | 0 | 0 | 40,126 | 40,564 | 28.9 | 0 | 0 | 0 |

* Sites having assets that are Federally funded (e.g., owned, lease, licence, permit) and State-owned interest.

** US Locations that do not meet criteria of at least ten (10) Acres AND at least \$10M PRV. US Territories and Non-US Locations that do not meet criteria of at least ten (10) Acres OR at least \$10M PRV.

DEPARTMENT OF DEFENSE - Marine Corps

Base Structure Report - As of 30 Sep 2006

| SITE | BRAC 2005 | COMPONENT | NAME NEAREST CITY | BUILDINGS | | | | | | ACRES OWNED | TOTAL ACRES | PRV (\$M) | MIL | CIV | OTHER |
|------------------------------|--------------|----------------|-------------------------|--------------|-------------------|----------|--------------|--------------|------------------|----------------|----------------|----------------|---------------|--------------|------------|
| | | | | OWNED | | LEASED | | OTHER | | | | | | | |
| | | | | COUNT | SQFT | COUNT | SQFT | COUNT | SQFT | | | | | | |
| Housing | | Marine Active | Cherry Point | 436 | 704,795 | 0 | 0 | 0 | 0 | 930 | 930 | 137.0 | 0 | 0 | 0 |
| MCAS New River | R | Marine Active | Camp Lejeune | 325 | 2,954,057 | 0 | 0 | 0 | 0 | 2,773 | 3,728 | 946.6 | 5,627 | 186 | 0 |
| Oak Grove | | Marine Active | Pollockville | 5 | 5,560 | 0 | 0 | 0 | 0 | 976 | 976 | 40.4 | 0 | 0 | 0 |
| OLF Atlantic | | Marine Active | Atlantic | 8 | 18,681 | 0 | 0 | 0 | 0 | 1,469 | 1,473 | 47.1 | 0 | 0 | 0 |
| Point of Marsh Target | | Marine Active | Atlantic | 7 | 20,058 | 0 | 0 | 0 | 0 | 12,460 | 12,460 | 12.3 | 0 | 0 | 0 |
| ** OTHER SITE(S): 21 | | | | 3,351 | 21,416,414 | 1 | 81 | 2,222 | 4,737,301 | 221 | 247 | 5,346.9 | 295 | 1 | 0 |
| North Carolina Total: | | | | 4,633 | 31,801,012 | 2 | 8,081 | 2,222 | 4,737,301 | 154,628 | 188,214 | 8,666.1 | 51,247 | 9,989 | 439 |
| Ohio | | | | | | | | | | | | | | | |
| MCRC Brook Park | | Marine Reserve | Brook Park | 4 | 55,186 | 0 | 0 | 0 | 0 | 11 | 11 | 11.6 | 208 | 0 | 0 |
| Ohio Total: | | | | 4 | 55,186 | 0 | 0 | 0 | 0 | 11 | 11 | 11.6 | 208 | 0 | 0 |
| Pennsylvania | | | | | | | | | | | | | | | |
| ** OTHER SITE(S): 4 | | | | 10 | 133,044 | 0 | 0 | 0 | 0 | 3 | 11 | 33.0 | 543 | 0 | 0 |
| Pennsylvania Total: | | | | 10 | 133,044 | 0 | 0 | 0 | 0 | 3 | 11 | 33.0 | 543 | 0 | 0 |
| Puerto Rico | | | | | | | | | | | | | | | |
| MCRC San Juan | | Marine Reserve | San Juan | 4 | 111,421 | 0 | 0 | 0 | 0 | 23 | 23 | 47.6 | 0 | 0 | 0 |
| Puerto Rico Total: | | | | 4 | 111,421 | 0 | 0 | 0 | 0 | 23 | 23 | 47.6 | 0 | 0 | 0 |
| South Carolina | | | | | | | | | | | | | | | |
| L B Housing | | Marine Active | Laurel Bay | 11 | 56,691 | 0 | 0 | 1 | 38,923 | 753 | 753 | 59.8 | 0 | 0 | 0 |
| Laurel Bay | | Marine Active | Laurel Bay | 3 | 33,835 | 0 | 0 | 0 | 0 | 324 | 324 | 13.5 | 0 | 0 | 0 |
| MCAS Beaufort | R | Marine Active | Beaufort | 285 | 2,462,120 | 1 | 100 | 1 | 703 | 5,773 | 6,349 | 1,107.3 | 3,880 | 1,322 | 0 |
| MCRD Beaufort Parris Island | | Marine Active | Parris Island | 314 | 3,501,288 | 0 | 0 | 1 | 1,609 | 8,036 | 8,069 | 943.3 | 2,328 | 443 | 0 |
| ** OTHER SITE(S): 6 | | | | 10 | 42,228 | 0 | 0 | 1,571 | 2,089,317 | 150 | 165 | 237.4 | 141 | 0 | 0 |
| South Carolina Total: | | | | 623 | 6,096,162 | 1 | 100 | 1,574 | 2,130,552 | 15,036 | 15,660 | 2,361.2 | 6,349 | 1,765 | 0 |
| Tennessee | | | | | | | | | | | | | | | |
| ** OTHER SITE(S): 1 | | | | 3 | 26,056 | 0 | 0 | 0 | 0 | 6 | 6 | 5.8 | 188 | 10 | 0 |
| Tennessee Total: | | | | 3 | 26,056 | 0 | 0 | 0 | 0 | 6 | 6 | 5.8 | 188 | 10 | 0 |

* Sites having assets that are Federally funded (e.g., owned, lease, licence, permit) and State-owned interest.

** US Locations that do not meet criteria of at least ten (10) Acres AND at least \$10M PRV. US Territories and Non-US Locations that do not meet criteria of at least ten (10) Acres OR at least \$10M PRV.

DEPARTMENT OF DEFENSE - Marine Corps

Base Structure Report - As of 30 Sep 2006

| SITE | BRAC 2005 | COMPONENT | NAME NEAREST CITY | BUILDINGS | | | | | | ACRES OWNED | TOTAL ACRES | PRV (\$M) | MIL | CIV | OTHER |
|---------------------------------|--------------|---------------|-------------------------|---------------|--------------------|------------|----------------|--------------|-------------------|------------------|------------------|-----------------|----------------|---------------|--------------|
| | | | | OWNED | | LEASED | | OTHER | | | | | | | |
| | | | | COUNT | SQFT | COUNT | SQFT | COUNT | SQFT | | | | | | |
| <u>Texas</u> | | | | | | | | | | | | | | | |
| ** OTHER SITE(S): 2 | | | | 4 | 48,407 | 0 | 0 | 0 | 0 | 55 | 462 | 9.4 | 188 | 0 | 0 |
| Texas Total: | | | | 4 | 48,407 | 0 | 0 | 0 | 0 | 55 | 462 | 9.4 | 188 | 0 | 0 |
| <u>Virginia</u> | | | | | | | | | | | | | | | |
| Camp Upshur | | Marine Active | Quantico | 64 | 198,771 | 0 | 0 | 0 | 0 | 10 | 10 | 34.8 | 0 | 0 | 0 |
| Henderson Hall Arlington | R | Marine Active | Arlington | 9 | 105,820 | 0 | 0 | 0 | 0 | 24 | 24 | 99.0 | 2,659 | 623 | 17 |
| Quantico | R | Marine Active | Quantico | 263 | 4,902,644 | 0 | 0 | 0 | 0 | 55,308 | 60,172 | 1,354.0 | 4,979 | 2,742 | 78 |
| ** OTHER SITE(S): 10 | | | | 196 | 1,357,425 | 0 | 0 | 527 | 1,232,271 | 16 | 16 | 755.9 | 328 | 0 | 0 |
| Virginia Total: | | | | 532 | 6,564,660 | 0 | 0 | 527 | 1,232,271 | 55,358 | 60,222 | 2,243.8 | 7,966 | 3,365 | 95 |
| <u>Washington</u> | | | | | | | | | | | | | | | |
| ** OTHER SITE(S): 1 | | | | 4 | 28,971 | 0 | 0 | 0 | 0 | 12 | 12 | 6.8 | 118 | 0 | 0 |
| Washington Total: | | | | 4 | 28,971 | 0 | 0 | 0 | 0 | 12 | 12 | 6.8 | 118 | 0 | 0 |
| <u>Wisconsin</u> | | | | | | | | | | | | | | | |
| ** OTHER SITE(S): 1 | | | | | | | | | | 0 | 155 | 0.0 | 206 | 0 | 0 |
| Wisconsin Total: | | | | 0 | 0 | 0 | 0 | 0 | 0 | 0 | 155 | 0.0 | 206 | 0 | 0 |
| US/US Territories Total: | | | | 13,644 | 110,284,438 | 247 | 836,977 | 7,371 | 19,481,018 | 2,161,369 | 2,264,227 | 36,373.3 | 147,474 | 29,382 | 2,505 |

* Sites having assets that are Federally funded (e.g., owned, lease, licence, permit) and State-owned interest.

** US Locations that do not meet criteria of at least ten (10) Acres AND at least \$10M PRV. US Territories and Non-US Locations that do not meet criteria of at least ten (10) Acres OR at least \$10M PRV.

DEPARTMENT OF DEFENSE - Marine Corps

Base Structure Report - As of 30 Sep 2006

| SITE | BRAC 2005 | COMPONENT | NAME NEAREST CITY | BUILDINGS | | | | | | ACRES OWNED | TOTAL ACRES | PRV (\$M) | MIL | CIV | OTHER |
|----------------------------|--------------|---------------|-------------------------|--------------|-------------------|----------|----------|--------------|-------------------|----------------|----------------|----------------|---------------|--------------|------------|
| | | | | OWNED | | LEASED | | OTHER | | | | | | | |
| | | | | COUNT | SQFT | COUNT | SQFT | COUNT | SQFT | | | | | | |
| Japan | | | | | | | | | | | | | | | |
| Asp 2-6022 | | Marine Active | Koza | 5 | 8,000 | 0 | 0 | 0 | 0 | 0 | 635 | 8.6 | 0 | 0 | 0 |
| Camp Courtney-6029 | | Marine Active | Tengan | 85 | 309,696 | 0 | 0 | 129 | 1,775,175 | 0 | 331 | 485.9 | 3,015 | 1 | 0 |
| Camp Foster-6044 | | Marine Active | Zukeran | 1,466 | 3,566,454 | 0 | 0 | 267 | 4,599,723 | 0 | 1,586 | 1,847.6 | 41 | 11 | 35 |
| Camp Fuji Japan-3127 | | Marine Active | Camp Fuji | 40 | 70,237 | 0 | 0 | 45 | 542,257 | 0 | 291 | 217.6 | 52 | 106 | 0 |
| Camp Gonsalves | | Marine Active | Henoko Okinawa | 22 | 17,881 | 0 | 0 | 2 | 27,516 | 0 | 19,356 | 16.5 | 0 | 0 | 0 |
| Camp Hansen-6011 | | Marine Active | Onna Okinawa | 138 | 598,896 | 0 | 0 | 129 | 2,776,018 | 0 | 12,647 | 1,027.2 | 846 | 3,131 | 1 |
| Camp Kinser-6056 | | Marine Active | Makiminato Okinawa | 163 | 3,430,435 | 0 | 0 | 116 | 3,354,575 | 0 | 676 | 1,378.7 | 5,095 | 0 | 0 |
| Camp Lester-6043 | | Marine Active | Chatan Okinawa | 163 | 645,875 | 0 | 0 | 75 | 528,894 | 0 | 169 | 322.9 | 0 | 0 | 0 |
| Camp Mctureous-6031 | | Marine Active | Tengan | 7 | 89,207 | 0 | 0 | 91 | 737,452 | 0 | 94 | 199.1 | 0 | 0 | 0 |
| Camp Schwab-6009 | | Marine Active | Henoko Okinawa | 93 | 328,691 | 0 | 0 | 42 | 1,069,813 | 0 | 5,097 | 443.3 | 1,777 | 0 | 0 |
| Fuji Maneuver Ja-3183 | | Marine Active | Camp Fuji | | | | | | | 0 | 33,091 | 0.0 | 0 | 0 | 0 |
| Gimbaru Trn Area-6017 | | Marine Active | Onna Okinawa | 2 | 1,968 | 0 | 0 | 1 | 190 | 0 | 149 | 1.3 | 0 | 0 | 0 |
| Henoko Ammo Area-6010 | | Marine Active | Henoko Okinawa | 50 | 133,365 | 0 | 0 | 3 | 93,020 | 0 | 300 | 99.9 | 0 | 0 | 0 |
| Housing | | Marine Active | Iwakuni | 4 | 4,137 | 0 | 0 | 25 | 243,315 | 0 | 36 | 34.9 | 0 | 0 | 0 |
| Ie Jima Aux Airfield | | Marine Active | Henoko Okinawa | 11 | 26,056 | 0 | 0 | 5 | 9,729 | 0 | 1,981 | 19.2 | 9 | 0 | 3 |
| Iwakuni | | Marine Active | Iwakuni | 222 | 887,592 | 0 | 0 | 186 | 3,443,223 | 0 | 1,512 | 1,552.6 | 1,233 | 1,513 | 816 |
| Iwakuni Rest Sea Area | | Marine Active | Iwakuni | | | | | | | 0 | 5,156 | 0.0 | 0 | 0 | 0 |
| Kin Blue Beach-6020 | | Marine Active | Onna Okinawa | | | | | | | 0 | 94 | 1.3 | 0 | 0 | 0 |
| MCAS Futenma-6051 | | Marine Active | Futemma Okinawa | 227 | 1,097,287 | 0 | 0 | 51 | 868,432 | 0 | 1,184 | 753.0 | 4,698 | 48 | 0 |
| Monzen Housing Area | | Marine Active | Iwakuni | 4 | 1,184 | 0 | 0 | 56 | 470,078 | 0 | 32 | 103.2 | 0 | 0 | 0 |
| Yomitan-6027 | | Marine Active | Sobe Okinawa | | | | | | | 0 | 467 | 0.0 | 0 | 0 | 0 |
| ** OTHER SITE(S): 7 | | | | 0 | 0 | 0 | 0 | 12 | 28,172 | 0 | 23 | 10.1 | 0 | 0 | 0 |
| Japan Total: | | | | 2,702 | 11,216,961 | 0 | 0 | 1,235 | 20,567,582 | 0 | 84,907 | 8,522.9 | 16,766 | 4,810 | 855 |
| Kenya | | | | | | | | | | | | | | | |
| ** OTHER SITE(S): 1 | | | | 4 | 15,578 | 0 | 0 | 0 | 0 | | | 7.6 | 153 | 0 | 0 |
| Kenya Total: | | | | 4 | 15,578 | 0 | 0 | 0 | 0 | 0 | 0 | 7.6 | 153 | 0 | 0 |
| South Korea | | | | | | | | | | | | | | | |
| Mu Juk | | Marine Active | Pohang | 75 | 139,805 | 0 | 0 | 0 | 0 | | | 30.3 | 0 | 0 | 0 |

* Sites having assets that are Federally funded (e.g., owned, lease, licence, permit) and State-owned interest.

** US Locations that do not meet criteria of at least ten (10) Acres AND at least \$10M PRV. US Territories and Non-US Locations that do not meet criteria of at least ten (10) Acres OR at least \$10M PRV.

DEPARTMENT OF DEFENSE - Marine Corps

Base Structure Report - As of 30 Sep 2006

| SITE | BRAC 2005 | COMPONENT | NAME NEAREST CITY | BUILDINGS | | | | | | ACRES OWNED | TOTAL ACRES | PRV (\$M) | MIL | CIV | OTHER |
|------|--------------|-----------|--|-----------|-------------|--------|---------|-------|------------|----------------|----------------|-----------|---------|--------|-------|
| | | | | OWNED | | LEASED | | OTHER | | | | | | | |
| | | | | COUNT | SQFT | COUNT | SQFT | COUNT | SQFT | | | | | | |
| | | | South Korea Total: | 75 | 139,805 | 0 | 0 | 0 | 0 | 0 | 0 | 30.3 | 0 | 0 | 0 |
| | | | Overseas Total: | 2,781 | 11,372,344 | 0 | 0 | 1,235 | 20,567,582 | 0 | 84,907 | 8,560.8 | 16,919 | 4,810 | 855 |
| | | | Worldwide Totals By Reporting Component: | 16,425 | 121,656,782 | 247 | 836,977 | 8,606 | 40,048,599 | 2,161,369 | 2,349,135 | 44,934.1 | 164,393 | 34,192 | 3,360 |

* Sites having assets that are Federally funded (e.g., owned, lease, licence, permit) and State-owned interest.

** US Locations that do not meet criteria of at least ten (10) Acres AND at least \$10M PRV. US Territories and Non-US Locations that do not meet criteria of at least ten (10) Acres OR at least \$10M PRV.

DEPARTMENT OF DEFENSE - WHS
Base Structure Report - As of 30 Sep 2006

| SITE | BRAC 2005 | COMPONENT | NAME NEAREST CITY | BUILDINGS | | | | | | ACRES OWNED | TOTAL ACRES | PRV (\$M) | MIL | CIV | OTHER |
|---|--------------|-----------|-------------------------|-----------|------------------|------------|------------------|----------|----------|----------------|----------------|----------------|--------------|--------------|--------------|
| | | | | OWNED | | LEASED | | OTHER | | | | | | | |
| | | | | COUNT | SQFT | COUNT | SQFT | COUNT | SQFT | | | | | | |
| District of Columbia | | | | | | | | | | | | | | | |
| Pentagon Reservation | | WHS | Washington, DC | 13 | 6,525,621 | 0 | 0 | 0 | 0 | 228 | 228 | 2,448.5 | 6,234 | 4,492 | 464 |
| ** OTHER SITE(S): 1 | | | | 0 | 0 | 9 | 218,374 | 0 | 0 | | | 43.3 | 0 | 0 | 0 |
| District of Columbia Total: | | | | 13 | 6,525,621 | 9 | 218,374 | 0 | 0 | 228 | 228 | 2,491.8 | 6,234 | 4,492 | 464 |
| Maryland | | | | | | | | | | | | | | | |
| ** OTHER SITE(S): 1 | | | | 0 | 0 | 16 | 700,214 | 0 | 0 | | | 136.8 | 0 | 0 | 0 |
| Maryland Total: | | | | 0 | 0 | 16 | 700,214 | 0 | 0 | 0 | 0 | 136.8 | 0 | 0 | 0 |
| Virginia | | | | | | | | | | | | | | | |
| Navy Annex (FOB2) | | WHS | Arlington | 3 | 711,137 | 0 | 0 | 0 | 0 | 38 | 38 | 256.3 | 0 | 0 | 0 |
| ** OTHER SITE(S): 2 | | | | 0 | 0 | 89 | 7,540,441 | 0 | 0 | 3 | 3 | 1,338.0 | 246 | 913 | 761 |
| Virginia Total: | | | | 3 | 711,137 | 89 | 7,540,441 | 0 | 0 | 41 | 41 | 1,594.3 | 246 | 913 | 761 |
| US/US Territories Total: | | | | 16 | 7,236,758 | 114 | 8,459,029 | 0 | 0 | 269 | 269 | 4,223.0 | 6,480 | 5,405 | 1,225 |
| Worldwide Totals By Reporting Component: | | | | 16 | 7,236,758 | 114 | 8,459,029 | 0 | 0 | 269 | 269 | 4,223.0 | 6,480 | 5,405 | 1,225 |

* Sites having assets that are Federally funded (e.g., owned, lease, licence, permit) and State-owned interest.

** US Locations that do not meet criteria of at least ten (10) Acres AND at least \$10M PRV. US Territories and Non-US Locations that do not meet criteria of at least ten (10) Acres OR at least \$10M PRV.

DEPARTMENT OF DEFENSE

Base Structure Report - As of 30 Sept 06

X. STATE/TERRITORIES ARMY NATIONAL GUARD

State/Territories Army National Guard Base Structure Report - As of 30 Sep 2006

| SITE | BRAC 2005 | COMPONENT | NAME NEAREST CITY | BUILDINGS | | | | STATE OWNED ACRES | TOTAL ACRES | PRV (\$M) | MIL | CIV | OTHER |
|------------------------------|--------------|------------|-------------------------|-------------|------------------|------------|------------------|-------------------------|----------------|--------------|---------------|--------------|------------|
| | | | | STATE OWNED | | TOTAL | | | | | | | |
| | | | | COUNT | SQFT | COUNT | SQFT | | | | | | |
| Alabama | | | | | | | | | | | | | |
| AASF 02 Birmingham | | Army Guard | Birmingham | 4 | 91,340 | 4 | 91,340 | 85 | 85 | 30.0 | 0 | 0 | 0 |
| AASF 3 Bates Field Mobile | | Army Guard | Mobile | 5 | 43,724 | 5 | 43,724 | 35 | 35 | 16.3 | 22 | 0 | 0 |
| AFRC Birmingham | R | Army Guard | Birmingham | 2 | 120,793 | 2 | 120,793 | 26 | 26 | 20.2 | 1,192 | 445 | 0 |
| AFRC Quarles Flowers Decatur | C | Army Guard | Decatur | 1 | 28,305 | 1 | 28,305 | 12 | 12 | 5.3 | 331 | 2 | 0 |
| Buntin Parsons Dothan | | Army Guard | Dothan | 5 | 30,182 | 5 | 30,182 | 10 | 10 | 5.6 | 229 | 11 | 0 |
| Charles A Rollo Auburn | | Army Guard | Auburn | 2 | 30,465 | 2 | 30,465 | 20 | 20 | 5.4 | 83 | 0 | 0 |
| Charles P Bailey Athens | | Army Guard | Athens | 6 | 31,371 | 6 | 31,371 | 6 | 6 | 5.5 | 0 | 14 | 0 |
| Clarence F Rhea Gadsden | | Army Guard | Gadsden | 6 | 39,817 | 6 | 39,817 | 20 | 20 | 6.8 | 44 | 4 | 0 |
| Cromwell Pickens Florence | | Army Guard | Florence | 5 | 33,615 | 5 | 33,615 | 11 | 11 | 6.3 | 222 | 9 | 0 |
| Cullman CSMS 2 | | Army Guard | Cullman | 9 | 87,613 | 9 | 87,613 | 14 | 14 | 14.5 | 135 | 1 | 0 |
| Ft Sequoyah Fort Payne | | Army Guard | Fort Payne | 5 | 34,838 | 5 | 34,838 | 20 | 20 | 5.7 | 107 | 9 | 0 |
| Ft Whiting Mobile | | Army Guard | Mobile | 1 | 55,193 | 1 | 55,193 | 32 | 32 | 11.4 | 472 | 4 | 0 |
| Hamilton (ARNG) | | Army Guard | Hamilton | 6 | 37,135 | 6 | 37,135 | 14 | 14 | 5.9 | 195 | 14 | 0 |
| Jackson M Balch Huntsville | | Army Guard | Huntsville | 5 | 47,657 | 5 | 47,657 | 8 | 8 | 8.1 | 377 | 5 | 0 |
| JFHQ - SMD | R | Army Guard | Montgomery | 21 | 306,399 | 21 | 306,399 | 65 | 65 | 40.7 | 41 | 10 | 0 |
| John H Forney Jacksonville | | Army Guard | Jacksonville | 1 | 34,963 | 1 | 34,963 | 10 | 10 | 5.7 | 193 | 0 | 0 |
| Julis W Hicks Enterprise | | Army Guard | Enterprise | 6 | 38,381 | 6 | 38,381 | 14 | 14 | 6.6 | 148 | 10 | 1 |
| Linden (ARNG) | | Army Guard | Linden | 5 | 27,886 | 5 | 27,886 | 14 | 14 | 5.0 | 46 | 5 | 0 |
| Northport (ARNG) | R | Army Guard | Northport | 5 | 38,812 | 5 | 38,812 | 11 | 11 | 7.2 | 88 | 17 | 0 |
| Oneonta (ARNG) | | Army Guard | Oneonta | 3 | 33,913 | 3 | 33,913 | 10 | 10 | 5.8 | 118 | 5 | 0 |
| Opelika (ARNG) | | Army Guard | Opelika | 5 | 32,457 | 5 | 32,457 | 10 | 10 | 5.7 | 117 | 4 | 1 |
| R Dewey Piper Tallassee | | Army Guard | Tallassee | 6 | 35,817 | 6 | 35,817 | 10 | 10 | 5.9 | 165 | 11 | 0 |
| R W Shepherd Hope Hull | | Army Guard | Hope Hull | 4 | 115,549 | 4 | 115,549 | 62 | 62 | 21.5 | 288 | 41 | 0 |
| Ralph W Adams Troy | | Army Guard | Troy | 2 | 35,540 | 2 | 35,540 | 8 | 8 | 6.4 | 153 | 0 | 0 |
| S Ralph Terhune Birmingham | C | Army Guard | Birmingham | 3 | 26,976 | 3 | 26,976 | 8 | 8 | 5.2 | 310 | 2 | 0 |
| Selma (ARNG) | | Army Guard | Selma | 7 | 54,044 | 7 | 54,044 | 9 | 9 | 9.6 | 126 | 13 | 0 |
| Taylor Hardin Montgomery | | Army Guard | Montgomery | 2 | 42,585 | 2 | 42,585 | 11 | 11 | 6.7 | 179 | 19 | 0 |
| Tom Bevill Fayette | | Army Guard | Fayette | 2 | 33,117 | 2 | 33,117 | 20 | 20 | 5.9 | 146 | 0 | 0 |
| TS Walter J Hanna Birmingham | C | Army Guard | Birmingham | 3 | 39,151 | 3 | 39,151 | 5 | 5 | 6.5 | 78 | 9 | 0 |
| ** OTHER SITE(S): 107 | | | | 199 | 1,698,012 | 451 | 2,637,766 | 778 | 25,881 | 481.3 | 8,482 | 578 | 410 |
| Alabama Total: | | | | 336 | 3,305,650 | 588 | 4,245,404 | 1,358 | 26,462 | 772.7 | 14,087 | 1,242 | 412 |

* Sites having assets that are Federally funded (e.g., owned, lease, licence, permit) and State-owned interest.

** All Locations that do not meet criteria of at least five (5) Acres AND at least \$5M PRV.

State/Territories Army National Guard Base Structure Report - As of 30 Sep 2006

| SITE | BRAC 2005 | COMPONENT | NAME NEAREST CITY | BUILDINGS | | | | STATE OWNED ACRES | TOTAL ACRES | PRV (\$M) | MIL | CIV | OTHER |
|---------------------------------|--------------|------------|-------------------------|-------------|------------------|--------------|------------------|-------------------------|------------------|----------------|--------------|------------|------------|
| | | | | STATE OWNED | | TOTAL | | | | | | | |
| | | | | COUNT | SQFT | COUNT | SQFT | | | | | | |
| Alaska | | | | | | | | | | | | | |
| Bethel AAOF | | Army Guard | Bethel | 2 | 23,603 | 2 | 23,603 | 5 | 5 | 40.7 | 0 | 0 | 0 |
| Juneau Armory and FMS | | Army Guard | Juneau | 3 | 63,325 | 3 | 63,325 | 10 | 10 | 35.4 | 0 | 0 | 0 |
| NG Alcantra Armory Complex | | Army Guard | Wasilla | 7 | 28,031 | 7 | 28,031 | 360 | 360 | 10.5 | 119 | 0 | 0 |
| NG Bethel Arm OMS | | Army Guard | Bethel | 6 | 21,297 | 6 | 21,297 | 21,252 | 21,252 | 7.3 | 88 | 4 | 0 |
| NG Fairbanks Arm OMS | | Army Guard | Fairbanks | 3 | 34,925 | 3 | 34,925 | 5 | 5 | 14.2 | 90 | 2 | 0 |
| NG Sitka Armory | | Army Guard | Sitka | 1 | 15,305 | 1 | 15,305 | 5 | 5 | 6.2 | 8 | 0 | 0 |
| ** OTHER SITE(S): 90 | | | | 33 | 170,908 | 137 | 315,052 | 24,313 | 1,291,563 | 138.1 | 801 | 24 | 0 |
| Alaska Total: | | | | 55 | 357,394 | 159 | 501,538 | 45,949 | 1,313,200 | 252.4 | 1,106 | 30 | 0 |
| Arizona | | | | | | | | | | | | | |
| Bellemont Armory | | Army Guard | Bellemont | 4 | 30,392 | 4 | 30,392 | 15 | 15 | 6.7 | 129 | 0 | 0 |
| * Florence Military Reservation | | Army Guard | Florence | 0 | 0 | 20 | 26,173 | 18,569 | 26,487 | 9.3 | 9 | 24 | 21 |
| Mesa Armory | | Army Guard | Mesa | 10 | 38,288 | 10 | 38,288 | 5 | 5 | 7.4 | 541 | 2 | 0 |
| * Papago Military Reservation | R | Army Guard | Phoenix | 4 | 10,664 | 67 | 548,707 | 33 | 451 | 126.6 | 179 | 54 | 0 |
| Picacho Aviation TS | | Army Guard | Picacho | 2 | 6,158 | 2 | 6,158 | 320 | 320 | 16.2 | 0 | 0 | 0 |
| PPMR CSMS | | Army Guard | Phoenix | 3 | 96,439 | 3 | 96,439 | 32 | 32 | 20.0 | 1,778 | 455 | 286 |
| Project Challenge | | Army Guard | Queen Creek | 9 | 33,615 | 9 | 33,615 | 5 | 5 | 5.9 | 0 | 0 | 262 |
| * Silver Bell Army Heliport | R | Army Guard | Marana | 19 | 392,628 | 19 | 392,628 | 161 | 726 | 107.0 | 814 | 88 | 24 |
| Silverlake Armory | | Army Guard | Tucson | 7 | 43,396 | 7 | 43,396 | 6 | 6 | 7.8 | 230 | 3 | 0 |
| Valencia Readiness Center | | Army Guard | Tucson | 4 | 46,571 | 4 | 46,571 | 20 | 20 | 10.8 | 382 | 2 | 1 |
| ** OTHER SITE(S): 25 | | | | 42 | 256,307 | 941 | 3,295,753 | 5,027 | 37,201 | 877.3 | 1,635 | 8 | 183 |
| Arizona Total: | | | | 104 | 954,458 | 1,086 | 4,558,120 | 24,193 | 65,268 | 1,195.0 | 5,697 | 636 | 777 |
| Arkansas | | | | | | | | | | | | | |
| Benton (ARNG) | | Army Guard | Benton | 1 | 34,000 | 1 | 34,000 | 11 | 11 | 6.3 | 127 | 0 | 0 |
| * Camp Joseph T Robinson | | Army Guard | North Little Rock | 269 | 1,684,248 | 269 | 1,684,248 | 32,814 | 32,814 | 371.5 | 2,626 | 438 | 1,089 |
| Fayetteville (ARNG) | C | Army Guard | Fayetteville | 2 | 29,841 | 2 | 29,841 | 10 | 10 | 5.0 | 204 | 1 | 0 |
| Little Rock (ARNG) | | Army Guard | Little Rock | 1 | 43,886 | 1 | 43,886 | 5 | 5 | 7.8 | 202 | 1 | 3 |
| North Little Rock | | Army Guard | North Little Rock | 1 | 41,825 | 1 | 41,825 | 5 | 5 | 7.0 | 280 | 3 | 0 |
| Russellville (ARNG) | | Army Guard | Russellville | 4 | 38,026 | 4 | 38,026 | 13 | 13 | 6.2 | 194 | 10 | 0 |
| Warren Armory and FMS 05 | | Army Guard | Warren | 5 | 44,181 | 5 | 44,181 | 27 | 27 | 21.1 | 94 | 7 | 0 |
| ** OTHER SITE(S): 67 | | | | 147 | 1,015,333 | 571 | 2,593,633 | 299 | 64,571 | 591.5 | 5,485 | 77 | 332 |

* Sites having assets that are Federally funded (e.g., owned, lease, licence, permit) and State-owned interest.

** All Locations that do not meet criteria of at least five (5) Acres AND at least \$5M PRV.

**State/Territories Army National Guard
Base Structure Report - As of 30 Sep 2006**

| SITE | BRAC 2005 | COMPONENT | NAME NEAREST CITY | BUILDINGS | | | | STATE OWNED ACRES | TOTAL ACRES | PRV (\$M) | MIL | CIV | OTHER |
|------------------------------|--------------|------------|-------------------------|-------------|------------------|--------------|------------------|-------------------------|----------------|----------------|---------------|--------------|--------------|
| | | | | STATE OWNED | | TOTAL | | | | | | | |
| | | | | COUNT | SQFT | COUNT | SQFT | | | | | | |
| Arkansas Total: | | | | 430 | 2,931,340 | 854 | 4,509,640 | 33,184 | 97,456 | 1,016.4 | 9,212 | 537 | 1,424 |
| California | | | | | | | | | | | | | |
| Azusa Sierra Madre | | Army Guard | Azusa | 1 | 84,153 | 1 | 84,153 | 18 | 18 | 23.5 | 0 | 0 | 0 |
| Bakersfield (Gateway) | | Army Guard | Bakersfield | 2 | 50,563 | 2 | 50,563 | 21 | 21 | 11.3 | 0 | 0 | 0 |
| CTC Camp San Luis OB | | Army Guard | San Luis Obispo | 283 | 1,105,892 | 283 | 1,105,892 | 4,100 | 4,100 | 262.2 | 358 | 122 | 566 |
| Fairfield (ARNG) | | Army Guard | Fairfield | 1 | 39,063 | 1 | 39,063 | 5 | 5 | 8.9 | 132 | 0 | 3 |
| Fresno AVCRAD Dakota | | Army Guard | Fresno | 3 | 89,283 | 3 | 89,283 | 48 | 48 | 28.8 | 351 | 19 | 58 |
| Lakeport (ARNG) | | Army Guard | Lakeport | 1 | 23,654 | 1 | 23,654 | 7 | 7 | 5.9 | 37 | 0 | 0 |
| Long Beach (Redondo) | | Army Guard | Long Beach | 3 | 59,766 | 3 | 59,766 | 20 | 20 | 13.7 | 824 | 11 | 10 |
| Long Beach CSMS Stearns | | Army Guard | Long Beach | 7 | 57,182 | 7 | 57,182 | 5 | 5 | 12.7 | 0 | 71 | 6 |
| Sacramento 58th | | Army Guard | Sacramento | 4 | 35,789 | 4 | 35,789 | 6 | 6 | 8.1 | 202 | 12 | 0 |
| Sacramento JFHQ | | Army Guard | Sacramento | 1 | 110,500 | 1 | 110,500 | 8 | 8 | 25.3 | 497 | 212 | 237 |
| Sacramento Meadowview | | Army Guard | Sacramento | 2 | 40,379 | 2 | 40,379 | 9 | 9 | 9.4 | 287 | 12 | 4 |
| San Diego (ARNG) | | Army Guard | San Diego | 9 | 85,918 | 9 | 85,918 | 18 | 18 | 18.9 | 625 | 24 | 2 |
| San Francisco (ARNG) | | Army Guard | San Francisco | 4 | 61,632 | 4 | 61,632 | 8 | 8 | 11.8 | 221 | 8 | 0 |
| San Jose Hedding | | Army Guard | San Jose | 4 | 52,676 | 4 | 52,676 | 6 | 6 | 11.0 | 361 | 7 | 0 |
| Stockton AASF | | Army Guard | Stockton | 1 | 38,754 | 1 | 38,754 | 15 | 15 | 12.0 | 0 | 0 | 0 |
| Stockton Armory | | Army Guard | Stockton | 3 | 50,540 | 3 | 50,540 | 10 | 10 | 9.9 | 153 | 12 | 0 |
| Stockton FMS/CSMS | | Army Guard | Stockton | 5 | 77,465 | 5 | 77,465 | 28 | 28 | 16.1 | 309 | 114 | 12 |
| Ventura (ARNG) | | Army Guard | Ventura | 2 | 40,222 | 2 | 40,222 | 5 | 5 | 9.1 | 287 | 3 | 0 |
| ** OTHER SITE(S): 123 | | | | 197 | 1,606,233 | 1,180 | 6,499,046 | 3,208 | 49,068 | 2,156.9 | 16,282 | 784 | 1,373 |
| California Total: | | | | 533 | 3,709,664 | 1,516 | 8,602,477 | 7,545 | 53,406 | 2,655.4 | 20,926 | 1,411 | 2,271 |
| Colorado | | | | | | | | | | | | | |
| Boulder (ARNG) | | Army Guard | Boulder | 4 | 23,029 | 4 | 23,029 | 9 | 9 | 5.3 | 130 | 1 | 0 |
| Centennial (ARNG) | | Army Guard | Centennial | 3 | 92,011 | 3 | 92,011 | 8 | 8 | 20.5 | 204 | 99 | 70 |
| Golden (ARNG) | | Army Guard | Golden | 6 | 49,000 | 6 | 49,000 | 5 | 5 | 6.3 | 0 | 10 | 0 |
| Montrose (ARNG) | | Army Guard | Montrose | 1 | 25,010 | 1 | 25,010 | 26 | 26 | 5.7 | 65 | 0 | 0 |
| ** OTHER SITE(S): 23 | | | | 32 | 366,779 | 52 | 675,530 | 48 | 366 | 152.5 | 2,572 | 178 | 95 |
| Colorado Total: | | | | 46 | 555,829 | 66 | 864,580 | 95 | 413 | 190.3 | 2,971 | 288 | 165 |
| Connecticut | | | | | | | | | | | | | |
| AVCRAD Groton | | Army Guard | Groton | 15 | 193,050 | 15 | 193,050 | 24 | 24 | 60.2 | 390 | 68 | 2 |
| Camp Hartell | | Army Guard | Windsor Locks | 43 | 142,251 | 43 | 142,251 | 59 | 59 | 33.4 | 505 | 92 | 5 |

* Sites having assets that are Federally funded (e.g., owned, lease, licence, permit) and State-owned interest.

** All Locations that do not meet criteria of at least five (5) Acres AND at least \$5M PRV.

**State/Territories Army National Guard
Base Structure Report - As of 30 Sep 2006**

| SITE | BRAC 2005 | COMPONENT | NAME NEAREST CITY | BUILDINGS | | | | STATE OWNED ACRES | TOTAL ACRES | PRV (\$M) | MIL | CIV | OTHER |
|------------------------------------|--------------|------------|-------------------------|-------------|------------------|------------|------------------|-------------------------|----------------|--------------|--------------|------------|------------|
| | | | | STATE OWNED | | TOTAL | | | | | | | |
| | | | | COUNT | SQFT | COUNT | SQFT | | | | | | |
| Camp Rell | | Army Guard | Niantic | 64 | 222,011 | 64 | 222,011 | 82 | 82 | 49.6 | 214 | 8 | 8 |
| Hartford Armory OMS 8A | | Army Guard | Hartford | 5 | 306,546 | 5 | 306,546 | 6 | 6 | 70.5 | 340 | 133 | 85 |
| New Britain Armory | C | Army Guard | New Britain | 1 | 26,995 | 1 | 26,995 | 8 | 8 | 5.9 | 43 | 0 | 58 |
| New London Armory | | Army Guard | New London | 1 | 38,175 | 1 | 38,175 | 8 | 8 | 9.3 | 81 | 9 | 1 |
| Norwalk Armory | C | Army Guard | Norwalk | 2 | 31,966 | 2 | 31,966 | 11 | 11 | 8.0 | 129 | 2 | 1 |
| Norwich Armory OMS 10 | | Army Guard | Norwich | 4 | 50,073 | 4 | 50,073 | 11 | 11 | 11.3 | 328 | 0 | 4 |
| Southington Armory OMS 2 | | Army Guard | Southington | 4 | 32,245 | 4 | 32,245 | 10 | 10 | 6.7 | 139 | 5 | 1 |
| Stones Ranch Military Res | | Army Guard | East Lyme | 22 | 78,120 | 22 | 78,120 | 1,862 | 1,862 | 32.9 | 0 | 6 | 0 |
| Stratford Armory OMS 9 | | Army Guard | Stratford | 2 | 42,813 | 2 | 42,813 | 10 | 10 | 9.3 | 212 | 1 | 1 |
| ** OTHER SITE(S): 16 | | | | 30 | 572,262 | 53 | 845,044 | 159 | 286 | 217.0 | 1,610 | 42 | 202 |
| Connecticut Total: | | | | 193 | 1,736,507 | 216 | 2,009,289 | 2,251 | 2,377 | 514.2 | 3,991 | 366 | 368 |
| <u>Delaware</u> | | | | | | | | | | | | | |
| 1401 Armory | | Army Guard | Wilmington | 1 | 48,092 | 1 | 48,092 | 15 | 15 | 10.1 | 183 | 1 | 0 |
| Dagsboro (ARNG) | | Army Guard | Dagsboro | 6 | 44,243 | 6 | 44,243 | 9 | 9 | 9.0 | 131 | 7 | 0 |
| Duncan Armory AASF | | Army Guard | New Castle | 4 | 76,608 | 4 | 76,608 | 15 | 15 | 20.8 | 114 | 0 | 38 |
| Gov Bacon Health Ctr | | Army Guard | Delaware City | 2 | 42,112 | 2 | 42,112 | 10 | 10 | 8.2 | 230 | 0 | 0 |
| Smyrna Readiness Center | | Army Guard | Smyrna | 1 | 54,023 | 1 | 54,023 | 14 | 14 | 11.7 | 147 | 2 | 0 |
| Stern Armory | | Army Guard | Wilmington | 3 | 37,979 | 3 | 37,979 | 15 | 15 | 7.7 | 69 | 10 | 0 |
| TS BBTS | | Army Guard | Bethany Beach | 75 | 120,353 | 75 | 120,353 | 104 | 104 | 25.3 | 51 | 9 | 9 |
| Wilmington (ARNG) | | Army Guard | Wilmington | 3 | 80,220 | 3 | 80,220 | 30 | 30 | 16.2 | 170 | 84 | 25 |
| ** OTHER SITE(S): 8 | | | | 20 | 132,913 | 53 | 295,649 | 3,137 | 3,364 | 52.9 | 604 | 87 | 13 |
| Delaware Total: | | | | 115 | 636,543 | 148 | 799,279 | 3,348 | 3,575 | 162.0 | 1,699 | 200 | 85 |
| <u>District of Columbia</u> | | | | | | | | | | | | | |
| D.C. Armory | | Army Guard | Washington, DC | 1 | 588,723 | 1 | 588,723 | 10 | 10 | 117.0 | 1,491 | 158 | 144 |
| ** OTHER SITE(S): 1 | | | | 0 | 0 | 7 | 74,748 | 0 | 0 | 10.6 | 379 | 29 | 0 |
| District of Columbia Total: | | | | 1 | 588,723 | 8 | 663,471 | 10 | 10 | 127.6 | 1,870 | 187 | 144 |
| <u>Florida</u> | | | | | | | | | | | | | |
| Bradenton Readiness Center | | Army Guard | Bradenton | 7 | 49,296 | 7 | 49,296 | 9 | 9 | 5.8 | 89 | 1 | 0 |
| * Brooksville RC AASF #2 C23 | | Army Guard | Brooksville | 5 | 107,752 | 5 | 107,752 | 19 | 19 | 25.4 | 173 | 2 | 3 |
| Crystal River Readiness Center | | Army Guard | Crystal River | 6 | 32,106 | 6 | 32,106 | 18 | 18 | 6.2 | 124 | 4 | 0 |
| Ft Lauderdale Readiness Center | | Army Guard | Fort Lauderdale | 6 | 24,722 | 6 | 24,722 | 6 | 6 | 5.1 | 204 | 0 | 0 |

* Sites having assets that are Federally funded (e.g., owned, lease, licence, permit) and State-owned interest.

** All Locations that do not meet criteria of at least five (5) Acres AND at least \$5M PRV.

State/Territories Army National Guard Base Structure Report - As of 30 Sep 2006

| SITE | BRAC 2005 | COMPONENT | NAME NEAREST CITY | BUILDINGS | | | | STATE OWNED ACRES | TOTAL ACRES | PRV (\$M) | MIL | CIV | OTHER |
|-------------------------------|--------------|------------|-------------------------|-------------|------------------|------------|------------------|-------------------------|----------------|--------------|---------------|------------|--------------|
| | | | | STATE OWNED | | TOTAL | | | | | | | |
| | | | | COUNT | SQFT | COUNT | SQFT | | | | | | |
| Jacksonville Cecil Fld AASF1 | | Army Guard | Jacksonville | 9 | 194,953 | 9 | 194,953 | 7 | 7 | 43.2 | 599 | 68 | 10 |
| Jacksonville Snyder RC | | Army Guard | Jacksonville | 5 | 41,615 | 5 | 41,615 | 25 | 25 | 7.6 | 315 | 14 | 0 |
| Miami Readiness Center | | Army Guard | Miami | 4 | 53,693 | 4 | 53,693 | 6 | 6 | 10.2 | 431 | 14 | 0 |
| MTC Camp Blanding | | Army Guard | Starke | 590 | 1,323,885 | 590 | 1,323,885 | 72,000 | 72,000 | 516.8 | 989 | 97 | 437 |
| Orlando Readiness Center | | Army Guard | Orlando | 2 | 30,458 | 2 | 30,458 | 5 | 5 | 5.6 | 253 | 1 | 0 |
| Plant City Readiness Center | | Army Guard | Plant City | 5 | 29,310 | 5 | 29,310 | 13 | 13 | 5.7 | 216 | 5 | 0 |
| Quincy Readiness Center | | Army Guard | Quincy | 3 | 29,669 | 3 | 29,669 | 15 | 15 | 5.5 | 210 | 1 | 0 |
| St Augustine Ensslin RC | | Army Guard | St. Augustine | 4 | 90,197 | 4 | 90,197 | 18 | 18 | 15.7 | 519 | 197 | 443 |
| St Augustine St Francis Brks | | Army Guard | St. Augustine | 15 | 81,575 | 15 | 81,575 | 7 | 7 | 11.3 | 0 | 0 | 0 |
| St Petersburg Readiness Ctr | | Army Guard | St. Petersburg | 5 | 31,677 | 5 | 31,677 | 6 | 6 | 5.6 | 126 | 8 | 0 |
| Starke Readiness Center | | Army Guard | Starke | 4 | 29,735 | 4 | 29,735 | 12 | 12 | 5.3 | 219 | 1 | 0 |
| Tallahassee Readiness Center | | Army Guard | Tallahassee | 7 | 42,666 | 7 | 42,666 | 19 | 19 | 8.6 | 202 | 9 | 0 |
| Tampa Readiness Center | | Army Guard | Tampa | 6 | 111,642 | 6 | 111,642 | 11 | 11 | 20.8 | 187 | 9 | 0 |
| West Palm Bch Calloway FMS 15 | | Army Guard | West Palm Beach | 6 | 68,667 | 6 | 68,667 | 19 | 19 | 11.5 | 613 | 11 | 0 |
| ** OTHER SITE(S): 48 | | | | 101 | 688,552 | 131 | 854,153 | 355 | 775 | 145.7 | 4,800 | 208 | 8 |
| Florida Total: | | | | 790 | 3,062,170 | 820 | 3,227,771 | 72,569 | 72,989 | 861.5 | 10,269 | 650 | 901 |
| Georgia | | | | | | | | | | | | | |
| Atlanta - Confederate Ave | | Army Guard | Atlanta | 20 | 248,942 | 20 | 248,942 | 74 | 74 | 53.7 | 20 | 141 | 927 |
| Augusta (ARNG) | | Army Guard | Augusta | 3 | 34,657 | 3 | 34,657 | 12 | 12 | 6.4 | 359 | 8 | 0 |
| Barnesville (ARNG) | | Army Guard | Barnesville | 1 | 77,158 | 1 | 77,158 | 26 | 26 | 12.6 | 0 | 0 | 0 |
| Columbus (ARNG) | | Army Guard | Columbus | 4 | 37,807 | 4 | 37,807 | 7 | 7 | 6.6 | 176 | 12 | 0 |
| Dublin (ARNG) | | Army Guard | Dublin | 5 | 28,034 | 5 | 28,034 | 10 | 10 | 5.2 | 0 | 14 | 0 |
| Kennesaw (ARNG) | | Army Guard | Kennesaw | 11 | 39,538 | 11 | 39,538 | 14 | 14 | 7.2 | 423 | 4 | 20 |
| * Macon RTI | | Army Guard | Macon | 26 | 58,185 | 26 | 58,185 | 1,705 | 1,706 | 15.3 | 116 | 3 | 13 |
| Oglethorpe Armory | | Army Guard | Ellenwood | 2 | 77,322 | 2 | 77,322 | 65 | 65 | 12.6 | 571 | 7 | 22 |
| Savannah (ARNG) | | Army Guard | Savannah | 3 | 54,688 | 3 | 54,688 | 27 | 27 | 9.9 | 311 | 16 | 0 |
| Winder Brw Arpt | | Army Guard | Winder | 6 | 41,220 | 6 | 41,220 | 34 | 34 | 8.7 | 119 | 11 | 8 |
| Winder-Downtown | | Army Guard | Winder | 4 | 34,310 | 4 | 34,310 | 7 | 7 | 5.6 | 228 | 2 | 0 |
| ** OTHER SITE(S): 60 | | | | 125 | 903,475 | 166 | 1,081,706 | 528 | 2,183 | 220.4 | 6,035 | 316 | 678 |
| Georgia Total: | | | | 210 | 1,635,336 | 251 | 1,813,567 | 2,508 | 4,164 | 364.1 | 8,358 | 534 | 1,668 |
| Guam | | | | | | | | | | | | | |
| | | | | | | 0 | 0 | | 0 | | | | |

* Sites having assets that are Federally funded (e.g., owned, lease, licence, permit) and State-owned interest.

** All Locations that do not meet criteria of at least five (5) Acres AND at least \$5M PRV.

State/Territories Army National Guard Base Structure Report - As of 30 Sep 2006

| SITE | BRAC 2005 | COMPONENT | NAME NEAREST CITY | BUILDINGS | | | | STATE OWNED ACRES | TOTAL ACRES | PRV (\$M) | MIL | CIV | OTHER |
|--------------------------------|--------------|------------|-------------------------|-------------|----------------|------------|------------------|-------------------------|----------------|--------------|--------------|------------|------------|
| | | | | STATE OWNED | | TOTAL | | | | | | | |
| | | | | COUNT | SQFT | COUNT | SQFT | | | | | | |
| ** OTHER SITE(S): 2 | | | | 0 | 0 | 42 | 205,653 | 0 | 66 | 111.8 | 856 | 0 | 27 |
| Guam Total: | | | | 0 | 0 | 42 | 205,653 | 0 | 66 | 111.8 | 856 | 0 | 27 |
| Hawaii | | | | | | | | | | | | | |
| Ft Ruger | | Army Guard | Honolulu | 42 | 200,986 | 42 | 200,986 | 337 | 337 | 63.2 | 259 | 181 | 153 |
| Hanapepe (ARNG) | | Army Guard | Hanapepe | 5 | 27,691 | 5 | 27,691 | 5 | 5 | 9.4 | 41 | 1 | 0 |
| Puunene | | Army Guard | Kihei | 3 | 35,968 | 3 | 35,968 | 30 | 30 | 14.5 | 133 | 0 | 3 |
| * TS Keaukaha Mil Res | R | Army Guard | Hilo | 44 | 156,509 | 44 | 156,509 | 509 | 515 | 47.7 | 334 | 9 | 15 |
| * TS Waiawa Gulch | | Army Guard | Wahiawa | 3 | 71,630 | 17 | 196,057 | 3 | 22 | 48.1 | 319 | 19 | 3 |
| ** OTHER SITE(S): 13 | | | | 37 | 193,365 | 75 | 743,994 | 6,927 | 7,122 | 347.7 | 1,872 | 75 | 198 |
| Hawaii Total: | | | | 134 | 686,149 | 186 | 1,361,205 | 7,811 | 8,031 | 530.6 | 2,958 | 285 | 372 |
| Idaho | | | | | | | | | | | | | |
| Lewiston Armory FMS 1 | | Army Guard | Lewiston | 3 | 21,352 | 3 | 21,352 | 8 | 8 | 5.7 | 30 | 4 | 1 |
| Pocatello Armory FMS 5 | | Army Guard | Pocatello | 4 | 34,813 | 4 | 34,813 | 11 | 11 | 7.5 | 135 | 4 | 0 |
| Post Falls Armory FMS S1 | | Army Guard | Post Falls | 3 | 44,860 | 3 | 44,860 | 8 | 8 | 10.1 | 246 | 5 | 0 |
| ** OTHER SITE(S): 39 | | | | 103 | 587,666 | 282 | 1,796,569 | 75,483 | 215,706 | 597.0 | 2,799 | 444 | 233 |
| Idaho Total: | | | | 113 | 688,691 | 292 | 1,897,594 | 75,510 | 215,733 | 620.3 | 3,210 | 457 | 234 |
| Illinois | | | | | | | | | | | | | |
| Bartonville (Peoria JAFRC) | | Army Guard | Bartonville | 3 | 89,915 | 3 | 89,915 | 27 | 27 | 21.2 | 317 | 20 | 1 |
| Beardstown Armory | | Army Guard | Beardstown | 1 | 20,170 | 1 | 20,170 | 9 | 9 | 5.5 | 0 | 0 | 1 |
| Bloomington Read Ctr FMS 16 | | Army Guard | Bloomington | 4 | 64,037 | 4 | 64,037 | 11 | 11 | 14.4 | 142 | 4 | 1 |
| * Chicago (Calumet Ave Armory) | | Army Guard | Chicago | 1 | 144,400 | 1 | 144,400 | 5 | 5 | 35.8 | 194 | 7 | 6 |
| Chicago Jones Armory FMS 14 | | Army Guard | Chicago | 1 | 299,772 | 1 | 299,772 | 6 | 6 | 74.0 | 446 | 7 | 6 |
| Crestwood Armory FMS 02 | | Army Guard | Robbins | 1 | 122,495 | 1 | 122,495 | 18 | 18 | 29.3 | 416 | 11 | 3 |
| Danville Readiness Center | | Army Guard | Danville | 1 | 24,500 | 1 | 24,500 | 10 | 10 | 6.1 | 47 | 0 | 1 |
| * Decatur AASF#1 | | Army Guard | Decatur | 3 | 44,666 | 3 | 44,666 | 10 | 10 | 22.6 | 8 | 24 | 0 |
| Decatur Readiness Ctr FMS 04 | | Army Guard | Decatur | 3 | 45,192 | 3 | 45,192 | 12 | 12 | 12.1 | 240 | 12 | 2 |
| E. St Louis Read Ctr FMS 15 | | Army Guard | East St Louis | 5 | 66,359 | 5 | 66,359 | 7 | 7 | 14.9 | 132 | 6 | 2 |
| Galva Armory | | Army Guard | Galva | 1 | 32,864 | 1 | 32,864 | 6 | 6 | 8.5 | 102 | 0 | 1 |
| Joliet Armory FMS 12 | | Army Guard | Joliet | 3 | 51,122 | 3 | 51,122 | 5 | 5 | 12.6 | 164 | 5 | 1 |
| Kankakee (Cpt Stefanich JAFRC) | | Army Guard | Kankakee | 2 | 41,188 | 2 | 41,188 | 11 | 11 | 10.2 | 237 | 2 | 2 |
| Machesney Park RC FMS 13 | | Army Guard | Machesney Park | 3 | 55,422 | 3 | 55,422 | 12 | 12 | 14.2 | 363 | 8 | 0 |

* Sites having assets that are Federally funded (e.g., owned, lease, licence, permit) and State-owned interest.

** All Locations that do not meet criteria of at least five (5) Acres AND at least \$5M PRV.

State/Territories Army National Guard Base Structure Report - As of 30 Sep 2006

| SITE | BRAC 2005 | COMPONENT | NAME NEAREST CITY | BUILDINGS | | | | STATE OWNED ACRES | TOTAL ACRES | PRV (\$M) | MIL | CIV | OTHER |
|---------------------------------|--------------|------------|-------------------------|-------------|------------------|------------|------------------|-------------------------|----------------|--------------|--------------|------------|------------|
| | | | | STATE OWNED | | TOTAL | | | | | | | |
| | | | | COUNT | SQFT | COUNT | SQFT | | | | | | |
| Macomb Armory FMS 21 | | Army Guard | Macomb | 3 | 58,668 | 3 | 58,668 | 7 | 7 | 13.5 | 147 | 9 | 1 |
| Marion Readiness Ctr FMS 18 | | Army Guard | Marion | 3 | 51,160 | 3 | 51,160 | 11 | 11 | 13.0 | 211 | 7 | 1 |
| * Marseilles (MTA Tng Area) | | Army Guard | Marseilles | 32 | 196,771 | 32 | 196,771 | 2,540 | 2,814 | 67.6 | 80 | 15 | 155 |
| Mattoon Readiness Ctr/FMS 5 | | Army Guard | Mattoon | 4 | 49,167 | 4 | 49,167 | 7 | 7 | 11.1 | 189 | 5 | 0 |
| * N Riverside (NG Maint Center) | | Army Guard | North Riverside | 0 | 0 | 18 | 184,734 | 12 | 33 | 30.5 | 532 | 62 | 7 |
| North Riverside Armory | | Army Guard | North Riverside | 1 | 79,753 | 1 | 79,753 | 10 | 10 | 20.1 | 0 | 0 | 0 |
| Pontiac Armory | | Army Guard | Pontiac | 1 | 29,828 | 1 | 29,828 | 5 | 5 | 7.2 | 75 | 0 | 0 |
| Quad Cities NG Armory FMS 19 | | Army Guard | Milan | 3 | 60,644 | 3 | 60,644 | 25 | 25 | 14.5 | 329 | 6 | 0 |
| Quincy (Gen Grimmer) FMS 20 | | Army Guard | Quincy | 5 | 35,426 | 5 | 35,426 | 6 | 6 | 9.2 | 0 | 7 | 0 |
| Sparta Rc Training Area | | Army Guard | Sparta | 1 | 25,047 | 1 | 25,047 | 2,653 | 2,653 | 9.1 | 161 | 0 | 0 |
| Springfield (TS Cp Lincoln) | | Army Guard | Springfield | 31 | 382,067 | 31 | 382,067 | 160 | 160 | 84.7 | 1,286 | 258 | 95 |
| Urbana Readiness Ctr FMS 17 | | Army Guard | Urbana | 6 | 112,252 | 6 | 112,252 | 22 | 22 | 23.9 | 157 | 8 | 0 |
| West Frankfort Readiness Ctr | | Army Guard | West Frankfort | 1 | 20,379 | 1 | 20,379 | 5 | 5 | 5.3 | 129 | 0 | 0 |
| Woodstock Armory | | Army Guard | Woodstock | 1 | 23,400 | 1 | 23,400 | 13 | 13 | 6.3 | 79 | 0 | 0 |
| ** OTHER SITE(S): 29 | | | | 42 | 1,242,917 | 61 | 1,383,152 | 96 | 143 | 357.4 | 3,387 | 85 | 101 |
| Illinois Total: | | | | 166 | 3,469,581 | 203 | 3,794,550 | 5,721 | 6,063 | 954.5 | 9,570 | 568 | 387 |

Indiana

| | | | | | | | | | | | | | |
|-------------------------------|---|------------|--------------|----|---------|----|---------|----|----|------|-------|-----|-----|
| Bedford (ARNG) | | Army Guard | Bedford | 4 | 22,265 | 4 | 22,265 | 5 | 5 | 5.2 | 157 | 4 | 1 |
| Elkhart (ARNG) | | Army Guard | Elkhart | 10 | 31,873 | 10 | 31,873 | 8 | 8 | 6.9 | 196 | 7 | 1 |
| Evansville (1998) | | Army Guard | Evansville | 3 | 174,762 | 3 | 174,762 | 20 | 20 | 33.7 | 544 | 6 | 3 |
| Fort Wayne (ARNG) | | Army Guard | Fort Wayne | 6 | 64,215 | 6 | 64,215 | 21 | 21 | 12.5 | 528 | 7 | 2 |
| Gary (ARNG) | | Army Guard | Gary | 9 | 51,248 | 9 | 51,248 | 15 | 15 | 9.8 | 315 | 12 | 1 |
| Indianapolis 38 ID | | Army Guard | Indianapolis | 3 | 106,366 | 3 | 106,366 | 68 | 68 | 23.4 | 1,179 | 3 | 12 |
| Indianapolis CSMS #1 | | Army Guard | Indianapolis | 4 | 97,131 | 4 | 97,131 | 12 | 12 | 20.5 | 0 | 0 | 0 |
| Jasper (ARNG) | | Army Guard | Jasper | 3 | 32,500 | 3 | 32,500 | 6 | 6 | 6.6 | 317 | 6 | 1 |
| Lafayette (ARNG) | R | Army Guard | Lafayette | 3 | 42,910 | 3 | 42,910 | 16 | 16 | 8.5 | 145 | 5 | 1 |
| Logansport (ARNG) | | Army Guard | Logansport | 6 | 26,689 | 6 | 26,689 | 8 | 8 | 5.1 | 215 | 5 | 1 |
| Muncie (ARNG) | | Army Guard | Muncie | 4 | 35,163 | 4 | 35,163 | 16 | 16 | 6.8 | 192 | 0 | 1 |
| New Albany (ARNG) | | Army Guard | New Albany | 3 | 28,014 | 3 | 28,014 | 9 | 9 | 5.9 | 520 | 8 | 1 |
| * Raytheon Inpls Intl Airport | | Army Guard | Indianapolis | 0 | 0 | 1 | 51,600 | 6 | 6 | 13.0 | 15 | 0 | 0 |
| * Shelbyville (ARNG) | | Army Guard | Shelbyville | 4 | 88,065 | 5 | 101,565 | 58 | 58 | 29.3 | 763 | 0 | 4 |
| South Bend (ARNG) | | Army Guard | South Bend | 4 | 60,871 | 4 | 60,871 | 16 | 16 | 11.6 | 230 | 0 | 2 |
| Stout Field Indianapolis | | Army Guard | Indianapolis | 18 | 425,200 | 18 | 425,200 | 18 | 18 | 68.7 | 951 | 485 | 123 |

* Sites having assets that are Federally funded (e.g., owned, lease, licence, permit) and State-owned interest.

** All Locations that do not meet criteria of at least five (5) Acres AND at least \$5M PRV.

State/Territories Army National Guard Base Structure Report - As of 30 Sep 2006

| SITE | BRAC 2005 | COMPONENT | NAME NEAREST CITY | BUILDINGS | | | | STATE OWNED ACRES | TOTAL ACRES | PRV (\$M) | MIL | CIV | OTHER |
|--------------------------------|--------------|------------|-------------------------|-------------|------------------|------------|------------------|-------------------------|----------------|--------------|---------------|------------|--------------|
| | | | | STATE OWNED | | TOTAL | | | | | | | |
| | | | | COUNT | SQFT | COUNT | SQFT | | | | | | |
| ** OTHER SITE(S): 67 | | | | 124 | 1,104,240 | 511 | 2,434,658 | 450 | 33,589 | 707.4 | 6,570 | 180 | 6,784 |
| Indiana Total: | | | | 208 | 2,391,512 | 597 | 3,787,030 | 749 | 33,888 | 975.0 | 12,837 | 728 | 6,938 |
| <u>Iowa</u> | | | | | | | | | | | | | |
| Algona (ARNG) | | Army Guard | Algona | 4 | 29,282 | 4 | 29,282 | 12 | 12 | 5.1 | 94 | 0 | 0 |
| * Boone (ARNG) | | Army Guard | Boone | 8 | 194,337 | 8 | 194,337 | 22 | 28 | 73.1 | 1,177 | 8 | 0 |
| * Camp Dodge Johnston TS | R | Army Guard | Johnston | 238 | 1,150,244 | 271 | 1,804,134 | 2,333 | 31,183 | 547.6 | 2,077 | 403 | 826 |
| Cedar Rapids (ARNG) | C | Army Guard | Cedar Rapids | 8 | 73,653 | 8 | 73,653 | 5 | 5 | 12.8 | 391 | 13 | 0 |
| Centerville (ARNG) | | Army Guard | Centerville | 4 | 33,741 | 4 | 33,741 | 8 | 8 | 5.7 | 57 | 0 | 0 |
| Chariton (ARNG) | | Army Guard | Chariton | 10 | 36,368 | 10 | 36,368 | 5 | 5 | 5.3 | 60 | 6 | 0 |
| Clinton (ARNG) | | Army Guard | Clinton | 4 | 27,875 | 4 | 27,875 | 10 | 10 | 5.2 | 117 | 0 | 0 |
| Council Bluffs (ARNG) | | Army Guard | Council Bluffs | 5 | 65,091 | 5 | 65,091 | 42 | 42 | 11.9 | 227 | 5 | 0 |
| * Davenport AASF | | Army Guard | Davenport | 8 | 73,880 | 8 | 73,880 | 12 | 16 | 19.9 | 265 | 0 | 0 |
| Dubuque (ARNG) | | Army Guard | Dubuque | 5 | 70,635 | 5 | 70,635 | 22 | 22 | 10.0 | 275 | 0 | 0 |
| Estherville (ARNG) | | Army Guard | Estherville | 3 | 39,431 | 3 | 39,431 | 5 | 5 | 7.4 | 94 | 1 | 0 |
| Fairfield Armory | | Army Guard | Fairfield | 3 | 46,747 | 3 | 46,747 | 5 | 5 | 8.0 | 82 | 2 | 0 |
| Fort Dodge (ARNG) | C | Army Guard | Fort Dodge | 7 | 72,749 | 7 | 72,749 | 7 | 7 | 11.3 | 158 | 5 | 0 |
| Iowa City (ARNG) | | Army Guard | Iowa City | 3 | 27,452 | 3 | 27,452 | 5 | 5 | 5.5 | 346 | 9 | 0 |
| Mason City (ARNG) | | Army Guard | Mason City | 9 | 58,340 | 9 | 58,340 | 13 | 13 | 9.5 | 118 | 6 | 0 |
| Oskaloosa (ARNG) | | Army Guard | Oskaloosa | 3 | 36,052 | 3 | 36,052 | 10 | 10 | 6.0 | 60 | 1 | 0 |
| Ottumwa (ARNG) | | Army Guard | Ottumwa | 3 | 36,536 | 3 | 36,536 | 5 | 5 | 5.2 | 129 | 0 | 0 |
| Sheldon (ARNG) | | Army Guard | Sheldon | 4 | 35,480 | 4 | 35,480 | 6 | 6 | 5.0 | 118 | 1 | 0 |
| Sioux City (ARNG) | | Army Guard | Sioux City | 6 | 58,804 | 6 | 58,804 | 11 | 11 | 8.8 | 237 | 7 | 1 |
| Washington (ARNG) | | Army Guard | Washington | 3 | 32,498 | 3 | 32,498 | 6 | 6 | 5.0 | 100 | 0 | 0 |
| * Waterloo Airport | | Army Guard | Waterloo | 9 | 51,252 | 9 | 51,252 | 5 | 7 | 7.9 | 240 | 2 | 0 |
| ** OTHER SITE(S): 31 | | | | 91 | 645,219 | 93 | 664,051 | 150 | 290 | 119.9 | 2,219 | 71 | 2 |
| Iowa Total: | | | | 438 | 2,895,666 | 473 | 3,568,388 | 2,699 | 31,702 | 896.4 | 8,641 | 540 | 829 |
| <u>Kansas</u> | | | | | | | | | | | | | |
| Hutchinson Readiness Center | | Army Guard | Hutchinson | 3 | 47,147 | 3 | 47,147 | 7 | 7 | 8.9 | 57 | 9 | 1 |
| JFHQ - Kansas | | Army Guard | Topeka | 27 | 272,737 | 27 | 272,737 | 79 | 79 | 47.0 | 558 | 217 | 83 |
| * Kansas City Readiness Center | | Army Guard | Kansas City | 2 | 68,488 | 2 | 68,488 | 5 | 20 | 13.8 | 354 | 9 | 4 |
| Lenexa Readiness Center | | Army Guard | Lenexa | 3 | 34,994 | 3 | 34,994 | 7 | 7 | 6.7 | 146 | 0 | 1 |
| Olathe Readiness Center | | Army Guard | Olathe | 1 | 32,877 | 1 | 32,877 | 5 | 5 | 6.2 | 222 | 1 | 0 |

* Sites having assets that are Federally funded (e.g., owned, lease, licence, permit) and State-owned interest.

** All Locations that do not meet criteria of at least five (5) Acres AND at least \$5M PRV.

State/Territories Army National Guard Base Structure Report - As of 30 Sep 2006

| SITE | BRAC 2005 | COMPONENT | NAME NEAREST CITY | BUILDINGS | | | | STATE OWNED ACRES | TOTAL ACRES | PRV (\$M) | MIL | CIV | OTHER |
|------------------------------|--------------|------------|-------------------------|-------------|------------------|------------|------------------|-------------------------|----------------|--------------|--------------|------------|------------|
| | | | | STATE OWNED | | TOTAL | | | | | | | |
| | | | | COUNT | SQFT | COUNT | SQFT | | | | | | |
| * Salina KS Training Center | | Army Guard | Salina | 13 | 273,629 | 17 | 379,353 | 50 | 98 | 79.7 | 86 | 0 | 4 |
| Wichita (S) Readiness Center | | Army Guard | Wichita | 2 | 27,149 | 2 | 27,149 | 6 | 6 | 5.2 | 374 | 6 | 0 |
| ** OTHER SITE(S): 53 | | | | 79 | 796,607 | 116 | 1,054,009 | 130 | 3,727 | 216.2 | 3,960 | 158 | 52 |
| Kansas Total: | | | | 130 | 1,553,627 | 171 | 1,916,753 | 289 | 3,949 | 383.7 | 5,757 | 400 | 145 |
| <u>Kentucky</u> | | | | | | | | | | | | | |
| Bluegrass Station | R | Army Guard | Avon | 6 | 22,672 | 6 | 22,672 | 780 | 780 | 11.6 | 39 | 11 | 0 |
| Buechel Armory | | Army Guard | Buechel | 5 | 30,725 | 5 | 30,725 | 20 | 20 | 5.6 | 384 | 0 | 1 |
| * Frankfort Boone NG Center | | Army Guard | Frankfort | 47 | 318,850 | 48 | 321,219 | 655 | 655 | 91.1 | 1,122 | 177 | 148 |
| * Lexington Armory | | Army Guard | Lexington | 6 | 9,744 | 8 | 36,840 | 18 | 18 | 6.7 | 403 | 10 | 3 |
| Louisville Armory | | Army Guard | Louisville | 9 | 55,422 | 9 | 55,422 | 12 | 12 | 9.6 | 363 | 12 | 2 |
| Owensboro Armory | | Army Guard | Owensboro | 4 | 36,472 | 4 | 36,472 | 7 | 7 | 7.5 | 109 | 0 | 3 |
| Springfield Armory | | Army Guard | Springfield | 3 | 32,402 | 3 | 32,402 | 7 | 7 | 6.1 | 0 | 0 | 0 |
| W.H. Ford Regional Tng Ctr | | Army Guard | Greenville | 68 | 489,068 | 68 | 489,068 | 11,080 | 11,080 | 140.3 | 142 | 62 | 41 |
| ** OTHER SITE(S): 58 | | | | 142 | 835,077 | 154 | 870,778 | 929 | 1,799 | 163.4 | 4,795 | 45 | 50 |
| Kentucky Total: | | | | 290 | 1,830,432 | 305 | 1,895,598 | 13,508 | 14,378 | 441.9 | 7,357 | 317 | 248 |
| <u>Louisiana</u> | | | | | | | | | | | | | |
| Abbeville (ARNG) | | Army Guard | Abbeville | 10 | 27,167 | 10 | 27,167 | 6 | 6 | 5.1 | 267 | 7 | 0 |
| Alexandria (ARNG) | | Army Guard | Alexandria | 5 | 39,222 | 5 | 39,222 | 5 | 5 | 7.7 | 308 | 0 | 0 |
| Beauregard Training Range | | Army Guard | Pineville | 65 | 45,619 | 65 | 45,619 | 12,888 | 12,888 | 15.3 | 0 | 0 | 0 |
| Bossier City (ARNG) | | Army Guard | Bossier City | 9 | 42,706 | 9 | 42,706 | 10 | 10 | 9.0 | 168 | 4 | 0 |
| Camp Cook | | Army Guard | Ball | 31 | 113,350 | 31 | 113,350 | 38 | 38 | 23.7 | 149 | 0 | 1 |
| * Camp Minden Training Site | | Army Guard | Minden | 512 | 2,678,737 | 519 | 2,682,009 | 15,253 | 15,253 | 460.7 | 292 | 15 | 739 |
| Camp Villere | | Army Guard | Slidell | 47 | 91,915 | 47 | 91,915 | 1,707 | 1,707 | 33.9 | 54 | 7 | 36 |
| Carville Gillis Long Center | | Army Guard | Carville | 137 | 845,766 | 137 | 845,766 | 366 | 366 | 161.9 | 490 | 0 | 478 |
| Jackson Bks | R | Army Guard | New Orleans | 103 | 422,543 | 103 | 422,543 | 113 | 113 | 71.5 | 1,117 | 242 | 44 |
| Jena Armory | | Army Guard | Jena | 8 | 30,571 | 8 | 30,571 | 10 | 10 | 6.9 | 125 | 7 | 0 |
| Lafayette (ARNG) | | Army Guard | Lafayette | 11 | 62,459 | 11 | 62,459 | 6 | 6 | 12.3 | 345 | 8 | 0 |
| Monroe (ARNG) | | Army Guard | Monroe | 8 | 41,155 | 8 | 41,155 | 10 | 10 | 8.5 | 81 | 8 | 0 |
| Napoleonville (ARNG) | | Army Guard | Napoleonville | 3 | 25,322 | 3 | 25,322 | 5 | 5 | 5.2 | 0 | 0 | 0 |
| Ruston (ARNG) | | Army Guard | Ruston | 7 | 105,347 | 7 | 105,347 | 16 | 16 | 20.4 | 242 | 9 | 0 |
| Shreveport (ARNG) | | Army Guard | Shreveport | 11 | 63,853 | 11 | 63,853 | 5 | 5 | 11.2 | 194 | 9 | 0 |
| * SMR Camp Beauregard | | Army Guard | Pineville | 282 | 826,918 | 282 | 826,918 | 728 | 728 | 155.5 | 935 | 220 | 596 |

* Sites having assets that are Federally funded (e.g., owned, lease, licence, permit) and State-owned interest.

** All Locations that do not meet criteria of at least five (5) Acres AND at least \$5M PRV.

State/Territories Army National Guard Base Structure Report - As of 30 Sep 2006

| SITE | BRAC 2005 | COMPONENT | NAME NEAREST CITY | BUILDINGS | | | | STATE OWNED ACRES | TOTAL ACRES | PRV (\$M) | MIL | CIV | OTHER |
|--------------------------------|--------------|------------|-------------------------|--------------|------------------|--------------|------------------|-------------------------|----------------|----------------|--------------|------------|--------------|
| | | | | STATE OWNED | | TOTAL | | | | | | | |
| | | | | COUNT | SQFT | COUNT | SQFT | | | | | | |
| ** OTHER SITE(S): 54 | | | | 203 | 1,085,712 | 208 | 1,171,112 | 261 | 2,453 | 298.6 | 4,645 | 38 | 0 |
| Louisiana Total: | | | | 1,452 | 6,548,362 | 1,464 | 6,637,034 | 31,427 | 33,619 | 1,307.6 | 9,412 | 574 | 1,894 |
| Maine | | | | | | | | | | | | | |
| Augusta Armory | | Army Guard | Augusta | 1 | 67,686 | 1 | 67,686 | 5 | 5 | 13.9 | 211 | 1 | 4 |
| Belfast Armory | | Army Guard | Belfast | 2 | 24,680 | 2 | 24,680 | 27 | 27 | 36.2 | 68 | 0 | 0 |
| * Bog Brook Riley TS | | Army Guard | West Bethel | 10 | 6,126 | 27 | 23,684 | 10,172 | 10,220 | 11.1 | 6 | 0 | 0 |
| Brewer Armory | | Army Guard | Brewer | 4 | 30,043 | 4 | 30,043 | 6 | 6 | 6.2 | 172 | 0 | 0 |
| Camp Keyes TS | | Army Guard | Augusta | 40 | 278,448 | 40 | 278,448 | 38 | 38 | 58.4 | 303 | 96 | 92 |
| Lewiston AFRC | | Army Guard | Lewiston | 6 | 31,947 | 6 | 31,947 | 6 | 6 | 6.2 | 179 | 1 | 0 |
| Norway Armory | | Army Guard | Norway | 3 | 35,741 | 3 | 35,741 | 5 | 5 | 7.5 | 78 | 0 | 0 |
| Portland Armory FMS | | Army Guard | Portland | 8 | 60,479 | 8 | 60,479 | 9 | 9 | 12.2 | 132 | 16 | 13 |
| Presque Isle Armory | | Army Guard | Presque Isle | 3 | 26,876 | 3 | 26,876 | 6 | 6 | 5.2 | 51 | 0 | 2 |
| Solman State Armory | | Army Guard | Caribou | 2 | 60,258 | 2 | 60,258 | 7 | 7 | 11.2 | 0 | 0 | 15 |
| Waterville Armory | | Army Guard | Waterville | 4 | 40,086 | 4 | 40,086 | 5 | 5 | 8.5 | 64 | 0 | 19 |
| ** OTHER SITE(S): 19 | | | | 48 | 167,448 | 91 | 500,868 | 871 | 713,308 | 180.7 | 1,388 | 143 | 71 |
| Maine Total: | | | | 131 | 829,817 | 191 | 1,180,795 | 11,157 | 723,641 | 357.3 | 2,652 | 257 | 216 |
| Maryland | | | | | | | | | | | | | |
| BG (MD) Louis G. Smith | | Army Guard | Easton | 1 | 22,154 | 1 | 22,154 | 12 | 12 | 5.2 | 0 | 0 | 0 |
| BG (MD) Randolph Millholland | | Army Guard | Hagerstown | 3 | 38,269 | 3 | 38,269 | 25 | 25 | 8.2 | 78 | 9 | 0 |
| BG Thomas B. Baker | | Army Guard | Ellicott City | 4 | 33,032 | 4 | 33,032 | 6 | 6 | 6.2 | 188 | 0 | 0 |
| Cong Steny Hoyer Armory | | Army Guard | Cheltenham | 4 | 35,791 | 4 | 35,791 | 14 | 14 | 8.0 | 102 | 7 | 0 |
| CPT Thomas Price | | Army Guard | Cumberland | 2 | 27,611 | 2 | 27,611 | 9 | 9 | 5.6 | 0 | 6 | 0 |
| CSM Blair Lee Crockett | | Army Guard | Salisbury | 3 | 33,430 | 3 | 33,430 | 11 | 11 | 8.0 | 223 | 8 | 0 |
| CSM Jerome M. Grollman | | Army Guard | Dundalk | 3 | 34,586 | 3 | 34,586 | 8 | 8 | 8.2 | 338 | 10 | 0 |
| CW4 Melvin Sherr | | Army Guard | Parkville | 2 | 44,675 | 2 | 44,675 | 16 | 16 | 8.7 | 255 | 1 | 0 |
| Havre de Grace Military Res | | Army Guard | Havre de Grace | 40 | 233,832 | 40 | 233,832 | 65 | 65 | 44.4 | 266 | 94 | 10 |
| LTC (MD) E. Leslie Medford | | Army Guard | Annapolis | 2 | 41,833 | 2 | 41,833 | 6 | 6 | 8.8 | 204 | 0 | 1 |
| MG (Brevet) John R. Kenly | | Army Guard | Greenbelt | 3 | 31,652 | 3 | 31,652 | 8 | 8 | 6.5 | 94 | 0 | 0 |
| MG George M. Gelston | | Army Guard | Silver Spring | 3 | 27,078 | 3 | 27,078 | 14 | 14 | 6.6 | 131 | 7 | 0 |
| MG Harry C. Ruhl | | Army Guard | Towson | 1 | 71,699 | 1 | 71,699 | 7 | 7 | 15.4 | 187 | 0 | 0 |
| MTA Camp Fretterd | | Army Guard | Reisterstown | 57 | 392,822 | 57 | 392,822 | 592 | 592 | 94.5 | 579 | 24 | 104 |
| MTA Gunpowder Military Reserva | | Army Guard | Glen Arm | 19 | 51,519 | 19 | 51,519 | 240 | 240 | 14.4 | 127 | 0 | 58 |

* Sites having assets that are Federally funded (e.g., owned, lease, licence, permit) and State-owned interest.

** All Locations that do not meet criteria of at least five (5) Acres AND at least \$5M PRV.

**State/Territories Army National Guard
Base Structure Report - As of 30 Sep 2006**

| SITE | BRAC 2005 | COMPONENT | NAME NEAREST CITY | BUILDINGS | | | | STATE OWNED ACRES | TOTAL ACRES | PRV (\$M) | MIL | CIV | OTHER |
|------------------------------|--------------|------------|-------------------------|-------------|------------------|--------------|-------------------|-------------------------|----------------|----------------|---------------|--------------|--------------|
| | | | | STATE OWNED | | TOTAL | | | | | | | |
| | | | | COUNT | SQFT | COUNT | SQFT | | | | | | |
| Pikesville Mil Res | | Army Guard | Pikesville | 6 | 248,774 | 6 | 248,774 | 15 | 15 | 40.7 | 426 | 9 | 0 |
| ** OTHER SITE(S): 23 | | | | 68 | 902,420 | 2,209 | 15,849,274 | 1,221 | 73,693 | 3,679.7 | 7,608 | 6,376 | 5,592 |
| Maryland Total: | | | | 221 | 2,271,177 | 2,362 | 17,218,031 | 2,268 | 74,740 | 3,969.1 | 10,806 | 6,551 | 5,765 |
| Massachusetts | | | | | | | | | | | | | |
| Ayer/Devens | C | Army Guard | Ayer | 17 | 125,251 | 17 | 125,251 | 64 | 64 | 28.9 | 0 | 0 | 0 |
| Brockton (ARNG) | | Army Guard | Brockton | 5 | 28,940 | 5 | 28,940 | 8 | 8 | 6.6 | 67 | 6 | 0 |
| MTA Camp Curtis Guil | | Army Guard | Reading | 50 | 111,725 | 50 | 111,725 | 680 | 680 | 24.3 | 535 | 16 | 11 |
| ** OTHER SITE(S): 50 | | | | 94 | 1,597,114 | 344 | 2,840,140 | 58 | 14,785 | 686.4 | 6,106 | 336 | 202 |
| Massachusetts Total: | | | | 166 | 1,863,030 | 416 | 3,106,056 | 811 | 15,537 | 746.2 | 6,708 | 358 | 213 |
| Michigan | | | | | | | | | | | | | |
| Bay City (ARNG) | | Army Guard | Bay City | 3 | 45,818 | 3 | 45,818 | 12 | 12 | 8.2 | 107 | 0 | 1 |
| Big Rapids (ARNG) | | Army Guard | Big Rapids | 4 | 27,560 | 4 | 27,560 | 10 | 10 | 5.1 | 176 | 0 | 0 |
| Detroit Light Guard | | Army Guard | Detroit | 5 | 118,353 | 5 | 118,353 | 8 | 8 | 22.1 | 651 | 9 | 3 |
| Detroit Olympia | | Army Guard | Detroit | 3 | 47,191 | 3 | 47,191 | 10 | 10 | 11.6 | 217 | 0 | 0 |
| Grand Ledge Hangar | | Army Guard | Grand Ledge | 1 | 26,304 | 1 | 26,304 | 29 | 29 | 12.8 | 0 | 36 | 1 |
| Howell (ARNG) | | Army Guard | Howell | 3 | 35,834 | 3 | 35,834 | 6 | 6 | 8.4 | 120 | 0 | 0 |
| Ishpeming (ARNG) | | Army Guard | Ishpeming | 7 | 38,691 | 7 | 38,691 | 8 | 8 | 7.8 | 185 | 20 | 1 |
| Jackson (ARNG) | | Army Guard | Jackson | 5 | 117,021 | 5 | 117,021 | 32 | 32 | 23.9 | 302 | 1 | 1 |
| Kalamazoo (ARNG) | | Army Guard | Kalamazoo | 6 | 32,418 | 6 | 32,418 | 43 | 43 | 5.9 | 189 | 0 | 1 |
| Lansing Artillery | | Army Guard | Lansing | 7 | 51,199 | 7 | 51,199 | 27 | 27 | 8.8 | 235 | 0 | 1 |
| Lansing CSMS | | Army Guard | Lansing | 8 | 56,261 | 8 | 56,261 | 18 | 18 | 13.3 | 0 | 0 | 3 |
| Lansing Headquarters | | Army Guard | Lansing | 4 | 106,190 | 4 | 106,190 | 6 | 6 | 20.3 | 605 | 218 | 63 |
| Lansing Headquarters Complex | | Army Guard | Lansing | 4 | 252,956 | 4 | 252,956 | 59 | 59 | 56.9 | 0 | 0 | 0 |
| Lansing USPFO | | Army Guard | Lansing | 6 | 73,095 | 6 | 73,095 | 6 | 6 | 9.5 | 0 | 0 | 0 |
| Manistee (ARNG) | | Army Guard | Manistee | 3 | 30,509 | 3 | 30,509 | 5 | 5 | 6.3 | 63 | 1 | 0 |
| Marquette (ARNG) | | Army Guard | Marquette | 4 | 33,115 | 4 | 33,115 | 6 | 6 | 6.4 | 149 | 8 | 1 |
| Midland (ARNG) | | Army Guard | Midland | 7 | 48,714 | 7 | 48,714 | 12 | 12 | 7.7 | 142 | 13 | 1 |
| Montague (ARNG) | | Army Guard | Montague | 6 | 65,059 | 6 | 65,059 | 10 | 10 | 8.9 | 160 | 7 | 1 |
| * MTC-H Camp Grayling | | Army Guard | Grayling | 390 | 1,599,598 | 390 | 1,599,598 | 146,750 | 146,808 | 537.4 | 524 | 123 | 94 |
| Pontiac (ARNG) | | Army Guard | Pontiac | 3 | 26,717 | 3 | 26,717 | 10 | 10 | 5.9 | 182 | 0 | 1 |
| Saginaw (ARNG) | | Army Guard | Saginaw | 2 | 29,779 | 2 | 29,779 | 6 | 6 | 6.6 | 80 | 0 | 0 |
| Sault Ste Marie (ARNG) | | Army Guard | Sault Ste Marie | 6 | 49,956 | 6 | 49,956 | 9 | 9 | 7.3 | 183 | 11 | 1 |

* Sites having assets that are Federally funded (e.g., owned, lease, licence, permit) and State-owned interest.

** All Locations that do not meet criteria of at least five (5) Acres AND at least \$5M PRV.

State/Territories Army National Guard Base Structure Report - As of 30 Sep 2006

| SITE | BRAC 2005 | COMPONENT | NAME NEAREST CITY | BUILDINGS | | | | STATE OWNED ACRES | TOTAL ACRES | PRV (\$M) | MIL | CIV | OTHER |
|--------------------------------|--------------|------------|-------------------------|--------------|------------------|--------------|------------------|-------------------------|----------------|----------------|--------------|------------|------------|
| | | | | STATE OWNED | | TOTAL | | | | | | | |
| | | | | COUNT | SQFT | COUNT | SQFT | | | | | | |
| Sturgis (ARNG) | | Army Guard | Sturgis | 5 | 23,603 | 5 | 23,603 | 6 | 6 | 5.0 | 56 | 0 | 1 |
| Taylor (ARNG) | | Army Guard | Taylor | 5 | 62,308 | 5 | 62,308 | 17 | 17 | 14.7 | 334 | 3 | 1 |
| Wyoming (ARNG) | | Army Guard | Wyoming | 6 | 113,533 | 6 | 113,533 | 10 | 10 | 20.7 | 648 | 17 | 1 |
| Ypsilanti (ARNG) | | Army Guard | Ypsilanti | 5 | 76,397 | 5 | 76,397 | 9 | 9 | 13.4 | 257 | 19 | 1 |
| ** OTHER SITE(S): 37 | | | | 99 | 675,327 | 278 | 1,459,463 | 257 | 8,737 | 610.4 | 3,415 | 181 | 53 |
| Michigan Total: | | | | 607 | 3,863,506 | 786 | 4,647,642 | 147,380 | 155,918 | 1,465.3 | 8,980 | 667 | 231 |
| Minnesota | | | | | | | | | | | | | |
| Albert Lea NG Armory | | Army Guard | Albert Lea | 1 | 28,321 | 1 | 28,321 | 8 | 8 | 5.9 | 79 | 1 | 0 |
| Austin NG Armory | | Army Guard | Austin | 2 | 23,460 | 2 | 23,460 | 5 | 5 | 5.1 | 127 | 0 | 0 |
| Bloomington NG Armory | | Army Guard | Bloomington | 1 | 41,623 | 1 | 41,623 | 11 | 11 | 9.6 | 231 | 3 | 0 |
| Brainerd NG Armory | | Army Guard | Brainerd | 1 | 39,112 | 1 | 39,112 | 9 | 9 | 9.0 | 215 | 0 | 0 |
| Brooklyn Park NG Armory | | Army Guard | Brooklyn Park | 1 | 28,433 | 1 | 28,433 | 5 | 5 | 6.8 | 179 | 1 | 0 |
| * Camp Ripley | | Army Guard | Little Falls | 1,347 | 2,625,733 | 1,347 | 2,625,733 | 52,758 | 53,639 | 810.0 | 1,346 | 230 | 367 |
| Cottage Grove NG Armory | | Army Guard | Cottage Grove | 1 | 54,651 | 1 | 54,651 | 7 | 7 | 12.3 | 157 | 1 | 0 |
| Detroit Lakes NG Armory OMS #5 | | Army Guard | Detroit Lakes | 3 | 22,716 | 3 | 22,716 | 5 | 5 | 5.3 | 53 | 9 | 0 |
| * Duluth NG Armory | | Army Guard | Duluth | 1 | 44,502 | 1 | 44,502 | 7 | 207 | 10.6 | 366 | 0 | 0 |
| * Holman Field AASF | | Army Guard | St. Paul | 2 | 109,059 | 2 | 109,059 | 8 | 8 | 33.3 | 523 | 3 | 0 |
| Inver Grove Hieghts Armory | | Army Guard | Inver Grove Heights | 1 | 42,477 | 1 | 42,477 | 5 | 5 | 9.9 | 325 | 0 | 0 |
| Mankato NG Armory | | Army Guard | Mankato | 2 | 65,160 | 2 | 65,160 | 5 | 5 | 12.5 | 211 | 6 | 0 |
| Minneapolis NG Armory | | Army Guard | Minneapolis | 1 | 37,013 | 1 | 37,013 | 6 | 6 | 9.0 | 245 | 1 | 0 |
| * Montevideo NG Armory | | Army Guard | Montevideo | 1 | 40,689 | 1 | 40,689 | 4 | 44 | 9.3 | 4 | 0 | 0 |
| Moorhead NG Armory | | Army Guard | Moorhead | 2 | 55,928 | 2 | 55,928 | 7 | 7 | 10.9 | 319 | 3 | 0 |
| * Rochester NGA and OMS 2 | | Army Guard | Rochester | 4 | 40,248 | 4 | 40,248 | 8 | 408 | 9.8 | 339 | 7 | 0 |
| * Rosemount NG Armory | | Army Guard | Rosemount | 1 | 99,522 | 1 | 99,522 | 12 | 112 | 22.3 | 521 | 4 | 0 |
| Rosemount NG Maint Facility | | Army Guard | Rosemount | 1 | 30,516 | 1 | 30,516 | 44 | 44 | 8.1 | 0 | 14 | 0 |
| * Roseville NG Armory | | Army Guard | Roseville | 2 | 41,617 | 2 | 41,617 | 7 | 7 | 9.4 | 368 | 6 | 0 |
| * St Cloud NG Armory | | Army Guard | St. Cloud | 1 | 40,373 | 1 | 40,373 | 7 | 57 | 9.7 | 493 | 5 | 0 |
| ** OTHER SITE(S): 53 | | | | 69 | 938,880 | 129 | 1,114,718 | 162 | 3,144 | 247.4 | 3,833 | 368 | 0 |
| Minnesota Total: | | | | 1,445 | 4,450,033 | 1,505 | 4,625,871 | 53,090 | 57,743 | 1,266.2 | 9,934 | 662 | 367 |

Mississippi

| | | | | | | | | | | | | | |
|-------------------|--|------------|------------|---|--------|-----|---------|----|--------|-------|-----|----|----|
| Brookhaven (ARNG) | | Army Guard | Brookhaven | 4 | 36,935 | 4 | 36,935 | 15 | 15 | 7.0 | 0 | 7 | 0 |
| * CTA Camp McCain | | Army Guard | Elliott | 0 | 0 | 105 | 369,299 | 6 | 12,887 | 112.2 | 240 | 65 | 73 |

* Sites having assets that are Federally funded (e.g., owned, lease, licence, permit) and State-owned interest.

** All Locations that do not meet criteria of at least five (5) Acres AND at least \$5M PRV.

State/Territories Army National Guard Base Structure Report - As of 30 Sep 2006

| SITE | BRAC 2005 | COMPONENT | NAME NEAREST CITY | BUILDINGS | | | | STATE OWNED ACRES | TOTAL ACRES | PRV (\$M) | MIL | CIV | OTHER |
|------------------------------|--------------|------------|-------------------------|--------------|------------------|--------------|------------------|-------------------------|----------------|----------------|---------------|------------|--------------|
| | | | | STATE OWNED | | TOTAL | | | | | | | |
| | | | | COUNT | SQFT | COUNT | SQFT | | | | | | |
| Jackson N.W. St. | | Army Guard | Jackson | 6 | 32,823 | 6 | 32,823 | 8 | 8 | 5.7 | 245 | 0 | 0 |
| * MTA Camp Shelby | | Army Guard | Hattiesburg | 878 | 2,839,037 | 920 | 3,123,966 | 8,300 | 134,011 | 782.0 | 1,387 | 266 | 1,773 |
| Oxford (ARNG) | | Army Guard | Oxford | 2 | 66,040 | 2 | 66,040 | 21 | 21 | 12.7 | 63 | 1 | 0 |
| Tago | | Army Guard | Jackson | 6 | 93,520 | 6 | 93,520 | 10 | 10 | 16.3 | 464 | 323 | 82 |
| Vicksburg Station | | Army Guard | Vicksburg | 4 | 45,067 | 4 | 45,067 | 10 | 10 | 8.5 | 119 | 0 | 0 |
| ** OTHER SITE(S): 100 | | | | 299 | 2,198,544 | 306 | 2,259,216 | 7 | 602 | 464.4 | 8,039 | 257 | 57 |
| Mississippi Total: | | | | 1,199 | 5,311,966 | 1,353 | 6,026,866 | 8,377 | 147,563 | 1,408.9 | 10,557 | 919 | 1,985 |

Missouri

| | | | | | | | | | | | | | |
|----------------------------------|---|------------|----------------|------------|------------------|------------|------------------|--------------|---------------|--------------|--------------|------------|------------|
| Columbia (ARNG) | | Army Guard | Columbia | 2 | 28,854 | 2 | 28,854 | 10 | 10 | 5.6 | 92 | 0 | 1 |
| Dexter (New) | | Army Guard | Dexter | 2 | 27,808 | 2 | 27,808 | 10 | 10 | 5.7 | 0 | 0 | 0 |
| Festus (ARNG) | | Army Guard | Festus | 4 | 39,755 | 4 | 39,755 | 40 | 40 | 9.3 | 0 | 8 | 1 |
| Jefferson Bks St Louis | C | Army Guard | St Louis | 11 | 222,450 | 11 | 222,450 | 35 | 35 | 43.2 | 472 | 24 | 36 |
| Jefferson City (ARNG) | | Army Guard | Jefferson City | 2 | 47,209 | 2 | 47,209 | 15 | 15 | 9.6 | 89 | 8 | 0 |
| Jefferson City AASF | | Army Guard | Jefferson City | 1 | 29,847 | 1 | 29,847 | 17 | 17 | 10.7 | 76 | 0 | 5 |
| Joplin (ARNG) | | Army Guard | Joplin | 2 | 29,192 | 2 | 29,192 | 5 | 5 | 5.5 | 171 | 4 | 4 |
| Lexington (ARNG) | | Army Guard | Lexington | 3 | 33,031 | 3 | 33,031 | 5 | 5 | 5.7 | 157 | 0 | 1 |
| Macon (ARNG) | | Army Guard | Macon | 4 | 33,901 | 4 | 33,901 | 10 | 10 | 6.3 | 183 | 1 | 1 |
| Macon TS | | Army Guard | Macon | 6 | 4,257 | 6 | 4,257 | 3,083 | 3,083 | 5.6 | 0 | 0 | 0 |
| * MTA Camp Clark Nevada | | Army Guard | Nevada | 0 | 0 | 184 | 229,906 | 667 | 1,282 | 76.0 | 40 | 8 | 29 |
| Poplar Bluff (ARNG) | | Army Guard | Poplar Bluff | 3 | 43,181 | 3 | 43,181 | 10 | 10 | 8.2 | 439 | 8 | 3 |
| Springfield (ARNG) | | Army Guard | Springfield | 4 | 60,043 | 4 | 60,043 | 16 | 16 | 11.0 | 846 | 12 | 9 |
| St Joseph | | Army Guard | St. Joseph | 4 | 36,290 | 4 | 36,290 | 5 | 5 | 7.0 | 41 | 8 | 1 |
| TS Ike Skelton Jefferson City | | Army Guard | Jefferson City | 24 | 475,646 | 24 | 475,646 | 385 | 385 | 90.0 | 580 | 448 | 269 |
| * TS Mark Twain Natl Forest Wapp | | Army Guard | Wappapello | 0 | 0 | 10 | 12,402 | 2,200 | 2,200 | 6.2 | 0 | 0 | 0 |
| ** OTHER SITE(S): 59 | | | | 132 | 1,259,336 | 207 | 1,588,685 | 896 | 5,337 | 354.6 | 3,770 | 224 | 167 |
| Missouri Total: | | | | 204 | 2,370,800 | 473 | 2,942,457 | 7,409 | 12,465 | 660.0 | 6,956 | 753 | 527 |

Montana

| | | | | | | | | | | | | | |
|------------------------|--|------------|------------|---|---------|---|---------|----|----|------|-----|---|---|
| Billings AFRC | | Army Guard | Billings | 3 | 133,506 | 3 | 133,506 | 16 | 16 | 31.6 | 342 | 0 | 0 |
| Butte AFRC Annex | | Army Guard | Butte | 4 | 32,998 | 4 | 32,998 | 5 | 5 | 7.9 | 136 | 1 | 2 |
| Chinook RC - FMS 07 | | Army Guard | Chinook | 7 | 23,813 | 7 | 23,813 | 6 | 6 | 5.0 | 0 | 3 | 0 |
| Culbertson RC - FMS 04 | | Army Guard | Culbertson | 7 | 25,655 | 7 | 25,655 | 5 | 5 | 5.7 | 39 | 4 | 0 |
| Havre Readiness Center | | Army Guard | Havre | 2 | 37,246 | 2 | 37,246 | 6 | 6 | 8.5 | 71 | 0 | 0 |

* Sites having assets that are Federally funded (e.g., owned, lease, licence, permit) and State-owned interest.

** All Locations that do not meet criteria of at least five (5) Acres AND at least \$5M PRV.

State/Territories Army National Guard Base Structure Report - As of 30 Sep 2006

| SITE | BRAC 2005 | COMPONENT | NAME NEAREST CITY | BUILDINGS | | | | STATE OWNED ACRES | TOTAL ACRES | PRV (\$M) | MIL | CIV | OTHER |
|-------------------------------|--------------|------------|-------------------------|-------------|------------------|------------|------------------|-------------------------|----------------|--------------|--------------|------------|------------|
| | | | | STATE OWNED | | TOTAL | | | | | | | |
| | | | | COUNT | SQFT | COUNT | SQFT | | | | | | |
| Kalispell FMS 01-AFRC | | Army Guard | Kalispell | 6 | 68,306 | 6 | 68,306 | 20 | 20 | 16.3 | 247 | 4 | 2 |
| Missoula Readiness Center | C | Army Guard | Missoula | 2 | 28,203 | 2 | 28,203 | 5 | 5 | 7.3 | 194 | 0 | 2 |
| * MTA Ft Wm Henry Harrison | | Army Guard | Helena | 0 | 0 | 111 | 721,056 | 0 | 6,366 | 180.8 | 704 | 306 | 163 |
| ** OTHER SITE(S): 26 | | | | 47 | 335,361 | 72 | 683,590 | 83 | 23,726 | 219.9 | 1,207 | 14 | 170 |
| Montana Total: | | | | 78 | 685,088 | 214 | 1,754,373 | 146 | 30,155 | 483.1 | 2,940 | 332 | 339 |
| Nebraska | | | | | | | | | | | | | |
| Kearney RC/FMS 02 | C | Army Guard | Kearney | 5 | 61,217 | 5 | 61,217 | 29 | 29 | 10.7 | 136 | 12 | 0 |
| Lincoln 1776 Armory | | Army Guard | Lincoln | 1 | 65,532 | 1 | 65,532 | 9 | 9 | 13.0 | 299 | 53 | 0 |
| Lincoln Complex/FMS 01 | | Army Guard | Lincoln | 17 | 130,251 | 17 | 130,251 | 14 | 14 | 22.6 | 172 | 116 | 33 |
| Lincoln CSMS 31/USPFO | | Army Guard | Lincoln | 6 | 109,492 | 6 | 109,492 | 19 | 19 | 15.9 | 26 | 61 | 0 |
| Norfolk FMS 07 | | Army Guard | Norfolk | 3 | 26,718 | 3 | 26,718 | 14 | 14 | 6.3 | 14 | 0 | 0 |
| Omaha Readiness Center | | Army Guard | Omaha | 4 | 62,026 | 4 | 62,026 | 6 | 6 | 10.2 | 172 | 0 | 1 |
| ** OTHER SITE(S): 32 | | | | 68 | 580,997 | 269 | 1,372,467 | 144 | 5,913 | 300.7 | 3,208 | 114 | 74 |
| Nebraska Total: | | | | 104 | 1,036,233 | 305 | 1,827,703 | 234 | 6,003 | 379.4 | 4,027 | 356 | 108 |
| Nevada | | | | | | | | | | | | | |
| Fairview Complex | | Army Guard | Carson City | 10 | 159,075 | 10 | 159,075 | 29 | 29 | 40.2 | 258 | 226 | 138 |
| Floyd Edsall Training Center | | Army Guard | North Las Vegas | 11 | 118,711 | 11 | 118,711 | 3,984 | 3,984 | 32.8 | 797 | 16 | 30 |
| Harry Reid Training Center | | Army Guard | Reno | 14 | 154,227 | 14 | 154,227 | 48 | 48 | 67.3 | 345 | 0 | 28 |
| Henderson Complex | | Army Guard | Henderson | 7 | 31,671 | 7 | 31,671 | 35 | 35 | 8.3 | 308 | 0 | 1 |
| ** OTHER SITE(S): 12 | | | | 44 | 179,831 | 48 | 197,876 | 70 | 470 | 51.6 | 376 | 2 | 7 |
| Nevada Total: | | | | 86 | 643,515 | 90 | 661,560 | 4,166 | 4,565 | 200.2 | 2,084 | 244 | 204 |
| New Hampshire | | | | | | | | | | | | | |
| Hillsborough Readiness Center | | Army Guard | Hillsborough Center | 3 | 18,243 | 3 | 18,243 | 10 | 10 | 17.3 | 74 | 7 | 1 |
| Littleton Readiness Center | | Army Guard | Littleton | 5 | 31,214 | 5 | 31,214 | 20 | 20 | 6.0 | 48 | 5 | 1 |
| Manchester Readiness Center | | Army Guard | Manchester | 3 | 109,275 | 3 | 109,275 | 8 | 8 | 65.0 | 285 | 9 | 3 |
| Nashua Readiness Center | | Army Guard | Nashua | 2 | 23,082 | 2 | 23,082 | 7 | 7 | 5.1 | 230 | 0 | 1 |
| NH NG Training Site | | Army Guard | Center Strafford | 11 | 59,580 | 11 | 59,580 | 105 | 105 | 18.6 | 48 | 5 | 3 |
| ** OTHER SITE(S): 19 | | | | 49 | 610,239 | 52 | 637,116 | 111 | 274 | 139.6 | 1,545 | 169 | 70 |
| New Hampshire Total: | | | | 73 | 851,633 | 76 | 878,510 | 260 | 424 | 251.7 | 2,230 | 195 | 79 |

* Sites having assets that are Federally funded (e.g., owned, lease, licence, permit) and State-owned interest.

** All Locations that do not meet criteria of at least five (5) Acres AND at least \$5M PRV.

State/Territories Army National Guard Base Structure Report - As of 30 Sep 2006

| SITE | BRAC 2005 | COMPONENT | NAME NEAREST CITY | BUILDINGS | | | | STATE OWNED ACRES | TOTAL ACRES | PRV (\$M) | MIL | CIV | OTHER |
|-----------------------------|--------------|------------|-------------------------|-------------|------------------|------------|------------------|-------------------------|----------------|--------------|--------------|------------|------------|
| | | | | STATE OWNED | | TOTAL | | | | | | | |
| | | | | COUNT | SQFT | COUNT | SQFT | | | | | | |
| New Jersey | | | | | | | | | | | | | |
| Bordentown 206 | | Army Guard | Bordentown | 3 | 27,351 | 3 | 27,351 | 10 | 10 | 6.6 | 91 | 47 | 10 |
| Bordentown CSMS | | Army Guard | Bordentown | 5 | 39,372 | 5 | 39,372 | 15 | 15 | 9.6 | 0 | 0 | 2 |
| Cape May (ARNG) | | Army Guard | Cape May | 5 | 28,950 | 5 | 28,950 | 21 | 21 | 7.3 | 128 | 5 | 3 |
| Cherry Hill (ARNG) | | Army Guard | Cherry Hill | 3 | 41,696 | 3 | 41,696 | 9 | 9 | 10.6 | 343 | 8 | 2 |
| Flemington (ARNG) | | Army Guard | Flemington | 3 | 25,573 | 3 | 25,573 | 13 | 13 | 5.3 | 93 | 2 | 1 |
| Hackettstown (ARNG) | | Army Guard | Hackettstown | 3 | 26,999 | 3 | 26,999 | 16 | 16 | 5.6 | 65 | 0 | 2 |
| Lawrenceville (ARNG) | | Army Guard | Lawrenceville | 14 | 305,610 | 14 | 305,610 | 75 | 75 | 56.9 | 186 | 9 | 22 |
| Morristown (ARNG) | | Army Guard | Morristown | 5 | 82,844 | 5 | 82,844 | 43 | 43 | 26.9 | 448 | 9 | 3 |
| Riverdale (ARNG) | | Army Guard | Riverdale | 5 | 44,197 | 5 | 44,197 | 7 | 7 | 10.9 | 2 | 7 | 2 |
| Sea Girt NJ NGTC | | Army Guard | Sea Girt | 51 | 300,212 | 51 | 300,212 | 167 | 167 | 77.9 | 331 | 13 | 0 |
| Somerset (ARNG) | | Army Guard | Somerset | 4 | 57,027 | 4 | 57,027 | 20 | 20 | 14.1 | 153 | 12 | 4 |
| Teaneck (ARNG) | | Army Guard | Teaneck | 5 | 171,913 | 5 | 171,913 | 14 | 14 | 39.4 | 226 | 12 | 4 |
| Toms River (ARNG) | | Army Guard | Toms River | 6 | 32,194 | 6 | 32,194 | 32 | 32 | 7.7 | 210 | 3 | 2 |
| Vineland (ARNG) | | Army Guard | Vineland | 5 | 48,926 | 5 | 48,926 | 45 | 45 | 10.6 | 268 | 5 | 2 |
| Washington (ARNG) | | Army Guard | Washington | 2 | 37,482 | 2 | 37,482 | 17 | 17 | 8.8 | 355 | 1 | 4 |
| West Orange (ARNG) | | Army Guard | West Orange | 8 | 131,921 | 8 | 131,921 | 21 | 21 | 32.6 | 240 | 44 | 12 |
| Westfield (ARNG) | | Army Guard | Westfield | 5 | 76,026 | 5 | 76,026 | 13 | 13 | 18.4 | 276 | 8 | 2 |
| ** OTHER SITE(S): 22 | | | | 45 | 692,387 | 51 | 876,184 | 135 | 207 | 218.8 | 2,670 | 92 | 161 |
| New Jersey Total: | | | | 177 | 2,170,680 | 183 | 2,354,477 | 672 | 744 | 567.9 | 6,085 | 277 | 238 |
| New Mexico | | | | | | | | | | | | | |
| * Albuquerque (ARNG) | | Army Guard | Albuquerque | 5 | 44,640 | 5 | 44,640 | 17 | 17 | 9.5 | 418 | 8 | 62 |
| Belen (ARNG) | | Army Guard | Belen | 1 | 29,205 | 1 | 29,205 | 11 | 11 | 5.9 | 212 | 0 | 0 |
| Clovis (ARNG) | | Army Guard | Clovis | 4 | 35,571 | 4 | 35,571 | 12 | 12 | 7.2 | 119 | 6 | 0 |
| Farmington (ARNG) | | Army Guard | Farmington | 2 | 31,023 | 2 | 31,023 | 9 | 9 | 5.3 | 92 | 0 | 9 |
| Las Cruces (ARNG) | | Army Guard | Las Cruces | 3 | 52,969 | 3 | 52,969 | 43 | 43 | 10.8 | 364 | 11 | 34 |
| Ocate Complex TS | | Army Guard | Santa Fe | 14 | 301,490 | 14 | 301,490 | 313 | 313 | 57.4 | 800 | 263 | 140 |
| Portales (ARNG) | | Army Guard | Portales | 1 | 24,100 | 1 | 24,100 | 42 | 42 | 5.2 | 0 | 0 | 0 |
| Rio Rancho TS | | Army Guard | Rio Rancho | 14 | 112,938 | 14 | 112,938 | 120 | 120 | 20.6 | 399 | 10 | 2 |
| Springer (ARNG) | | Army Guard | Springer | 3 | 30,479 | 3 | 30,479 | 40 | 40 | 6.2 | 49 | 5 | 0 |
| Taos (ARNG) | | Army Guard | Taos | 1 | 27,300 | 1 | 27,300 | 10 | 10 | 8.0 | 72 | 0 | 2 |
| TS Camp Luna | | Army Guard | Las Vegas | 1 | 27,300 | 1 | 27,300 | 133 | 133 | 6.2 | 100 | 0 | 3 |

* Sites having assets that are Federally funded (e.g., owned, lease, licence, permit) and State-owned interest.

** All Locations that do not meet criteria of at least five (5) Acres AND at least \$5M PRV.

State/Territories Army National Guard Base Structure Report - As of 30 Sep 2006

| SITE | BRAC 2005 | COMPONENT | NAME NEAREST CITY | BUILDINGS | | | | STATE OWNED ACRES | TOTAL ACRES | PRV (\$M) | MIL | CIV | OTHER |
|-------------------------------|--------------|------------|---------------------------|-------------|------------------|------------|------------------|-------------------------|----------------|----------------|--------------|------------|------------|
| | | | | STATE OWNED | | TOTAL | | | | | | | |
| | | | | COUNT | SQFT | COUNT | SQFT | | | | | | |
| ** OTHER SITE(S): 27 | | | | 39 | 673,691 | 60 | 722,443 | 368 | 17,432 | 148.0 | 940 | 11 | 329 |
| New Mexico Total: | | | | 88 | 1,390,706 | 109 | 1,439,458 | 1,118 | 18,183 | 290.2 | 3,565 | 314 | 581 |
| <u>New York</u> | | | | | | | | | | | | | |
| Albany AASF 3 | | Army Guard | Latham | 2 | 35,270 | 2 | 35,270 | 22 | 22 | 14.2 | 0 | 0 | 0 |
| Auburn RC OMS 4 | | Army Guard | Auburn | 3 | 31,083 | 3 | 31,083 | 13 | 13 | 8.3 | 168 | 5 | 3 |
| Camp Smith Csms A | | Army Guard | Camp Smith Army Nat Gr | 83 | 567,102 | 83 | 567,102 | 1,614 | 1,614 | 112.4 | 238 | 68 | 57 |
| Carthage Readiness Center | | Army Guard | Carthage | 2 | 23,972 | 2 | 23,972 | 6 | 6 | 5.1 | 0 | 0 | 0 |
| DMNA HQ OMS19 | | Army Guard | Latham | 2 | 162,735 | 2 | 162,735 | 42 | 42 | 36.9 | 745 | 305 | 159 |
| Geneseo RC OMS 3 | | Army Guard | Geneseo | 2 | 52,629 | 2 | 52,629 | 18 | 18 | 11.3 | 80 | 5 | 0 |
| Horseheads Readiness Center | | Army Guard | Horseheads | 1 | 35,148 | 1 | 35,148 | 14 | 14 | 6.8 | 161 | 0 | 1 |
| Ithaca Readiness Center | | Army Guard | Ithaca | 1 | 26,965 | 1 | 26,965 | 8 | 8 | 6.2 | 79 | 0 | 0 |
| Kingston RC OMS 7 | | Army Guard | Kingston | 3 | 78,566 | 3 | 78,566 | 19 | 19 | 18.5 | 232 | 7 | 3 |
| Leeds Readiness Center | | Army Guard | Leeds | 1 | 23,144 | 1 | 23,144 | 94 | 94 | 8.3 | 51 | 0 | 1 |
| Masten Ave RC OMS 1 | | Army Guard | Buffalo | 6 | 299,567 | 6 | 299,567 | 10 | 10 | 67.0 | 751 | 21 | 3 |
| Newburgh Readiness Center | C | Army Guard | Newburgh | 2 | 80,379 | 2 | 80,379 | 12 | 12 | 16.2 | 271 | 1 | 2 |
| Orangeburg Readiness Center | | Army Guard | Orangeburg | 1 | 25,747 | 1 | 25,747 | 14 | 14 | 5.2 | 109 | 0 | 0 |
| Peekskill Readiness Center | | Army Guard | Peekskill | 4 | 96,314 | 4 | 96,314 | 22 | 22 | 18.1 | 0 | 0 | 0 |
| Riverhead Readiness Center | C | Army Guard | Riverhead | 2 | 32,221 | 2 | 32,221 | 6 | 6 | 6.7 | 27 | 0 | 0 |
| Rochester Culver Rd Readiness | | Army Guard | Rochester | 4 | 96,961 | 4 | 96,961 | 11 | 11 | 19.2 | 100 | 0 | 0 |
| * Rochester RC OMS 11 | | Army Guard | Rochester | 5 | 133,672 | 5 | 133,672 | 25 | 25 | 36.3 | 571 | 10 | 0 |
| Saranac Lake Readiness Center | | Army Guard | Saranac Lake | 1 | 20,784 | 1 | 20,784 | 29 | 29 | 5.3 | 29 | 0 | 0 |
| Staten Island RC OMS 14 | | Army Guard | Staten Island | 4 | 60,598 | 4 | 60,598 | 20 | 20 | 13.2 | 79 | 6 | 0 |
| Troy Glenmore Road RC OMS 17 | | Army Guard | Troy | 3 | 79,233 | 3 | 79,233 | 13 | 13 | 16.1 | 523 | 13 | 0 |
| Utica Readiness Center OMS 6 | | Army Guard | Utica | 5 | 106,925 | 5 | 106,925 | 20 | 20 | 21.3 | 330 | 16 | 0 |
| Valhalla RC OMS 8 | | Army Guard | Mount Pleasant | 2 | 61,793 | 2 | 61,793 | 8 | 8 | 13.0 | 39 | 13 | 0 |
| ** OTHER SITE(S): 50 | | | | 81 | 2,746,541 | 143 | 3,137,809 | 484 | 1,433 | 712.6 | 5,276 | 141 | 59 |
| New York Total: | | | | 220 | 4,877,349 | 282 | 5,268,617 | 2,524 | 3,473 | 1,178.2 | 9,859 | 611 | 288 |
| <u>North Carolina</u> | | | | | | | | | | | | | |
| Charlotte Consolidated Site | | Army Guard | Charlotte | 6 | 100,848 | 6 | 100,848 | 10 | 10 | 17.0 | 370 | 25 | 44 |
| Clinton Armory | | Army Guard | Clinton | 2 | 33,981 | 2 | 33,981 | 20 | 20 | 5.5 | 176 | 4 | 0 |
| Fayetteville (ARNG) | | Army Guard | Fayetteville | 2 | 30,922 | 2 | 30,922 | 44 | 44 | 5.2 | 202 | 6 | 0 |

* Sites having assets that are Federally funded (e.g., owned, lease, licence, permit) and State-owned interest.

** All Locations that do not meet criteria of at least five (5) Acres AND at least \$5M PRV.

State/Territories Army National Guard Base Structure Report - As of 30 Sep 2006

| SITE | BRAC 2005 | COMPONENT | NAME NEAREST CITY | BUILDINGS | | | | STATE OWNED ACRES | TOTAL ACRES | PRV (\$M) | MIL | CIV | OTHER |
|------------------------------|--------------|------------|-------------------------|-------------|------------------|------------|------------------|-------------------------|----------------|--------------|---------------|------------|------------|
| | | | | STATE OWNED | | TOTAL | | | | | | | |
| | | | | COUNT | SQFT | COUNT | SQFT | | | | | | |
| Goldsboro Armory | | Army Guard | Goldsboro | 4 | 37,613 | 4 | 37,613 | 9 | 9 | 6.7 | 377 | 9 | 0 |
| Greensboro (ARNG) | | Army Guard | Greensboro | 6 | 39,108 | 6 | 39,108 | 14 | 14 | 6.7 | 231 | 9 | 0 |
| High Point (ARNG) | | Army Guard | High Point | 7 | 32,295 | 7 | 32,295 | 9 | 9 | 5.7 | 137 | 8 | 0 |
| Morrisville (ARNG) | | Army Guard | Morrisville | 7 | 175,231 | 7 | 175,231 | 35 | 35 | 51.8 | 670 | 86 | 5 |
| MTA Camp Butner | | Army Guard | Butner | 86 | 63,698 | 86 | 63,698 | 4,800 | 4,800 | 13.0 | 20 | 0 | 52 |
| Raleigh (ARNG) | | Army Guard | Raleigh | 16 | 177,066 | 16 | 177,066 | 69 | 69 | 24.5 | 447 | 390 | 63 |
| ** OTHER SITE(S): 92 | | | | 170 | 1,512,917 | 190 | 1,599,181 | 728 | 786 | 257.7 | 7,500 | 122 | 5 |
| North Carolina Total: | | | | 306 | 2,203,679 | 326 | 2,289,943 | 5,738 | 5,796 | 393.8 | 10,130 | 659 | 169 |
| North Dakota | | | | | | | | | | | | | |
| Bismarck Fraine Barracks | | Army Guard | Bismarck | 10 | 103,814 | 10 | 103,814 | 21 | 21 | 21.1 | 0 | 47 | 91 |
| Bismarck RJB Complex | | Army Guard | Bismarck | 7 | 214,197 | 7 | 214,197 | 89 | 89 | 44.8 | 819 | 187 | 6 |
| * Camp Grafton | | Army Guard | Devils Lake | 397 | 731,317 | 397 | 731,317 | 10,677 | 12,923 | 183.2 | 452 | 65 | 57 |
| Fargo AFRC | | Army Guard | Fargo | 1 | 117,271 | 1 | 117,271 | 19 | 19 | 27.8 | 384 | 0 | 3 |
| Grand Forks Complex | | Army Guard | Grand Forks | 3 | 41,462 | 3 | 41,462 | 25 | 25 | 9.8 | 0 | 10 | 0 |
| Wahpeton AFRC | | Army Guard | Wahpeton | 2 | 91,887 | 2 | 91,887 | 18 | 18 | 17.8 | 226 | 0 | 3 |
| ** OTHER SITE(S): 36 | | | | 46 | 179,472 | 69 | 701,768 | 1,074 | 1,185 | 157.7 | 1,867 | 33 | 16 |
| North Dakota Total: | | | | 466 | 1,479,420 | 489 | 2,001,716 | 11,923 | 14,279 | 462.1 | 3,748 | 342 | 176 |
| Ohio | | | | | | | | | | | | | |
| Beightler Armory | | Army Guard | Columbus | 2 | 137,999 | 2 | 137,999 | 51 | 51 | 25.5 | 0 | 0 | 0 |
| Camp Perry Tng Site (CTC) | | Army Guard | Port Clinton | 489 | 581,797 | 489 | 581,797 | 640 | 640 | 134.7 | 209 | 27 | 147 |
| Cincinnati RR | | Army Guard | Cincinnati | 2 | 41,508 | 2 | 41,508 | 6 | 6 | 7.8 | 281 | 2 | 1 |
| Cincinnati SB | | Army Guard | Cincinnati | 2 | 30,468 | 2 | 30,468 | 8 | 8 | 6.0 | 0 | 0 | 1 |
| Cleveland | | Army Guard | Brook Park | 2 | 30,347 | 2 | 30,347 | 5 | 5 | 6.2 | 137 | 9 | 1 |
| Cleveland (ARNG) | | Army Guard | Cleveland | 3 | 46,145 | 3 | 46,145 | 14 | 14 | 8.9 | 304 | 6 | 1 |
| Columbus (Howey) | C | Army Guard | Columbus | 2 | 36,145 | 2 | 36,145 | 9 | 9 | 6.8 | 215 | 16 | 1 |
| Greensburg (N.Canton) | | Army Guard | North Canton | 4 | 144,984 | 4 | 144,984 | 42 | 42 | 43.1 | 499 | 47 | 2 |
| Hamilton (ARNG) | | Army Guard | Hamilton | 3 | 47,629 | 3 | 47,629 | 10 | 10 | 8.2 | 234 | 11 | 1 |
| Kettering (ARNG) | | Army Guard | Kettering | 2 | 35,962 | 2 | 35,962 | 10 | 10 | 8.0 | 174 | 9 | 0 |
| Mansfield (ARNG) | C | Army Guard | Mansfield | 2 | 29,079 | 2 | 29,079 | 5 | 5 | 5.4 | 103 | 7 | 46 |
| Marion (ARNG) | | Army Guard | Marion | 1 | 20,000 | 1 | 20,000 | 32 | 32 | 5.5 | 93 | 0 | 1 |
| Medina (ARNG) | | Army Guard | Medina | 2 | 51,200 | 2 | 51,200 | 16 | 16 | 7.3 | 120 | 0 | 1 |
| Middletown (ARNG) | | Army Guard | Middletown | 2 | 34,367 | 2 | 34,367 | 5 | 5 | 6.4 | 171 | 0 | 2 |

* Sites having assets that are Federally funded (e.g., owned, lease, licence, permit) and State-owned interest.

** All Locations that do not meet criteria of at least five (5) Acres AND at least \$5M PRV.

State/Territories Army National Guard Base Structure Report - As of 30 Sep 2006

| SITE | BRAC 2005 | COMPONENT | NAME NEAREST CITY | BUILDINGS | | | | STATE OWNED ACRES | TOTAL ACRES | PRV (\$M) | MIL | CIV | OTHER |
|--------------------------------|--------------|------------|-------------------------|-------------|------------------|--------------|------------------|-------------------------|----------------|----------------|---------------|------------|------------|
| | | | | STATE OWNED | | TOTAL | | | | | | | |
| | | | | COUNT | SQFT | COUNT | SQFT | | | | | | |
| Newark (ARNG) | C | Army Guard | Newark | 6 | 148,221 | 6 | 148,221 | 23 | 23 | 22.6 | 263 | 133 | 3 |
| Stow (ARNG) | | Army Guard | Stow | 2 | 48,066 | 2 | 48,066 | 8 | 8 | 9.5 | 371 | 11 | 1 |
| Walbridge (ARNG) | | Army Guard | Walbridge | 2 | 93,312 | 2 | 93,312 | 16 | 16 | 17.6 | 450 | 15 | 1 |
| Youngstown (Austin Town) | | Army Guard | Youngstown | 2 | 28,756 | 2 | 28,756 | 15 | 15 | 5.4 | 414 | 8 | 1 |
| ** OTHER SITE(S): 53 | | | | 63 | 832,116 | 1,060 | 4,948,816 | 277 | 38,924 | 1,149.2 | 6,218 | 328 | 180 |
| Ohio Total: | | | | 593 | 2,418,101 | 1,590 | 6,534,801 | 1,192 | 39,839 | 1,484.2 | 10,256 | 629 | 391 |
| Oklahoma | | | | | | | | | | | | | |
| 23rd St. Readiness Center | C | Army Guard | Oklahoma City | 2 | 81,667 | 2 | 81,667 | 6 | 6 | 14.4 | 531 | 11 | 2 |
| Ardmore Readiness Center | | Army Guard | Ardmore | 5 | 36,575 | 5 | 36,575 | 8 | 8 | 7.0 | 164 | 1 | 0 |
| Edmond Readiness Center | C | Army Guard | Edmond | 1 | 25,498 | 1 | 25,498 | 10 | 10 | 5.0 | 195 | 0 | 0 |
| Enid Readiness Center | C | Army Guard | Enid | 1 | 43,173 | 1 | 43,173 | 6 | 6 | 8.2 | 222 | 7 | 1 |
| Lexington AASF No 1 | | Army Guard | Lexington | 12 | 87,913 | 12 | 87,913 | 308 | 308 | 35.4 | 280 | 5 | 9 |
| McAlester Readiness Center | C | Army Guard | McAlester | 7 | 29,643 | 7 | 29,643 | 7 | 7 | 5.2 | 161 | 0 | 0 |
| Norman CSMS | R | Army Guard | Norman | 7 | 101,301 | 7 | 101,301 | 101 | 101 | 18.0 | 0 | 58 | 1 |
| Oklahoma Military Department | | Army Guard | Oklahoma City | 11 | 191,052 | 11 | 191,052 | 58 | 58 | 31.1 | 493 | 271 | 69 |
| Pryor Readiness Center | C | Army Guard | Pryor | 17 | 131,557 | 17 | 131,557 | 617 | 617 | 22.4 | 39 | 0 | 129 |
| Sand Springs AFRC | | Army Guard | Tulsa | 3 | 124,871 | 3 | 124,871 | 15 | 15 | 24.4 | 749 | 11 | 5 |
| Tulsa AASF No 2 | | Army Guard | Tulsa | 3 | 52,030 | 3 | 52,030 | 33 | 33 | 27.8 | 0 | 0 | 0 |
| Tulsa Mingo Valley Readiness C | | Army Guard | Tulsa | 2 | 41,197 | 2 | 41,197 | 7 | 7 | 6.8 | 632 | 30 | 7 |
| ** OTHER SITE(S): 90 | | | | 119 | 1,219,285 | 299 | 1,927,061 | 361 | 33,430 | 456.4 | 5,061 | 53 | 106 |
| Oklahoma Total: | | | | 190 | 2,165,761 | 370 | 2,873,538 | 1,537 | 34,606 | 662.2 | 8,527 | 447 | 329 |
| Oregon | | | | | | | | | | | | | |
| Anderson Readiness Center | | Army Guard | Salem | 5 | 121,473 | 5 | 121,473 | 14 | 14 | 29.1 | 314 | 2 | 112 |
| Ashland Armory | | Army Guard | Ashland | 1 | 22,730 | 1 | 22,730 | 5 | 5 | 5.4 | 178 | 0 | 1 |
| * Biak Training Center | | Army Guard | Redmond | 13 | 24,752 | 16 | 52,946 | 36 | 31,446 | 20.8 | 0 | 20 | 2 |
| Bill Healey Armory | | Army Guard | Bend | 3 | 40,557 | 3 | 40,557 | 6 | 6 | 9.4 | 204 | 0 | 5 |
| Camp Withycombe Clackamas | R | Army Guard | Clackamas | 55 | 383,893 | 55 | 383,893 | 234 | 234 | 71.5 | 589 | 115 | 152 |
| Central Oregon Readiness Ctr | | Army Guard | Prineville | 2 | 30,075 | 2 | 30,075 | 39 | 39 | 6.5 | 131 | 0 | 0 |
| Coos Bay Armory | | Army Guard | Coos Bay | 6 | 25,343 | 6 | 25,343 | 5 | 5 | 5.4 | 86 | 0 | 1 |
| Hermiston Armory | | Army Guard | Hermiston | 6 | 24,224 | 6 | 24,224 | 7 | 7 | 5.6 | 104 | 0 | 4 |
| JFHQ Owen Summers Bldg | | Army Guard | Salem | 1 | 85,682 | 1 | 85,682 | 14 | 14 | 19.3 | 388 | 173 | 85 |
| Kliever Memorial Armory | | Army Guard | Portland | 12 | 98,808 | 12 | 98,808 | 14 | 14 | 20.2 | 285 | 17 | 1 |

* Sites having assets that are Federally funded (e.g., owned, lease, licence, permit) and State-owned interest.

** All Locations that do not meet criteria of at least five (5) Acres AND at least \$5M PRV.

State/Territories Army National Guard Base Structure Report - As of 30 Sep 2006

| SITE | BRAC 2005 | COMPONENT | NAME NEAREST CITY | BUILDINGS | | | | STATE OWNED ACRES | TOTAL ACRES | PRV (\$M) | MIL | CIV | OTHER |
|-------------------------------|--------------|------------|-------------------------|-------------|------------------|------------|------------------|-------------------------|----------------|--------------|--------------|------------|------------|
| | | | | STATE OWNED | | TOTAL | | | | | | | |
| | | | | COUNT | SQFT | COUNT | SQFT | | | | | | |
| Lagrande Armory | | Army Guard | La Grande | 3 | 42,441 | 3 | 42,441 | 7 | 7 | 9.8 | 219 | 0 | 4 |
| Lane County AFRC/Fms | | Army Guard | Springfield | 4 | 24,731 | 4 | 24,731 | 22 | 22 | 6.8 | 0 | 5 | 0 |
| Maison Armory | C | Army Guard | Tigard | 8 | 41,730 | 8 | 41,730 | 7 | 7 | 9.2 | 221 | 6 | 1 |
| * McNary Field Salem AASF | | Army Guard | Salem | 8 | 86,288 | 8 | 86,288 | 19 | 78 | 56.8 | 284 | 36 | 13 |
| Medford Armory FMS | | Army Guard | Medford | 6 | 48,345 | 6 | 48,345 | 6 | 6 | 10.2 | 236 | 7 | 4 |
| * MTA Camp Rilea | | Army Guard | Warrenton | 117 | 445,096 | 118 | 445,107 | 1,886 | 281,731 | 124.4 | 172 | 24 | 127 |
| Orang Regional Trng Institute | | Army Guard | Monmouth | 2 | 65,251 | 2 | 65,251 | 5 | 5 | 13.7 | 101 | 1 | 2 |
| Richard A Miller Armory | | Army Guard | Forest Grove | 7 | 39,877 | 7 | 39,877 | 5 | 5 | 8.9 | 200 | 0 | 2 |
| Salem Armory | | Army Guard | Salem | 6 | 58,367 | 6 | 58,367 | 7 | 7 | 11.1 | 138 | 0 | 7 |
| Salem FMS | | Army Guard | Salem | 8 | 31,245 | 8 | 31,245 | 7 | 7 | 6.8 | 0 | 13 | 0 |
| ** OTHER SITE(S): 37 | | | | 100 | 666,699 | 129 | 804,464 | 102 | 7,600 | 177.8 | 2,655 | 11 | 298 |
| Oregon Total: | | | | 373 | 2,407,607 | 406 | 2,573,577 | 2,446 | 321,258 | 628.6 | 6,505 | 430 | 821 |

Pennsylvania

| | | | | | | | | | | | | | |
|------------------------------|---|------------|----------------|----|---------|----|---------|----|----|------|-----|----|----|
| Altoona (ARNG) | | Army Guard | Altoona | 5 | 39,000 | 5 | 39,000 | 10 | 10 | 7.7 | 169 | 3 | 1 |
| Beaver Falls (ARNG) | | Army Guard | Beaver Falls | 2 | 30,627 | 2 | 30,627 | 10 | 10 | 6.8 | 319 | 1 | 1 |
| Butler (ARNG) | | Army Guard | Butler | 2 | 37,595 | 2 | 37,595 | 10 | 10 | 8.1 | 328 | 3 | 3 |
| Clearfield (ARNG) | | Army Guard | Clearfield | 2 | 52,800 | 2 | 52,800 | 27 | 27 | 12.2 | 175 | 3 | 1 |
| Connellsville Petersburg Rd | | Army Guard | Connellsville | 1 | 23,128 | 1 | 23,128 | 15 | 15 | 5.2 | 0 | 0 | 0 |
| Ford City Readiness Center | | Army Guard | Ford City | 1 | 24,382 | 1 | 24,382 | 10 | 10 | 5.6 | 70 | 0 | 1 |
| * Fort Indiantown Gap Area 0 | | Army Guard | Annville | 1 | 77,635 | 1 | 77,635 | 10 | 10 | 15.3 | 0 | 0 | 0 |
| Harrisburg (ARNG) | | Army Guard | Harrisburg | 13 | 131,897 | 13 | 131,897 | 32 | 32 | 24.0 | 763 | 43 | 10 |
| Honesdale (ARNG) | | Army Guard | Honesdale | 3 | 23,571 | 3 | 23,571 | 10 | 10 | 5.2 | 135 | 0 | 1 |
| Indiana (ARNG) | | Army Guard | Indiana | 1 | 26,365 | 1 | 26,365 | 14 | 14 | 6.0 | 135 | 0 | 1 |
| Johnstown Airport | | Army Guard | Johnstown | 3 | 66,550 | 3 | 66,550 | 8 | 8 | 13.0 | 750 | 16 | 4 |
| Johnstown FMS#33 | | Army Guard | Johnstown | 1 | 23,558 | 1 | 23,558 | 10 | 10 | 5.4 | 0 | 0 | 1 |
| Johnstown Walters | | Army Guard | Johnstown | 4 | 39,181 | 4 | 39,181 | 15 | 15 | 7.3 | 484 | 9 | 1 |
| Latrobe/Torrance | | Army Guard | Latrobe | 2 | 41,209 | 2 | 41,209 | 14 | 14 | 9.2 | 182 | 0 | 1 |
| Lehighon (ARNG) | | Army Guard | Lehighon | 7 | 27,929 | 7 | 27,929 | 5 | 5 | 6.4 | 54 | 3 | 1 |
| Lewisburg (ARNG) | C | Army Guard | Lewisburg | 4 | 35,216 | 4 | 35,216 | 13 | 13 | 8.2 | 308 | 2 | 7 |
| Lewistown (ARNG) | | Army Guard | Lewistown | 4 | 25,742 | 4 | 25,742 | 23 | 23 | 5.8 | 124 | 8 | 2 |
| Lock Haven (ARNG) | | Army Guard | Lock Haven | 6 | 46,827 | 6 | 46,827 | 49 | 49 | 9.8 | 360 | 14 | 2 |
| Mansfield/Wellsboro | | Army Guard | Wellsboro | 1 | 25,499 | 1 | 25,499 | 12 | 12 | 24.8 | 0 | 0 | 0 |
| Mt Pleasant | | Army Guard | Mount Pleasant | 1 | 37,930 | 1 | 37,930 | 11 | 11 | 8.7 | 173 | 0 | 4 |

* Sites having assets that are Federally funded (e.g., owned, lease, licence, permit) and State-owned interest.

** All Locations that do not meet criteria of at least five (5) Acres AND at least \$5M PRV.

State/Territories Army National Guard Base Structure Report - As of 30 Sep 2006

| SITE | BRAC 2005 | COMPONENT | NAME NEAREST CITY | BUILDINGS | | | | STATE OWNED ACRES | TOTAL ACRES | PRV (\$M) | MIL | CIV | OTHER |
|--------------------------------|--------------|------------|-------------------------|-------------|------------------|------------|------------------|-------------------------|----------------|----------------|---------------|--------------|------------|
| | | | | STATE OWNED | | TOTAL | | | | | | | |
| | | | | COUNT | SQFT | COUNT | SQFT | | | | | | |
| New Castle (ARNG) | | Army Guard | New Castle | 3 | 25,853 | 3 | 25,853 | 7 | 7 | 5.6 | 172 | 15 | 1 |
| New Milford (ARNG) | | Army Guard | New Milford | 1 | 25,614 | 1 | 25,614 | 19 | 19 | 5.7 | 0 | 0 | 0 |
| Philadelphia Southampton | | Army Guard | Philadelphia | 5 | 150,045 | 5 | 150,045 | 11 | 11 | 37.1 | 1,090 | 10 | 5 |
| Phoenixville (ARNG) | | Army Guard | Phoenixville | 6 | 30,203 | 6 | 30,203 | 11 | 11 | 6.3 | 118 | 6 | 1 |
| Pittsburgh Crane Armory | | Army Guard | Pittsburgh | 3 | 32,559 | 3 | 32,559 | 10 | 10 | 5.6 | 376 | 7 | 1 |
| Plymouth Meeting (ARNG) | | Army Guard | Plymouth Meeting | 3 | 51,335 | 3 | 51,335 | 20 | 20 | 9.9 | 190 | 6 | 1 |
| Punxsutawney (ARNG) | | Army Guard | Punxsutawney | 4 | 33,014 | 4 | 33,014 | 19 | 19 | 6.1 | 61 | 0 | 1 |
| Reading (ARNG) | | Army Guard | Reading | 3 | 24,007 | 3 | 24,007 | 17 | 17 | 5.3 | 116 | 0 | 1 |
| Scranton/Taylor NE Reg Mnt Ctr | | Army Guard | Taylor | 3 | 27,467 | 3 | 27,467 | 10 | 10 | 6.7 | 0 | 13 | 1 |
| Spring City Readiness Center | | Army Guard | Spring City | 2 | 34,470 | 2 | 34,470 | 57 | 57 | 7.8 | 241 | 3 | 1 |
| Washington (ARNG) | | Army Guard | Washington | 1 | 45,774 | 1 | 45,774 | 11 | 11 | 9.9 | 231 | 2 | 3 |
| Wilkes Barre/ Kingston | | Army Guard | Wilkes Barre | 5 | 102,666 | 5 | 102,666 | 13 | 13 | 22.3 | 411 | 14 | 2 |
| Williamsport (ARNG) | C | Army Guard | Williamsport | 5 | 44,502 | 5 | 44,502 | 16 | 16 | 10.1 | 198 | 6 | 2 |
| ** OTHER SITE(S): 83 | | | | 146 | 1,272,900 | 883 | 4,819,576 | 889 | 18,158 | 1,141.0 | 10,777 | 990 | 897 |
| Pennsylvania Total: | | | | 254 | 2,737,051 | 991 | 6,283,726 | 1,415 | 18,685 | 1,473.9 | 18,510 | 1,177 | 959 |
| <u>Puerto Rico</u> | | | | | | | | | | | | | |
| Arecibo Readiness Center | | Army Guard | Arecibo | 2 | 25,237 | 2 | 25,237 | 7 | 7 | 7.2 | 182 | 1 | 0 |
| Arroyo Readiness Center | | Army Guard | Arroyo | 2 | 30,697 | 2 | 30,697 | 5 | 5 | 8.6 | 108 | 0 | 0 |
| Cayey Readiness Center | | Army Guard | Cayey | 3 | 26,084 | 3 | 26,084 | 5 | 5 | 7.1 | 276 | 1 | 0 |
| Coamo Readiness Center | | Army Guard | Coamo | 1 | 20,771 | 1 | 20,771 | 5 | 5 | 5.8 | 131 | 1 | 0 |
| Gurabo Readiness Center | | Army Guard | Gurabo | 4 | 26,002 | 4 | 26,002 | 13 | 13 | 7.3 | 324 | 1 | 0 |
| Hangar 21 Readiness Center | | Army Guard | San Juan | 2 | 77,912 | 2 | 77,912 | 23 | 23 | 22.9 | 588 | 6 | 0 |
| Hato Rey Readiness Center | | Army Guard | Hato Rey | 8 | 56,429 | 8 | 56,429 | 11 | 11 | 16.2 | 1,077 | 3 | 0 |
| Juana Diaz Readiness Center | | Army Guard | P.O. Box 1412 | 1 | 22,745 | 1 | 22,745 | 19 | 19 | 6.5 | 0 | 0 | 0 |
| Mayaguez Readiness Center | C | Army Guard | Mayaguez | 3 | 36,621 | 3 | 36,621 | 6 | 6 | 10.1 | 281 | 7 | 0 |
| Peñuelas Readiness Center | | Army Guard | Penuelas | 3 | 19,235 | 3 | 19,235 | 5 | 5 | 5.7 | 103 | 0 | 0 |
| Toa Baja Readiness Center | | Army Guard | Sabana Seca, Toa Baja | 2 | 30,797 | 2 | 30,797 | 5 | 5 | 8.6 | 173 | 0 | 16 |
| Vega Baja Readiness Center | | Army Guard | Vega Baja | 5 | 56,137 | 5 | 56,137 | 15 | 15 | 15.8 | 159 | 1 | 0 |
| ** OTHER SITE(S): 19 | | | | 30 | 288,956 | 492 | 1,512,631 | 68 | 12,793 | 537.0 | 4,446 | 353 | 216 |
| Puerto Rico Total: | | | | 66 | 717,623 | 528 | 1,941,298 | 187 | 12,912 | 658.9 | 7,848 | 374 | 232 |
| <u>Rhode Island</u> | | | | | | | | | | | | | |
| CSMS Smithfield | | Army Guard | Smithfield | 3 | 23,034 | 3 | 23,034 | 13 | 13 | 5.5 | 17 | 36 | 2 |

* Sites having assets that are Federally funded (e.g., owned, lease, licence, permit) and State-owned interest.

** All Locations that do not meet criteria of at least five (5) Acres AND at least \$5M PRV.

State/Territories Army National Guard Base Structure Report - As of 30 Sep 2006

| SITE | BRAC 2005 | COMPONENT | NAME NEAREST CITY | BUILDINGS | | | | STATE OWNED ACRES | TOTAL ACRES | PRV (\$M) | MIL | CIV | OTHER |
|------------------------------|--------------|------------|-------------------------|-------------|----------------|------------|----------------|-------------------------|----------------|--------------|--------------|------------|------------|
| | | | | STATE OWNED | | TOTAL | | | | | | | |
| | | | | COUNT | SQFT | COUNT | SQFT | | | | | | |
| North Scituate (ARNG) | | Army Guard | North Scituate | 3 | 46,488 | 3 | 46,488 | 5 | 5 | 5.7 | 0 | 0 | 0 |
| TS Camp Varnum | | Army Guard | Narragansett | 31 | 45,589 | 31 | 45,589 | 34 | 34 | 12.0 | 49 | 2 | 0 |
| ** OTHER SITE(S): 16 | | | | 19 | 385,602 | 69 | 622,979 | 16 | 417 | 178.6 | 2,755 | 206 | 170 |
| Rhode Island Total: | | | | 56 | 500,713 | 106 | 738,090 | 67 | 468 | 201.7 | 2,821 | 244 | 172 |
| South Carolina | | | | | | | | | | | | | |
| Anderson Armory and OMS 1 | | Army Guard | Anderson | 17 | 35,398 | 17 | 35,398 | 10 | 10 | 5.8 | 151 | 13 | 2 |
| Columbia Armory | | Army Guard | Columbia | 24 | 242,278 | 24 | 242,278 | 25 | 25 | 30.3 | 436 | 314 | 20 |
| Columbia Tag | | Army Guard | Columbia | 1 | 56,212 | 1 | 56,212 | 6 | 6 | 9.6 | 10 | 1 | 68 |
| Eastover Armory | | Army Guard | Eastover | 6 | 27,295 | 6 | 27,295 | 10 | 10 | 5.4 | 356 | 0 | 0 |
| Edgefield Armory OMS 6 | | Army Guard | Edgefield | 17 | 42,946 | 17 | 42,946 | 10 | 10 | 6.3 | 164 | 17 | 1 |
| Florence Armory OMS 12 | | Army Guard | Florence | 12 | 26,863 | 12 | 26,863 | 9 | 9 | 5.3 | 207 | 7 | 0 |
| Fort Mill Armory | | Army Guard | Fort Mill | 4 | 17,894 | 4 | 17,894 | 10 | 10 | 65.9 | 95 | 0 | 0 |
| Fountain Inn Armory | | Army Guard | Fountain Inn | 12 | 49,330 | 12 | 49,330 | 38 | 38 | 8.0 | 135 | 0 | 0 |
| Greenville Armory OMS 2 | | Army Guard | Greenville | 16 | 38,228 | 16 | 38,228 | 8 | 8 | 6.4 | 103 | 15 | 0 |
| Greenwood Armory OMS 4 | | Army Guard | Greenwood | 9 | 34,480 | 9 | 34,480 | 11 | 11 | 6.0 | 91 | 11 | 0 |
| Greer Armory | | Army Guard | Greer | 13 | 45,762 | 13 | 45,762 | 10 | 10 | 7.8 | 93 | 0 | 0 |
| Hartsville Armory and OMS 11 | | Army Guard | Hartsville | 15 | 27,116 | 15 | 27,116 | 10 | 10 | 5.3 | 110 | 9 | 0 |
| Hodges Armory | | Army Guard | Hodges | 6 | 36,409 | 6 | 36,409 | 48 | 48 | 6.2 | 181 | 1 | 0 |
| Manning Armory | | Army Guard | Manning | 3 | 30,680 | 3 | 30,680 | 10 | 10 | 5.4 | 100 | 0 | 0 |
| Mt Pleasant Armory | | Army Guard | Mt Pleasant | 8 | 32,058 | 8 | 32,058 | 6 | 6 | 5.6 | 171 | 0 | 1 |
| Mullins Armory | | Army Guard | Mullins | 6 | 37,362 | 6 | 37,362 | 10 | 10 | 6.9 | 0 | 0 | 0 |
| Newberry Armory | | Army Guard | Newberry | 10 | 47,696 | 10 | 47,696 | 11 | 11 | 7.9 | 200 | 6 | 0 |
| North Charleston Armory | | Army Guard | North Charleston | 8 | 41,757 | 8 | 41,757 | 15 | 15 | 7.9 | 218 | 3 | 2 |
| * Orangeburg Armory | | Army Guard | Orangeburg | 4 | 39,396 | 4 | 39,396 | 10 | 11 | 6.1 | 269 | 0 | 0 |
| Pickens Armory and Tng Site | | Army Guard | Pickens | 5 | 36,786 | 5 | 36,786 | 33 | 33 | 5.4 | 0 | 0 | 25 |
| Pine Ridge Armory | | Army Guard | Pineridge | 4 | 57,802 | 4 | 57,802 | 48 | 48 | 10.4 | 53 | 0 | 50 |
| Rock Hill Armory and OMS 5 | | Army Guard | Rock Hill | 13 | 28,206 | 13 | 28,206 | 12 | 12 | 5.3 | 87 | 7 | 0 |
| Spartanburg Readiness Center | | Army Guard | Spartanburg | 3 | 61,686 | 3 | 61,686 | 12 | 12 | 75.1 | 134 | 3 | 0 |
| Union Armory and OMS 8 | | Army Guard | Union | 11 | 31,230 | 11 | 31,230 | 10 | 10 | 6.1 | 194 | 12 | 0 |
| Varnville Armory and OMS 14 | | Army Guard | Varnville | 17 | 51,396 | 17 | 51,396 | 15 | 15 | 8.3 | 138 | 22 | 0 |
| W Columbia Armory | | Army Guard | West Columbia | 5 | 27,958 | 5 | 27,958 | 14 | 14 | 5.3 | 164 | 1 | 1 |
| ** OTHER SITE(S): 58 | | | | 199 | 864,725 | 289 | 1,443,398 | 340 | 1,306 | 304.7 | 5,925 | 171 | 101 |

* Sites having assets that are Federally funded (e.g., owned, lease, licence, permit) and State-owned interest.

** All Locations that do not meet criteria of at least five (5) Acres AND at least \$5M PRV.

State/Territories Army National Guard Base Structure Report - As of 30 Sep 2006

| SITE | BRAC 2005 | COMPONENT | NAME NEAREST CITY | BUILDINGS | | | | STATE OWNED ACRES | TOTAL ACRES | PRV (\$M) | MIL | CIV | OTHER |
|------------------------------|--------------|------------|-------------------------|-------------|------------------|------------|------------------|-------------------------|----------------|--------------|--------------|------------|------------|
| | | | | STATE OWNED | | TOTAL | | | | | | | |
| | | | | COUNT | SQFT | COUNT | SQFT | | | | | | |
| South Carolina Total: | | | | 448 | 2,068,949 | 538 | 2,647,622 | 749 | 1,716 | 628.6 | 9,785 | 613 | 271 |
| South Dakota | | | | | | | | | | | | | |
| Aberdeen AFRC | | Army Guard | Aberdeen | 3 | 32,477 | 3 | 32,477 | 41 | 41 | 6.4 | 430 | 2 | 1 |
| Camp Rapid | | Army Guard | Rapid City | 106 | 318,894 | 106 | 318,894 | 84 | 84 | 69.8 | 419 | 176 | 108 |
| Range Road Armory | | Army Guard | Rapid City | 3 | 36,551 | 3 | 36,551 | 14 | 14 | 6.9 | 221 | 3 | 0 |
| * Rapid City AASF/Armory | | Army Guard | Rapid City | 6 | 107,388 | 6 | 107,388 | 1 | 33 | 32.3 | 220 | 1 | 10 |
| * Sioux Falls UTES | | Army Guard | Sioux Falls | 6 | 57,006 | 6 | 57,006 | 38 | 456 | 8.0 | 0 | 17 | 0 |
| * Webster (ARNG) | | Army Guard | Webster | 7 | 38,343 | 7 | 38,343 | 999 | 1,005 | 7.1 | 81 | 8 | 0 |
| ** OTHER SITE(S): 60 | | | | 99 | 803,779 | 111 | 1,050,146 | 2,143 | 7,512 | 203.5 | 2,471 | 106 | 36 |
| South Dakota Total: | | | | 230 | 1,394,438 | 242 | 1,640,805 | 3,321 | 9,146 | 333.9 | 3,842 | 313 | 155 |
| Tennessee | | | | | | | | | | | | | |
| AASF 2 | | Army Guard | Louisville | 10 | 111,875 | 10 | 111,875 | 5 | 5 | 27.7 | 289 | 2 | 1 |
| Athens (ARNG) | | Army Guard | Athens | 5 | 39,231 | 5 | 39,231 | 7 | 7 | 6.8 | 132 | 16 | 1 |
| Camden (ARNG) | | Army Guard | Camden | 5 | 30,209 | 5 | 30,209 | 7 | 7 | 5.3 | 22 | 0 | 0 |
| Chattanooga (ARNG) | | Army Guard | Chattanooga | 17 | 136,674 | 17 | 136,674 | 16 | 16 | 18.9 | 763 | 12 | 10 |
| Clinton (ARNG) | | Army Guard | Clinton | 2 | 28,436 | 2 | 28,436 | 14 | 14 | 5.0 | 108 | 0 | 2 |
| Columbia (ARNG) | | Army Guard | Columbia | 6 | 44,249 | 6 | 44,249 | 18 | 18 | 7.5 | 29 | 0 | 0 |
| Cookeville (ARNG) | | Army Guard | Cookeville | 6 | 33,821 | 6 | 33,821 | 12 | 12 | 6.1 | 229 | 12 | 2 |
| Dresden (ARNG) | | Army Guard | Dresden | 2 | 27,051 | 2 | 27,051 | 19 | 19 | 5.1 | 88 | 0 | 0 |
| Henderson (ARNG) | | Army Guard | Henderson | 10 | 66,104 | 10 | 66,104 | 14 | 14 | 11.3 | 0 | 0 | 0 |
| Humboldt (ARNG) | | Army Guard | Humboldt | 3 | 36,945 | 3 | 36,945 | 22 | 22 | 6.8 | 0 | 0 | 0 |
| Huntingdon (ARNG) | | Army Guard | Huntingdon | 1 | 27,386 | 1 | 27,386 | 9 | 9 | 5.0 | 147 | 0 | 0 |
| Jacksboro (ARNG) | | Army Guard | Jacksboro | 2 | 27,795 | 2 | 27,795 | 10 | 10 | 5.1 | 0 | 0 | 0 |
| Jackson (ARNG) | | Army Guard | Jackson | 7 | 77,858 | 7 | 77,858 | 22 | 22 | 13.0 | 127 | 10 | 22 |
| Jackson Airport Armory | | Army Guard | Jackson | 4 | 57,369 | 4 | 57,369 | 60 | 60 | 17.7 | 39 | 58 | 0 |
| Johnson City Gray | | Army Guard | Gray | 12 | 132,516 | 12 | 132,516 | 107 | 107 | 23.2 | 371 | 19 | 10 |
| Kingsport (ARNG) | C | Army Guard | Kingsport | 10 | 65,490 | 10 | 65,490 | 14 | 14 | 12.2 | 436 | 1 | 7 |
| Knoxville Concord St | | Army Guard | Knoxville | 17 | 121,172 | 17 | 121,172 | 17 | 17 | 18.5 | 818 | 5 | 0 |
| Knoxville Sutherland | | Army Guard | Knoxville | 8 | 72,868 | 8 | 72,868 | 7 | 7 | 11.6 | 236 | 17 | 12 |
| Lawrenceburg (ARNG) | | Army Guard | Lawrenceburg | 3 | 33,690 | 3 | 33,690 | 16 | 16 | 5.8 | 74 | 0 | 0 |
| Lebanon (ARNG) | | Army Guard | Lebanon | 7 | 27,815 | 7 | 27,815 | 19 | 19 | 5.4 | 0 | 0 | 0 |
| Lenoir City (ARNG) | | Army Guard | Lenoir City | 2 | 28,009 | 2 | 28,009 | 15 | 15 | 5.1 | 0 | 0 | 0 |

* Sites having assets that are Federally funded (e.g., owned, lease, licence, permit) and State-owned interest.

** All Locations that do not meet criteria of at least five (5) Acres AND at least \$5M PRV.

State/Territories Army National Guard Base Structure Report - As of 30 Sep 2006

| SITE | BRAC 2005 | COMPONENT | NAME NEAREST CITY | BUILDINGS | | | | STATE OWNED ACRES | TOTAL ACRES | PRV (\$M) | MIL | CIV | OTHER |
|-----------------------------|--------------|------------|-------------------------|-------------|------------------|------------|------------------|-------------------------|----------------|--------------|---------------|------------|------------|
| | | | | STATE OWNED | | TOTAL | | | | | | | |
| | | | | COUNT | SQFT | COUNT | SQFT | | | | | | |
| Lewisburg (ARNG) | | Army Guard | Lewisburg | 5 | 39,639 | 5 | 39,639 | 14 | 14 | 5.3 | 0 | 0 | 0 |
| Memphis (ARNG) | | Army Guard | Memphis | 4 | 58,396 | 4 | 58,396 | 30 | 30 | 11.1 | 396 | 10 | 1 |
| Monteagle (ARNG) | | Army Guard | Monteagle | 2 | 30,450 | 2 | 30,450 | 15 | 15 | 5.1 | 0 | 0 | 0 |
| Murfreesboro (ARNG) | | Army Guard | Murfreesboro | 1 | 26,754 | 1 | 26,754 | 11 | 11 | 5.3 | 182 | 0 | 0 |
| Nashville (ARNG) | | Army Guard | Nashville | 38 | 305,264 | 38 | 305,264 | 86 | 86 | 46.6 | 574 | 416 | 214 |
| Paris (ARNG) | | Army Guard | Paris | 4 | 26,038 | 4 | 26,038 | 23 | 23 | 5.4 | 335 | 0 | 0 |
| Trenton (ARNG) | | Army Guard | Trenton | 2 | 38,924 | 2 | 38,924 | 20 | 20 | 7.7 | 42 | 1 | 0 |
| Union City (ARNG) | | Army Guard | Union City | 5 | 38,199 | 5 | 38,199 | 14 | 14 | 7.4 | 127 | 0 | 1 |
| * VTS Smyrna | | Army Guard | Smyrna | 7 | 85,648 | 60 | 605,282 | 18 | 848 | 155.0 | 1,136 | 185 | 145 |
| Waverly (ARNG) | | Army Guard | Waverly | 5 | 25,426 | 5 | 25,426 | 14 | 14 | 5.1 | 50 | 0 | 0 |
| Winchester (ARNG) | | Army Guard | Winchester | 5 | 30,919 | 5 | 30,919 | 22 | 22 | 5.9 | 123 | 0 | 0 |
| ** OTHER SITE(S): 67 | | | | 142 | 1,244,460 | 292 | 1,590,119 | 918 | 10,641 | 323.4 | 3,448 | 22 | 102 |
| Tennessee Total: | | | | 359 | 3,176,680 | 562 | 4,041,973 | 1,613 | 12,166 | 806.4 | 10,321 | 786 | 530 |

Texas

| | | | | | | | | | | | | | |
|------------------------------|---|------------|----------------|------------|------------------|------------|------------------|---------------|---------------|--------------|---------------|--------------|------------|
| Amarillo (ARNG) | C | Army Guard | Amarillo | 6 | 35,316 | 6 | 35,316 | 5 | 5 | 5.2 | 135 | 0 | 0 |
| Bryan (ARNG) | | Army Guard | Bryan | 5 | 35,980 | 5 | 35,980 | 14 | 14 | 6.3 | 308 | 4 | 0 |
| Camp Bowie | | Army Guard | Brownwood | 26 | 132,622 | 26 | 132,622 | 4,895 | 4,895 | 46.3 | 255 | 10 | 7 |
| * Camp Mabry | | Army Guard | Austin | 75 | 972,038 | 76 | 982,982 | 376 | 376 | 151.4 | 1,954 | 470 | 238 |
| Camp Maxey | | Army Guard | Powderly | 25 | 81,578 | 25 | 81,578 | 6,424 | 6,424 | 45.8 | 0 | 8 | 8 |
| Corpus Christi (ARNG) | | Army Guard | Corpus Christi | 5 | 62,424 | 5 | 62,424 | 5 | 5 | 11.1 | 255 | 5 | 166 |
| El Paso (ARNG) | C | Army Guard | El Paso | 6 | 62,972 | 6 | 62,972 | 20 | 20 | 9.8 | 666 | 0 | 4 |
| * Fort Worth - Shoreview | | Army Guard | Fort Worth | 0 | 0 | 13 | 72,594 | 83 | 83 | 11.2 | 279 | 10 | 0 |
| Martindale - AASF | | Army Guard | San Antonio | 14 | 101,627 | 14 | 101,627 | 219 | 219 | 20.4 | 456 | 65 | 0 |
| Waco (ARNG) | | Army Guard | Waco | 8 | 88,106 | 8 | 88,106 | 5 | 5 | 14.1 | 594 | 5 | 0 |
| Weslaco (ARNG) | | Army Guard | Weslaco | 2 | 85,231 | 2 | 85,231 | 20 | 20 | 14.0 | 585 | 8 | 0 |
| Wylie (ARNG) | | Army Guard | Wylie | 3 | 54,174 | 3 | 54,174 | 11 | 11 | 8.9 | 325 | 6 | 0 |
| ** OTHER SITE(S): 100 | | | | 153 | 1,329,245 | 393 | 2,937,679 | 1,650 | 22,202 | 587.5 | 11,752 | 763 | 538 |
| Texas Total: | | | | 328 | 3,041,312 | 582 | 4,733,285 | 13,727 | 34,279 | 931.9 | 17,564 | 1,354 | 961 |

Utah

| | | | | | | | | | | | | | |
|------------------------------|--|------------|-------------|---|---------|---|---------|----|----|------|-----|-----|-----|
| Cedar City Armory/Fms 5 Ws | | Army Guard | Cedar City | 4 | 27,331 | 4 | 27,331 | 7 | 7 | 5.4 | 94 | 2 | 0 |
| Draper Complex | | Army Guard | Draper | 9 | 322,637 | 9 | 322,637 | 42 | 42 | 64.2 | 895 | 430 | 351 |
| * E.J. Garn Aviation Complex | | Army Guard | West Jordan | 9 | 214,142 | 9 | 214,142 | 40 | 40 | 73.4 | 886 | 15 | 0 |

* Sites having assets that are Federally funded (e.g., owned, lease, licence, permit) and State-owned interest.

** All Locations that do not meet criteria of at least five (5) Acres AND at least \$5M PRV.

State/Territories Army National Guard Base Structure Report - As of 30 Sep 2006

| SITE | BRAC 2005 | COMPONENT | NAME NEAREST CITY | BUILDINGS | | | | STATE OWNED ACRES | TOTAL ACRES | PRV (\$M) | MIL | CIV | OTHER |
|--------------------------------|--------------|------------|-------------------------|-------------|------------------|------------|------------------|-------------------------|----------------|--------------|--------------|------------|------------|
| | | | | STATE OWNED | | TOTAL | | | | | | | |
| | | | | COUNT | SQFT | COUNT | SQFT | | | | | | |
| Logan Armory/FMS 1A | | Army Guard | Logan | 2 | 25,293 | 2 | 25,293 | 5 | 5 | 10.9 | 72 | 0 | 0 |
| * MTA-L Camp Williams-East Fed | | Army Guard | Riverton | 242 | 828,424 | 264 | 838,018 | 2,398 | 20,904 | 243.8 | 1,748 | 11 | 547 |
| Ogden Armory/FMS 1 | | Army Guard | Ogden | 4 | 39,594 | 4 | 39,594 | 15 | 15 | 8.1 | 228 | 3 | 0 |
| Richfield Armory/FMS 5A | | Army Guard | Richfield | 5 | 26,106 | 5 | 26,106 | 5 | 5 | 5.7 | 101 | 0 | 0 |
| Utah County South Armory/Fms 3 | | Army Guard | Spanish Fork | 9 | 74,933 | 9 | 74,933 | 20 | 20 | 20.3 | 285 | 14 | 0 |
| ** OTHER SITE(S): 30 | | | | 43 | 342,225 | 54 | 411,108 | 249 | 1,732 | 97.5 | 1,299 | 18 | 0 |
| Utah Total: | | | | 327 | 1,900,686 | 360 | 1,979,163 | 2,780 | 22,769 | 529.2 | 5,608 | 493 | 898 |
| <u>Vermont</u> | | | | | | | | | | | | | |
| Campbell Armory | | Army Guard | Berlin | 2 | 34,794 | 2 | 34,794 | 8 | 8 | 6.7 | 84 | 1 | 0 |
| TS Camp Johnson | | Army Guard | Colchester | 45 | 181,555 | 45 | 181,555 | 64 | 64 | 32.9 | 3 | 88 | 45 |
| Westminster Training Site | | Army Guard | Westminster | 7 | 45,878 | 7 | 45,878 | 33 | 33 | 6.7 | 63 | 6 | 0 |
| ** OTHER SITE(S): 24 | | | | 55 | 315,164 | 168 | 959,984 | 1,490 | 13,395 | 231.5 | 3,109 | 168 | 42 |
| Vermont Total: | | | | 109 | 577,391 | 222 | 1,222,211 | 1,594 | 13,499 | 277.8 | 3,259 | 263 | 87 |
| <u>Virgin Islands</u> | | | | | | | | | | | | | |
| Bethlehem Military Compound | | Army Guard | Christiansted | 11 | 143,089 | 11 | 143,089 | 69 | 69 | 42.9 | 0 | 0 | 0 |
| Est. Nazareth Mil Compound | | Army Guard | St. Thomas | 5 | 48,259 | 5 | 48,259 | 18 | 18 | 14.6 | 309 | 0 | 0 |
| ** OTHER SITE(S): 6 | | | | 8 | 23,767 | 10 | 69,567 | 43 | 79 | 127.7 | 573 | 144 | 0 |
| Virgin Islands Total: | | | | 24 | 215,115 | 26 | 260,915 | 130 | 166 | 185.2 | 882 | 144 | 0 |
| <u>Virginia</u> | | | | | | | | | | | | | |
| Blackstone (ARNG) | | Army Guard | Blackstone | 3 | 31,710 | 3 | 31,710 | 7 | 7 | 6.1 | 176 | 0 | 0 |
| * Camp Pendleton SMR | | Army Guard | Virginia Beach | 118 | 356,043 | 118 | 356,043 | 320 | 348 | 68.8 | 0 | 0 | 0 |
| Cedar Bluff (ARNG) | | Army Guard | Cedar Bluff | 3 | 29,419 | 3 | 29,419 | 10 | 10 | 5.8 | 67 | 4 | 0 |
| Danville (ARNG) | | Army Guard | Danville | 3 | 40,506 | 3 | 40,506 | 15 | 15 | 8.1 | 395 | 9 | 0 |
| Franklin (ARNG) | | Army Guard | Franklin | 1 | 10,584 | 1 | 10,584 | 5 | 5 | 6.1 | 97 | 0 | 0 |
| Fredericksburg (ARNG) | | Army Guard | Fredericksburg | 1 | 36,431 | 1 | 36,431 | 7 | 7 | 10.0 | 418 | 8 | 0 |
| Gate City (ARNG) | | Army Guard | Gate City | 2 | 32,970 | 2 | 32,970 | 5 | 5 | 6.3 | 225 | 10 | 0 |
| Lynchburg (ARNG) | | Army Guard | Lynchburg | 2 | 26,040 | 2 | 26,040 | 28 | 28 | 5.4 | 217 | 8 | 0 |
| Manassas (ARNG) | | Army Guard | Manassas | 1 | 26,066 | 1 | 26,066 | 6 | 6 | 5.5 | 373 | 0 | 0 |
| Norfolk (ARNG) | | Army Guard | Norfolk | 2 | 45,046 | 2 | 45,046 | 19 | 19 | 9.8 | 261 | 9 | 0 |
| Portsmouth (ARNG) | | Army Guard | Portsmouth | 3 | 26,050 | 3 | 26,050 | 10 | 10 | 6.0 | 312 | 12 | 0 |
| Powhatan (ARNG) | | Army Guard | Powhatan | 1 | 30,113 | 1 | 30,113 | 10 | 10 | 6.4 | 109 | 0 | 0 |

* Sites having assets that are Federally funded (e.g., owned, lease, licence, permit) and State-owned interest.

** All Locations that do not meet criteria of at least five (5) Acres AND at least \$5M PRV.

State/Territories Army National Guard Base Structure Report - As of 30 Sep 2006

| SITE | BRAC 2005 | COMPONENT | NAME NEAREST CITY | BUILDINGS | | | | STATE OWNED ACRES | TOTAL ACRES | PRV (\$M) | MIL | CIV | OTHER |
|-----------------------------|--------------|------------|-------------------------|-------------|------------------|------------|------------------|-------------------------|----------------|----------------|--------------|------------|--------------|
| | | | | STATE OWNED | | TOTAL | | | | | | | |
| | | | | COUNT | SQFT | COUNT | SQFT | | | | | | |
| Richmond Dove Street | | Army Guard | Richmond | 3 | 60,940 | 3 | 60,940 | 19 | 19 | 11.5 | 414 | 3 | 0 |
| Staunton (ARNG) | | Army Guard | Staunton | 1 | 34,994 | 1 | 34,994 | 5 | 5 | 6.5 | 152 | 2 | 0 |
| Waller Depot | | Army Guard | Richmond | 7 | 67,270 | 7 | 67,270 | 6 | 6 | 7.4 | 1 | 33 | 0 |
| ** OTHER SITE(S): 35 | | | | 37 | 431,649 | 627 | 3,364,802 | 137 | 42,576 | 1,071.6 | 4,586 | 711 | 2,173 |
| Virginia Total: | | | | 188 | 1,285,831 | 778 | 4,218,984 | 609 | 43,075 | 1,241.2 | 7,803 | 809 | 2,173 |
| <u>Washington</u> | | | | | | | | | | | | | |
| Bremerton (ARNG) | | Army Guard | Bremerton | 3 | 61,819 | 3 | 61,819 | 81 | 81 | 15.0 | 183 | 0 | 0 |
| Buckley (ARNG) | | Army Guard | Buckley | 1 | 27,092 | 1 | 27,092 | 10 | 10 | 6.0 | 77 | 0 | 0 |
| * Camp Murray | | Army Guard | Camp Murry | 49 | 336,629 | 74 | 484,026 | 228 | 277 | 106.7 | 1,468 | 352 | 311 |
| Centralia (ARNG) | | Army Guard | Centralia | 3 | 34,663 | 3 | 34,663 | 8 | 8 | 7.3 | 180 | 6 | 6 |
| Geiger Fld - Spokane | C | Army Guard | Spokane | 7 | 116,458 | 7 | 116,458 | 36 | 36 | 43.8 | 126 | 67 | 9 |
| Grandview (ARNG) | | Army Guard | Grandview | 1 | 24,475 | 1 | 24,475 | 11 | 11 | 5.5 | 72 | 0 | 0 |
| Montesano (ARNG) | | Army Guard | Montesano | 3 | 30,898 | 3 | 30,898 | 14 | 14 | 6.9 | 0 | 0 | 0 |
| Moses Lake (ARNG) | | Army Guard | Moses Lake | 1 | 30,395 | 1 | 30,395 | 10 | 10 | 6.8 | 16 | 0 | 21 |
| Port Orchard (ARNG) | | Army Guard | Port Orchard | 3 | 25,805 | 3 | 25,805 | 9 | 9 | 5.7 | 6 | 0 | 0 |
| * Seattle - Pier 91 | | Army Guard | Seattle | 8 | 112,345 | 8 | 112,345 | 16 | 25 | 22.7 | 748 | 16 | 0 |
| Yakima Airport | | Army Guard | Yakima | 2 | 66,038 | 2 | 66,038 | 10 | 10 | 27.1 | 0 | 0 | 0 |
| ** OTHER SITE(S): 30 | | | | 59 | 547,418 | 85 | 731,691 | 79 | 442 | 164.2 | 2,664 | 28 | 13 |
| Washington Total: | | | | 140 | 1,414,035 | 191 | 1,745,705 | 512 | 933 | 417.7 | 5,540 | 469 | 360 |
| <u>West Virginia</u> | | | | | | | | | | | | | |
| Beckley (ARNG) | | Army Guard | Beckley | 4 | 32,870 | 4 | 32,870 | 16 | 16 | 15.5 | 0 | 0 | 0 |
| Bluefield (ARNG) | | Army Guard | Bluefield | 5 | 29,565 | 5 | 29,565 | 28 | 28 | 6.7 | 132 | 1 | 1 |
| Buckhannon (ARNG) | | Army Guard | Buckhannon | 9 | 63,736 | 9 | 63,736 | 18 | 18 | 12.6 | 57 | 58 | 0 |
| Charleston (ARNG) | | Army Guard | Charleston | 9 | 92,745 | 9 | 92,745 | 29 | 29 | 17.5 | 270 | 193 | 51 |
| * CTC Camp Dawson-Kingwood | | Army Guard | Kingwood | 77 | 376,135 | 77 | 376,135 | 2,393 | 4,527 | 85.8 | 0 | 0 | 0 |
| Fairmont (ARNG) | C | Army Guard | Fairmont | 1 | 29,199 | 1 | 29,199 | 9 | 9 | 6.3 | 150 | 1 | 1 |
| Gassaway (ARNG) | | Army Guard | Gassaway | 1 | 15,985 | 1 | 15,985 | 6 | 6 | 6.1 | 0 | 0 | 1 |
| Glen Jean (ARNG) | | Army Guard | Glen Jean | 4 | 111,603 | 4 | 111,603 | 35 | 35 | 20.0 | 121 | 9 | 1 |
| Lewisburg Readiness Center | | Army Guard | Maxwelton | 1 | 40,482 | 1 | 40,482 | 22 | 22 | 7.5 | 109 | 0 | 1 |
| Moundsville (ARNG) | | Army Guard | Moundsville | 2 | 26,609 | 2 | 26,609 | 6 | 6 | 7.0 | 125 | 0 | 0 |
| Parkersburg (ARNG) | | Army Guard | Parkersburg | 2 | 33,629 | 2 | 33,629 | 9 | 9 | 11.6 | 63 | 7 | 0 |
| Point Pleasant (ARNG) | | Army Guard | Point Pleasant | 5 | 59,528 | 5 | 59,528 | 16 | 16 | 14.8 | 0 | 0 | 0 |

* Sites having assets that are Federally funded (e.g., owned, lease, licence, permit) and State-owned interest.

** All Locations that do not meet criteria of at least five (5) Acres AND at least \$5M PRV.

State/Territories Army National Guard Base Structure Report - As of 30 Sep 2006

| SITE | BRAC 2005 | COMPONENT | NAME NEAREST CITY | BUILDINGS | | | | STATE OWNED ACRES | TOTAL ACRES | PRV (\$M) | MIL | CIV | OTHER |
|-----------------------------|--------------|------------|-------------------------|-------------|------------------|------------|------------------|-------------------------|----------------|--------------|--------------|------------|------------|
| | | | | STATE OWNED | | TOTAL | | | | | | | |
| | | | | COUNT | SQFT | COUNT | SQFT | | | | | | |
| St Albans (ARNG) | | Army Guard | St. Albans | 2 | 40,694 | 2 | 40,694 | 13 | 13 | 7.9 | 51 | 16 | 1 |
| Summersville (ARNG) | | Army Guard | Summersville | 1 | 79,052 | 1 | 79,052 | 35 | 35 | 14.6 | 106 | 0 | 0 |
| ** OTHER SITE(S): 30 | | | | 37 | 718,458 | 54 | 1,109,436 | 198 | 14,748 | 231.5 | 2,335 | 62 | 23 |
| West Virginia Total: | | | | 160 | 1,750,290 | 177 | 2,141,268 | 2,833 | 19,516 | 465.3 | 3,519 | 347 | 80 |
| <u>Wisconsin</u> | | | | | | | | | | | | | |
| Appleton (ARNG) | | Army Guard | Appleton | 3 | 43,869 | 3 | 43,869 | 13 | 13 | 7.1 | 124 | 1 | 2 |
| Beloit (ARNG) | | Army Guard | Beloit | 1 | 32,369 | 1 | 32,369 | 13 | 13 | 7.5 | 132 | 0 | 0 |
| Black Rvr Fall | | Army Guard | Black River Falls | 3 | 31,986 | 3 | 31,986 | 10 | 10 | 5.1 | 132 | 0 | 0 |
| Camp Williams Tomah MTA | | Army Guard | Tomah | 49 | 472,232 | 49 | 472,232 | 48 | 48 | 83.6 | 98 | 133 | 20 |
| Chippewa Falls (ARNG) | | Army Guard | Chippewa Falls | 2 | 38,621 | 2 | 38,621 | 14 | 14 | 7.6 | 135 | 2 | 4 |
| Eau Claire (ARNG) | | Army Guard | Eau Claire | 1 | 27,399 | 1 | 27,399 | 8 | 8 | 5.9 | 142 | 7 | 1 |
| Kenosha OMS 6 | | Army Guard | Kenosha | 3 | 47,907 | 3 | 47,907 | 14 | 14 | 9.2 | 122 | 7 | 1 |
| Madison Aviation Armory | | Army Guard | Madison | 1 | 37,392 | 1 | 37,392 | 7 | 7 | 8.7 | 304 | 44 | 2 |
| Madison Hangars | | Army Guard | Madison | 1 | 46,000 | 1 | 46,000 | 20 | 20 | 13.0 | 0 | 0 | 0 |
| Madison OMS 9 | R | Army Guard | Madison | 4 | 79,936 | 4 | 79,936 | 18 | 18 | 17.6 | 611 | 13 | 1 |
| Madison TAGO/STARC | C | Army Guard | Madison | 1 | 162,926 | 1 | 162,926 | 16 | 16 | 35.1 | 409 | 81 | 107 |
| Marshfield (ARNG) | | Army Guard | Marshfield | 2 | 46,496 | 2 | 46,496 | 10 | 10 | 9.2 | 67 | 0 | 0 |
| Milwaukee OMS 3 | | Army Guard | Milwaukee | 7 | 107,062 | 7 | 107,062 | 10 | 10 | 19.9 | 433 | 11 | 4 |
| New Richmond (ARNG) | | Army Guard | New Richmond | 2 | 26,589 | 2 | 26,589 | 19 | 19 | 5.5 | 80 | 0 | 1 |
| * Oconomowoc (ARNG) | | Army Guard | Oconomowoc | 2 | 32,511 | 2 | 32,511 | 5 | 5 | 5.8 | 79 | 0 | 1 |
| Onalaska (ARNG) | | Army Guard | Onalaska | 3 | 42,476 | 3 | 42,476 | 15 | 15 | 8.8 | 361 | 1 | 2 |
| Oshkosh & FMS | | Army Guard | Oshkosh | 3 | 41,422 | 3 | 41,422 | 35 | 35 | 10.6 | 171 | 0 | 0 |
| Superior (ARNG) | | Army Guard | Superior | 4 | 44,365 | 4 | 44,365 | 7 | 7 | 7.1 | 116 | 0 | 1 |
| Sussex OMS 5 | | Army Guard | Sussex | 3 | 51,263 | 3 | 51,263 | 15 | 15 | 9.9 | 146 | 7 | 0 |
| West Bend AASF 1 Armory | | Army Guard | West Bend | 3 | 103,644 | 3 | 103,644 | 40 | 40 | 34.6 | 123 | 0 | 3 |
| Whitewater OMS 8 | | Army Guard | Whitewater | 3 | 46,713 | 3 | 46,713 | 10 | 10 | 8.9 | 101 | 7 | 0 |
| Wi Rapids OMS 14 | | Army Guard | Wisconsin Rapids | 7 | 50,028 | 7 | 50,028 | 5 | 5 | 9.1 | 195 | 8 | 0 |
| ** OTHER SITE(S): 58 | | | | 119 | 1,035,348 | 123 | 1,035,678 | 409 | 3,616 | 215.7 | 3,903 | 38 | 27 |
| Wisconsin Total: | | | | 227 | 2,648,554 | 231 | 2,648,884 | 760 | 3,967 | 545.4 | 7,984 | 360 | 177 |
| <u>Wyoming</u> | | | | | | | | | | | | | |
| Casper (ARNG) | | Army Guard | Casper | 4 | 34,531 | 4 | 34,531 | 33 | 33 | 6.3 | 98 | 0 | 1 |
| Cheyenne (ARNG) | C | Army Guard | Cheyenne | 8 | 115,059 | 8 | 115,059 | 29 | 29 | 21.1 | 278 | 128 | 60 |

* Sites having assets that are Federally funded (e.g., owned, lease, licence, permit) and State-owned interest.

** All Locations that do not meet criteria of at least five (5) Acres AND at least \$5M PRV.

**State/Territories Army National Guard
Base Structure Report - As of 30 Sep 2006**

| SITE | BRAC 2005 | COMPONENT | NAME NEAREST CITY | BUILDINGS | | | | STATE OWNED ACRES | TOTAL ACRES | PRV (\$M) | MIL | CIV | OTHER |
|---------------------------------|--------------|------------|-------------------------|---------------|--------------------|---------------|--------------------|-------------------------|------------------|-----------------|----------------|---------------|---------------|
| | | | | STATE OWNED | | TOTAL | | | | | | | |
| | | | | COUNT | SQFT | COUNT | SQFT | | | | | | |
| Cheyenne Municipal Airport | | Army Guard | Cheyenne | 2 | 47,309 | 2 | 47,309 | 34 | 34 | 14.4 | 0 | 0 | 0 |
| Evanston (ARNG) | | Army Guard | Evanston | 3 | 26,162 | 3 | 26,162 | 5 | 5 | 5.2 | 39 | 10 | 0 |
| Laramie (ARNG) | | Army Guard | Laramie | 2 | 35,773 | 2 | 35,773 | 11 | 11 | 7.9 | 188 | 13 | 0 |
| MTCH Camp Guernsey | | Army Guard | Guernsey | 129 | 475,810 | 129 | 475,810 | 40,106 | 40,106 | 223.5 | 206 | 42 | 55 |
| Sheridan (ARNG) | | Army Guard | Sheridan | 4 | 29,671 | 4 | 29,671 | 9 | 9 | 5.8 | 0 | 0 | 0 |
| Torrington (ARNG) | | Army Guard | Torrington | 3 | 55,931 | 3 | 55,931 | 5 | 5 | 10.2 | 104 | 0 | 1 |
| ** OTHER SITE(S): 14 | | | | 17 | 170,272 | 18 | 197,651 | 83 | 8,980 | 42.3 | 597 | 26 | 12 |
| Wyoming Total: | | | | 172 | 990,518 | 173 | 1,017,897 | 40,315 | 49,212 | 336.7 | 1,510 | 219 | 129 |
| US/US Territories Total: | | | | 15,559 | 107,246,920 | 26,678 | 164,326,756 | 663,787 | 3,896,191 | 40,222.1 | 374,129 | 32,918 | 39,500 |

* Sites having assets that are Federally funded (e.g., owned, lease, licence, permit) and State-owned interest.

** All Locations that do not meet criteria of at least five (5) Acres AND at least \$5M PRV.