


# Mesa Verde

National Park Service  
U.S. Department of the Interior  
Mesa Verde National Park



## Junior Ranger Booklet



# Welcome to Mesa Verde National Park!

The National Park Service and its park rangers care for special places like Mesa Verde for today's and future generations to enjoy. That means YOU, as well as your children and grandchildren!

Hi! My name is Kathy and this is my new friend, Gentle Rain. Gentle Rain and her family used to live in a Mesa Verde cliff dwelling 750 years ago. She helped me become a Junior Ranger, and now both of us want to help you.



Becoming a Junior Ranger is fun! As you explore the park, you will learn about Gentle Rain's culture, look for items her family and friends might have used, and visit their homes. Just follow our directions and you'll earn a Mesa Verde Junior Ranger badge in no time!

**SUGGESTED ACTIVITIES**  
Half Day (2 - 3 hours)

- Being a Good Steward . . . . . 3
- Ancestral Puebloan Life . . . . . 4
- Times Have Changed . . . . . 6
- Cliff Dwelling Bingo . . . . . 10

**SUGGESTED ACTIVITIES**  
Full Day or More

- Being a Good Steward . . . . . 3
- Ancestral Puebloan Life . . . . . 4
- Generations  
(Mesa Top Loop Drive) . . . . . 8
- A-Mazing Migration . . . . . 11
- or more....

**To earn your Mesa Verde Junior Ranger badge, just complete the following steps:**

1. Complete the activity called "Being A Good Steward."
2. Then, complete at least 3 more activities. Once you choose the activities you want to do, use these special codes to know which questions to answer for your age group:



Ages 4-7



Ages 8-9




Ages 10-up

3. Once you have finished steps 1 and 2 above, take your booklet to any park information center to receive your Mesa Verde Junior Ranger badge.

**Acknowledgments**

This Junior Ranger booklet was created through the partnership of the National Park Service (NPS), the National Park Foundation (NPF), and the Student Conservation Association (SCA) and was made possible through the generous support of Ocean Spray Cranberries, Inc., a National Corporate Partner of NPF. Thanks, also, to Junior Ranger Ambassador, Clint Herriman. To learn more about the online Junior Ranger program, visit [www.nps.gov/webrangers](http://www.nps.gov/webrangers).

Illustrations and artwork by Mary Lloyd, Talela Hales, Marna Bastian, DJ Webb, and Jim Tschetter. Use of "Through a Child's Eyes," on the cover and throughout booklet, courtesy of Mesa Verde Museum Association.



# Being A Good Steward


Activity can be done anywhere.



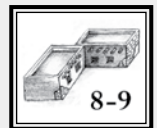
**Kathy:** To become a Junior Ranger we need to be good stewards. A steward is someone who helps take care of something that belongs to everyone. Since we share our national parks with thousands, even millions of other people, a Junior Ranger should know how to be a good steward while visiting these special places. It's easy. All you have to do is learn and follow the rules of the park. Learning the rules lets us know how to stay safe and take care of the park.

Look at the picture below.


- Circle four things people are doing that are harmful, and
- Describe WHY they are wrong



Circle 4  
Describe 1



Circle 4  
Describe 2



Circle 4  
Describe 4

1. \_\_\_\_\_  
\_\_\_\_\_
2. \_\_\_\_\_  
\_\_\_\_\_
3. \_\_\_\_\_  
\_\_\_\_\_
4. \_\_\_\_\_  
\_\_\_\_\_

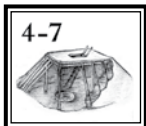
# Ancestral Puebloan Life

Activity for the Chapin Mesa Archeological Museum.



**Gentle Rain:** Mesa Verde National Park protects over 700 years of history about my people, the Ancestral Puebloans. Throughout the museum, you will discover how we learned to adapt to our environment in order to meet our basic needs of food, water, and shelter.

Have fun as you explore the dioramas and exhibits to find the answers to the museum activity questions.



## FOOD - 3rd Diorama (*Check or circle the right answer*)

Look carefully around the diorama. What did the Ancestral Puebloans (Modified Basketmakers) NOT eat?

- Corn     Beans     Meat     Oranges

## WATER - 4th Diorama

Find the place where the Ancestral Puebloans in this Mesa Verde pueblo got their water. What is it?

- Faucet     Spring     River     Ocean

## SHELTER - 5th Diorama

Look for a circular room being built in the ground in front of the cliff dwelling. What is it?

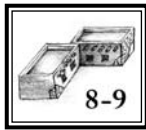
- Swimming Pool     Kiva     Trash Pit

## DECORATE THE WATER JAR

Mesa Verde pottery is known for its beautiful designs. Draw your own design on the jar below. (*If you want an example, see the pottery exhibits.*)



# Ancestral Puebloan Life (continued)



## FOOD - *Exhibit Area*

Find a tool they used to plant corn. What is it?  
 (Hint: See "People of Corn" exhibit)

## WATER - *Exhibit Area*

Find an item that women used to carry the water from the springs to their homes. What is it called?



(Hint: See "Beginning of Pottery" exhibit)

## SHELTER - *Exhibit Area*

What is a kiva? How was it used?

## FOOD FIND

Place an **X** over the plants and animals you find as you go through the museum exhibits.



## FOOD, WATER, SHELTER - *Exhibit Area*

Use the clues below to complete the crossword puzzle.  
 Begin in the exhibit room across from the dioramas.


### Across:

- This crop was very important to the Ancestral Puebloans' way of life. A part of this plant has been found in almost every room, kiva, and work area in Mesa Verde. (Room 1)
- Before the bow and arrow, this spear-throwing device was used to hunt large game. (Room 1)
- This was the first type of house built in Mesa Verde. (Room 2)

### Down:

- These small bowls with long handles were used for dipping and pouring liquids. (Room 3)
- Scientists study wood beams used in the construction of a dwelling to learn when the structure was built. What is this science called? (Room 4)
- The Ancestral Puebloans were good at conserving water in this dry climate. You can save water at home by turning this off while brushing your teeth.

## CROSSWORD PUZZLE



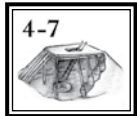
# Times Have Changed

Activity can be done anywhere.




**Gentle Rain:** My family learned how to adapt and survive at Mesa Verde by using what nature provided. Because of this, my life at Mesa Verde was very different from your everyday life. At a young age, children helped with daily chores. We didn't go to school, but we learned valuable life lessons everyday. We learned how to grow crops, hunt, make pottery, and build houses with mud and stone. We gathered materials from our surroundings to make what we needed. We also learned about our history through stories told by our grandparents.

Discover how we lived in Mesa Verde by completing the following activities.

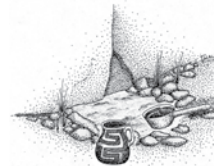


Draw a line from each item in the left column (things we use or do today) with an item in the right column (things the Ancestral Puebloans used or did then.)


## Now



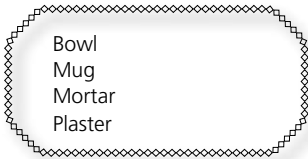
## Then



# Times Have Changed (continued)



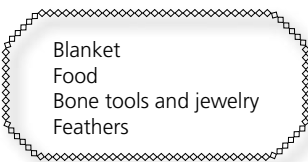
Each box contains a list of items made from natural resources found in Mesa Verde. Use the blanks beside each box to write the name of the natural resource used to make everything in the list. *(If you need a hint, use the word list at the bottom of the page or explore the museum.)*



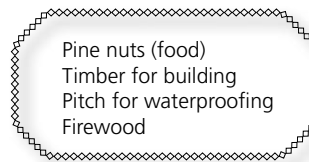
\_\_\_\_\_




\_\_\_\_\_



\_\_\_\_\_



\_\_\_\_\_



To learn more about Gentle Rain's life in Mesa Verde, fill in the blanks to read the following story. If you have little brothers or sisters, they might like to hear the story when you are done. *(Use the word list to fill in the blanks and complete the story.)*

- clay**
- corn**
- hand**
- kivas**
- metates**
- pinyon**
- pottery**
- rabbits**
- seep**
- turkey**
- yucca**

My family and I live in a stone room of a cliff dwelling. The people of my village wake up very early and start cooking fires in the rooms and courtyards. Every morning, my mother goes to collect water from the nearest \_\_\_\_\_ spring while I feed the turkeys.

As soon as the morning meal is eaten, the men and boys climb up the cliff face using \_\_\_\_\_ and toe holds to reach the fields. Spring days are spent clearing the fields and planting \_\_\_\_\_, beans, and squash. Corn is our most important crop. The women use manos and \_\_\_\_\_ to grind the corn into meal. But for now, my mother is teaching my younger sister how to make \_\_\_\_\_ from \_\_\_\_\_. We use it for cooking, and storing food and water.

Throughout the year, the men hunt mule deer and \_\_\_\_\_, while children help the women gather wild plants, such as nuts from the \_\_\_\_\_ pine trees, grains from ricegrass, and pads from the prickly pear cactus. Much of this food is stored for the winter. We also collect \_\_\_\_\_ leaves to pound into fibers to make rope, sandals, and baskets. My father weaves \_\_\_\_\_ feathers with yucca fibers to make blankets for the winter.

When the \_\_\_\_\_ are not used for ceremonies, we spend time in these warm, underground rooms listening to the stories of our people, or working on crafts such as weaving, basketry, and making tools.

No matter the time of the year, my people are busy with the daily tasks needed to survive in Mesa Verde.

# Generations

## Activity for the Mesa Top Loop Drive.

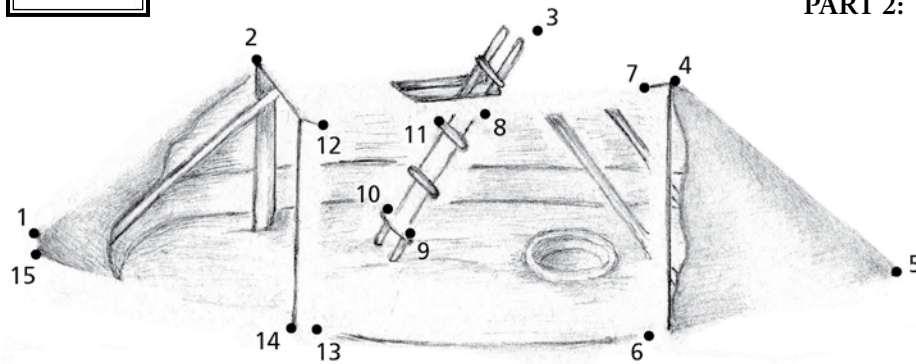


**Gentle Rain:** My people did not always live in cliff dwellings at Mesa Verde. For the first 600 years they lived on the mesa top. As you drive the Mesa Top Loop you will see changes in our housing styles from pithouse, to pueblo, and finally to cliff dwelling.



### PART 1 - Connect the Dots:



After driving the Mesa Top Loop, connect the dots to see one of the Ancestral Puebloan homes you visited.



**PART 2:** Which type of home is it?  
Circle the answer below.

- Pithouse
- Pueblo
- Cliff Dwelling

Go to PART 3 to draw your favorite type of home. ➡



### PART 1 - Scavenger Hunt:

Drive the Mesa Top Loop Road and read the signs at each of the three stops listed below. Use the signs to find the missing word in each sentence. Fill in the blanks for each sentence, and write the words in the word list (Part 2) on the next page. (Don't forget to ask your parents for help if you need it.)

#### Pithouse (A.D. 600)

- The Ancestral Puebloans were starting to build \_\_\_\_\_ homes, and becoming farmers.

#### Pithouses & Early Pueblo Villages (A.D. 700 - 950)

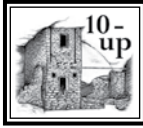

- The Ancestral Puebloans began building above ground villages using \_\_\_\_\_ construction (rough stones loosely cemented with clay).

#### Sun Point View (A.D. 1200 - 1300)

- The Ancestral Puebloans built their cliff dwellings inside cliff \_\_\_\_\_.





# Generations (continued)



## PART 2 - Word Search:

Locate all twelve words in the word search puzzle below. (You should have found the three missing words in Part 1.) Circle or draw a line through each word in the puzzle to complete it.

- |                   |             |
|-------------------|-------------|
| 1. _____          | 7. fire pit |
| 2. _____          | 8. kiva     |
| 3. _____          | 9. pithouse |
| 4. cliff dwelling | 10. pueblo  |
| 5. community      | 11. room    |
| 6. cooperation    | 12. spring  |



## PART 3: Draw the type of house you would most like to live in.












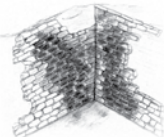




# Cliff Dwelling Bingo

Activity can be done at any cliff dwelling.



**Gentle Rain:** Visit a cliff dwelling, such as Spruce Tree House, to see many of the same things I did when I lived here. Remember to be a good steward by not touching, climbing, or leaning on the walls.

Look for the items below and place an “X” over the ones you find. Find four in a row across or diagonally.

 <p>Ladder</p>	 <p>T-shaped Door</p>	 <p>Juniper Berries</p>	 <p>Mano and Metate</p>
 <p>Viga (roof beam)</p>	 <p>Yucca</p>	 <p>Kiva</p>	 <p>Seep Spring</p>
 <p>Prickly Pear Cactus</p>	 <p>Ranger Hat</p>	 <p>Two-story Building</p>	 <p>Soot-blackened Wall</p>
 <p>Lizard</p>	 <p>Fire Pit</p>	 <p>Pinyon Pine</p>	 <p>Bird</p>

# A-mazing Migration

Activity can be done anywhere.




**Kathy:** For some time, it was thought that Gentle Rain's family and the rest of the Ancestral Puebloan people simply vanished from Mesa Verde. We now know that they migrated south over 700 years ago. Their descendants include the Rio Grande Pueblos in New Mexico, the Hopi in Arizona, and the Ysleta del Sur in Texas.


Follow the paths through the maze from Mesa Verde to find the present-day locations of the Ancestral Puebloans' descendants. You must travel through and find at least one Ancestral Puebloan item along the way to each pueblo, and avoid any modern items.



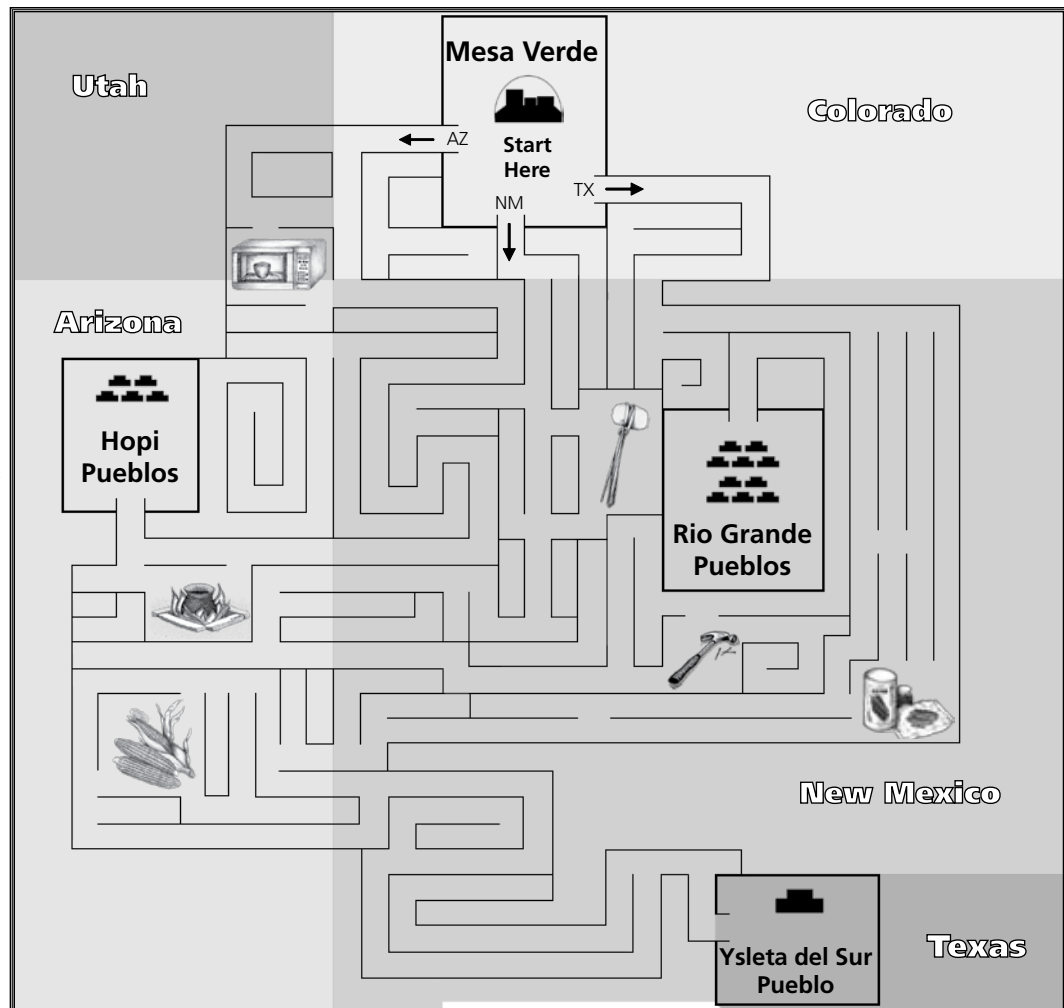
Find the Hopi Pueblos.



Find the Hopi and Rio Grande Pueblos.



Find the Hopi, Rio Grande, and Ysleta del Sur Pueblos.



# Mesa Verde Junior Ranger Souvenir Page

## What I experienced at Mesa Verde National Park...

Place a check mark next to the  
cliff dwellings you visited:

- Spruce Tree House     Long House
- Balcony House         Step House
- Cliff Palace

Place a check mark next to other  
activities you did:

- Walked a trail
- Drove the Mesa Top Loop
- Saw a pithouse
- Had a picnic
- Talked to a ranger

## Be An Artist!

Draw a picture or write about what you liked BEST

## This Certifies That

\_\_\_\_\_

has completed the Junior Ranger Program at

## Mesa Verde National Park

I am proud to be a Mesa Verde Junior Ranger. I promise to be a good steward of Mesa Verde National Park and all national parks. I will pick up litter, conserve water and energy, and recycle whenever I can. I also promise to be respectful of other cultures whose way of life may be different from my own.

Witnessed by: \_\_\_\_\_  
(Park Ranger signature)

Date: \_\_\_\_\_

