

Energy Efficiency in California

Discussion with the EPA State Energy Efficiency/
Renewable Technical Forum

Prepared by
Lainie Motamedi
Regulatory Analyst
Division of Strategic Planning

April 11, 2005



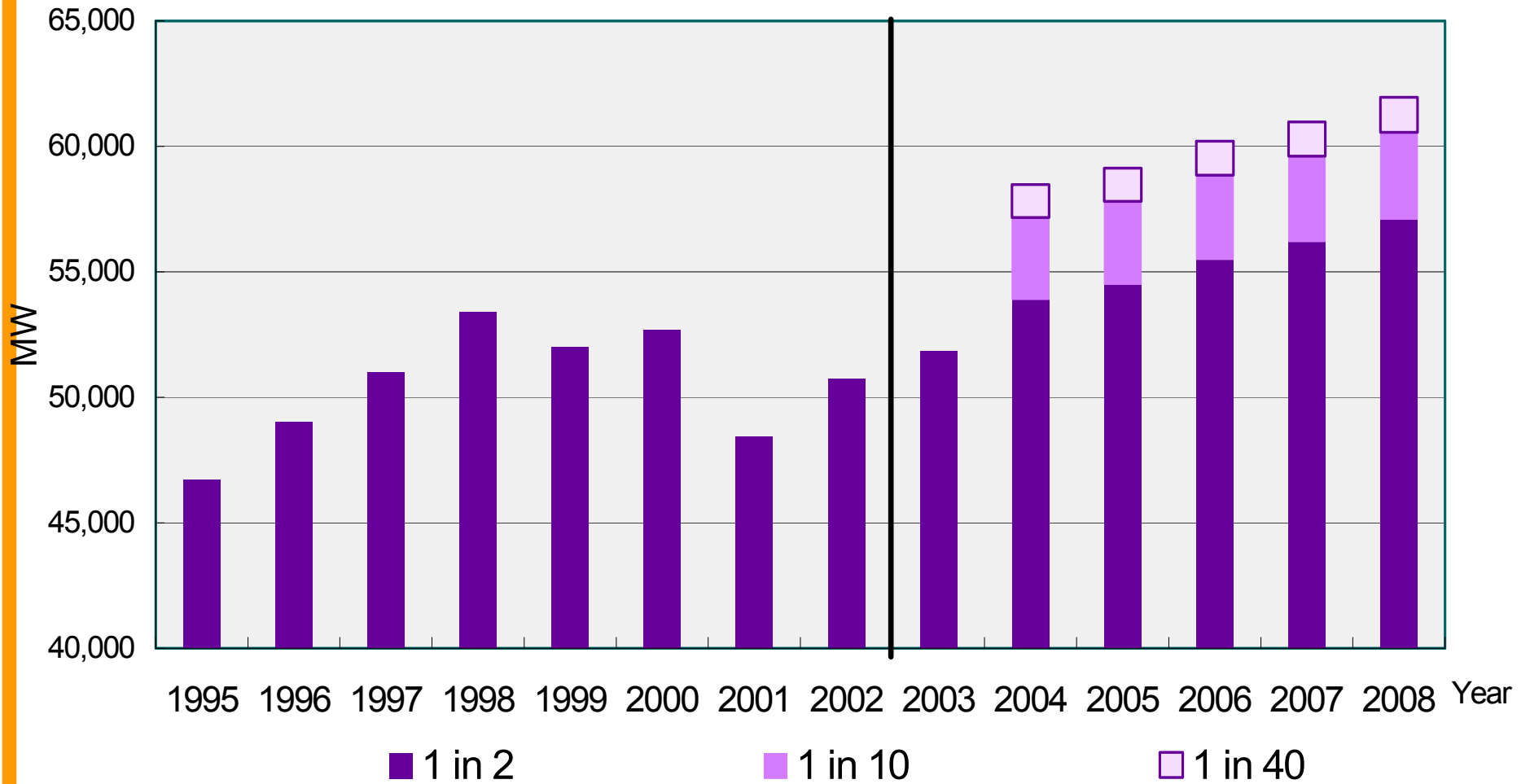
Key Areas of Focus in Energy Efficiency

- **Savings Goals and Targets**
- **Funding**
- **EE Administration Structure, and**
- **Evaluation, Measurement and Verification**

California Public Utilities Commission

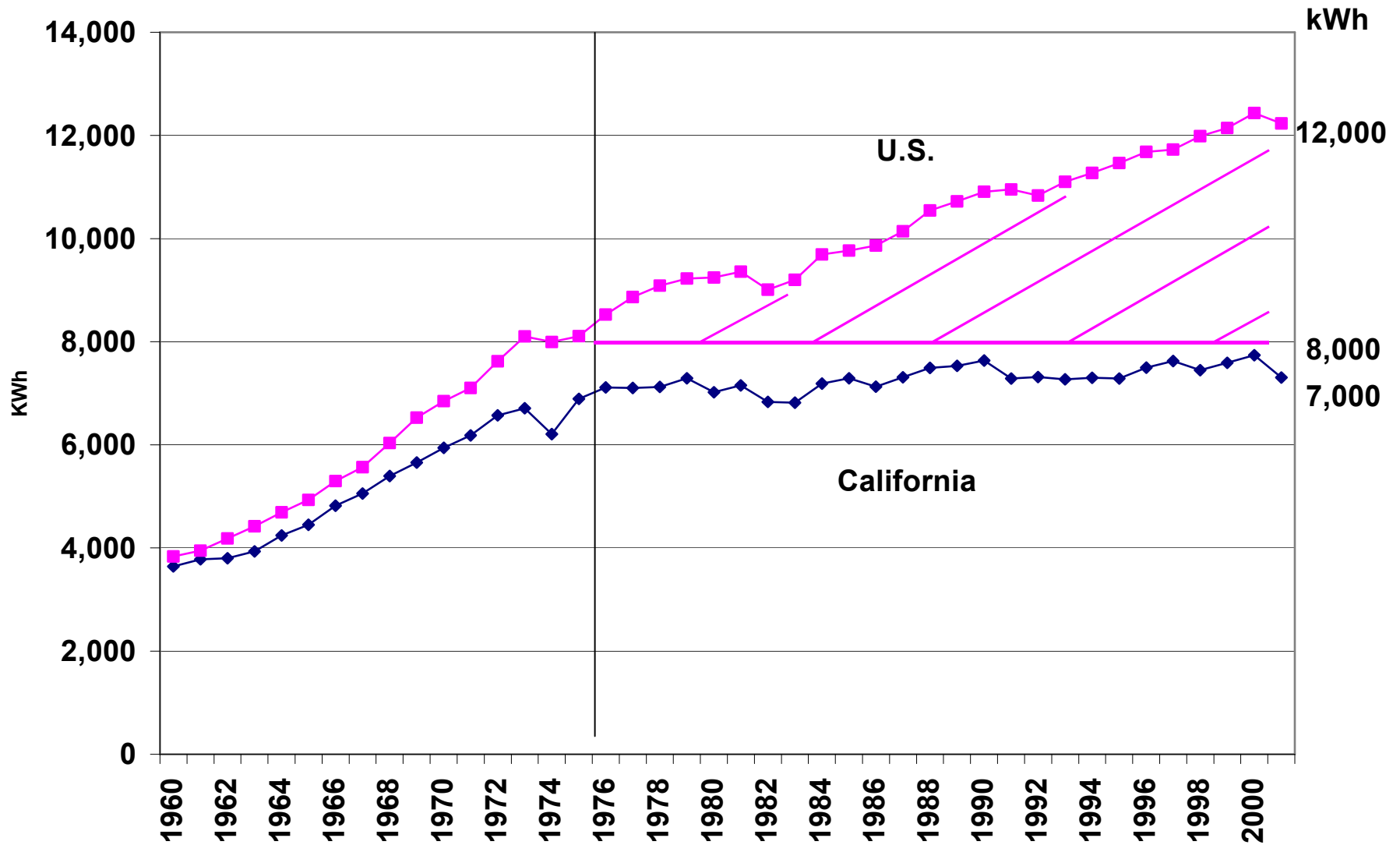
Electricity Demand Trends

Statewide Coincident Peak Demand (MW)



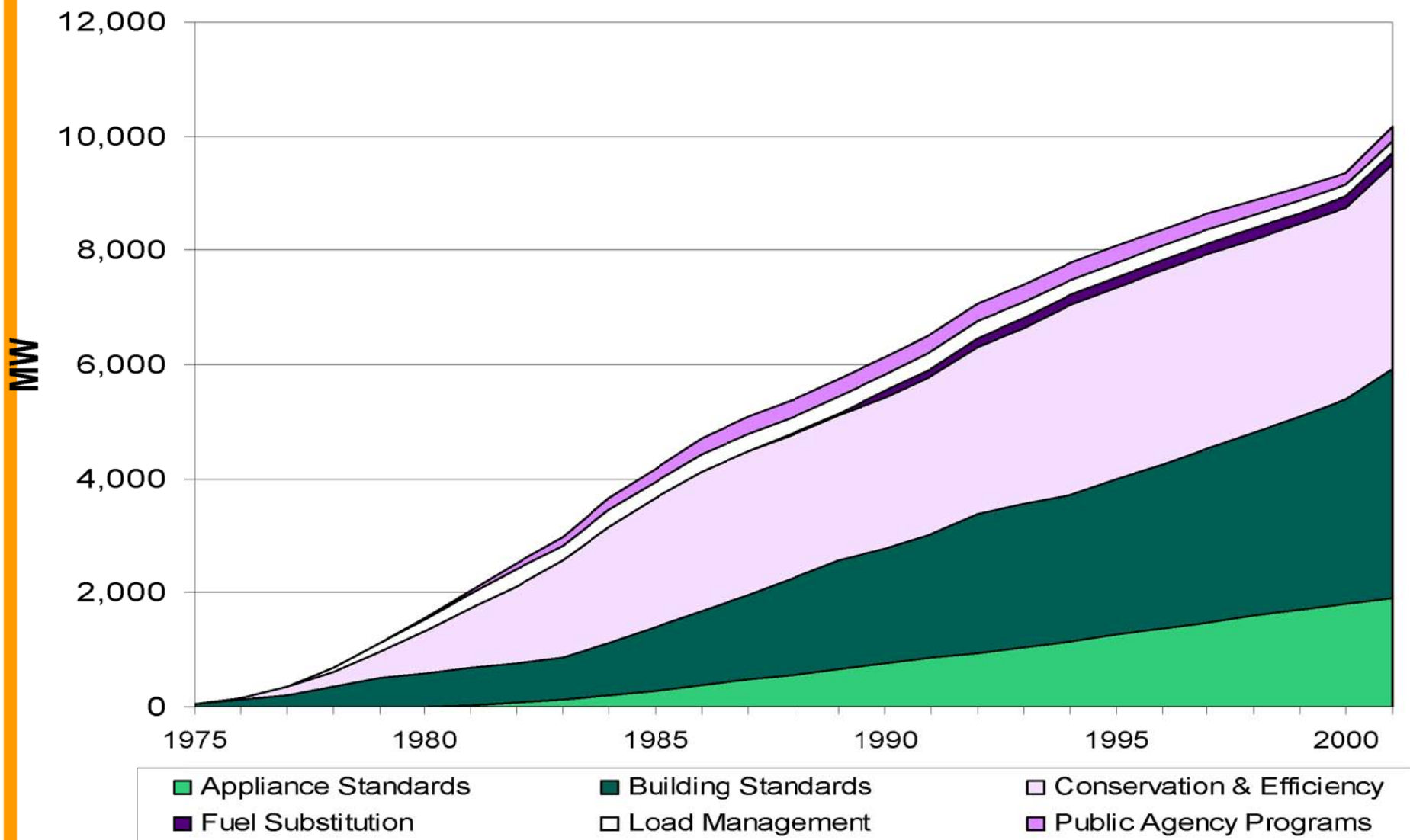
California Public Utilities Commission

Total Electricity Use, per capita, 1960 - 2001



California Public Utilities Commission

Cumulative Efficiency Program Impact



April 14, 2005

Source: California Energy
Commission

5

Energy Action Plan Goals for Efficiency

- CPUC and CEC jointly developed and adopted the “EAP” in May 2003*
- Establishes a ‘loading’ order of energy resources that first optimizes increased conservation and efficiency
- **Goal:** Decrease per capita energy use and reduce toxic emissions and greenhouse gases through increased conservation and efficiency

The EAP can be found at: www.cpuc.ca.gov/PUBLISHED/REPORT/28715.htm

California Public Utilities Commission

Estimated Savings Impacts for Program Years 2003 and 2004-2005

(Note that new administration structure and process goes into effect beginning program year 2006)

Program Year	2003 Achieved	2004-2005 Estimated
Funding	\$300 million	\$823 million
kWh savings	1.3 billion	3.72 billion
therm savings	34.2 million	44.3 million
kW savings	291 thousand	770 thousand

Funding for Energy Efficiency Programs and Activities

- **Funding Increase Approved:** CPUC increased energy efficiency funding beginning in program year 2004 by instructing the utilities to integrate cost effective EE programs into resource planning

Result:

- EE statutory Public Goods Charge funding through rates: Approximately **\$289 million/year.**
- Additional EE Utility Procurement funding approved: **\$110 million in 2004 and \$135 million in 2005**

Savings Goals and Targets: 2005 and Beyond

Decision Approved in September 2004*

Establishes a 3 year planning cycle

- Coordinates EE savings & IOU procurement planning
- Sets cumulative EE savings goals for 2004-2013:
 - 26,508 Gwh,
 - 6,892 MW, and
 - 290 million therms
- Incremental increases in demand met first through EE
- This is a return to an Integrated Resource Planning state of mind

*See www.cpuc.ca.gov/PUBLISHED/FINAL_DECISION/40212.htm

California Public Utilities Commission

Adopted EE Savings Goals

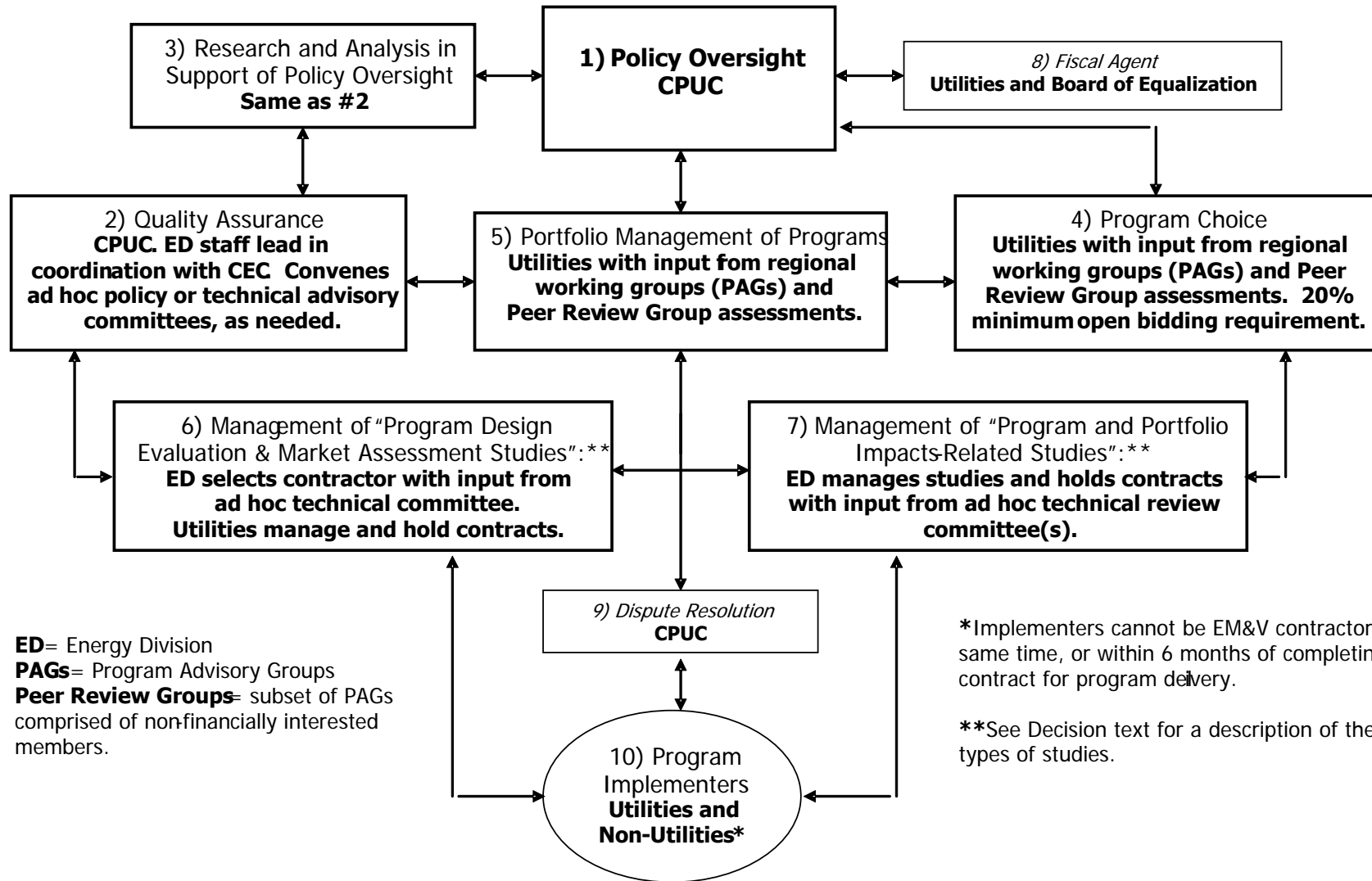
Total Electricity and Natural Gas Program Savings Goals (all IOUs)										
	2004	2005	2006	2007	2008	2009	2010	2011	2012	2013
Total Annual Electricity Savings (GWh/yr)	1,838	1,838	2,032	2,275	2,505	2,538	2,465	2,513	2,547	2,631
Total Cumulative Savings(GWh/yr)	1,838	3,677	5,709	7,984	10,489	13,027	15,492	18,005	20,552	23,183
Total Peak Savings (MW)	379	757	1,199	1,677	2,205	2,740	3,259	3,789	4,328	4,885
Total Annual Natural Gas Savings (MMTh/yr)	21	21	30	37	44	52	54	57	61	67
Total Cumulative Natural Gas Savings (MMTh/yr)	21	42	72	110	154	206	260	316	377	444

EE Administration Structure

- Effort completed to develop common language, shared view of administration functions and roles, and to establish criteria for evaluation proposals.
 - RFP & proposal process conducted in Spring & Summer 2004
 - www.cpuc.ca.gov/PUBLISHED/RULINGS/35120.htm
 - CPUC administration decision adopted January 2005
 - www.cpuc.ca.gov/PUBLISHED/FINAL_DECISION/43628.htm
 - Program selection and portfolio management managed by the utilities with significant input from stakeholders through Program Advisory Groups
 - Evaluation, Measurement, and Verification strengthened through removal of conflict of interests, and through increased transparency
- Currently in the process of administration process (including finalizing program policies and reporting requirements) in order to solicit for 2006-2008 programs in June.

California Public Utilities Commission

SUMMARY of ADOPTED ADMINISTRATIVE STRUCTURE for ENERGY EFFICIENCY



Conclusion

- Energy Efficiency has become a priority resource in California
 - Most cost-effective than supply-side resources
 - Key Component of Integrated Resource Plan
- Energy Efficiency Efforts are Underway
 - Aggressive Pace Set and Met to Maximize Cost Effective EE Savings