

















**UNITED STATES DEPARTMENT OF AGRICULTURE**

GOALS ACHIEVED	OVERALL GRADE
4/5	<ul style="list-style-type: none"> <li>• USDA achieved 53.80% exceeding its small business goal of 49.88% that was above the 23% Government-wide goal</li> <li>• USDA exceeded its SDB, WOSB, and HUBZone goals</li> <li>• Although the SDVOSB goal was not met, it did make progress</li> </ul>

SMALL BUSINESS GRADE				
	FY2008/FY2009 % GOAL	FY2007 SMALL BUSINESS ACHIEVEMENTS	FY2008 SMALL BUSINESS ACHIEVEMENTS	ACHIEVEMENT PROGRESS
 GREEN	49.88%	54.50% (\$2,509,214,703)	53.80% (\$2,770,584,096)	 GREEN

SOCIO-ECONOMIC GRADES				
	FY2008/FY2009 % GOAL	FY2007 SMALL BUSINESS ACHIEVEMENTS	FY2008 SMALL BUSINESS ACHIEVEMENTS	ACHIEVEMENT PROGRESS
SDB   GREEN	5%	12.14% (\$559,139,193)	11.02% (\$567,650,449)	 GREEN
WOSB   GREEN	5%	6.98% (\$321,412,230)	6.85% (\$352,509,411)	 GREEN
HUBZONE   GREEN	3%	8.74% (\$402,578,574)	6.61% (\$340,486,434)	 RED
SDVOSB   RED	3%	2.52% (\$116,178,951)	2.07% (\$106,701,641)	 GREEN

ACHIEVEMENT CRITERIA	
 GREEN	THE AGENCY MUST MEET 100% OF ITS GOAL
 YELLOW	THE AGENCY MUST MEET 90-99% OF ITS SMALL BUSINESS GOAL
 RED	THE AGENCY DID NOT MEET 90-99% OF ITS SMALL BUSINESS GOAL

ACHIEVEMENT PROGRESS CRITERIA	
 GREEN	THE AGENCY MUST HAVE MADE THEIR GOAL OR MADE PROGRESS IN UNMET GOAL SINCE FY2007 (DOLLARS, PERCENTAGE, OR 3 YEAR ACHIEVEMENT AVERAGE (FY2005-FY2007).
 YELLOW	THE AGENCY MUST MAKE PROGRESS IN UNMET GOAL. FY2008 GOAL ACHIEVEMENT DOLLARS OR PERCENTAGE IS WITHIN 10% OF FY2007 ACHIEVEMENT OR 3 YEAR ACHIEVEMENT AVERAGE (FY2005-FY2007).
 RED	THE AGENCY DID NOT MAKE PROGRESS IN UNMET GOAL