

















NATIONAL SCIENCE FOUNDATION				
GOALS ACHIEVED	OVERALL GRADE			
1/5	• NSF exceeded its SDB goal			
SMALL BUSINESS GRADE				
	FY2008/FY2009 % GOAL	FY2007 SMALL BUSINESS ACHIEVEMENTS	FY2008 SMALL BUSINESS ACHIEVEMENTS	ACHIEVEMENT PROGRESS
 RED	28.26%	17.21% (\$39,463,198)	15.24% (\$35,039,039)	 RED
SOCIO-ECONOMIC GRADES				
SDB	FY2008/FY2009 % GOAL	FY2007 SMALL BUSINESS ACHIEVEMENTS	FY2008 SMALL BUSINESS ACHIEVEMENTS	ACHIEVEMENT PROGRESS
 GREEN	5%	9.29% (\$21,287,369)	9.75% (\$22,410,269)	 GREEN
WOSB	FY2008/FY2009 % GOAL	FY2007 SMALL BUSINESS ACHIEVEMENTS	FY2008 SMALL BUSINESS ACHIEVEMENTS	ACHIEVEMENT PROGRESS
 RED	5%	5.47% (\$12,551,307)	3.49% (\$8,028,976)	 RED
HUBZONE	FY2008/FY2009 % GOAL	FY2007 SMALL BUSINESS ACHIEVEMENTS	FY2008 SMALL BUSINESS ACHIEVEMENTS	ACHIEVEMENT PROGRESS
 RED	3%	0.89% (\$2,049,866)	0.12% (\$266,351)	 RED
SDVOSB	FY2008/FY2009 % GOAL	FY2007 SMALL BUSINESS ACHIEVEMENTS	FY2008 SMALL BUSINESS ACHIEVEMENTS	ACHIEVEMENT PROGRESS
 RED	3%	0.21% (\$470,432)	0.02% (\$56,978)	 RED
ACHIEVEMENT CRITERIA				
 GREEN	THE AGENCY MUST MEET 100% OF ITS GOAL			
 YELLOW	THE AGENCY MUST MEET 90-99% OF ITS SMALL BUSINESS GOAL			
 RED	THE AGENCY DID NOT MEET 90-99% OF ITS SMALL BUSINESS GOAL			
ACHIEVEMENT PROGRESS CRITERIA				
 GREEN	THE AGENCY MUST HAVE MADE THEIR GOAL OR MADE PROGRESS IN UNMET GOAL SINCE FY2007 (DOLLARS, PERCENTAGE, OR 3 YEAR ACHIEVEMENT AVERAGE (FY2005-FY2007).			
 YELLOW	THE AGENCY MUST MAKE PROGRESS IN UNMET GOAL. FY2008 GOAL ACHIEVEMENT DOLLARS OR PERCENTAGE IS WITHIN 10% OF FY2007 ACHIEVEMENT OR 3 YEAR ACHIEVEMENT AVERAGE (FY2005-FY2007).			
 RED	THE AGENCY DID NOT MAKE PROGRESS IN UNMET GOAL			