

III

STRATEGIC GOAL 3: Assist State, Local, and Tribal Efforts to Prevent or Reduce Crime and Violence

19% of the Department's Net Costs support this Goal.

To provide leadership in the area of crime prevention and control, the Department continually searches for ways to strengthen the criminal and juvenile justice capabilities of State, local, and tribal governments. The Department improves the Nation's capacity in this area through the administration of formula and discretionary criminal and juvenile justice grant programs, training, technical assistance, collecting statistics, and testing and evaluating new programs and technologies. Illegal drugs can add a major criminal element to a community; to help break the cycle of this social problem the Department provides drug-related resources in prevention and treatment. Further, we also ensure the right of its citizens by providing safeguards to protect the rights of crime victims and promote programs that help resolve racial tension.

Revised FY 2008 Outcome Goal: Reduction in Recidivism (from 2% in FY 2004 to 1.5% in FY 2008) for the Population served by the Re-entry Initiative
FY 2006 Progress: The Department is on target to achieve this long-term goal; however, this measure has been discontinued as of September 30, 2006.

Background/Program Objectives: The Serious and Violent Offender Re-entry Initiative is a comprehensive effort that addresses both juvenile and adult populations of serious, high-risk offenders. Implemented in 2002, the initiative provides funding to state correction departments to develop, implement, enhance, and evaluate re-entry strategies that will ensure the safety of the community and the reduction of revocation by serious and violent criminals. The Office of Justice Programs (OJP) joined with other federal partners to create a multifaceted approach which builds a continuum of care and accountability beginning from the period of incarceration and continuing to the offender's release into the community.

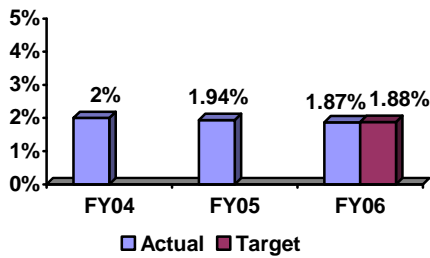
Performance Measure: DISCONTINUED MEASURE: Reduction in recidivism rate (from 2% in FY 2004 to 1.5% in FY 2008) for the population served by the Re-entry Initiative

FY 2006 Target: 1.88% or a 3% reduction from the 2004 baseline

FY 2006 Actual: 1.87% or a 3.5% reduction from the 2004 baseline (504 recidivating offenders/14,477 total offenders)

Discussion: The Department has discontinued this measure as of September 30, 2006. The targeted recidivism rate was slightly exceeded due to a larger population of offenders reaching the Phase 3 part of the program. Individuals reaching this phase have completed the various treatment and service elements of the program.

DISCONTINUED MEASURE: Reduction in recidivism for the population served by the Re-entry Initiative



Data Definition: Recidivism is defined as the number of criminal acts committed by offenders from the target population that result in conviction, or return to prison with or without a new sentence.

The Re-entry Program is divided into three Phases. Phase 1: Protect and Prepare (Institution-based Programs): Prepares offenders to re-enter society. Services are provided to include education, mental health and substance abuse treatment, mentoring, and full diagnostic and risk assessment. Phase 2: Control and Restore (Community-based Transition Programs): Work with offenders prior to and immediately following their release from correctional institutions. Services provided in this phase will include: education, monitoring, mentoring, like skills training, assessment, job skills development, and mental health and substance abuse treatment, as appropriate. Phase 3: Sustain and Support (Community-based Long-term Support Programs): Connects individuals who have left the supervision of the justice system with a network of social services agencies and community-based organizations to provide on-going services and mentoring relationships.

Data Collection and Storage: Grantees will report performance measure data via the semi-annual progress report that resides in the Grants Management System (GMS).

Data Validation and Verification: Data are validated and verified through internal desk reviews and on-site monitoring conducted by OJP grant managers.

Data Limitations: None known at this time.

FY 2008 Outcome Goal: Reduce homicides at Weed and Seed Program sites by 5% (as calculated from the first year to the fourth year of the program)

FY 2006 Progress: The Department is on target to achieve this long-term goal, in fact, the OJP has exceeded its established long-term outcome goal as of the reporting of 2005 data. Current cumulative total towards long-term goal (since FY 2004) is 19.9%. New long-term goals for this measure have been established and will be introduced with the issuance of the Department's FY 2007-2012 Strategic Plan.

Background/Program Objectives: The Community Capacity Development Office's (CCDO) Weed and Seed program strategy assists communities in establishing strategies that link federal, State, and local law enforcement and criminal justice efforts with private sector and community efforts. It assists communities in "weeding out" violent crime, gang activity, drug use, and drug trafficking in targeted neighborhoods and then "seeding" the targeted areas with programs that lead to social and economic rehabilitation and revitalization. In addition to the weeding and seeding aspects of the strategy, the Weed and Seed sites engage in community policing activities that foster proactive police-community engagement and problem solving.

Performance Measure: Reduction of Homicides per Site (funded under the Weed and Seed Program)

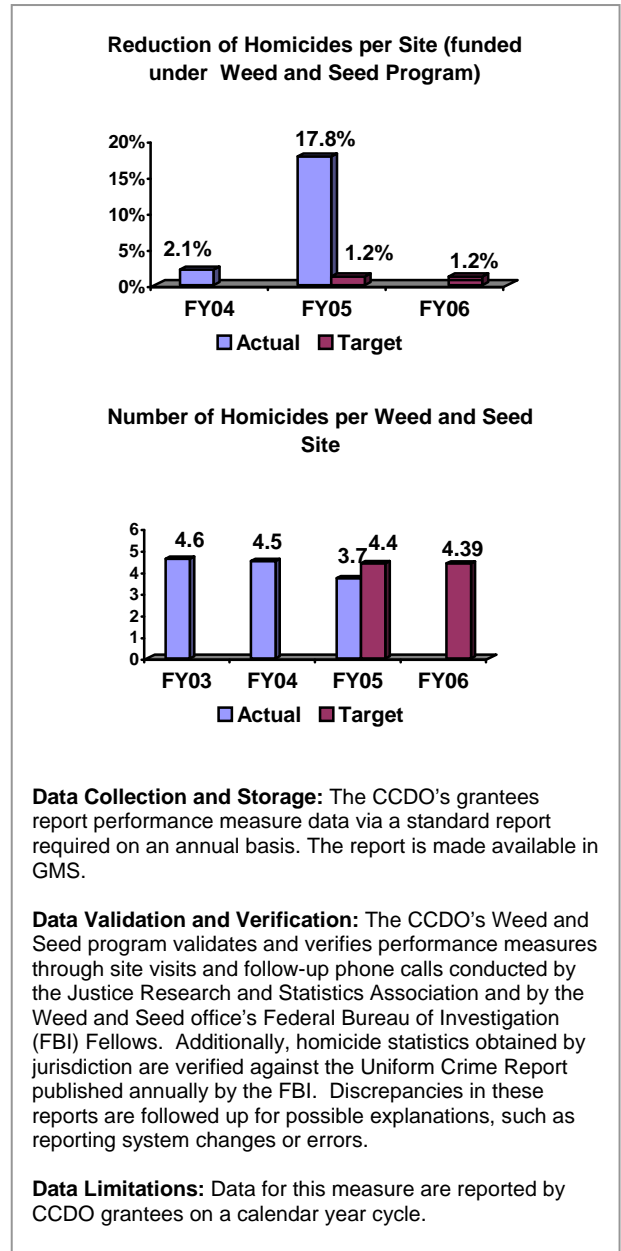
FY 2005 Target: 4.4 homicides per site (1.2% reduction in homicides per site from FY 2004 baseline)

FY 2005 Actual: 3.7 homicides per site (17.8% reduction in homicides per site from FY 2004 baseline)

FY 2006 Target: 4.39 homicides per site (1.2% reduction in homicides per site from FY 2004 baseline)

FY 2006 Actual: Data for this measure is collected on a calendar year basis and will be available in early 2007.

Discussion: The baseline for this measure uses FY 2003 reported data of 4.5 homicides per site. The actual figure in FY 2005 was approximately 3.7 homicides per site, which amounts to a 17.8% reduction from the 2004 data thus achieving the established goal.



FY 2008 Outcome Goal: Increase Regional Information Sharing Systems (RISS) inquiries

NOTE: This measure was too new to establish a long-term goal in the Strategic Plan; however, it was identified as a key measure for the Department and was reported accordingly. The Department discontinued this measure as of September 30, 2006.

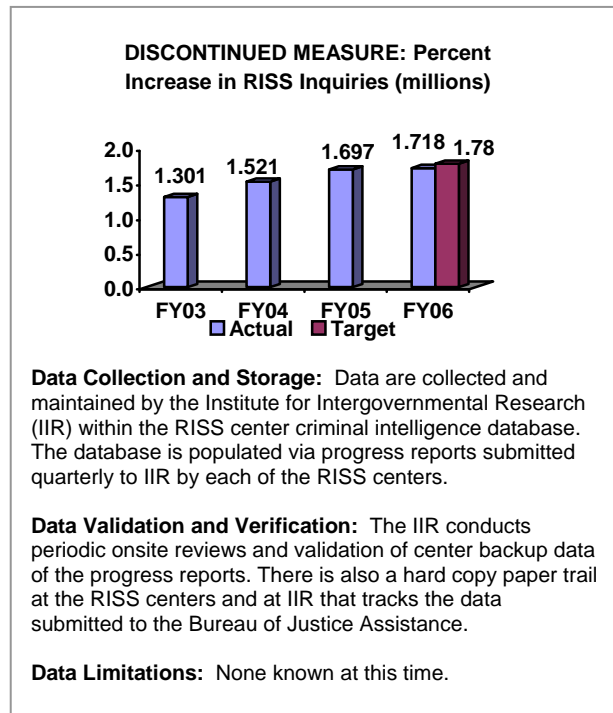
Background/Program Objectives: The Office of Justice Program's Regional Information Sharing Systems (RISS) program is a nationwide communications and information-sharing network that serves more than 7,000 law enforcement member agencies from the 50 states, the District of Columbia, the US territories, Canada, Australia, and the United Kingdom. Member agencies benefit from services that focus on regional criminal activity, coupled with the secure technological capability to exchange information internationally. Traditionally, RISS has provided information-sharing services in the form of criminal intelligence databases and an investigative lead-generating electronic bulletin board, analytical services, investigative support, specialized equipment loans, and technical assistance.

Performance Measure: DISCONTINUED

MEASURE: Percent Increase in RISS Inquiries

FY 2006 Target: 1.78 million inquiries (5% increase over FY 2005 actual)

FY 2006 Actual: 1.2% above the FY 2005 actual (1,717,987 inquiries)



Discussion: The Department has discontinued this measure as of September 30, 2006. The RISS program missed its target of 5%, primarily due to the Western States Information Network (WSIN) converting from the California RISSNET II system to RISSIntel (which had been used by the five other RISS centers). In addition, RISS has been in the process of revising and upgrading the RISSIntel software application. Both the conversion and the application upgrades represent significant progress for RISS, allowing all the centers to operate using the same intelligence database application (RISSIntel). Although the conversion is complete and the application upgrades are underway, some technical issues exist that may affect how the statistics are captured and reported. These issues are being addressed by technical staff at RISS.

FY 2008 Outcome Goal: Percent reduction in DNA backlog

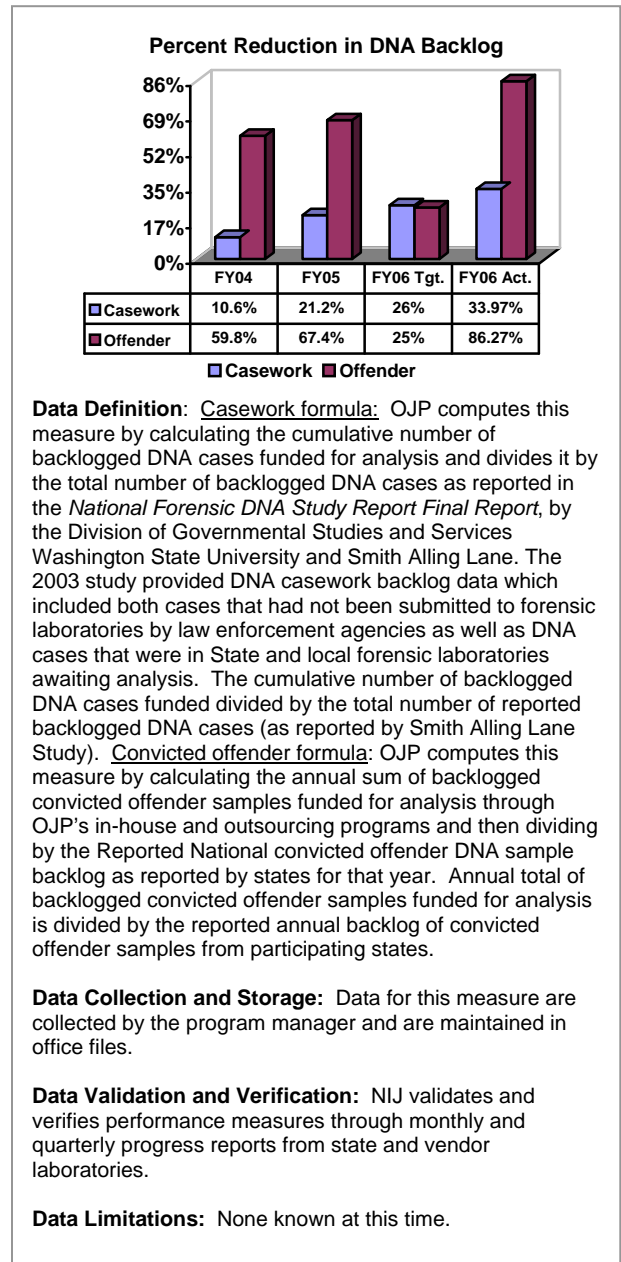
NOTE: This measure was too new to establish a long-term goal in the Strategic Plan; however, it was identified as key measure for the Department and is reported accordingly.

Background/Program Objectives: The DNA Backlog Reduction program exists to reduce the convicted offender DNA backlog of samples (i.e., physical evidence taken from a convicted offender, such as blood or saliva samples) awaiting analysis and entry into the FBI's Combined DNA Index System (CODIS). Reducing the backlog of DNA samples is crucial in supporting a comprehensively successful CODIS, which can solve old crimes and prevent new ones from occurring. Funds are targeted toward the forensic analysis of all samples identified as urgent priority samples (e.g., samples for homicide and rape/sexual assault cases) in the current backlog of convicted offender DNA samples. Due to ongoing legislative changes in qualifying offenses enacted at the State level (i.e., the addition of classes of offenses from which samples can be collected), the total population of samples collected is constantly growing.

Performance Measure: Percent Reduction in DNA Backlog

FY 2006 Target: Casework: 26%
Convicted Offender: 25%
FY 2006 Actual: Casework: 33.97%
Convicted Offender: 86.27%

Discussion: The target of 26% casework; 25% offender was exceeded due to three major factors: 1) increased funding for the convicted offender program allowed NIJ to fund more samples for DNA analysis than previously anticipated in FY 2006; 2) increased demand from States for convicted offender DNA sample analysis funding; and 3) improvements in DNA analysis technology, which has reduced the weighted per case analysis costs for the casework program allowing forensic laboratories to analyze more samples with less money. Issues affecting out-year predictions include, but are not limited to: available funding, the number of states applying for funding, and expansion of State and federal laws to cover additional categories of offenders.



FY 2008 Outcome Goal: Increase the number of participants in the Residential Substance Abuse Treatment (RSAT) Program

NOTE: This measure was too new to establish a long-term goal in the Strategic Plan; however, it was identified as key measure for the Department and is reported accordingly.

Background/Program Objectives: The Residential Substance Abuse Treatment (RSAT) program formula grant funds may be used to implement four types of programs. For all programs, at least 10% of the total State allocation is made available to local correctional and detention facilities (provided such facilities exist) for either residential substance abuse treatment programs or jail-based substance abuse treatment programs as defined below.

The four types of programs are: 1) residential substance abuse treatment programs, which provide individual and group treatment activities for offenders in residential facilities that are operated by State correctional agencies; 2) jail-based substance abuse programs, which provide individual and group treatment activities for offenders in jails and local correctional facilities; 3) post release treatment component, which provides treatment following an individual's release from custody; and 4) an aftercare component, which requires States to give preference to subgrant applicants who will provide aftercare services to program participants. Aftercare services must involve coordination between the correctional treatment program and other human service and rehabilitation programs, such as education and job training, parole supervision, halfway houses, self-help, and peer group programs that may aid in rehabilitation.

Performance Measure: Number of Participants in RSAT

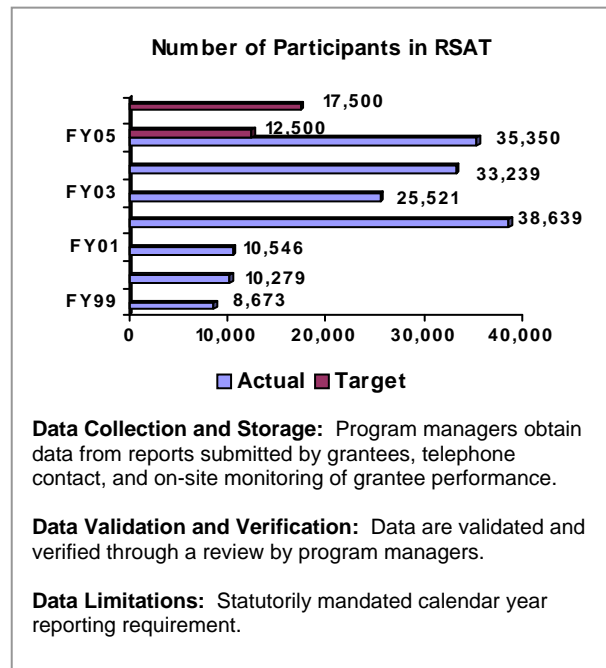
FY 2005 Target: 12,500

FY 2005 Actual: 35,350

FY 2006 Target: 17,500

FY 2006 Actual: FY 2006 data will be available in early 2007.

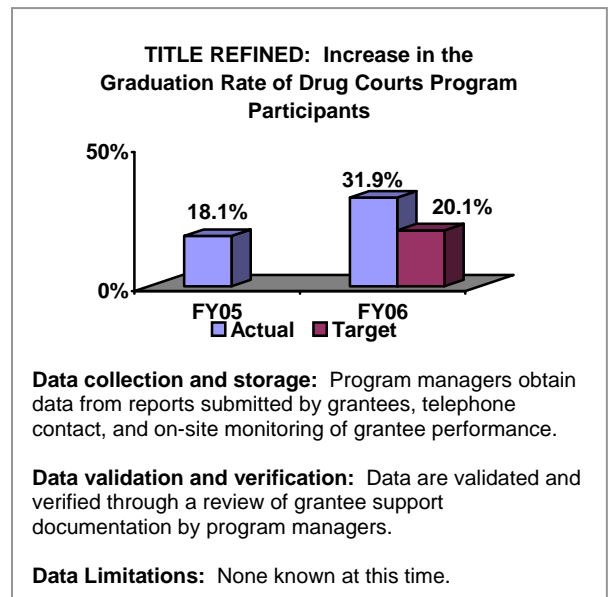
Discussion: The 2005 target was established considering that there were no appropriations for the program in 2004, and the expectation that little, if any, funding would be available in 2005. However, the program was funded in 2005, with an expanded program focus encompassing additional services and broadened eligibility with the criminal justice community. These two factors combined allowed greater outreach and higher than expected results.



FY 2008 Outcome Goal: Percent increase in the graduation rate of program participants in the Drug Courts program

NOTE: This measure was too new to establish a long-term goal in the Strategic Plan; however, it was identified as key measure for the Department and is reported accordingly.

Background/Program Objectives: According to the National Crime Victimization Survey (NCVS) published in 2002, there were 5.3 million violent victimizations of residents age 12 or older. Victims of violence were asked to describe whether they perceived the offender to have been drinking or using drugs. About 29% of the victims of violence reported that the offender was using drugs, or drugs in combination with alcohol. These facts demonstrate that the need for drug treatment services is tremendous. The OJP has a long history of providing drug-related resources to its constituencies in an effort to break the cycle of drugs and violence by reducing the demand, use and trafficking of illegal drugs. The drug court movement began as a community-level response to reduce crime and substance abuse among criminal justice offenders. This approach integrated substance abuse treatment, sanctions, and incentives with case processing to place non-violent drug-involved defendants in judicially supervised rehabilitation programs. The OJP's Drug Court Program was established in 1995 to provide financial and technical assistance to States, State courts, local courts, units of local government and Indian tribal governments to establish drug treatment courts. Since 1989, more than 1,000 jurisdictions have established or are planning to establish a drug court. Currently, every State either has a drug court or is planning a drug court.



Performance Measure: TITLE REFINED: Increase in the Graduation Rate of Drug Courts Program Participants (Formerly Percent Increase in the Graduation Rate of Drug Courts Program Participants)

FY 2006 Target: 20.1% graduation rate (2% increase over FY 2005 established baseline)

FY 2006 Actual: 31.9% graduation rate (318 is the number of graduates over 997 total number of participants in the Drug Court program). This represents a 13.8% increase over 2005 established baseline.

Discussion: The target was exceeded due to additional drug courts becoming operational during this reporting period.