
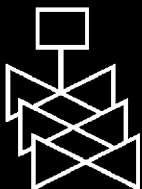



Tornado Climatology of the Contiguous United States



Pacific Northwest National Laboratory



**U.S. Nuclear Regulatory Commission
Office of Nuclear Regulatory Research
Washington, DC 20555-0001**



NUREG/CR-4461, Rev. 2
PNNL-15112, Rev. 1

Tornado Climatology of the Contiguous United States

Manuscript Completed: December 2006

Date Published: February 2007

Prepared by
J.V. Ramsdell, Jr.
J.P. Rishel

Pacific Northwest National Laboratory
P.O. Box 999
Richland, WA 99352

A.J. Buslik, NRC Project Manager

Prepared for
Division of Risk Assessment and Special Projects
Office of Nuclear Regulatory Research
U.S. Nuclear Regulatory Commission
Washington, DC 20555-0001
NRC Job Code N6337



Abstract

Characteristics of tornadoes reported in the contiguous United States from January 1950 through August 2003 have been used to determine tornado strike probabilities and maximum wind speeds for use in nuclear power plant design. Maps have been prepared that show the distribution of tornado events and design wind speeds. Appendices contain the number of tornadoes and estimates of strike probabilities and maximum wind speeds by 1°, 2°, and 4° latitude and longitude boxes.


The methods used in this analysis are identical to those used in the analysis leading to publication of the tornado climatology in NUREG/CR-4461, Rev. 1. The primary difference between the climatology presented here and the climatology in Rev. 1 is that wind speed estimates in this climatology are based on the Enhanced Fujita Scale that correlates wind speeds with damage caused by tornadoes. These wind speeds are significantly lower than the wind speeds in the original Fujita Scale. A second difference is that the wind speeds in the Enhanced Fujita Scale are nominally 3-second average wind speeds, whereas the wind speeds in the original Fujita Scale were nominally the fastest quarter-mile wind speeds. The National Weather Service intends to implement the Enhanced Fujita Scale by February 2007.

The results of this analysis indicate that a maximum wind speed of about 230 mph is appropriate for tornadoes with a best estimate probability of 10^{-7} per year for the central portion of the United States; a maximum wind speed of 200 mph is appropriate for a region of the United States along the east coast, and the western great plains; and a maximum wind speed of 160 mph is appropriate for the western United States. Corresponding wind speeds in NUREG/CR-4461, Rev. 1, were 300 mph, 260 mph, and 200 mph, respectively.

FOREWORD

The Nuclear Regulatory Commission is revising Regulatory Guide 1.76, "Design Basis Tornado for Nuclear Power Plants." (The revision also includes information about tornado missiles and is entitled "Design-basis Tornado and Tornado Missiles for Nuclear Power Plants.") The present report, NUREG/CR-4461, Rev. 2, was written to support this effort, and is based on much more tornado data than the data used in support of the original version of Regulatory Guide 1.76, which was published in 1974. The present report uses data on tornadoes which were reported in the contiguous United States from January 1950 through August 2003, 50.67 years of data. Moreover, the methodology was changed by including a term to account for the finite dimensions of structures, and by accounting for the variation of wind speeds along and across the tornado footprint. In these respects, the present report is similar to Revision 1 of this report, published in April 2005. The major difference between the present report and NUREG/CR-4461, Rev. 1, is that wind speed estimates in the present report are based on the Enhanced Fujita Scale that correlates wind speeds with damage caused by tornadoes, while the wind speed estimates in NUREG/CR-4461, Rev. 1, were based on the original Fujita Scale. The Enhanced Fujita Scale was approved for use in February 2006, and it is scheduled for implementation in February 2007. The wind speed estimates based on the Enhanced Fujita Scale are considerably lower than those based on the Fujita scale.

One of the defining characteristics of the design-basis tornado is that its frequency of exceedance is 1×10^{-7} per year. The contiguous United States is divided into three regions. Using the results of the present report, the maximum wind speed of the design-basis tornado in Region I is 230 mph, in Region II is 200 mph, and in Region III is 160 mph. The original version of Regulatory Guide 1.76 also used three regions, but these regions did not coincide with the regions now used. The region of the original version of this guide with the highest design-basis tornado wind speed had a design-basis wind speed of 360 mph. This is to be contrasted with the current highest design-basis tornado wind speed of 230 mph.



Brian W. Sheron, Director
Office of Nuclear Regulatory Research
U.S. Nuclear Regulatory Commission

Contents

Abstract	iii
Foreword	v
Executive Summary	xi
Acronyms, Abbreviations, and Symbols	xiii
1.0 Introduction	1-1
2.0 Tornado Data	2-1
2.1 Tornado Intensities	2-2
2.2 United States Tornado Characteristics	2-3
2.3 Regional Tornado Characteristics	2-11
3.0 Adjustments to the Tornado Data	3-1
3.1 Unreported Tornadoes	3-1
3.2 Variation of Wind Speed Within the Impact Area	3-3
4.0 Tornado Model	4-1
4.1 Point Structures	4-1
4.2 Large Structures	4-3
4.3 Total Strike Probability and Design Wind Speed	4-4
5.0 Analytical Results	5-1
5.1 Contiguous United States and Regions	5-1
5.2 Subregional Results	5-5
6.0 Comparison of Results	6-1
7.0 Uncertainty	7-1
7.1 Tornado Footprint Model	7-1
7.2 Length, Width, and Area	7-1
7.3 F Scale	7-3
7.4 Association of Wind Speeds with F Scales	7-4
7.5 Natural Variation in Tornado Dimensions	7-5
8.0 Recommendations	8-1
9.0 References	9-1
Appendix A – Results for 2° Boxes	A-1
Appendix B – Results for 4° Boxes	B-1
Appendix C – Results for 1° Boxes	C-1

Figures

2-1	Distribution of Tornado Events in the Contiguous United States by 1° Latitude and Longitude Boxes (1950 through August 2003)	2-8
2-2	Distribution of Tornado Events with Intensities of F2 or Greater in the Contiguous United States by 1° Latitude and Longitude Boxes (1950 through August 2003)	2-9
2-3	Distribution of Tornado Events with Intensities of F4 or Greater in the Contiguous United States by 1° Latitude and Longitude Boxes (1950 through August 2003)	2-10
3-1	Annual Number of Reported Tornadoes (1950 through August 2003)	3-1
3-2	Number of F0 Tornadoes and Total Number of F1 through F5 Tornadoes by Year Since 1950	3-2
3-3	Wind Speed Probability With and Without Correction for Unreported F0 Tornadoes	3-3
5-1	Comparison of Conditional Wind Speed Probabilities Calculated for the Contiguous United States and for the Western, Central, and Eastern Regions	5-2
5-2	Comparison of Wind Speed Probabilities for Point Structures in the Western, Central, and Eastern Regions	5-3
5-3	Comparison of Wind Speed Probabilities Associated with the Life-Line Term for Large Structures in the Western, Central, and Eastern Regions	5-3
5-4	Maximum Wind Speed Probability for a 200-ft Structure in the Western United States Showing the 90 Percent Confidence Interval	5-4
5-5	Maximum Wind Speed Probability for a 200-ft Structure in the Central United States Showing the 90 Percent Confidence Interval	5-4
5-6	Maximum Wind Speed Probability for a 200-ft Structure in the Eastern United States Showing the 90 Percent Confidence Interval	5-5
5-7	Number of Tornado Events in the United States From 1950 through August 2003 by 2° Boxes	5-6
5-8	Expected Maximum Tornado Wind Speeds with a 10^{-5} yr ⁻¹ Probability of Occurrence by 2° Boxes	5-7
5-9	Upper Limit (95 Percent) on the Expected Maximum Tornado Wind Speeds with a 10^{-5} yr ⁻¹ Probability of Occurrence by 2° Boxes	5-7
5-10	Expected Maximum Tornado Wind Speeds with a 10^{-6} yr ⁻¹ Probability of Occurrence by 2° Boxes	5-8
5-11	Upper Limit (95 Percent) on the Expected Maximum Tornado Wind Speeds with a 10^{-6} yr ⁻¹ Probability of Occurrence by 2° Boxes	5-8
5-12	Expected Maximum Tornado Wind Speeds with a 10^{-7} yr ⁻¹ Probability of Occurrence by 2° Boxes	5-9
5-13	Upper Limit (95 Percent) on the Expected Maximum Tornado Wind Speeds with a 10^{-7} yr ⁻¹ Probability of Occurrence by 2° Boxes	5-9
5-14	Number of Tornado Events in the United States From 1950 through August 2003 by 4° Boxes	5-10

5-15	Expected Maximum Tornado Wind Speeds with a 10^{-5} yr ⁻¹ Probability of Occurrence by 4° Boxes.	5-11
5-16	Upper Limit (95 Percent) on the Expected Maximum Tornado Wind Speeds with a 10^{-5} yr ⁻¹ Probability of Occurrence by 4° Boxes.	5-11
5-17	Expected Maximum Tornado Wind Speeds with a 10^{-6} yr ⁻¹ Probability of Occurrence by 4° Boxes.	5-12
5-18	Upper Limit (95 Percent) on the Expected Maximum Tornado Wind Speeds with a 10^{-6} yr ⁻¹ Probability of Occurrence by 4° Boxes.	5-12
5-19	Expected Maximum Tornado Wind Speeds with a 10^{-7} yr ⁻¹ Probability of Occurrence by 4° Boxes.	5-13
5-20	Upper Limit (95 Percent) on the Expected Maximum Tornado Wind Speeds with a 10^{-7} yr ⁻¹ Probability of Occurrence by 4° Boxes.	5-13
6-1	Comparison of 10^{-7} yr ⁻¹ Probability Level Wind Speeds Estimated for United States Nuclear Power Plant Sites.	6-4
6-2	Comparison of 10^{-7} yr ⁻¹ Probability Level Wind Speeds Estimated for Representative Cities in United States.	6-6
7-1	Comparison Tornado Maximum Wind Speed Probability Estimates Resulting from Use of Five Relationships Between F Scale and Wind Speed.	7-5
8-1	Recommended Tornado Design Wind Speeds for the 10^{-5} yr ⁻¹ Probability Level.	8-1
8-2	Recommended Tornado Design Wind Speeds for the 10^{-6} yr ⁻¹ Probability Level.	8-2
8-3	Recommended Tornado Design Wind Speeds for the 10^{-7} yr ⁻¹ Probability Level.	8-2

Tables

2-1	Fujita Tornado F Scale Intensity Wind Speed Relationships	2-2
2-2	Tornado Segment Statistics for the Contiguous United States	2-6
2-3	Distribution of Tornado Segment Lengths in the Contiguous United States	2-6
2-4	Distribution of Tornado Segment Widths in the Contiguous United States	2-7
2-5	Distribution of Tornado Segment Areas in the Contiguous United States	2-7
2-6	Tornado Segment Statistics for the Western United States	2-11
2-7	Distribution of Tornado Segment Lengths in the Western United States	2-12
2-8	Distribution of Tornado Segment Widths in the Western United States	2-12
2-9	Distribution of Tornado Segment Areas in the Western United States	2-12
2-10	Tornado Segment Statistics for the Central United States	2-13
2-11	Distribution of Tornado Segment Lengths in the Central United States	2-14
2-12	Distribution of Tornado Segment Widths in the Central United States	2-14
2-13	Distribution of Tornado Segment Areas in the Central United States	2-14
2-14	Tornado Segment Statistics for the Eastern United States	2-15
2-15	Distribution of Tornado Segment Lengths in the Eastern United States	2-16
2-16	Distribution of Tornado Segment Widths in the Eastern United States	2-16
2-17	Distribution of Tornado Segment Areas in the Eastern United States	2-16
3-1	Tornado Area Intensity Distribution for the Point Structure Design Wind Speed Estimates	3-4
3-2	Area Impacted by Tornadoes in the Contiguous United States	3-5
3-3	Tornado Length Intensity Distribution for the Finite-Structure Design Wind Speed Estimates	3-6
5-1	Calculated Tornado Model Parameters	5-1
6-1	Tornado Wind Speed Estimates for United States Nuclear Power Plant Sites	6-2
6-2	Tornado Wind Speed Estimates for Representative Cities in the United States	6-5
7-1	Changes in Tornado Impact Statistics Associated with Compensation for Potential Classification Errors	7-3
7-2	Tornado F Scale Intensity Wind Speed Relationships	7-4
8-1	Recommended Tornado Design Wind Speeds	8-3

Executive Summary

A revised tornado climatology for the contiguous United States (NUREG/CR-4461, Rev. 1) published in April 2005 summarized tornado information reported for the contiguous United States based on information for more than 46,800 tornado segments occurring from January 1, 1950, through August 2003. More than 39,600 of these segments had sufficient information on location, intensity, length, and width to be used in the analysis presented in the report.

Subsequently, the National Weather Service announced that in February 2007 it intends to switch from using the Fujita Scale, which relates damage caused by tornadoes to tornado wind speeds, to using the Enhanced Fujita Scale. Included in this switch are 1) changing the averaging interval for wind speed estimates from the fastest quarter-mile wind speed to a maximum 3-second average wind speed, 2) changing the minimum tornado wind speed from 40 mph to 65 mph, and 3) changing the wind speed intervals associated with each F Scale class.

This report examines the implications of switching from the Fujita Scale to the Enhanced Fujita Scale on design wind speed estimates for tornadoes. The first two of the changes tend to increase design wind speeds; however, the increases in wind speeds associated with these changes are small compared with the decreases in wind speed associated with the changes in wind speed intervals. The net effect of the changes is a reduction of design wind speed of 50 to 70 mph in large portions of the United States.

Specifically, Chapter 5 of this report has been revised to show 10^{-5} , 10^{-6} , and 10^{-7} yr⁻¹ probability design wind speeds for the contiguous United States estimated using the January 1950 through August 2003 database and the Enhanced Fujita Scale. Chapter 6 has been revised to show the potential changes in design wind speed for nuclear power plant sites and for various cities throughout the country.

Characteristics of tornadoes that are not related to wind speed are not affected by switching to the Enhanced Fujita Scale. Consequently, the characteristics summarized in Chapter 2 of this report are not changed from the previous report. The summary for the contiguous United States is followed by separate summaries for western, central, and eastern regions of the United States. Each summary includes the number of events, and the median, average, and expected values for length, width, and area. In addition, the summaries include the lower and upper limits for the 90 percent confidence intervals for the expected values. Lognormal distributions were assumed for tornado event lengths, widths, and areas in calculation of the expected values and the confidence intervals for the expected values.

Chapter 3 of the report evaluates two potential adjustments to the data. The average number of tornadoes reported each year has been increasing since at least 1950. The NCDC data confirm this trend but indicate that the increase is limited to the least intense tornadoes. Evaluation of the consequences of unreported tornadoes in Chapter 3 suggests that the unreported tornadoes may be neglected without a significant effect on estimates of strike probabilities or maximum wind speeds. As a result, no attempt is made to account for unreported tornadoes. Variation of the maximum wind speed along and across the tornado footprint is discussed, and the method used to account for this variation is described. Small numerical changes have

been made in the factors used to account for the variation of wind speed across the tornado footprint that are related to switching to the Enhanced Fujita Scale, but the method of accounting for the variation of wind speed along and across the footprint is otherwise unchanged.

Chapter 4 describes the methods of estimating the tornado strike probabilities and the conditional probability that the maximum wind speed will exceed a specified value assuming that a tornado strike occurs. Methods are described for point structures and for finite-sized structures. The methods used for point and finite structures are the same as in the analysis NUREG/CR-4461, Rev. 1.

Maximum wind speed estimates are presented in Chapter 5 and in Appendices A, B, and C. The distribution of maximum wind speed estimates are presented for large regions and by 1°, 2°, and 4° latitude and longitude boxes. The wind speed patterns shown in the figures in Chapter 5 are similar to the patterns presented in the initial version of NUREG/CR-4461, but the wind speeds are generally significantly lower.

Chapter 6 presents a comparison of tornado wind speeds estimated assuming the Enhanced Fujita Scale with those estimated assuming the original Fujita Scale. Two sets of comparisons are presented. The first is for United States nuclear power plant sites, and the other is for representative cities throughout the United States.

Chapter 7 discusses sources of uncertainty in the analysis. The first part of the chapter considers the uncertainty associated with the model used to characterize tornado footprints. Next, the chapter discusses uncertainty in the estimation of tornado characteristics. The length, width, and intensity of a tornado are estimated subjectively from damage caused by the tornado and are all subject to error. Two methods for adjustment of data to account for potential errors in classification of tornado intensity are discussed. They are shown to alter some of the basic tornado statistics, such as total area impacted by and total length of tornadoes, and are therefore rejected for this study. Four relationships between damage classification and maximum wind are discussed. Finally, the uncertainty associated with the statistical variation in tornado dimensions and intensity is discussed. The source of uncertainty is also dealt with in Chapter 2 and is considered in assigning confidence intervals to strike probabilities and maximum wind speeds.

Finally, Chapter 8 provides recommendations on design criteria for tornadoes should the NRC staff choose to implement the Enhanced Fujita Scale. These recommendations are based on the maximum wind speeds for the 2° boxes, but also consider the number of tornadoes and population density. For the 10^{-7} yr⁻¹ probability level, a design wind speed of 230 mph is recommended for a large region in the central United States; a design wind speed of 200 mph is recommended for the western portion of the Great Plains and for the east coast; and a design wind speed of 160 mph is recommended for the western United States. The corresponding wind speeds recommended in NUREG/CR-4461, Rev. 1, based on the original Fujita Scale were 300 mph, 260 mph, and 200 mph, respectively.

Acronyms, Abbreviations, and Symbols

a_l	scale parameter for the Weibull distribution function for the conditional life-line strike probability
a_p	scale parameter for the Weibull distribution function for the conditional point strike probability
A_r	area of a region of interest, e.g., the contiguous United States, or the area of a 2° latitude and longitude box
A_t	total area impacted by tornadoes within a region of interest in N years
$A_{u \geq u_0}$	tornado impact area with wind speed, u , greater than some threshold speed, u_0
AEC	U.S. Atomic Energy Commission
b_l	shape parameter for the Weibull distribution function for the conditional life-line strike probability
b_p	shape parameter for the Weibull distribution function for the conditional point strike probability
EF	Enhanced Fujita Scale relating tornado damage and estimated maximum wind speed
$E(x)$	expected value of a variable x
$\text{Exp}(x)$	exponential of x , i.e., e^x
F	Fujita Scale relating tornado damage and estimated maximum wind speed
$f(x)$	probability density function for a variable x
ft	feet
$L_{u \geq u_0}$	total tornado path length in a region of interest with wind speed, u , greater than some threshold speed, u_0
L_t	total tornado path length in a region of interest regardless of wind speed

Lat.	latitude
Long.	longitude
LLNL	Lawrence Livermore National Laboratory
mi	miles
mph	miles per hour
N	number of years of tornado record used to determine A_i
NCDC	National Climatic Data Center
P_i	finite-structure strike probability for a tornado, regardless of wind speed
$P_i(u \geq u_o)$	finite-structure strike probability for a tornado with a wind speed, u , greater than some threshold speed, u_o
$P_i(u \geq u_o s)$	conditional finite-structure strike probability for a tornado with a wind speed, u , greater than some threshold speed, u_o , assuming that a strike occurs
P_p	point-structure strike probability for a tornado, regardless of wind speed
$P_p(u \geq u_o)$	point-structure strike probability for a tornado with a wind speed, u , greater than some threshold speed, u_o
$P_p(u \geq u_o s)$	conditional point-structure strike probability for a tornado with a wind speed, u , greater than some threshold speed, u_o , assuming that a strike occurs
TorBoxes	computer program used for regional tornado analyses
TorStrk	computer program used for site-specific tornado analyses
u_o	threshold wind speed or wind speed of interest
$V[w]$	variance of a variable w
w_s	characteristic horizontal dimension of a finite structure, assumed to be 200 ft for this analysis
yr	year

1.0 Introduction

Among the missions of the U.S. Nuclear Regulatory Commission (NRC) is the protection of public health and safety and the environment from the effects of radiation from nuclear reactors, materials, and waste facilities. In performing this mission, the NRC evaluates the consequences of events external to nuclear facilities that may lead to release of radioactive materials to the environment. Tornadoes are among the external events of interest.

Current NRC guidance on tornado characteristics for consideration in the design of nuclear power plants is found in Regulatory Guide 1.76 (AEC 1974). This guidance is based on a summary of information from a variety of sources called WASH-1300 (Markee et al. 1974). In the initial version of NUREG/CR-4461, Ramsdell and Andrews (1986) summarized data on tornadoes that occurred from January 1954 through December 1983 and were listed in a tornado database maintained by the National Severe Storms Forecast Center.

Revision 1 of NUREG/CR-4461 updates the 1986 report using tornado data collected from January 1, 1950, through August 2003. It contains statistics on tornado dimensions and wind speeds by region of the country, and estimates of strike probabilities and design wind speeds by boxes with sides of 1°, 2°, and 4° of latitude and longitude. Following completion of NUREG/CR-4461, Rev. 1, the NRC staff prepared a draft Regulatory Guide (DG-1143) to update Regulatory Guide 1.76 to reflect more recent tornado data and published it for comment on February 2, 2006. At about the same time, the National Weather Service decided to use the Enhanced Fujita Scale relating tornado damage to maximum wind speed beginning February 1, 2007. Significant public comment on DG-1143 suggested that the update to RG-1.76 be based on the Enhanced Fujita Scale rather than the original Fujita Scale (TTU 2006; NOAA 2006).

This report examines the effects on tornado characteristics of changing from the original Fujita Scale to the Enhanced Fujita Scale. Those characteristics that are not an explicit function of wind speed, such as the number of events, distribution within the United States, footprint length and width, and strike probability, are not affected by switching to the Enhanced Fujita Scale. On the other hand, those characteristics that are directly related to wind speed, such as the probability of exceeding a given wind speed at a point should the point be struck by a tornado, are significantly impacted by the switch. The report does not examine other implications of the switch that could result from reduction of tornado design wind speeds, such as the possible increase in importance of winds associated with hurricanes.

The characteristics of tornadoes in the contiguous United States are presented in Chapter 2, along with the particular characteristics of the western, central, and eastern regions. Chapters 3 and 4 discuss methodological issues: Chapter 3 focuses on possible adjustments to the available data, and Chapter 4

describes methods used here for estimating strike probabilities and maximum wind speeds for point structures and structures of finite dimensions. Chapter 5 gives results of the analysis, and Chapter 6 compares maximum wind speeds estimated using the Enhanced Fujita Scale with estimates made using the original Fujita Scale. Chapter 7 discusses uncertainty in the data and the analysis. Finally, Chapter 8 suggests structural design criteria by region, considering the numbers of tornadoes, maximum wind speed estimates, and population densities, should the NRC staff choose to implement the Enhanced Fujita Scale.

2.0 Tornado Data

The tornado database used to prepare the initial version of NUREG/CR-4461 was maintained by the National Severe Storms Forecast Center in Kansas City, Missouri, which is operated by the National Weather Service. Since then, the responsibility for maintaining the list of tornadoes has been transferred to the National Climatic Data Center (NCDC) in Asheville, North Carolina. The statistics for tornadoes striking the contiguous United States are now included in the storm events data base maintained by the NCDC.

In February 2004, a copy of the database was obtained from NCDC for use in updating NUREG/CR-4461. The database, which covers the period from January 1, 1950, through August 31, 2003, contains entries for 46,864 tornado segments. A tornado segment is a portion or all of a tornado. Prior to 1996, tornadoes were divided into segments when they entered or left a county in which there was an injury or fatality, or when they crossed a state boundary. Since 1996, tornadoes are now divided into segments when they cross a state or county line, when there are skips not exceeding 2 miles or 4 minutes travel, and when they have a sharp change in direction. Only about 10 percent of the tornadoes have more than one segment. Division of tornadoes into segments does not have a significant effect on the results of the analysis that follows.

Among the statistics included in the database for tornadoes are date, time, location, length, width, and maximum intensity (wind speed). Of these statistics, the most useful are the location, length, width, and maximum intensity. If these four elements are present, data for the event can be used in all aspects of the analysis. If the location and intensity are listed, the tornado will not be used in estimating tornado dimensions, but it will be counted and used in estimating strike probabilities.

The area of the tornado footprint used in the analysis is the product of the path width and length. The widths reported for tornado segments prior to 1994 were the mean path width. These widths are the appropriate widths for use in estimating the footprint area. Since 1994, the maximum path width has been reported. This change in definition of the width results in overestimates of the footprint area for the more recent tornadoes. No corrections have been applied to the widths reported since 1994 to account for the change in definition. As a result, widths of recent tornadoes provide a conservative bias to the estimates of strike probability in this analysis.

The data contained in the database are made available by the NCDC without warrantee, i.e., the information compiled in the database comes from several of sources with varying levels of reliability and much of the information about the tornadoes is based on subjective judgement. In the course of working with the data for this report, several inconsistencies (fewer than 20) were noted. For example, in several instances the reported lengths of tornado segments were inconsistent with the reported positions of the beginning and end points of the tornado segments. Elsewhere, the latitude and longitude of tornado segments were not consistent with the reported county and state. In these instances, the latitude and longitude of the starting point of the tornado were generally assumed be correct, unless they were unreasonable, e.g., in the middle of the Pacific Ocean. When the length of a tornado segment was

inconsistent with distance between the beginning and end points of the segment, the latitude and longitude of the beginning point, and the length were assumed to be correct. Overall, the database is in reasonably good condition and acceptable for use in this climatology.

2.1 Tornado Intensities

Most of the statistics in the database related to tornadoes are self-explanatory. The exception is the tornado intensity. The tornado database does not include estimates of the maximum wind speeds in tornadoes. However, it does include an estimate of tornado intensity in the form of an intensity scale that is based on the damage caused by the tornado. The most common tornado intensity scale developed by Fujita (1971, 1978) classifies tornado intensity in six F Scale classes, F0 to F5. Wind speeds are rarely measured by meteorological instruments. Instead, they are estimated from damage associated with the tornado. The range of wind speeds assigned to classes by Fujita is listed in Table 2-1. This range been extended from F5 through F12, which has the speed of sound as its upper limit (NCDC 2004). However, no tornado has been assigned an intensity of F6 or greater, and, because of the imprecision in estimating F-scale and wind speeds in tornadoes, there is some question whether an F6 or greater tornado would be identified if it did occur. According to NCDC (2004), the strongest tornadoes are in the F5 range.

Table 2-1. Fujita Tornado F Scale Intensity Wind Speed Relationships

Intensity	Description	Original Fujita Scale (Fastest quarter mile, mph)	Fujita Scale (3-s gust, mph)	Operational Enhanced Fujita Scale (3-s gust, mph)
F0	Light damage	40 to 72	45 to 78	65 to 85
F1	Moderate damage	73 to 112	79 to 117	86 to 110
F2	Considerable damage	113 to 157	118 to 161	111 to 135
F3	Severe damage	158 to 206	162 to 209	136 to 165
F4	Devastating damage	207 to 260	210 to 261	166 to 200
F5	Incredible damage	261 to 318	262 to 317	>200

It should be noted that the maximum wind speed associated with a tornado occurs for only a small fraction of the footprint and at any location for only a short period of time. Depending on the translational velocity of the tornado, a location might experience wind speeds near the maximum for 5 to 10 seconds.

The problems of tornado intensity from damage are well known. It is a subjective process. For example, damage estimates are limited by the nature of the area where the tornado strikes. If there is nothing to damage, there is no way to assign an F Scale. Similarly, where there are structures, the damage will depend on the nature of the construction.

In 2001, Texas Tech University Wind Science and Engineering Research Center organized a forum of scientists and engineers to consider alternatives to the Fujita Scale (TTU 2006). The Enhanced Fujita

Scale shown in Table 2-1 is the result of the forum's work. To determine the Enhanced Fujita Scale, 28 damage indicators with several degrees of damage for each indicator are used to estimate the wind speed impacting structures in the path of the tornado. The damage indicators are related to types of structure, while the degree of damage describes the type of damage observed. The Enhanced Fujita Scale is based on the highest wind speed estimated in the tornado path.

Tornado wind speeds are estimated, not measured. They are related to averaging periods corresponding to relevant wind data collected by the National Weather Service. The Fujita Scale winds are approximately fastest quarter-mile wind speeds. Presently, peak winds recorded by National Wind Service instruments are about 3-second averages. Thus, the Enhanced Fujita wind speeds are nominally 3-second averages. For fastest quarter-mile wind speeds less than 300 mph, the maximum 3-second gust will be higher than the fastest quarter-mile wind speed. Table 2-1 shows the equivalent 3-second gust wind speeds for the original Fujita Scale.

One of the constraints in development of the Enhanced Fujita Scale was to preserve the utility of the existing tornado database. As a result, there is a very high correlation between speeds associated with the Enhanced Fujita Scale and those of the original Fujita Scale. Several members of the forum used original Fujita Scale criteria to assign Fujita Scale categories to the degrees of damage of the Enhanced Fujita Scale. Linear regression of the wind speeds estimated by the two scales gave

$$S_{EF} = 0.6246 \cdot S_F + 36.393 \quad (2-1)$$

where S_{EF} is the wind speed for the Enhanced Fujita Scale and S_F is the wind speed (mph) for the original Fujita Scale adjusted to a 3-second average (TTU 2006).

The National Weather Service has announced its intention to adopt and implement the Enhanced Fujita Scale by February 2007 (NOAA 2006). Chapters 5, 6, and 8 of this report have been updated from the corresponding chapters in NUREG/CR-4461, Rev. 1, to reflect the change to the wind speeds associated with the Enhanced Fujita Scale. In general, the change results in decreases in tornado wind speeds ranging from about 30 mph in the western United States to about 70 mph in the central United States. Note that the damage classification is still based on criteria associated with the original Fujita Scale.

2.2 United States Tornado Characteristics

The initial step in estimation of tornado strike probabilities and characteristics for use in design of structures is the characterization of the reported tornadoes. Tornado dimensions tend to increase with tornado intensity, and weak tornadoes are more common than strong tornadoes. As a result, the distributions of tornado dimensions are skewed. The modes (most frequent) and medians (50th percentile values) of the distributions are smaller than the means (averages). Mean tornado characteristics are important because they are used in estimating the probability of a tornado strike, and, along with the tornado intensities, they are used to estimate design wind speeds.

Using simple arithmetic averages to estimate mean tornado characteristics from tornado tracks tends to result in underestimates of the true values because of the skewed nature of the distributions. This bias decreases as the number of tornadoes considered increases.

Underestimation of tornado dimensions leads to underestimation of tornado strike probabilities and other design characteristics. Consequently, another statistic is frequently used to estimate mean characteristics: the expected value of the distribution. The expected value is essentially a weighted average rather than an arithmetic average. The expected value of a random variable x (any tornado dimension) is defined as

$$E(x) = \int_{-\infty}^{\infty} xf(x)dx \quad (2-2)$$

where $f(x)$ is the probability density function for x . For skewed distributions, the expected value is a better estimate of the true mean than an arithmetic average if the form of the distribution is known because information about the distribution is used in calculating the expected value. That is, the expected value converges to the true mean faster than the arithmetic average.

Following a suggestion by Thom (1963), the lognormal probability density function has been assumed to represent tornado characteristics (Markee et al. 1974; AEC 1974; Schreck and Sandusky 1982; Ramsdell and Andrews 1986). The data in the current tornado database suggest that this assumption is reasonable. Thus, the lognormal assumption is used for the analyses that follow.

Johnson et al. (1994) contains a detailed description of the properties of the lognormal distribution. To determine tornado characteristics, the reported values are transformed by taking logarithms of the values. Then, the mean and variance of the transformed values are computed using the usual statistical method. Finally, the desired statistics are calculated by reversing the transformation.

Given the average, u , of the transformed values and the variance, v , the following statistics of the distribution can be estimated directly:

$$\text{Expected value} = \text{Exp}(u + v/2) \quad (2-3)$$

$$\text{Mode} = \text{Exp}(u - bv) \quad (2-4)$$

$$\text{Median} = \text{Exp}(u) \quad (2-5)$$

$$\text{Lower limit (5\%)} = \text{Exp}(u - 1.645 v^{1/2}) \quad (2-6)$$

$$\text{Upper limit (95\%)} = \text{Exp}(u + 1.645 v^{1/2}) \quad (2-7)$$

In addition, treating $(u + v/2)$ as a random variable, w , the variance of w , $V[w]$ is approximately

$$V[w] \approx v/n + \frac{v^2}{2(n-1)} \quad (2-8)$$

where n is the number of tornado events used to estimate u and v . For sufficiently large n , perhaps as small as 20, the 90 percent confidence interval for the expected value is approximately

$$\exp\{w - 1.645(V[w])^{1/2}\} < E[w] < \exp\{w + 1.645(V[w])^{1/2}\} \quad (2-9)$$

Equations (2-2) through (2-9) provide the bases for estimation of strike probabilities and the 5th and 95th percentile limits on the 90 percent confidence interval for the expected values.

Table 2-2 lists the characteristics of tornado segments in the contiguous United States, derived from the NCDC tornado data. The table shows that the 90 percent confidence interval in the expected values increases as the intensity increases. This increase is associated with the decrease in the number of segments as the intensity increases. Tables 2-3 through 2-5 list the distributions of tornado dimensions for all tornadoes and for tornadoes by reported tornado intensity.

The geographical distribution of tornado events in the United States between the beginning of 1950 and the end of August 2003 is shown in Figure 2-1. A tornado event is defined as a tornado occurrence within a defined area. A tornado segment in the NCDC database may be counted as an event in more than one area. However, for the boxes shown in Figure 2-1, fewer than 5 percent of the tornadoes contribute to events in more than one box. For larger boxes, this percentage decreases. For the 2° and 4° boxes that form the basis for the analysis in Chapter 5, the percentages of segments contributing to events in more than one box decrease to about 2.3 percent and 1.1 percent, respectively.

Each number in Figure 2-1 represents the number of tornado events occurring in a box that covers 1° of latitude by 1° of longitude. The latitude and longitude labels shown in the figure represent the latitude and longitude of the southeast corners of the boxes. The area covered by each box is a function of latitude. Along the southern border of the country, the area is approximately 4,000 mi²; in the middle of the country, it is about 3,600 mi²; and along the northern border, it is about 3,200 mi². Figures 2-2 and 2-3 show the geographical distributions of more intense tornadoes, with Figure 2-3 showing only the most intense tornadoes, i.e., those having F Scales of F4 and F5.

Table 2-2. Tornado Segment Statistics for the Contiguous United States

	Tornado Intensity					
	F0	F1	F2	F3	F4	F5
Total Number of Segments	17554	16076	9145	2903	1005	130
Number of Segments With Length	14876	13437	7680	2678	956	120
Median (mi)	0.359	1.244	3.091	6.472	9.360	11.697
Average (mi)	1.140	3.376	6.633	10.495	13.442	14.945
5th Percentile (mi) ^(a)	0.830	3.489	7.791	11.728	13.563	13.726
Expected Value (mi) ^(b)	0.851	3.594	8.080	12.281	14.387	15.632
95th Percentile (mi) ^(a)	0.872	3.703	8.380	12.860	15.261	17.802
Number of Segments With Width	17448	16064	9145	2903	1005	130
Median (ft)	80.6	147.2	241.4	471.9	763.9	958.5
Average (ft)	119.9	241.3	442.4	872.6	1426.8	1581.0
5th Percentile (ft) ^(a)	112.5	218.8	404.5	879.0	1513.2	1617.0
Expected Value (ft) ^(b)	113.8	221.8	413.5	920.0	1648.5	2047.8
95th Percentile (ft) ^(a)	115.2	225.0	422.8	962.9	1795.9	2593.4
Number of Segments With Areas	14823	13425	7680	2678	956	120
Median (mi ²)	0.0053	0.0371	0.1632	0.6433	1.4078	2.4248
Average (mi ²)	0.0458	0.2220	0.7366	2.1059	3.7797	4.6410
5th Percentile (mi ²) ^(a)	0.0292	0.2777	1.0458	2.8676	4.4162	4.5452
Expected Value (mi ²) ^(b)	0.0304	0.2921	1.1137	3.1408	5.0186	6.0152
95th Percentile (mi ²) ^(a)	0.0317	0.3072	1.1860	3.4402	5.7032	7.9605

(a) Estimated limit on expected value, assuming a lognormal distribution for tornado parameters.

(b) Assuming a lognormal distribution for tornado parameters.

Table 2-3. Distribution of Tornado Segment Lengths in the Contiguous United States

Length (mi)	Tornado Intensity						
	All	F0	F1	F2	F3	F4	F5
>0.0	39747	14876	13437	7680	2678	956	120
>0.1	33206	9743	12282	7453	2652	956	120
>0.2	29602	7385	11254	7246	2643	954	120
>0.5	23265	4270	8774	6585	2568	948	120
>1.0	18264	2535	6508	5731	2439	932	119
>2.0	14058	1573	4577	4692	2226	875	115
>5.0	8779	627	2494	3080	1739	735	104
>10.0	4453	245	1026	1582	1038	489	73
>20.0	1343	63	254	475	327	190	34
>50.0	130	9	33	45	24	18	1
>100.0	10	1	3	3	2	1	0

Table 2-4. Distribution of Tornado Segment Widths in the Contiguous United States

Width (ft)	Tornado Intensity						
	All	F0	F1	F2	F3	F4	F5
>0.0	46695	17448	16064	9145	2903	1005	130
>10.0	46302	17158	15976	9131	2902	1005	130
>20.0	46123	16983	15972	9131	2902	1005	130
>50.0	41311	13279	15050	8969	2879	1004	130
>100.0	22509	4964	8340	5922	2334	844	105
>200.0	14832	1831	5136	4769	2174	817	105
>500.0	6669	407	1653	2330	1495	687	97
>1,000.0	3101	125	588	999	846	449	94
>2,000.0	1153	32	145	325	342	277	32
>5,000.0	138	3	12	36	41	43	3
>10,000.0	0	0	0	0	0	0	0

Table 2-5. Distribution of Tornado Segment Areas in the Contiguous United States

Area (mi²)	Tornado Intensity						
	All	F0	F1	F2	F3	F4	F5
>0.00	39682	14823	13425	7680	2678	956	120
>0.01	25424	4989	9806	6940	2616	953	120
>0.02	21931	3512	8264	6520	2566	949	120
>0.05	17646	2090	6253	5793	2461	930	119
>0.10	13955	1215	4475	4932	2319	895	119
>0.20	10409	650	2921	3813	2068	844	113
>0.50	6229	217	1325	2266	1601	719	101
>1.00	3911	85	634	1338	1176	586	92
>2.00	2208	40	263	657	731	437	80
>5.00	789	8	50	203	271	214	43
>10.00	269	1	7	49	107	93	12
>20.00	58	0	0	11	21	24	2
>50.00	8	0	0	1	4	3	0

Table with 25 rows (labeled 40 to 25) and 67 columns (labeled 124 to 67). The table contains numerical data representing the distribution of tornado events with intensities of F4 or greater, categorized by 1-degree latitude and longitude boxes. A dashed box highlights a specific region in the data, roughly spanning rows 45-48 and columns 80-92.

Figure 2-3. Distribution of Tornado Events with Intensities of F4 or Greater in the Contiguous United States by 1° Latitude and Longitude Boxes (1950 through August 2003)

2.3 Regional Tornado Characteristics

Previous studies have indicated that tornado characteristics vary across the country. Figures 2-1, 2-2, and 2-3 show the contiguous United States divided into three regions. The western region is the United States west of 102° west longitude. The central region covers most of the rest of the United States except for the eastern seaboard and a small area along the northern border of the United States just west of Lake Michigan. This remaining region is referred to as the eastern region. Tornado characteristics for each of the regions are listed in the tables presented in this section.

The characteristics of tornado segments in the western United States are listed in Tables 2-6 through 2-9. Tables 2-10 through 2-13 list the characteristics of tornado segments in the central United States, and Tables 2-14 through 2-17 list the characteristics of tornado segments in the eastern United States. Note that Table 2-6 lists three F5 tornado events in the western United States. These events are not included in calculations of design characteristics because there is no information on the tornado lengths.

Table 2-6. Tornado Segment Statistics for the Western United States

	Tornado Intensity					
	F0	F1	F2	F3	F4	F5 ^(c)
Total Number of Segments	3004	1618	524	99	21	3
Number of Segments With Length	2451	1254	402	76	20	0
Median (mi)	0.293	0.901	2.243	2.902	13.721	0
Average (mi)	1.050	2.383	5.669	6.016	21.555	0
5th Percentile (mi) ^(a)	0.634	2.054	5.403	5.327	14.474	0
Expected Value (mi) ^(b)	0.672	2.240	6.406	7.737	23.081	0
95th Percentile (mi) ^(a)	0.712	2.442	7.595	11.236	36.807	0
Number of Segments With Width	2969	1615	524	99	21	3
Median (ft)	75.6	121.2	183.2	255.0	1189.9	134.6
Average	113.9	192.9	339.3	553.7	2045.0	149.0
5th Percentile (ft) ^(a)	104.0	165.1	271.7	388.0	1435.2	95.2
Expected Value (ft) ^(b)	107.1	171.8	296.1	496.7	2668.4	148.0
95th Percentile (ft) ^(a)	110.2	178.7	322.6	635.8	4961.3	230.1
Number of Segments With Area	2438	1251	402	76	20	0
Median (mi ²)	0.0040	0.0218	0.0918	0.1833	3.5015	0
Average	0.0460	0.1254	0.5464	0.9515	9.3826	0
5th Percentile (mi ²) ^(a)	0.0191	0.1070	0.5114	0.8513	5.1247	0
Expected Value (mi ²) ^(b)	0.0211	0.1234	0.6799	1.7643	12.6667	0
95th Percentile (mi ²) ^(a)	0.0233	0.1424	0.9039	3.6567	31.3085	0

(a) Estimated limit on expected value, assuming a lognormal distribution for tornado parameters.

(b) Assuming a lognormal distribution for tornado parameters.

(c) Length and width statistics for F4 tornadoes are assumed to apply to F5 tornadoes for evaluation of Weibull parameters

Table 2-7. Distribution of Tornado Segment Lengths in the Western United States

Length (mi)	Tornado Intensity						
	All	F0	F1	F2	F3	F4	F5
>0.0	4203	2451	1254	402	76	20	0
>0.1	3017	1405	1133	386	73	20	0
>0.2	2475	1000	1011	374	70	20	0
>0.5	1699	578	721	317	63	20	0
>1.0	1117	328	457	256	56	20	0
>2.0	730	196	281	188	47	18	0
>5.0	392	85	137	122	32	16	0
>10.0	197	43	62	67	12	13	0
>20.0	70	17	17	21	6	9	0
>50.0	7	0	3	3	0	1	0
>100.0	1	0	0	0	0	1	0

Table 2-8. Distribution of Tornado Segment Widths in the Western United States

Width (ft)	Tornado Intensity						
	All	F0	F1	F2	F3	F4	F5
>0.0	5231	2969	1615	524	99	21	3
>10.0	5164	2914	1604	523	99	21	3
>20.0	5136	2888	1602	523	99	21	3
>50.0	4249	2125	1489	513	98	21	3
>100.0	1810	798	670	266	57	18	1
>200.0	841	234	338	202	48	18	1
>500.0	305	58	105	96	30	16	0
>1,000.0	124	19	34	39	18	14	0
>2,000.0	52	8	12	15	5	12	0
>5,000.0	4	1	2	0	0	1	0
>10,000.0	0	0	0	0	0	0	0

Table 2-9. Distribution of Tornado Segment Areas in the Western United States

Area (mi²)	Tornado Intensity						
	All	F0	F1	F2	F3	F4	F5
>0.00	4187	2438	1251	402	76	20	0
>0.01	1897	652	819	338	68	20	0
>0.02	1489	454	639	313	63	20	0
>0.05	1007	272	401	258	56	20	0
>0.10	698	160	261	206	51	20	0
>0.20	477	98	178	141	42	18	0
>0.50	214	40	55	78	24	17	0
>1.00	121	18	28	42	18	15	0
>2.00	62	10	10	20	9	13	0
>5.00	27	2	3	10	3	9	0
>10.00	9	0	0	2	2	5	0
>20.00	4	0	0	1	0	3	0
>50.00	1	0	0	0	0	1	0

Table 2-10. Tornado Segment Statistics for the Central United States

	Tornado Intensity					
	F0	F1	F2	F3	F4	F5
Total Number of Segments	12891	12543	7804	2616	930	127
Number of Segments With Length	10924	10497	6569	2430	882	120
Median (mi)	0.376	1.327	3.273	6.665	9.316	11.697
Average (mi)	1.173	3.613	6.864	10.636	13.325	14.945
5th Percentile (mi) ^(a)	0.883	3.804	8.101	11.731	13.460	13.726
Expected Value (mi) ^(b)	0.909	3.936	8.423	12.294	14.312	15.632
95th Percentile (mi) ^(a)	0.935	4.073	8.757	12.884	15.218	17.802
Number of Segments With Width	12825	12537	7804	2616	930	127
Median (ft)	82.9	151.5	248.9	485.3	724.8	1004.0
Average (ft)	122.1	248.6	456.1	887.4	1337	1614.9
5th Percentile (ft) ^(a)	114.9	225.7	417.8	894.3	1411	1649.2
Expected Value (ft) ^(b)	116.5	229.3	428.0	937.8	1540.4	2079.8
95th Percentile (ft) ^(a)	118.1	233.0	438.4	983.5	1681.7	2622.8
Number of Segments With Area	10887	10491	6569	2430	882	120
Median (mi ²)	0.0057	0.0409	0.1784	0.6759	1.3268	2.4248
Average (mi ²)	0.0474	0.2412	0.7751	2.1725	3.5260	4.6410
5th Percentile (mi ²) ^(a)	0.0325	0.3183	1.1020	2.8137	4.1374	4.5452
Expected Value (mi ²) ^(b)	0.0341	0.3374	1.1784	3.0857	4.7263	6.0152
95th Percentile (mi ²) ^(a)	0.0358	0.3576	1.2601	3.3841	5.3990	7.9605

(a) Estimated limit on expected value, assuming a lognormal distribution for tornado parameters.

(b) Assuming a lognormal distribution for tornado parameters.

Table 2-11. Distribution of Tornado Segment Lengths in the Central United States

Length (mi)	Tornado Intensity						
	All	F0	F1	F2	F3	F4	F5
>0.0	31422	10924	10497	6569	2430	882	120
>0.1	26703	7278	9628	6387	2408	882	120
>0.2	24071	5615	8836	6217	2403	880	120
>0.5	19312	3291	6991	5692	2344	874	120
>1.0	15496	1990	5296	5001	2231	859	119
>2.0	12188	1254	3820	4154	2038	807	115
>5.0	7771	499	2124	2760	1604	680	104
>10.0	3970	183	879	1427	956	452	73
>20.0	1185	40	217	427	298	169	34
>50.0	111	7	27	37	23	16	1
>100.0	8	0	3	3	2	0	0

Table 2-12. Distribution of Tornado Segment Widths in the Central United States

Width (ft)	Tornado Intensity						
	All	F0	F1	F2	F3	F4	F5
>0.0	36839	12825	12537	7804	2616	930	127
>10.0	36537	12599	12471	7794	2616	930	127
>20.0	36445	12507	12471	7794	2616	930	127
>50.0	33109	10013	11782	7662	2596	929	127
>100.0	18512	3736	6672	5111	2116	773	104
>200.0	12580	1417	4176	4153	1982	748	104
>500.0	5860	314	1372	2068	1380	629	97
>1,000.0	2755	96	492	890	783	400	94
>2,000.0	1006	20	114	291	313	236	32
>5,000.0	125	2	10	35	40	35	3
>10,000.0	0	0	0	0	0	0	0

Table 2-13. Distribution of Tornado Segment Areas in the Central United States

Area (mi ²)	Tornado Intensity						
	All	F0	F1	F2	F3	F4	F5
>0.00	31379	10887	10491	6569	2430	882	120
>0.01	21026	3857	7807	5980	2383	879	120
>0.02	18392	2763	6646	5643	2345	875	120
>0.05	15107	1650	5152	5077	2253	856	119
>0.10	12128	956	3748	4358	2125	822	119
>0.20	9167	504	2476	3408	1892	774	113
>0.50	5566	163	1139	2036	1474	653	101
>1.00	3522	60	551	1210	1080	529	92
>2.00	2001	28	228	598	677	390	80
>5.00	717	5	42	184	256	187	43
>10.00	249	1	7	45	103	81	12
>20.00	52	0	0	10	21	19	2
>50.00	6	0	0	1	4	1	0

Table 2-14. Tornado Segment Statistics for the Eastern United States

	Tornado Intensity					
	F0	F1	F2	F3	F4	F5
Total Number of Segments	1659	1915	817	188	54	0
Number of Segments With Length	1501	1686	709	172	54	0
Median (mi)	0.354	1.054	2.179	6.100	8.782	0
Average (mi)	1.051	2.636	5.033	10.488	12.341	0
5th Percentile (mi) ^(a)	0.692	2.517	5.012	10.443	10.172	0
Expected Value (mi) ^(b)	0.741	2.719	5.647	12.771	12.774	0
95th Percentile (mi) ^(a)	0.793	2.936	6.361	15.619	16.042	0
Number of Segments With Width	1654	1912	817	188	54	0
Median (ft)	73.1	143.5	215.0	440.9	1590.6	0
Average (ft)	113.4	234.2	376.8	834.8	2733.7	0
5th Percentile (ft) ^(a)	100.8	208.7	331.4	728.6	2243.0	0
Expected Value (ft) ^(b)	104.9	217.4	355.8	874.4	3156.1	0
95th Percentile (ft) ^(a)	109.2	226.5	381.9	1049.3	4440.8	0
Number of Segments With Area	1498	1683	709	172	54	0
Median (mi ²)	0.0048	0.0300	0.0990	0.5573	2.6456	0.0000
Average (mi ²)	0.0334	0.1745	0.4884	1.6746	5.8469	0
5th Percentile (mi ²) ^(a)	0.0194	0.1690	0.5499	2.3732	4.2825	0
Expected Value (mi ²) ^(b)	0.0219	0.1926	0.6764	3.5746	6.4821	0
95th Percentile (mi ²) ^(a)	0.0246	0.2196	0.8320	5.3842	9.8116	0

(a) Estimated limit on expected value, assuming a lognormal distribution for tornado parameters.

(b) Assuming a lognormal distribution for tornado parameters.

Table 2-15. Distribution of Tornado Segment Lengths in the Eastern United States

Length (mi)	Tornado Intensity						
	All	F0	F1	F2	F3	F4	F5
>0.0	4122	1501	1686	709	172	54	0
>0.1	3486	1060	1521	680	171	54	0
>0.2	3056	770	1407	655	170	54	0
>0.5	2254	401	1062	576	161	54	0
>1.0	1651	217	755	474	152	53	0
>2.0	1140	123	476	350	141	50	0
>5.0	616	43	233	198	103	39	0
>10.0	286	19	85	88	70	24	0
>20.0	88	6	20	27	23	12	0
>50.0	12	2	3	5	1	1	0
>100.0	1	1	0	0	0	0	0

Table 2-16. Distribution of Tornado Segment Widths in the Eastern United States

Width (ft)	Tornado Intensity						
	All	F0	F1	F2	F3	F4	F5
>0.0	4625	1654	1912	817	188	54	0
>10.0	4601	1645	1901	814	187	54	0
>20.0	4542	1588	1899	814	187	54	0
>50.0	3953	1141	1779	794	185	54	0
>100.0	2187	430	998	545	161	53	0
>200.0	1411	180	622	414	144	51	0
>500.0	504	35	176	166	85	42	0
>1,000.0	222	10	62	70	45	35	0
>2,000.0	95	4	19	19	24	29	0
>5,000.0	9	0	0	1	1	7	0
>10,000.0	0	0	0	0	0	0	0

Table 2-17. Distribution of Tornado Segment Areas in the Eastern United States

Area (mi²)	Tornado Intensity						
	All	F0	F1	F2	F3	F4	F5
>0.00	4116	1498	1683	709	172	54	0
>0.01	2501	480	1180	622	165	54	0
>0.02	2050	295	979	564	158	54	0
>0.05	1532	168	700	458	152	54	0
>0.10	1129	99	466	368	143	53	0
>0.20	765	48	267	264	134	52	0
>0.50	449	14	131	152	103	49	0
>1.00	268	7	55	86	78	42	0
>2.00	145	2	25	39	45	34	0
>5.00	45	1	5	9	12	18	0
>10.00	11	0	0	2	2	7	0
>20.00	2	0	0	0	0	2	0
>50.00	1	0	0	0	0	1	0

3.0 Adjustments to the Tornado Data

In the analysis in NUREG/CR-4461, tornado data were used as reported. No attempt was made to adjust or correct the data for potential errors in the subjective evaluation of characteristics of a specific tornado. However, there are two areas where potential adjustments to the data were considered. The first area is under-reporting of tornadoes, particularly the weaker tornadoes. The second area is the assumption that the tornado intensity is uniform over the entire area impacted by the tornado. Section 3.1 discusses the under-reported tornadoes, and Section 3.2 discusses the variation of tornado intensity within the footprint.

3.1 Unreported Tornadoes

Fujita (1978) discusses the history of tornado reports from 1912 through 1977. There was a gradual increase in the number of tornadoes reported annually until the early post-World War II era, when there was a large increase in the number of tornadoes reported. The increase in reported tornadoes has been attributed to increased efficiency in data collection and increased population density. Analysis of Fujita's data in the initial version of NUREG/CR-4461 (Ramsdell and Andrews 1986) indicated that most of the increase in the total number of tornadoes was due to increases in F0, F1, and F2 tornadoes. Any increase in the number of F3 through F5 tornadoes was statistically insignificant. Figure 3-1 shows that the trend in number of tornadoes each year has continued. However, statistical analysis of the number of tornadoes since January 1950 discloses that the only tornadoes with a statistically significant trend are the F0 tornadoes. Figure 3-2 shows the number of F0 tornadoes each year since January 1950 and the total number of more intense tornadoes. This figure shows that in 1950 there were almost no F0 tornadoes

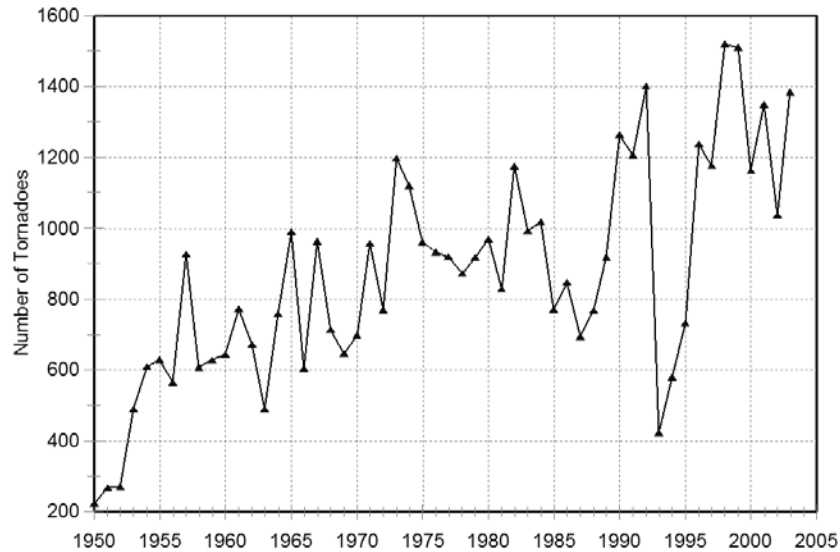


Figure 3-1. Annual Number of Reported Tornadoes (1950 through August 2003)

reported and that there has been a steady increase since then. In contrast, the figure shows that the number of F1 through F5 tornadoes, while highly variable, does not have an upward trend.

The potential impact of the F0 tornado trend has been evaluated by assuming that the trend is in the reporting of F0 tornadoes, not in the number of occurrences of F0 tornadoes, and that the average number of tornadoes per year over the last 8 years is representative of the true average for the full 53+ year period. Given these assumptions, there should have been about 43,400 F0 tornadoes during this period. Yet, there were only about 17,500 F0 tornadoes reported. The area impacted by the 17,500 reported F0 tornadoes is about 534 mi². Had all 43,600 F0 tornadoes been reported, it is estimated that the impacted area would increase to about 1,320 mi². This is an increase of about a factor of 2.5, which is significant. However, the increase in total area impacted by all tornadoes by accounting for unreported F0 tornadoes is much smaller. The total area would increase from about 30,400 mi² to 31,100 mi², an increase of less than 2.5 percent. Figure 3-3 shows that the addition of the missing F0 tornadoes has little impact on tornado strike probability for the more likely events and decreases the probability for low probability events. As a result, no adjustment was made to the data to account for unreported F0 tornadoes.

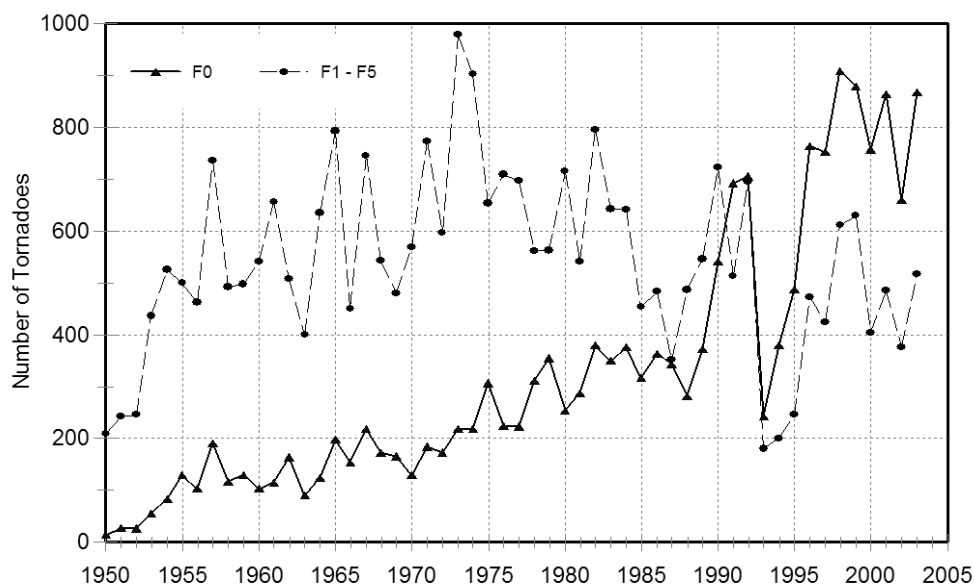


Figure 3-2. Number of F0 Tornadoes and Total Number of F1 through F5 Tornadoes by Year Since 1950

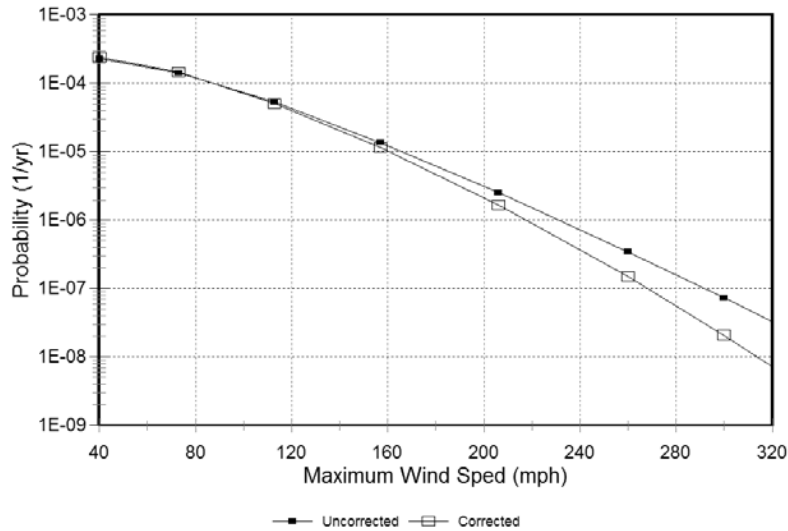


Figure 3-3. Wind Speed Probability With and Without Correction for Unreported F0 Tornadoes

3.2 Variation of Wind Speed Within the Impact Area

The analysis in the initial version of NUREG/CR-4461 (Ramsdell and Andrews 1986) assumed that intensity reported for each tornado represented the wind speed experienced by the entire area within the ground footprint of the tornado. This conservative assumption was consistent with assumptions made in previous analyses (Markee et al. 1974; Shreck and Sandusky 1982). Theoretical considerations and empirical evidence in tornado tracks indicate that the assumption is incorrect and that only a small fraction of the area of the footprint is impacted by the maximum wind speed in the tornado. Note that all segments of a tornado have the same intensity and the analyses presented in this report are based on total area and length. Therefore, segmentation of the tornadoes in the database does not affect either the adjustment or the results of the analysis.

Reinhold and Ellingwood (1982) present the results of several studies that have estimated the variation of maximum wind speeds along and across tornado paths. In addition, they have combined these results to estimate fractions of the impacted area associated with each wind speed class. Reinhold and Ellingwood (1982), Table 15d, lists the areal distribution of wind speeds used in the analysis in NUREG/CR-4461, Rev. 1, to estimate the area associated with wind speed ranges from the areas associated with reported F Scales. This table was based, in part, on a tornado model that used the wind speeds associated with the original Fujita Scale. As a result, the adjustments to the table were required to account for the wind speeds associated with the Enhanced Fujita Scale.

Specifically, Table 3-1 in NUREG/CR-4461, Rev. 1, was based on the product of two matrices, one that described the variation of wind speed across the tornado path, and another that described the variation of wind speed along the tornado path. The matrix that described the variation of wind speed across the tornado path was based on a tornado model that was linked to the Fujita Scale wind speeds. This matrix was replaced by a matrix developed by combining estimates from a conservative tornado model and data

from empirical evaluation of tornado damage. The tornado model was a stationary Rankine vortex with Enhanced Fujita Scale wind speeds, and the empirical data were from Table 7c of Reinhold and Ellingwood (1982). The probability estimates were combined as a weighted average with the data from Table 7c having a weight of 2/3 and the estimates from the Rankine model having a weight of 1/3. The results of this process were then combined with the information of variation of wind speed along the tornado path in Reinhold and Ellingwood, Table 6c, to estimate the fraction of the area associated with each Enhanced Fujita Scale wind speed class given the Fujita F Scale for the tornado. Table 3-1 presents these fractions. As before, the conversion of total impact areas by F Scale to areas associated with wind-speed classes is performed on tornado statistics rather than on individual tornadoes.

Table 3-1. Tornado Area Intensity Distribution for the Point Structure Design Wind Speed Estimates

Intensity F Scale	Wind-Speed Range (mph)	Recorded Tornado F Scale					
		F0	F1	F2	F3	F4	F5
EF0	65 - 85	1	0.772	0.616	0.529	0.543	0.538
EF1	86 - 110		0.228	0.268	0.271	0.238	0.223
EF2	111 - 135			0.115	0.133	0.131	0.119
EF3	136 - 165				0.067	0.056	0.07
EF4	165 - 200					0.032	0.033
EF5	>200						0.017

The interpretation of Table 3-1 is as follows: 100 percent of the area impacted by F0 tornadoes has a wind speed in the 65 to 85 mph range. For F1 tornadoes, 22.8 percent of the area has wind speeds in the 86 to 110 mph range, and 77.2 percent of the area has wind speeds in the 65 to 85 mph range. Similarly, 11.5 percent of the area impacted by F2 tornadoes has wind speeds in the 111 to 135 mph wind speed range, 26.8 percent has wind speeds in the 86 to 110 mph range, and the remaining 61.6 percent of the area has wind speeds in the 65 to 85 mph range.

Adjustment of areas based on tornado event dimensions to areas associated with intensity (wind speed) is illustrated in Table 3-2. The first column in the table lists the reported F Scale, and the last column lists the range of maximum wind speeds associated with the EF Scale. The total area impacted for tornadoes in each category is listed in the second column. The third column lists the area by wind-speed classes after adjustment to account for variation in wind speed within the impact area. For example, the total area impacted by winds from 65 through 85 mph is all of the area of F0 tornadoes, plus 77.2 percent of the area impacted by F1 tornadoes, plus 61.6 percent of the area impacted by F2 tornadoes, etc. Note that the areas in column 3 decrease monotonically with increasing wind speed, while the areas in column 2 do not. Note also that the total impact area for all tornadoes before and after the adjustment remains constant within limits of roundoff error; the adjustment does not affect the strike probability. The fourth column lists cumulative area based on wind speed. The F0 entry lists the total area for tornadoes of all classes. This is

the area to be used in calculating the strike probability. The F1 entry lists the total area with wind speeds of 86 mph or greater. In this analysis, impacted areas used in calculation of strike probabilities and design characteristics have been adjusted for the variation in speed along and across tornado paths.

The analysis in the initial version of NUREG-4461 (Ramsdell and Andrews 1986) estimated only tornado strike probabilities and design wind speeds for point structures. That analysis was based entirely on the tornado impact areas. The impact area adjustment just described is appropriate for estimating strike probabilities and design speeds for point structures. This report considers both point structures and finite structures.

Table 3-2. Area Impacted by Tornadoes in the Contiguous United States

F Scale	Total Area (mi²) by F Scale	Total Area (mi²) by Wind-Speed Range	Cumulative Area (mi²)	Probability of Wind Speed Exceeding Threshold	Enhanced Fujita Scale Wind- Speed Range (mph)
F0	533.6	18420.6	30357.6	1.00 x 10 ⁰	65 - 85
F1	4695.8	7652.0	11937.0	3.43 x 10 ⁻¹	86 - 111
F2	10184.8	3136.0	4285.0	1.41 x 10 ⁻¹	111 - 135
F3	9117.7	947.6	1149.0	3.78 x 10 ⁻²	136 - 165
F4	5043.7	187.8	201.4	6.63 x 10 ⁻³	166 - 200
F5	782	13.6	13.6	4.48 x 10 ⁻⁴	>200

Estimation of strike probabilities and design speeds for finite structures involves both tornado impact areas and tornado lengths. Consequently, it is necessary to estimate the total length of tornado paths associated with wind speeds. Table 3-3 presents estimates of the distribution of wind speeds by length for each F Scale made by Twisdale and Dunn (1981). These estimates are used in the same way as the information in Table 3-1.

Tornado lengths used in the estimates of strike probability and design characteristics for finite-structures in this report have been adjusted to account for the variation of wind speed along tornado paths. This adjustment does not change the total path length for all tornadoes.

Note that all segments of a tornado have the same intensity, and the analyses presented in this report are based on total area and length. Therefore, segmentation of the tornadoes in the database does not affect either of the adjustments or the results of the analyses.

Table 3-3. Tornado Length Intensity Distribution for the Finite-Structure Design Wind Speed Estimates

Intensity F Scale	Wind-Speed Range (mph)	Recorded Tornado F Scale					
		F0	F1	F2	F3	F4	F5
EF0	65 - 85	1	0.572	0.28	0.116	0.142	0.133
EF1	86 - 110		0.428	0.352	0.245	0.158	0.102
EF2	111 - 135			0.368	0.318	0.278	0.189
EF3	136 - 165				0.321	0.21	0.242
EF4	166 - 200					0.212	0.185
EF5	>260						0.149

4.0 Tornado Model

The general approach used to evaluate tornado strike probabilities and design wind speeds in NUREG/CR-4461, Rev. 1, and in this revision follows the approach taken in the initial version of NUREG/CR-4461. However, two significant modifications have been made to that approach. The first modification is addition of a second term to the estimation of strike probabilities. In the initial version of NUREG/CR-4461, strike probabilities were estimated using a point strike calculation in which the structure dimensions were assumed to be negligible relative to tornado dimensions. The current analysis includes a “life line” term to account for finite building dimensions (Garson et al. 1975). The second modification to the approach used in the initial version of NUREG/CR-4461 is to account for the variation of tornado intensity along and across the tornado path. The previous analysis assumed that the entire tornado footprint experienced wind speeds equaling or exceeding the minimum wind speed for the reported tornado intensity (Fujita F Scale). Section 3.2 describes the change in basis for area and length from the F Scale to wind speed. The calculations described in the following sections assume that areas and lengths associated with wind-speed ranges are used. Thus, they account for the variation of wind speed along and across the path.

The specification of a design basis wind speed has two parts: specification of an exceedence probability and specification of the appropriate wind speed for the exceedence probability. The approach followed in the past (Markee et al. 1974; AEC 1974; Shreck and Sandusky 1982; Ramsdell and Andrews 1986) has been to define the exceedence probability, to estimate the probability of a tornado striking a site, and to determine the conditional probability of exceeding specified wind speeds, assuming that a tornado strike occurs. The design exceedence probability and the strike probability are used to establish a conditional probability, which is converted to the design wind speed. This same general procedure is used in this analysis.

4.1 Point Structures

Consider, first, the point structure probability, P_p . The probability of the wind speed, u , exceeding some value u_o at a site is defined as the product of the probability that a tornado will strike the point structure and the conditional probability that the wind speed u will exceed u_o , assuming that a tornado strike, s , occurs:

$$P_p(u \geq u_o) = P_p \times P_p(u \geq u_o|s) \quad (4-1)$$

The strike probability can now be defined without regard to the tornado intensity:

$$P_p = \frac{A_t}{NA_r} \quad (4-2)$$

where A_t is the total area (mi²) impacted by tornadoes in the region of interest, which has an area denoted by A_r (mi²), and N is the number of years of record. For example, A_r , the area of the contiguous United States, is about 3,020,000 mi², and the N is 53.67 years. The total tornado area is the product of the expected area for tornado events and the total number of tornado events that impacted the region of interest in N years (~30,358 mi²). Using these values, the expected strike probability is about $1.87 \times 10^{-4} \text{ yr}^{-1}$. The same calculations can be made using the upper and lower limits of the 90 percent confidence interval for the expected area. The results of the calculations show that the limits are $1.72 \times 10^{-4} \text{ yr}^{-1}$ and $2.04 \times 10^{-4} \text{ yr}^{-1}$, respectively. The number of events in these calculations include events that were not considered in the calculation of the expected values for the area because of missing information.

Equation (4-1) shows the probability of exceeding a given wind speed at a point as the product of two components. The first component is the probability of a tornado striking a point, and the second component is a conditional probability of exceeding a given wind speed assuming that a tornado strike occurs, $P_p(u \geq u_o | s)$. As indicated above, the strike probability can be estimated from the total area impacted by tornadoes without regard to F Scale. The conditional probability of exceeding u_o given that a tornado has occurred is estimated as

$$P_p(u \geq u_o | s) = \frac{A_{u \geq u_o}}{A_t} \quad (4-3)$$

where $A_{u \geq u_o}$ is the total area impacted by wind speeds greater than u_o . The next-to-last column in Table 3-2 lists the results of applying Equation (4-3) to the areas in column 4 of Table 3-2. These values, with the lower bound wind speed in each range in the last column, provide up to six points on a curve that can be used to represent the conditional probability.

The probability of exceeding u_o may be represented by a Weibull distribution. In that distribution,

$$P_p(u \geq u_o | s) = \text{Exp} \left[- \left(\frac{u_o - 65}{a_p} \right)^{b_p} \right] \quad (4-4)$$

where 65 is the minimum tornado wind speed, and a and b are parameters of the Weibull distribution. Estimation of these parameters requires good estimates of $A_{u \geq u_o}$ which can only be obtained from considering a large number of tornadoes. An optimization procedure, for example, the Nelder-Mead Simplex algorithm (Nelder and Mead 1965), may be used to determine the parameter values that minimize the sum of squares of the errors between the probabilities estimated using the Weibull distribution and the observed probabilities.

The optimization algorithm requires impacted areas for at least three F Scales. Many areas of the west and some areas of the east do not have a reported F2 or stronger tornado. In addition, the confidence interval for the expected area and length of tornadoes increases rapidly as the number of tornadoes decreases. Therefore, the contiguous United States has been divided into three regions for the purpose of determining the conditional probability to ensure that there are sufficient tornadoes to adequately define the frequency of low probability events. Figures 2-1, 2-2, and 2-3 show the regions. The dividing line between the western and central regions was moved 3° east from the dividing line between the western and eastern United States in the initial version of NUREG/CR-4461 after considering the number of F2 or greater tornadoes (Figures 2-2 and 2-3). The dividing line between the central and eastern United State was based on the number of F4 tornadoes (Figure 2-3).

4.2 Large Structures

Consider now the probability represented by the life-line term. If a structure is large, the probability of being struck by a tornado is greater than that based only on tornado dimensions. The additional probability is determined by a characteristic dimension of the structure and the expected length for tornadoes. This additional probability is estimated by the life-line term.

The process for estimating the life-line term is nearly identical to the process for estimating the point-structure term. The initial step is to separate the desired probability into a strike probability that is independent of intensity and a conditional probability that considers intensity:

$$P_1(u \geq u_o) = P_1 \times P(u \geq u_o | s) \quad (4-5)$$

The initial definition of the strike probability is also the same:

$$P_1 = \frac{A_t}{NA_r} = \frac{w_s L_t}{NA_r} \quad (4-6)$$

However, in this case, the impacted area is estimated as the product of a characteristic building dimension, w_s (mi), and the total length of tornado paths, L_t (mi). A characteristic dimension of 200 ft (0.0379 mi) has been assumed for this analysis. With this change, the conditional probability statement becomes:

$$P_1(u \geq u_o | s) = \frac{L_{u \geq u_o}}{L_t} \quad (4-7)$$

where $L_{u \geq u_o}$ is the total tornado path length with wind speeds equaling or exceeding u_o .

Continuing the analogy with the point-structure term, the conditional probability may be represented by a Weibull distribution, and the parameters of the distribution may be estimated using an optimization procedure:

$$P_1(u \geq u_o | s) = \text{Exp} \left[- \left(\frac{u_o - 65}{a_1} \right)^{b_1} \right] \quad (4-8)$$

4.3 Total Strike Probability and Design Wind Speed

The total probability of a structure being struck by a tornado with winds exceeding some value u is the sum of the point structure and life-line probabilities:

$$\begin{aligned} P(u \geq u_o) &= P_p(u \geq u_o) + P_1(u \geq u_o) \\ &= \frac{A_t}{NA_r} \text{Exp} \left[- \left(\frac{u_o - 65}{a_p} \right)^{b_p} \right] + \frac{w_s L_t}{NA_r} \text{Exp} \left[- \left(\frac{u_o - 65}{a_1} \right)^{b_1} \right] \end{aligned} \quad (4-9)$$

Equation (4-9) provides the means to estimate the probability of a tornado strike with wind speeds exceeding u_o , but it cannot be inverted to estimate the wind speed, u_o , associated with a given probability. Estimation of the wind speed associated with a given probability involves two steps. In the first step, strike probabilities are estimated for a range of wind speeds that is sufficiently large that the strike probability of interest is included within the range of calculated strike probabilities. Then, in the second step, the wind speed of interest, u_o , associated with the given probability is determined by interpolation.

5.0 Analytical Results

Two computer programs were written to analyze NCDC tornado data. One of the programs, TorBoxes, was used to calculate the descriptive tornado statistics presented in Chapter 2.0 and tornado statistics for 1°, 2°, and 4° boxes. The other program, TorStrk, was written to calculate tornado statistics for specific locations.

The results of manual analysis of the descriptive tornado statistics are presented in Section 5.1. These results include estimates of the strike probabilities and Weibull parameter values for the contiguous United States and the three regions of the United States shown in Figures 2-1, 2-2, and 2-3. Design statistics for the 1°, 2°, and 4° boxes based on local strike probabilities and conditional wind speed probabilities calculated using the appropriate regional Weibull parameter values are presented in Section 5.2.

5.1 Contiguous United States and Regions

Chapter 2.0 presents descriptive statistics for tornadoes in the contiguous United States and for the western, central, and eastern regions. These statistics have been used to estimate strike probabilities for the contiguous United States and each of the regions. They have also been used to estimate parameter values, a and b, for the Weibull distributions that are assumed to describe the conditional probability of the wind exceeding a specified speed if a tornado does strike. Table 5-1 contains the results of these calculations. Probabilities of exceeding specified wind speeds in the contiguous United States and the three regions are compared in Figure 5-1.

Table 5-1. Calculated Tornado Model Parameters

	Region	Point Structure			Finite Structure		
		Strike Probability	a	b	Strike Probability	a	b
Expected Values	U.S.	1.87×10^{-4}	26.86	1.255	4.64×10^{-5}	40.33	1.542
	West	1.67×10^{-5}	25.62	1.188	5.94×10^{-6}	30.71	1.296
	Central	3.58×10^{-4}	26.47	1.238	8.72×10^{-5}	40.84	1.545
	East	9.55×10^{-5}	24.63	1.164	2.58×10^{-5}	36.65	1.507
5% Lower-Limit	U.S.	1.72×10^{-4}	27.05	1.276	4.47×10^{-5}	40.30	1.553
	West	1.07×10^{-5}	22.31	1.133	5.14×10^{-6}	28.05	1.253
	Central	3.28×10^{-4}	26.65	1.258	8.37×10^{-5}	40.82	1.555
	East	7.15×10^{-5}	23.66	1.149	2.30×10^{-5}	35.60	1.489
95% Upper-Limit	U.S.	2.04×10^{-4}	26.67	1.235	4.82×10^{-5}	40.37	1.532
	West	2.87×10^{-5}	28.87	1.245	6.94×10^{-6}	33.72	1.384
	Central	3.92×10^{-4}	26.29	1.218	9.09×10^{-5}	40.86	1.534
	East	1.29×10^{-4}	25.56	1.179	2.91×10^{-5}	37.73	1.527

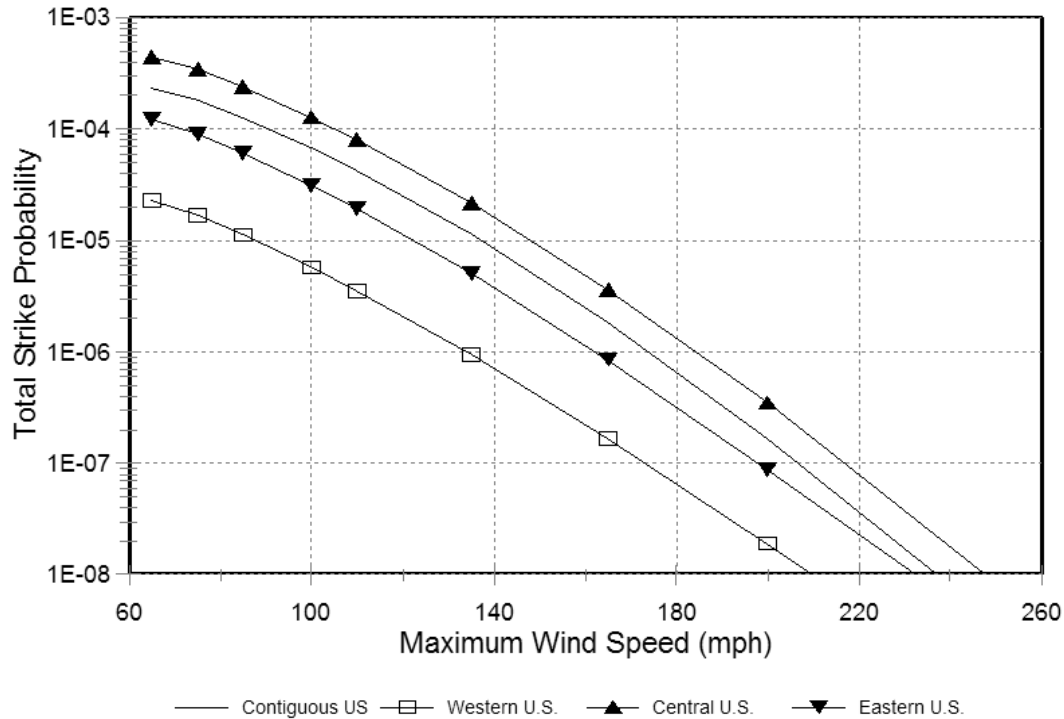


Figure 5-1. Comparison of Conditional Wind Speed Probabilities Calculated for the Contiguous United States and for the Western, Central, and Eastern Regions

Figures 5-2 and 5-3 compare the conditional probabilities associated with the point-structure and life-line terms, respectively. The curves in these figures show the effects of the differences in the Weibull parameters listed in Table 5-1. Remember that these figures do not include the probability that an event will occur. Figure 5-2 shows that there are no significant regional differences in the conditional probabilities associated with the point-structure term for the most likely events (events with greater than 1×10^{-2} probability of occurrence). For events with less than a 1×10^{-2} probability of occurrence, slightly higher wind speeds are more likely in the western region than in either the central or eastern region. Figure 5-3 shows that the regional differences in conditional probabilities associated with the life-line term are greater than those associated with the point-structure term. Even then, there is less than a factor-of-2 difference in probability of wind speeds as high as about 200 mph.

The effects of uncertainty of strike probabilities on the maximum tornado wind speed for the three regions are shown in Figures 5-4 through 5-6. The uncertainty associated with strike probability is small in the central United States where the tornado frequency is high and large in the western United States where the tornado frequency is low. The ranges of uncertainty shown in these figure are lower than the actual uncertainty ranges because they do not include uncertainties associated with the areal distribution of wind speeds within the tornado footprint or the uncertainties in estimates of the Weibull parameters.

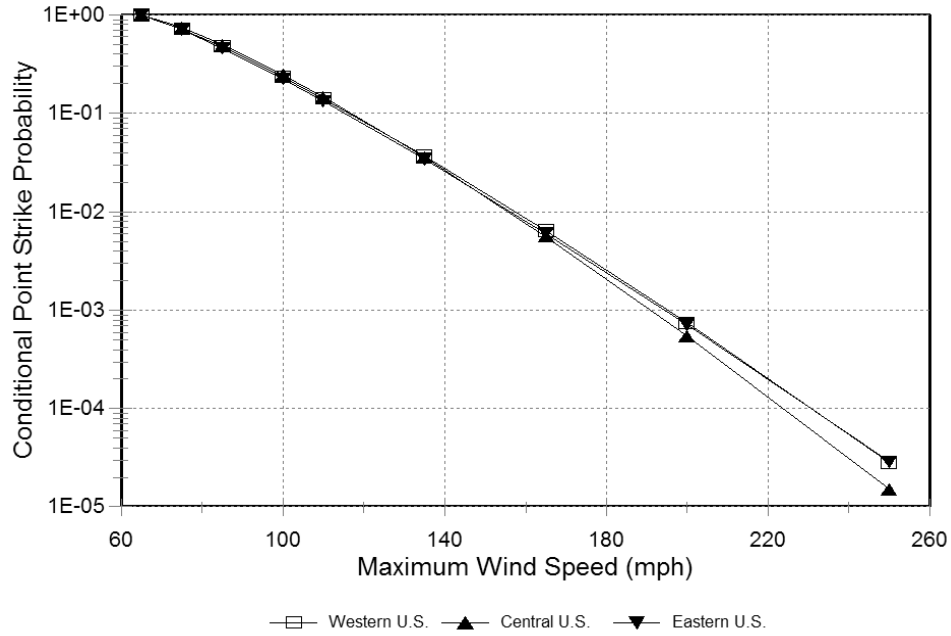


Figure 5-2. Comparison of Wind Speed Probabilities for Point Structures in the Western, Central, and Eastern Regions

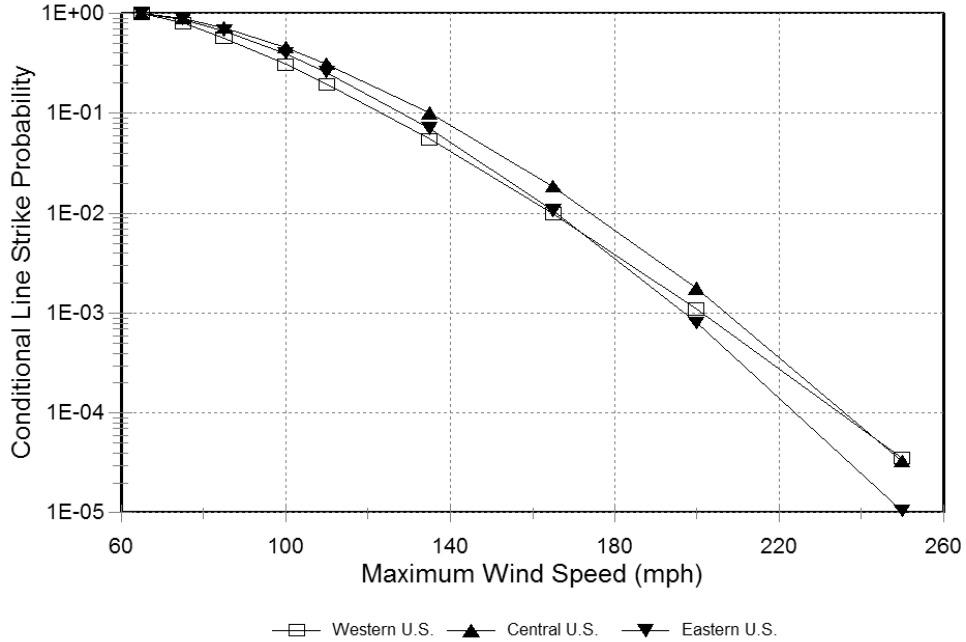


Figure 5-3. Comparison of Wind Speed Probabilities Associated with the Life-Line Term for Large Structures in the Western, Central, and Eastern Regions

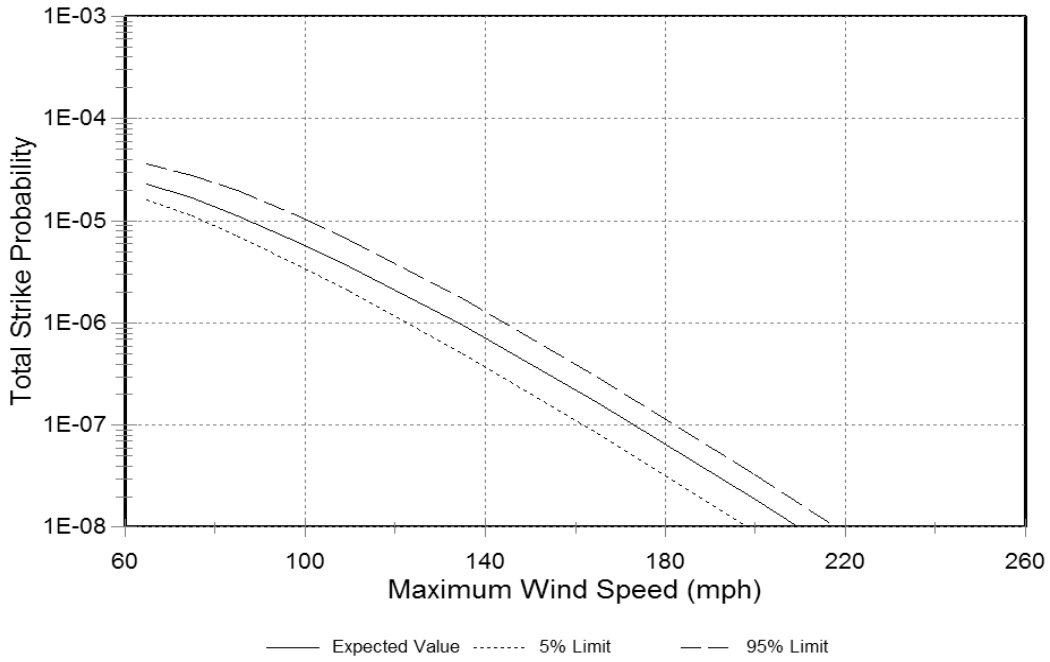


Figure 5-4. Maximum Wind Speed Probability for a 200-ft Structure in the Western United States Showing the 90 Percent Confidence Interval

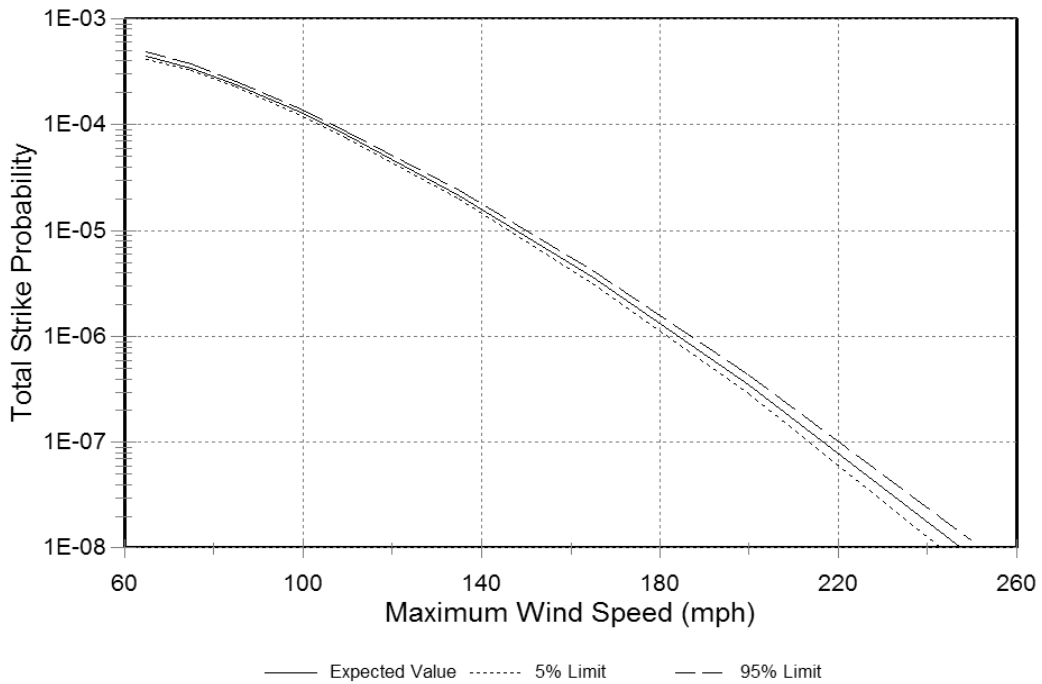


Figure 5-5. Maximum Wind Speed Probability for a 200-ft Structure in the Central United States Showing the 90 Percent Confidence Interval

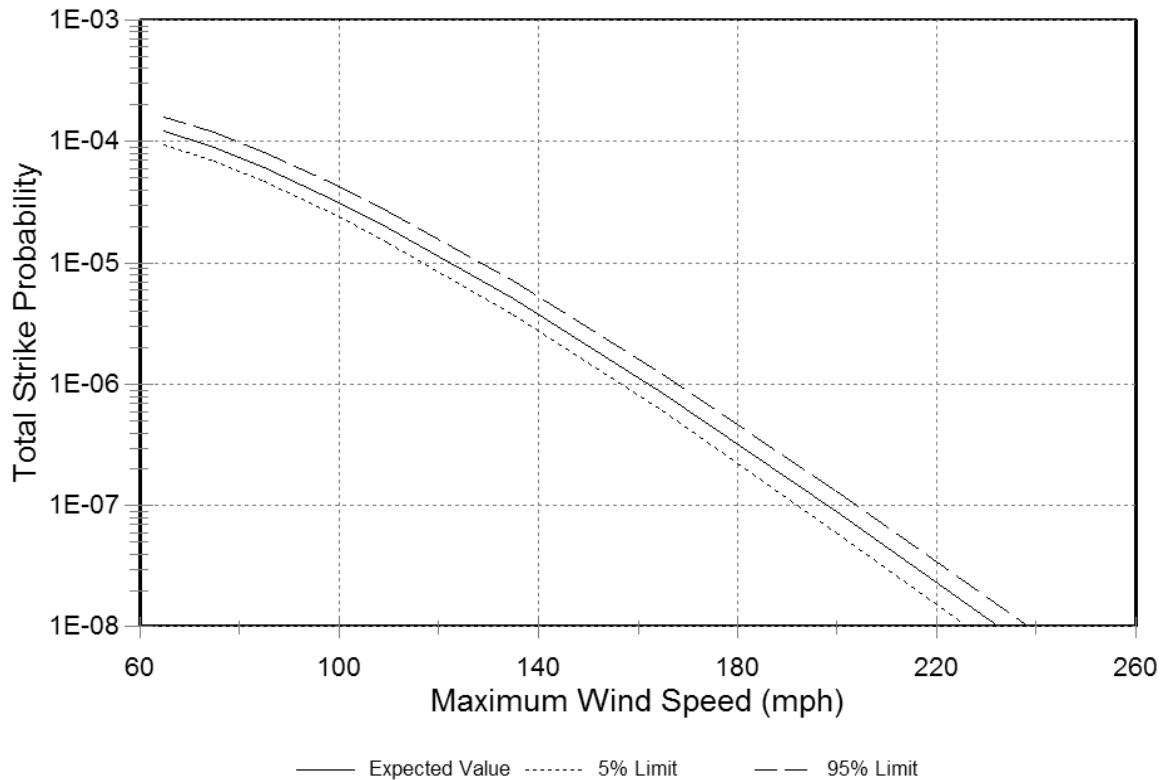


Figure 5-6. Maximum Wind Speed Probability for a 200-ft Structure in the Eastern United States Showing the 90 Percent Confidence Interval

5.2 Subregional Results

Tornado characteristics have been estimated for 1°, 2°, and 4° latitude and longitude boxes. These characteristics are listed in Appendices A, B, and C. Appendix A lists the characteristics for 2° boxes; Appendix B lists the characteristics for 4° boxes; and Appendix C lists the characteristics for 1° boxes. The characteristics for the 2° and 4° boxes are considered most reliable; those for 1° boxes should only be used if the number of events is large enough to ensure that the statistics are likely to be reliable. The appendices include the expected tornado impact area and length; the point-structure, finite-structure, and total strike probabilities; and design wind speeds at the 10⁻⁵, 10⁻⁶, and 10⁻⁷ yr⁻¹ probability levels. The upper and lower limits for these characteristics are also included, as are the number of events and the land area within the box.

Figure 5-7 shows the distribution of tornadoes by 2° boxes. The design wind speeds for the 2° boxes are shown in Figures 5-8 through 5-13. Figures 5-8 and 5-9 show the expected and upper limit wind speeds, respectively, for the 10⁻⁵ yr⁻¹ probability level. The upper limit speeds only account for uncertainty in the strike probability. They do not account for other sources of uncertainty. Figures 5-10 and 5-11 show the wind speeds for the 10⁻⁶ yr⁻¹ probability level, and Figures 5-12 and 5-13 show the wind speeds for the 10⁻⁷ yr⁻¹ probability level. In the figures showing design wind speeds, the number 0 indicates that there were no tornado events in the box or that the wind speed for the probability level is less than 65 mph.

	124	122	120	118	116	114	112	110	108	106	104	102	100	98	96	94	92	90	88	86	84	82	80	78	76	74	72	70	68	66	
47	0	15	2	17	18	3	6	42	33	46	60	99	207	228	210	92	36	16	3											6	
45	1	41	5	16	14	4	19	13	35	24	44	105	174	282	268	255	193	110	87	47	33	13					1	3	22	7	
43	2	14	6	4	37	9	31	20	35	50	149	140	162	272	473	393	455	254	385	70	208	141		5	22	37	54	72	24	2	
41	8	0	3	3	2	23	46	25	20	37	243	346	208	407	562	427	565	518	407	320	435	305	153	122	115	119	227	113			
39	1	10	9	16	4	14	14	32	12	8	571	472	438	642	556	561	311	384	613	480	502	300	170	175	260	266	25				
37		24	50	3	3	6	14	12	8	13	103	255	419	579	626	526	389	334	435	330	340	119	45	98	232	64					
35		1	16	40	4	18	18	15	7	27	41	207	617	658	942	670	388	507	425	355	226	87	221	210	303	44					
33			2	38	64	11	42	42	2	17	61	517	620	668	721	451	431	449	406	541	385	286	320	239	108						
31				9	10	7	34	15	23	57	303	394	490	655	557	502	592	495	327	407	348	149	16								
29										10	66	77	226	493	664	446	387	309	308	271	251	245									
27												7	115	331	19							518	544								
25													38	68								67	499								
	124	122	120	118	116	114	112	110	108	106	104	102	100	98	96	94	92	90	88	86	84	82	80	78	76	74	72	70	68	66	

Figure 5-7. Number of Tornado Events in the United States From 1950 through August 2003 by 2° Boxes

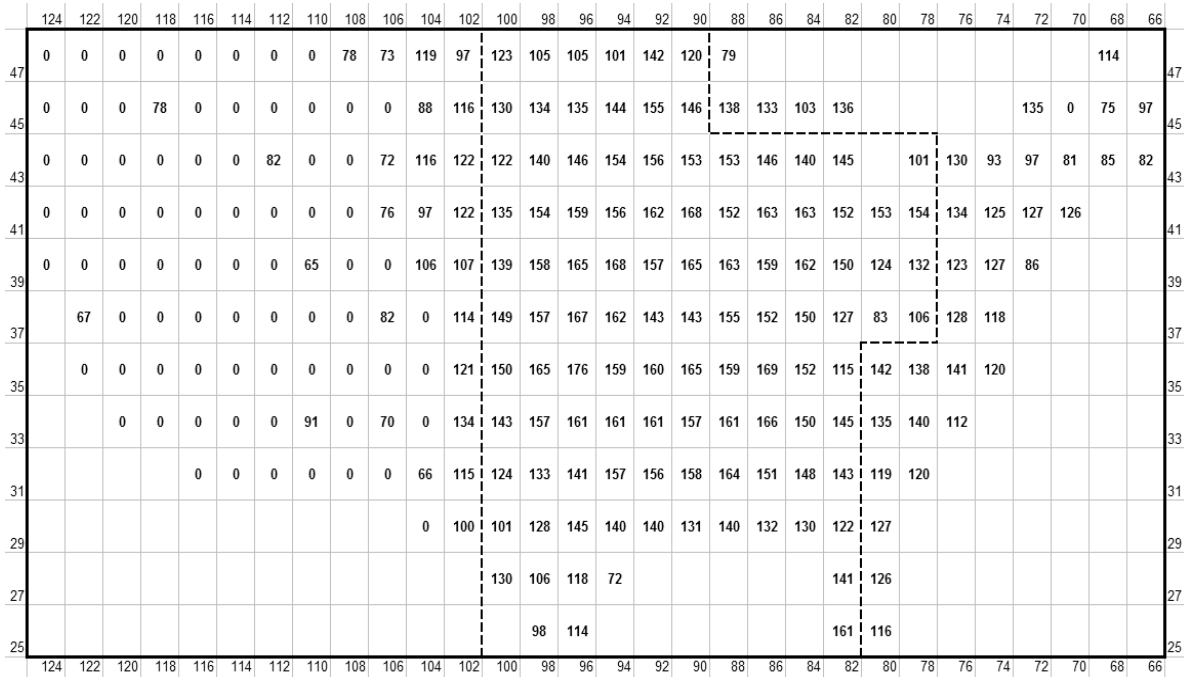


Figure 5-8. Expected Maximum Tornado Wind Speeds with a 10^{-5} yr⁻¹ Probability of Occurrence by 2° Boxes

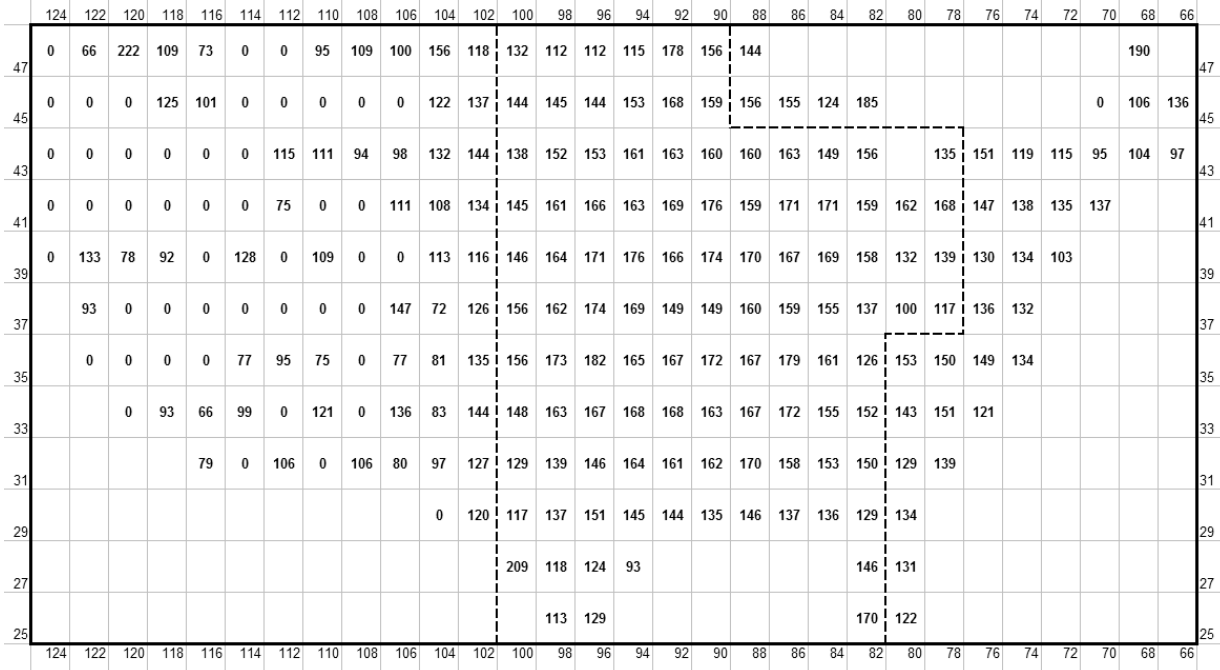


Figure 5-9. Upper Limit (95 Percent) on the Expected Maximum Tornado Wind Speeds with a 10^{-5} yr⁻¹ Probability of Occurrence by 2° Boxes

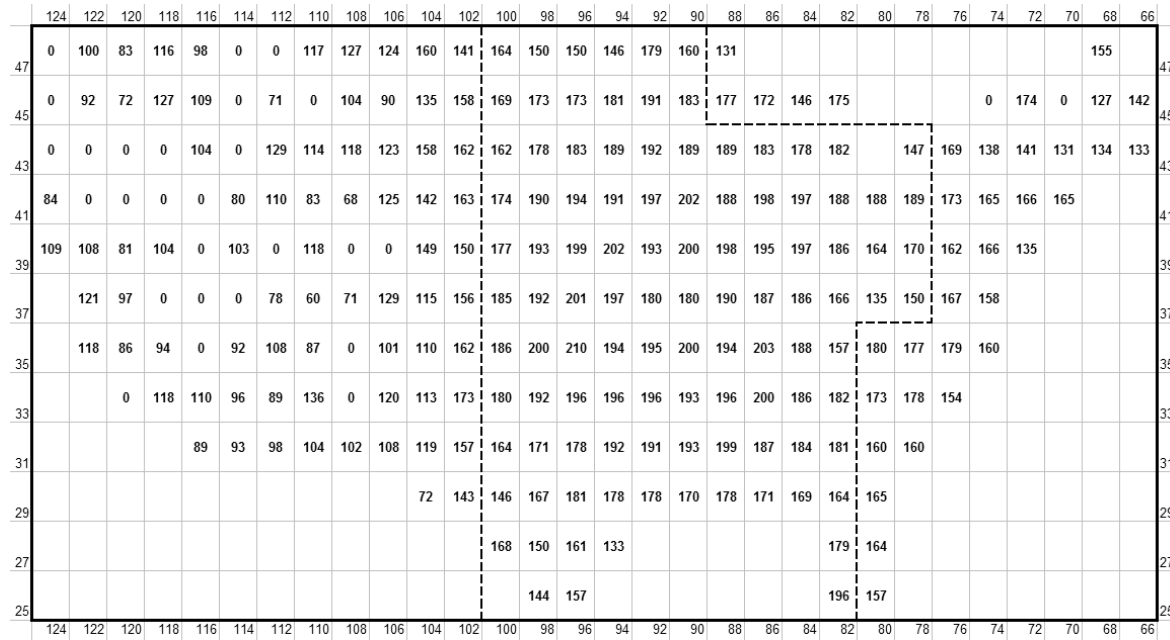


Figure 5-10. Expected Maximum Tornado Wind Speeds with a 10^{-6} yr⁻¹ Probability of Occurrence by 2° Boxes

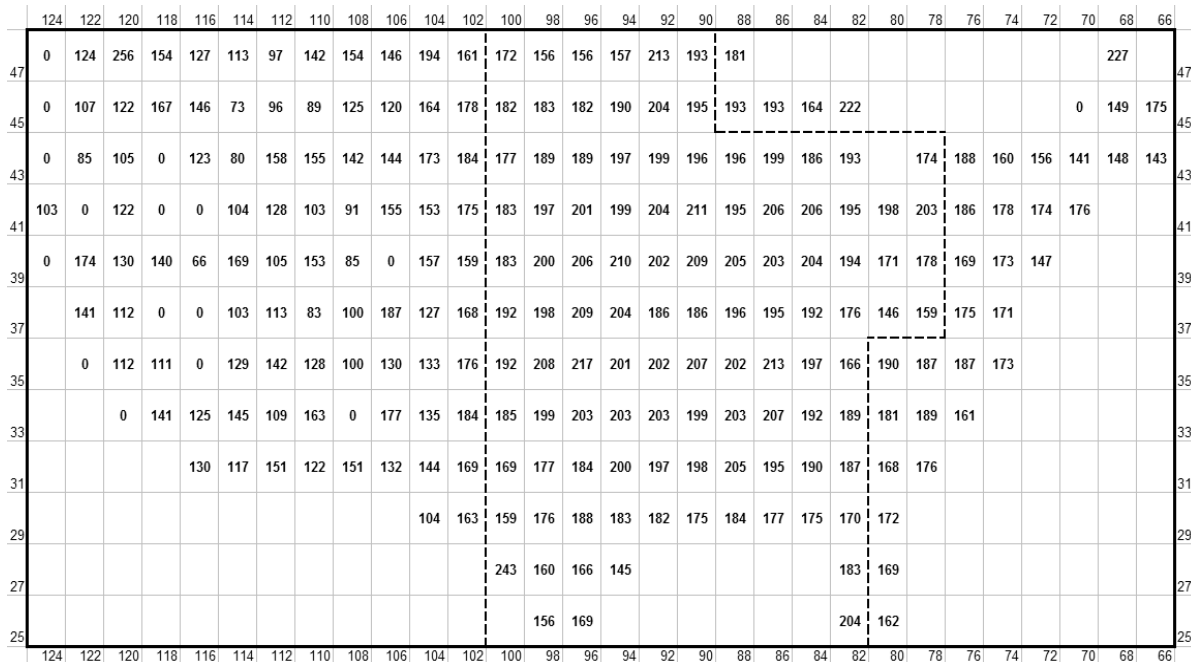


Figure 5-11. Upper Limit (95 Percent) on the Expected Maximum Tornado Wind Speeds with a 10^{-6} yr⁻¹ Probability of Occurrence by 2° Boxes

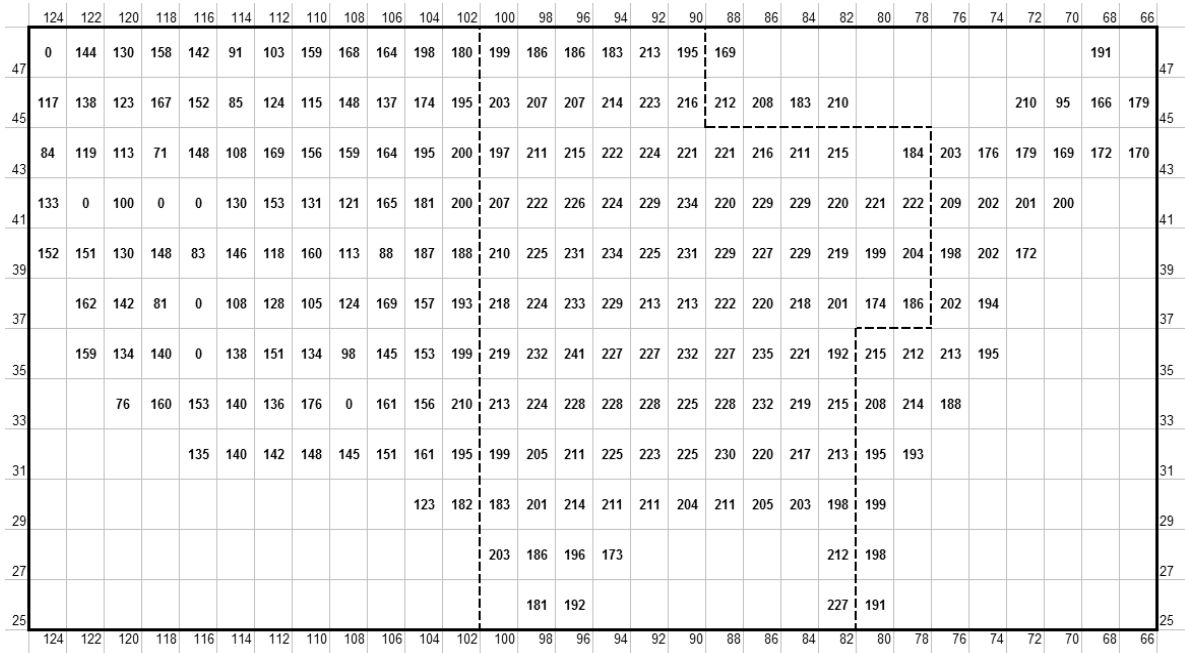


Figure 5-12. Expected Maximum Tornado Wind Speeds with a 10^{-7} yr^{-1} Probability of Occurrence by 2° Boxes

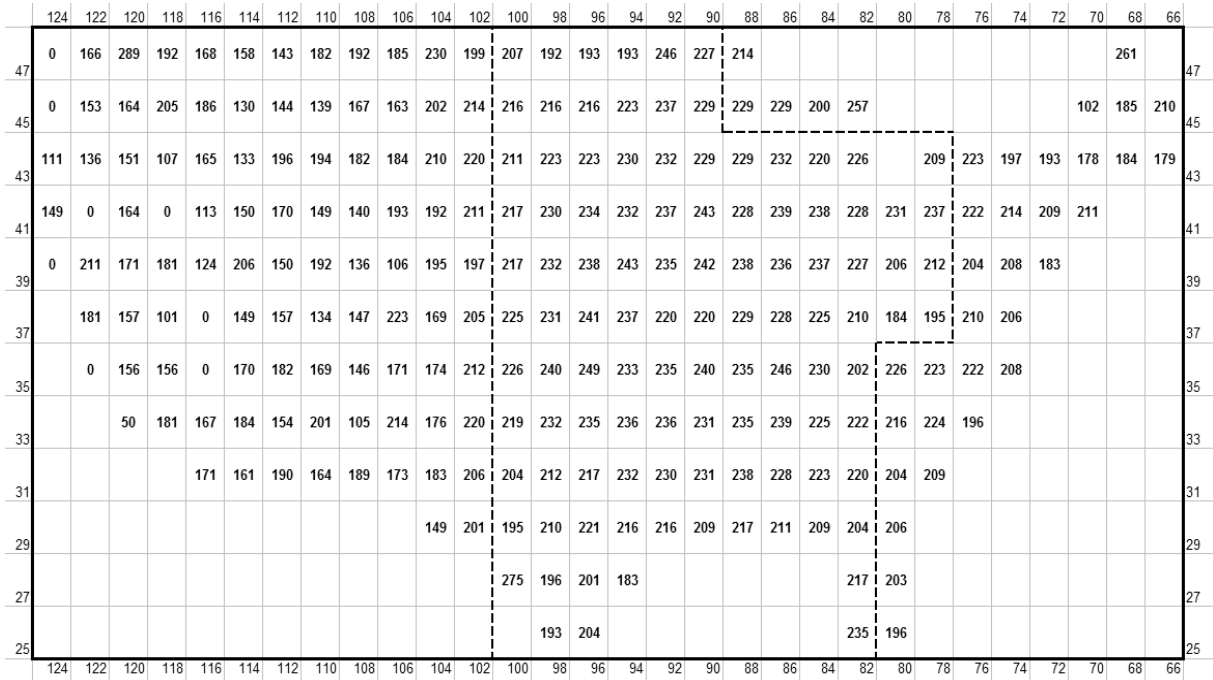


Figure 5-13. Upper Limit (95 Percent) on the Expected Maximum Tornado Wind Speeds with a 10^{-7} yr^{-1} Probability of Occurrence by 2° Boxes

Figure 5-14 shows the distribution of tornadoes by 4° boxes. The design wind speeds for the 4° boxes are shown in Figures 5-15 through 5-20. Figures 5-15 and 5-16 show the expected and upper bound wind speeds, respectively, for the 10⁻⁵ yr⁻¹ probability level. Figures 5-17 and 5-18 show the wind speeds for the 10⁻⁶ yr⁻¹ probability level, and Figures 5-19 and 5-20 show the wind speeds for the 10⁻⁷ yr⁻¹ probability level.

	122	118	114	110	106	102	98	94	90	86	82	78	74	70	66	
45	57	39	39	80	136	304	882	818	349	134	46			4	33	45
41	24	16	71	120	142	871	1043	1831	1757	1149	1069	277	288	456	26	41
37	35	78	27	71	41	1399	2047	2233	1398	1829	1243	481	816	25		37
33	1	96	96	117	53	824	2545	2745	1733	1714	972	969	455			33
29			19	41	38	435	1181	2357	1910	1431	1262	411				29
25							160	418			584	1039				25
	122	118	114	110	106	102	98	94	90	86	82	78	74	70	66	

Figure 5-14. Number of Tornado Events in the United States From 1950 through August 2003 by 4° Boxes

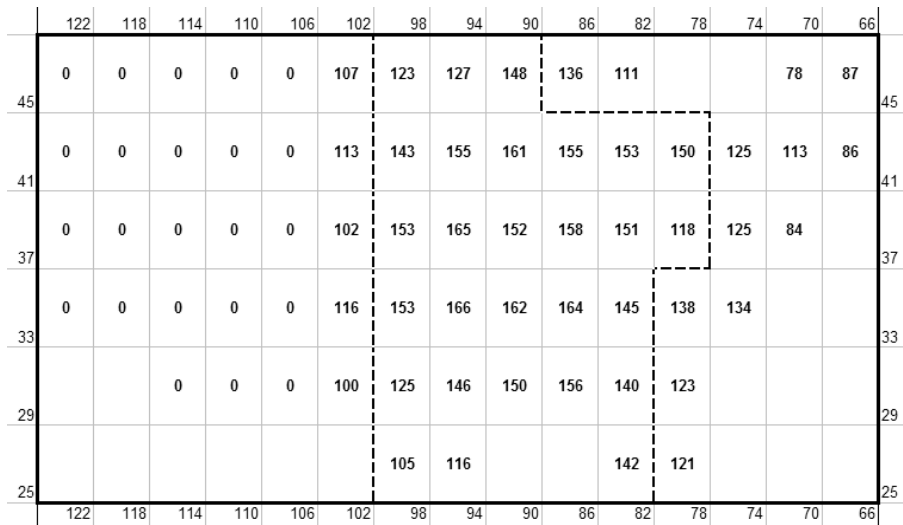


Figure 5-15. Expected Maximum Tornado Wind Speeds with a 10^{-5} yr⁻¹ Probability of Occurrence by 4° Boxes

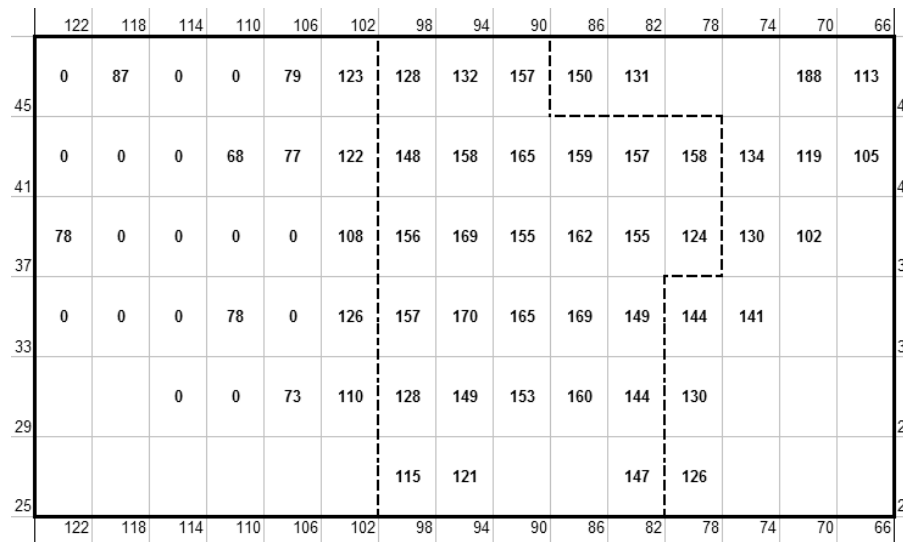


Figure 5-16. Upper Limit (95 Percent) on the Expected Maximum Tornado Wind Speeds with a 10^{-5} yr⁻¹ Probability of Occurrence by 4° Boxes

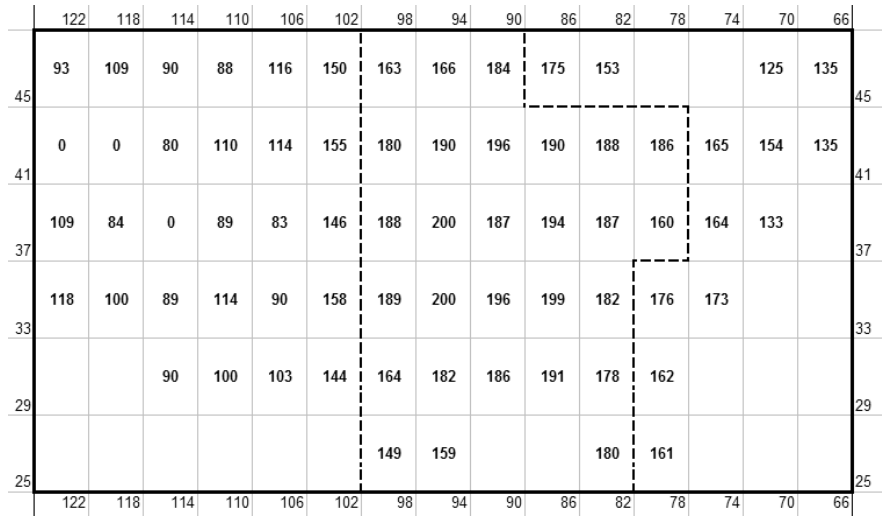


Figure 5-17. Expected Maximum Tornado Wind Speeds with a 10^{-6} yr⁻¹ Probability of Occurrence by 4° Boxes

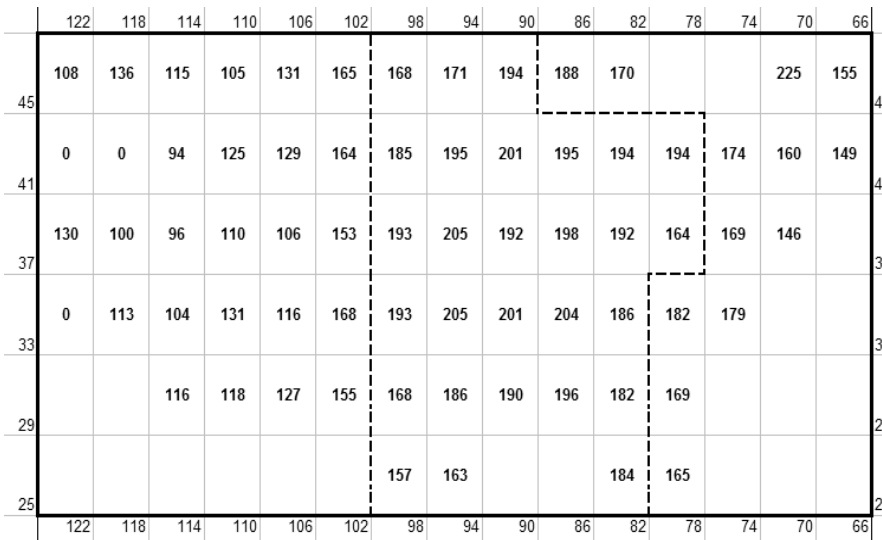


Figure 5-18. Upper Limit (95 Percent) on the Expected Maximum Tornado Wind Speeds with a 10^{-6} yr⁻¹ Probability of Occurrence by 4° Boxes

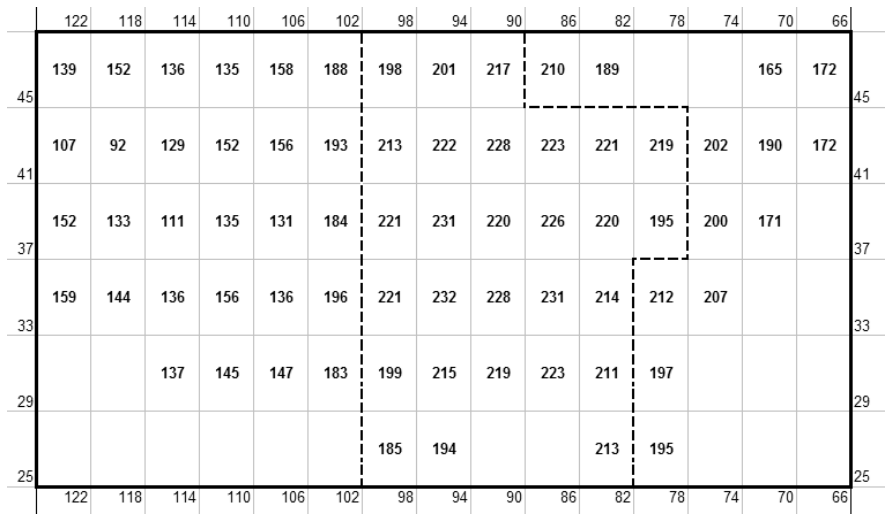


Figure 5-19. Expected Maximum Tornado Wind Speeds with a 10^{-7} yr⁻¹ Probability of Occurrence by 4° Boxes

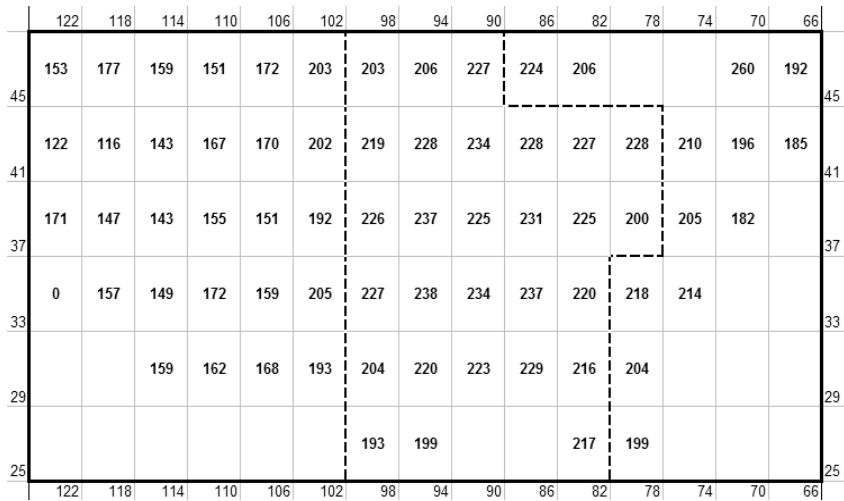


Figure 5-20. Upper Limit (95 Percent) on the Expected Maximum Tornado Wind Speeds with a 10^{-7} yr⁻¹ Probability of Occurrence by 4° Boxes

6.0 Comparison of Results

Chapter 6 of NUREG/CR-4461, Rev. 1, compared the wind speed estimates generated by the methodology used in this study assuming the original Fujita Scale relating tornado damage to wind speeds with speeds estimated in the initial version of NUREG/CR-4461 (Ramsdell and Andrews 1986) and in a study for the U.S. Department of Energy (Boissonnade et al. 2000). The methods used in the analysis in NUREG/CR-4461, Rev. 1, gave maximum wind speed estimates that tended to be about 20 mph lower than the estimates of either of the other two analyses.

This chapter presents a comparison of wind speeds estimated using the methodology of NUREG/CR-4461, Rev. 1, assuming the Enhanced Fujita Scale with wind speeds estimated using the same methodology assuming the original Fujita Scale. Wind speed estimates for 10^{-5} , 10^{-6} , and 10^{-7} yr⁻¹ probability striking a building with a 200-ft characteristic dimension are compared.

Table 6-1 lists the wind speeds estimated for 73 nuclear power plant site in the United States. The expected wind speeds for each of the locations have been extracted from the tables in Appendices A in NUREG/CR-4461, Rev. 1, and in this report. Blanks in the table indicate that the wind speed at the given probability level would have been less than 65 mph. Figure 6-1 compares the 10^{-7} yr⁻¹ probability level wind speeds graphically. The numbers shown in the figure are the index number for the site listed in the first column of Table 6-1.

Table 6-2 lists wind speeds estimated for representative cities throughout the United States. The expected wind speeds for each of the locations have been extracted from the tables in Appendices A in NUREG/CR-4461, Rev. 1, and in this report. Blanks in the table indicate that the wind speed at the given probability level would have been less than 65 mph. Figure 6-2 compares the 10^{-7} yr⁻¹ probability level wind speeds graphically. The numbers shown in the figure are the index number for the city listed in the first column of Table 6-2.

Both figures indicate the high correlation between wind speeds estimated using the Enhanced Fujita Scale and those estimated using the original Fujita Scale that would be expected.

Table 6-1. Tornado Wind Speed Estimates for United States Nuclear Power Plant Sites

Index	Power Plant	Fujita Scale			Enhanced Fujita Scale		
		1E-05	1E-06	1E-07	1E-05	1E-06	1E-07
1	Arkansas Nuclear	198	250	297	160	195	227
2	Beaver Valley	141	203	256	124	164	199
3	Big Rock Point	108	175	229	103	146	183
4	Braidwood	185	240	288	152	188	220
5	Browns Ferry	206	257	303	166	200	232
6	Brunswick	166	221	270	140	178	214
7	Byron	185	240	288	152	188	220
8	Callaway	171	228	278	143	180	213
9	Calvert Cliffs	147	205	256	128	167	202
10	Catawba	168	223	271	142	180	215
11	Clinton	202	254	300	163	198	229
12	Columbia Generating Station	59	143	210	78	127	167
13	Comanche Peak	168	225	275	141	178	211
14	Cooper	209	260	306	168	202	234
15	Crystal River	167	227	278	141	179	212
16	D. C. Cook	202	254	301	163	198	229
17	Davis-Besse	185	240	288	152	188	220
18	Diablo Canyon		74	153		86	134
19	Dresden	185	240	288	152	188	220
20	Duane Arnold	209	260	306	168	202	234
21	Edwin I. Hatch	172	228	278	143	181	213
22	Fermi	185	240	288	152	188	220
23	Fort Calhoun	196	249	296	159	194	226
24	Ginna	150	208	259	130	169	203
25	Grand Gulf	194	247	295	158	193	225
26	H. B. Robinson	158	214	264	135	173	208
27	Haddam Neck	146	204	255	127	166	201
28	Hope Creek	146	205	256	127	166	202
29	Indian Point	146	204	255	127	166	201
30	James A. Fitzpatrick	150	208	259	130	169	203
31	Joseph M. Farley	179	234	283	148	184	217
32	Kewaunee	177	232	280	146	183	216
33	La Salle County	185	240	288	152	188	220
34	LaCrosse	186	240	289	153	189	221
35	Limerick	146	205	256	127	166	202
36	Maine Yankee	79	156	214	85	134	172
37	McGuire	168	223	271	142	180	215
38	Millstone	146	204	255	126	165	200
39	Monticello	190	242	289	155	191	223
40	Nine Mile Point	150	208	259	130	169	203
41	North Anna	147	205	256	128	167	202
42	Oconee	175	230	280	145	182	215
43	Oyster Creek	146	205	256	127	166	202
44	Palisades	202	254	301	163	198	229
45	Palo Verde		80	158		89	136

Table 6-1. (contd)

Index	Power Plant	Fujita Scale			Enhanced Fujita Scale		
		1E-05	1E-06	1E-07	1E-05	1E-06	1E-07
46	Peach Bottom	139	199	250	123	162	198
47	Perry	186	240	288	153	188	221
48	Pilgrim	143	203	254	126	165	200
49	Point Beach	177	232	280	146	183	216
50	Prairie Island	192	245	293	156	192	224
51	Quad-Cities	209	260	306	168	202	234
52	Rancho Seco		93	168		97	142
53	River Bend	152	213	265	131	170	204
54	Salem	146	205	256	127	166	202
55	San Onofre		113	185		110	153
56	Seabrook	143	203	254	126	165	200
57	Sequoyah	186	239	287	154	188	221
58	Shearon Harris	163	219	268	138	177	212
59	South Texas Project	132	198	253	118	161	196
60	St. Lucie	142	203	255	126	164	198
61	Summer	158	214	264	135	173	208
62	Surry	147	205	256	128	167	202
63	Susquehanna	157	213	262	134	173	209
64	Three Mile Island	139	199	250	123	162	198
65	Trojan		84	161		92	138
66	Turkey Point	128	191	245	116	157	191
67	Vermont Yankee	146	204	255	127	166	201
68	Vogle	158	214	264	135	173	208
69	Waterford	152	213	265	131	170	204
70	Watts Bar	186	239	287	152	188	221
71	Wolf Creek	208	259	305	167	201	233
72	Yankee-Rowe	146	204	255	127	166	201
73	Zion	202	254	301	163	198	229

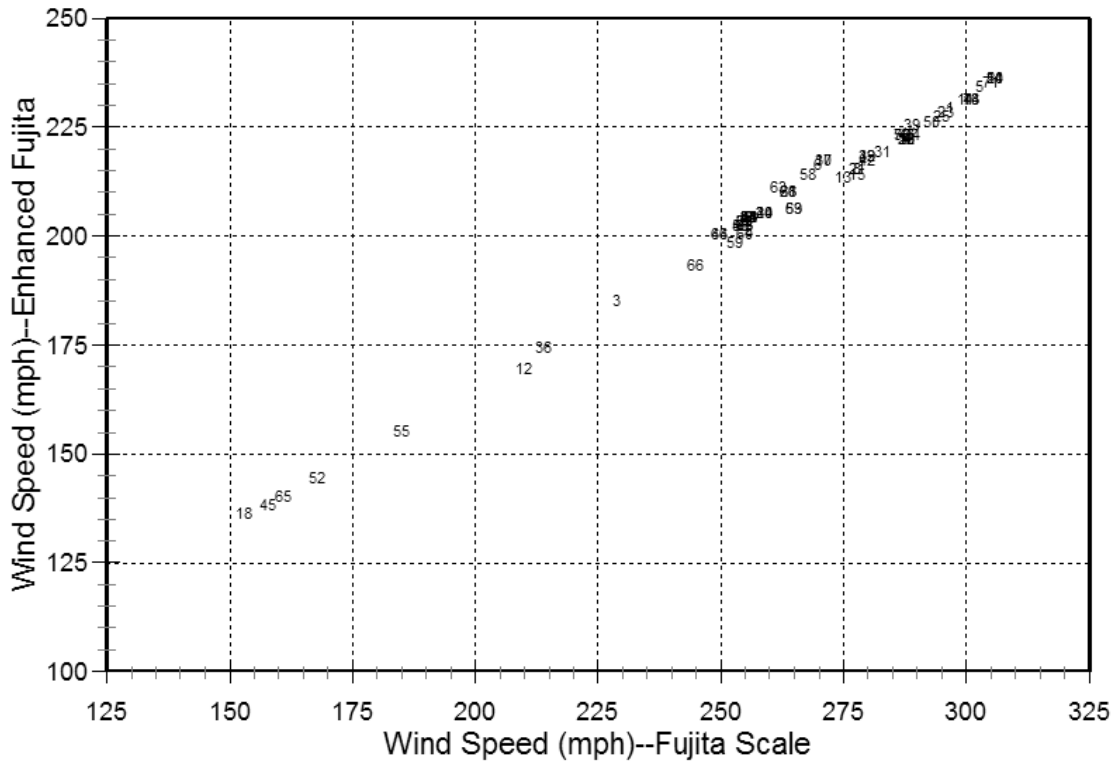


Figure 6-1. Comparison of 10^{-7} yr⁻¹ Probability Level Wind Speeds Estimated for United States Nuclear Power Plant Sites

Table 6-2. Tornado Wind Speed Estimates for Representative Cities in the United States

Index	City	State	Fujita Scale			Enhance Fujita Scale		
			1E-05	1E-06	1E-07	1E-05	1E-06	1E-07
1	Albuquerque	New Mexico		99	173		101	145
2	Atlanta	Georgia	182	237	285	150	186	219
3	Baton Rouge	Louisiana	152	213	265	131	170	204
4	Birmingham	Alabama	206	257	303	166	200	232
5	Bismark	North Dakota	152	211	263	130	169	203
6	Boise	Idaho		103	177		104	148
7	Boston	Massachusetts	143	203	254	126	165	200
8	Burlington	Vermont	99	168	223	97	141	179
9	Charleston	West Virginia	76	158	219	83	135	174
10	Cheyenne	Wyoming	92	167	233	97	142	181
11	Chicago	Illinois	202	254	301	163	198	229
12	Cleveland	Ohio	186	240	288	153	188	221
13	Columbia	South Carolina	158	214	264	135	173	208
14	Columbus	Ohio	182	237	285	150	186	219
15	Dallas	Texas	168	225	275	141	178	211
16	Denver	Colorado	107	179	244	106	149	187
17	Des Moines	Iowa	201	253	300	162	197	229
18	El Paso	Texas		110	182		108	151
19	Grand Rapids	Michigan	201	253	300	163	197	229
20	Helena	Montana		48	136		71	124
21	Houston	Texas	166	225	275	140	178	211
22	Indianapolis	Indiana	197	249	296	159	195	227
23	Jackson	Mississippi	194	247	295	158	193	225
24	Jacksonville	Florida	144	205	256	127	165	199
25	Kansas City	Kansas	209	260	306	168	202	234
26	Knoxville	Tennessee	128	193	247	115	157	192
27	Las Vegas	Nevada		86	161		92	138
28	Little Rock	Arkansas	200	251	298	161	196	228
29	Los Angeles	California		128	197		118	160
30	Louisville	Kentucky	181	236	285	150	186	218
31	Madison	Wisconsin	187	242	290	153	189	221
32	Memphis	Tennessee	196	249	296	159	194	227
33	Miami	Florida	128	191	245	116	157	191
34	Minneapolis	Minnesota	192	245	293	156	192	224
35	Mobile	Alabama	166	224	275	140	178	211
36	Nashville	Tennessee	210	260	305	169	203	235
37	New York	New York	81	157	216	86	135	172
38	Norfolk	Virginia	167	222	271	141	179	213
39	Oklahoma City	Oklahoma	221	271	316	176	210	241
40	Omaha	Nebraska	191	244	292	156	191	224
41	Phoenix	Arizona		80	158		89	136
42	Pierre	South Dakota	138	200	253	122	162	197
43	Pittsburgh	Pennsylvania	141	203	256	124	164	199
44	Portland	Maine	72	151	210	81	131	169
45	Portland	Oregon		84	161		92	138
46	Raleigh	North Carolina	163	219	268	138	177	212
47	Rochester	New York	150	208	259	130	169	203
48	Salt Lake City	Utah	41	129	197	65	118	160

Table 6-2. (contd)

Index	City	State	Fujita Scale			Enhance Fujita Scale		
			1E-05	1E-06	1E-07	1E-05	1E-06	1E-07
49	San Antonio	Texas	148	208	259	128	167	201
50	San Diego	California		81	157		89	135
51	San Francisco	California	43	132	201	67	121	162
52	Seattle	Washington		98	172		100	144
53	Spokane	Washington		94	168		98	142
54	St Louis	Missouri	171	228	278	143	180	213
55	Tallahassee	Florida	150	211	264	130	169	203
56	Tampa	Florida	167	227	278	141	179	212
57	Tulsa	Oklahoma	196	249	296	159	194	227
58	Washington	D.C.	147	205	256	128	167	202
59	Wichita	Kansas	208	259	305	167	201	233

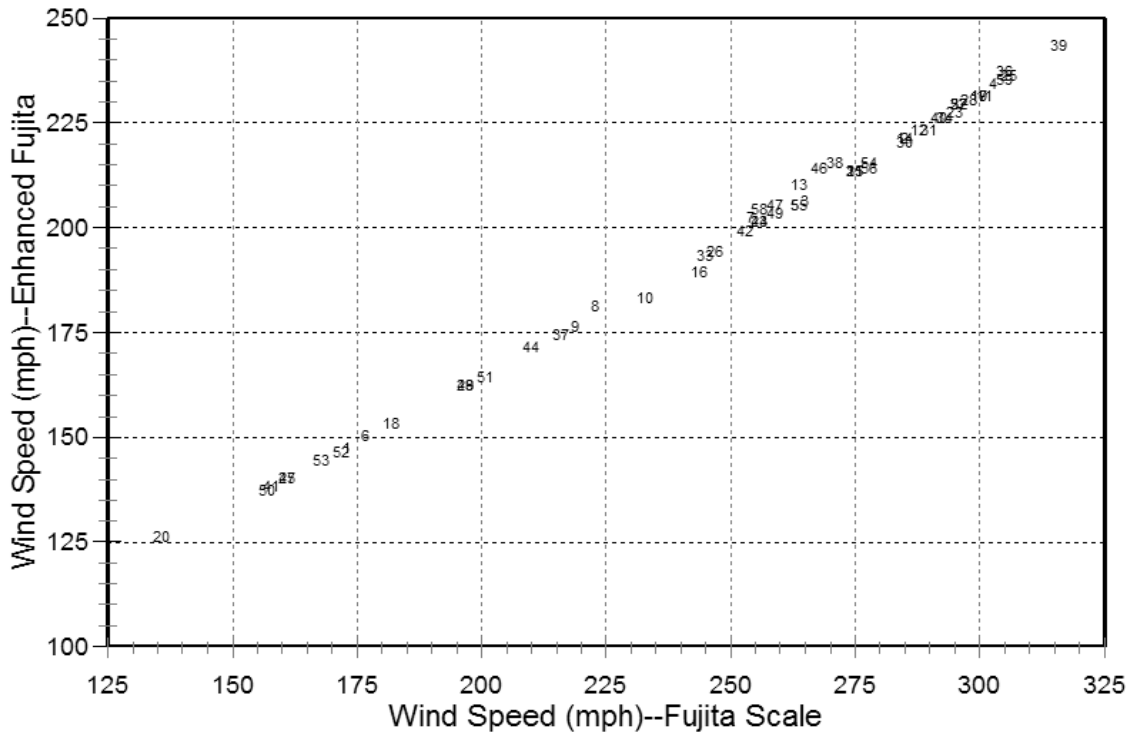


Figure 6-2. Comparison of 10^{-7} yr^{-1} Probability Level Wind Speeds Estimated for Representative Cities in United States

7.0 Uncertainty

This chapter addresses uncertainties associated with estimation of tornado strike probabilities and wind speeds. Many of the uncertainties arise from the subjective nature of determination of such fundamental characteristics as the length, width, and intensity of individual tornadoes. Other uncertainties arise from the models used to describe the tornado footprint and the probability distributions for the areas, lengths, and wind speeds of tornadoes.

7.1 Tornado Footprint Model

The basic model of a tornado footprint is a rectangle characterized by the width and length of the tornado path. Within the rectangle that defines the footprint, there are smaller rectangles associated with various wind speed thresholds. It is unlikely that any footprint is truly rectangular. However, the information in the NCDC tornado database does not support a more complex footprint model. Segmentation of tornadoes on the basis of changes in direction of motion since 1996 provides for improved representation of tornado footprints. Nevertheless, a rectangular footprint is still assumed for each segment.

The area of each segment is estimated by the product of the segment length and width. Most likely, the typical tornado footprint is narrow on the ends and widest at some point in the middle; the area of the footprint thus will be correct only if the average width of the tornado is used in calculation of the area. Average footprints were recorded for tornadoes prior to 1994. Since then, the maximum tornado width has been recorded. As a result, the tornado footprint model will lead to overestimates of the average tornado event area and, therefore, to overestimates of strike probabilities for point structures.

The analysis presented in this report accounts for the variation of wind speeds within the rectangle, but it does not account for possible deviations of actual tornado footprint shapes from the assumed rectangular shape. Accounting for the variation of wind speed within the footprint in the current analysis represents an advance over the assumptions used in the analysis in the initial version of NUREG/CR-4461.

7.2 Length, Width, and Area

The fundamental characteristics of tornadoes are generally assessed after the fact from damage caused by the tornado. The damage depends on the intensity of the tornado and the nature of the surface where the tornado occurs. General guidelines existed for assessing the damage, but, ultimately, the characterization is subjective. It is necessary to distinguish the area damaged by the tornado from the area covered by debris scattered by the tornado.

The Enhanced Fujita Scale (TTU 2006) includes far more comprehensive guidelines for evaluation of tornado intensities. However, those guidelines were not used to estimate the intensities of tornadoes listed in the tornado database used as a basis for the analysis in this report.

Resolution of reported tornado lengths and widths in the NCDC database is sufficient to ensure that resolution of the lengths and widths is not a significant source of uncertainty. Both tornado length and width tend to increase with increasing tornado intensity. It is likely that the more intense the tornado, the better the estimates of tornado dimensions. Less than 17 percent of the total footprint area in the contiguous United States during the study period was associated with F0 and F1 tornadoes. As a result, it seems unlikely that potential errors associated with estimation of the lengths and widths of these tornadoes would significantly affect the estimation of strike probabilities for point structures. The evaluation of the effect of the unreported F0 tornadoes discussed in Section 3.1 supports the conclusion that uncertainty in the lengths and widths (areas) of F0 and F1 tornadoes is unlikely to be a significant source of uncertainty in the strike probabilities for point structures. Given the typical dimensions of F2, F3, F4, and F5 tornadoes, it seems unlikely that uncertainties in reported lengths and widths would result in a factor-of-2 uncertainty in the total footprint area or point-structure strike probabilities.

The life-line term used to account for finite structure size on strike probabilities depends on tornado length and a characteristic dimension for the structure. Of the fundamental tornado characteristics, the tornado length is likely to be the characteristic that can be estimated most accurately if it assumed that absolute errors in the estimation of length and width are about equal. Consequently, the uncertainty in the life-line term associated with uncertainty in the expected tornado length is likely to be less than the uncertainty in the point-structure strike probability. The characteristic structure dimension assumed in this analysis is 200 ft. This assumption will lead to under- or overestimates of the life-line term for structures that have larger or smaller characteristic dimensions. For structures that have larger characteristic dimensions, finite-structure corrections should be larger than those presented in the appendices, and for structures that have smaller characteristic dimensions, the finite-structure corrections should be smaller.

No effort has been made to make more quantitative estimates of the uncertainties in the reported tornado lengths and widths than those presented above or to account for these uncertainties in assessing expected values or confidence intervals. The results of the analyses presented in the appendices contain sufficient information to adjust the finite-structure corrections for differences in characteristic structure dimensions. The finite-structure strike probabilities may be scaled up or down for larger or smaller structures by multiplying the strike probabilities by the ratio of the characteristic dimension for the new building to the assumed characteristic dimension (200 ft).

7.3 F Scale

Classification of tornado intensities is subjective. It depends on assessment of damage to vegetation and structures, and in turn, the extent of the damage depends on the types of vegetation present and the types of construction of structures. As a result, it is likely that there are errors in the F Scales assigned to tornadoes in the NCDC database. Twisdale et al. (1978) and Twisdale and Dunn (1981) present information that may be used to compensate for potential classification errors. This information is included in Reinhold and Ellingwood (1982).

Summarized tornado area and length statistics were adjusted to account for potential errors in assigned F Scales using the information presented by and Twisdale et al. (1978) and Twisdale and Dunn (1981). The total area and length of tornado footprints were calculated following adjustment and compared with the statistic calculated without the adjustment. Table 7-1 shows the changes in dimensions. The increase in area is significant; the change in length may not be. In any case, compensation for potential classification errors using tornado statistics does not conserve the total dimensions.

Table 7-1. Changes in Tornado Impact Statistics Associated with Compensation for Potential Classification Errors

	Unmodified NCDC Tornado Data	With Compensation for Potential Classification Errors	
		Twisdale et al. (1978)	Twisdale and Dunn (1981)
Total Area (mi ²)	30398	44806	36235
Total Length (mi)	198750	197013	199975

A second effect of adjustment to account for potential classification errors is a large increase in the total area and length of the portion of tornado paths associated with F4 and F5 intensities. The adjustment using information presented by Twisdale et al. (1978) results in an increase in area with F4 and F5 intensity by 20 percent and in length by 7 percent. Using the information from Twisdale and Dunn (1981), the increases in area and length were about 65 percent and 70 percent, respectively. When area and length associated with F5 tornadoes are considered, the increases are more pronounced. Using the information from Twisdale et al. increases the area by about 50 percent and the length by about 30 percent. The information from Twisdale and Dunn increases the area by more than a factor of 2 and the length by more than a factor of 3. Changing to the Enhanced Fujita Scale will not affect this conclusion.

Considering 1) that the compensation matrices do not conserve total area or length when applied to tornado statistics and 2) that the matrices significantly increase the area and length associated with the highest wind speeds, no adjustment of tornado statistics for potential classification errors has been made in this update.

7.4 Association of Wind Speeds with F Scales

Even prior to the forum convened by Texas Tech University, it was suggested that the wind speeds associated with the Fujita F Scales were too high (e.g., Twisdale et al. 1978). Although Reinhold and Ellingwood (1982) use the Fujita wind speeds, they indicate that the speeds, particularly for stronger tornadoes, are likely to be too high. Wind speed ranges suggested by Twisdale et al. (1978) for F0 through F5 tornadoes are listed in Table 7-2. Experts evaluating these relationships for a Monte-Carlo tornado model being prepared at the Lawrence Livermore National Laboratory (LLNL) (Boissonade et al. 2000) assigned weights to the Fujita, Twisdale-Uniform, Twisdale-Linear relationships of 0.6, 0.078, and 0.322, respectively. This indicates that experts in the field still tended to favor the Fujita relationships. The panel also proposed its own relationship, shown in the next-to-last column of Table 7-2. This was done to account for F Scale classification errors. The relationships were compared graphically in Figure 7-1 of NUREG/CR-4461, Rev. 1 using curves based for the entire contiguous United States.

Table 7-2 and Figure 7.1 of NUREG/CR-4461, Rev. 1, have been expanded to include the wind speeds of the Enhanced Fujita Scale (TTU 2006). The Enhanced Fujita Scale wind speed probability curve is similar to the curves for the Twisdale linear relationship and the relationship proposed by the LLNL panel of experts.

Table 7-2. Tornado F Scale Intensity Wind Speed Relationships

Intensity	Description	Fujita Scale (mph)	Twisdale- Uniform (mph)	Twisdale- Linear (mph)	Expert Panel (mph)	TTU Forum (mph)
F0	Light damage	40 to 72	40 to 65	40 to 73	40 to 75	65 to 85
F1	Moderate damage	73 to 112	65 to 96	73 to 103	75 to 105	86 to 110
F2	Considerable damage	113 to 157	96 to 114	103 to 135	105 to 135	111 to 135
F3	Severe damage	158 to 206	114 to 139	135 to 168	135 to 170	136 to 165
F4	Devastating damage	207 to 260	139 to 181	168 to 209	170 to 215	166 to 200
F5	Incredible damage	261 to 318	181 to 236	209 to 277	215 to 270	>200

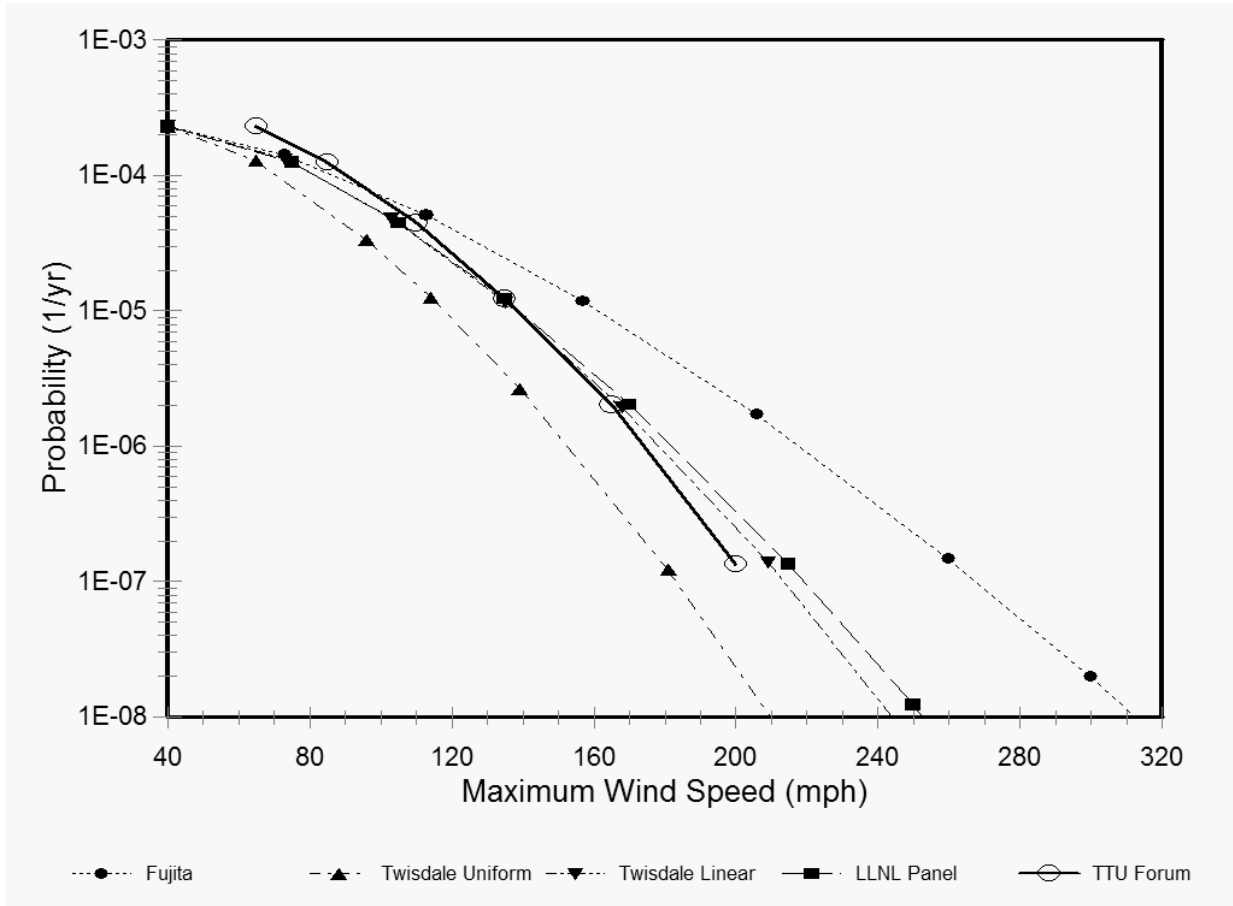


Figure 7-1. Comparison Tornado Maximum Wind Speed Probability Estimates Resulting from Use of Five Relationships Between F Scale and Wind Speed

7.5 Natural Variation in Tornado Dimensions

The previous sections in this chapter deal with uncertainty associated with estimates of tornado dimensions. This section deals with uncertainty in the estimates of the expected area and length of tornadoes associated with the natural variability of tornado dimensions and the finite sample size used to estimate the expected values. This uncertainty is treated explicitly in these analyses by assuming that tornado path length and area have lognormal distribution. The details of estimation of the confidence intervals for the expected values for lognormal distributions are described in Section 2.2.

8.0 Recommendations

Information presented in Chapters 2.0, 5.0, and 6.0 is based on analysis of the tornado data using procedures described in Chapters 3.0 and 4.0. This chapter presents recommended tornado design characteristics for use in those instances where detailed analysis is not warranted. The recommendations are based on the results of the 2° box calculations.

The 2° box design wind speeds based on expected values show a good deal of spatial variation, particularly in the western United States. A nine-point low-pass filter was used to smooth out some of this variation. In the filter, the wind speed in each box surrounded by boxes with calculated speeds was replaced by a weighted-average of the expected speeds for the box and eight adjacent boxes. The original speed for the box was given a weight of 8 and a weight of 1 was given to the speeds in each of the other boxes. The resulting speeds are shown in Figures 8-1 through 8-3. The speeds shown in boxes along the borders are the original speed estimates.

Each of the figures is divided into three regions, numbered 1 through 3, as indicated by shading, and a design wind speed is suggested for each region. The suggested speed is based on the spatially averaged speeds in the region. However, other factors, such as number of reported tornadoes and population densities, have been considered in selecting the speeds and drawing the boundaries between regions. Table 8-1 lists the tornado design wind speeds for each region.

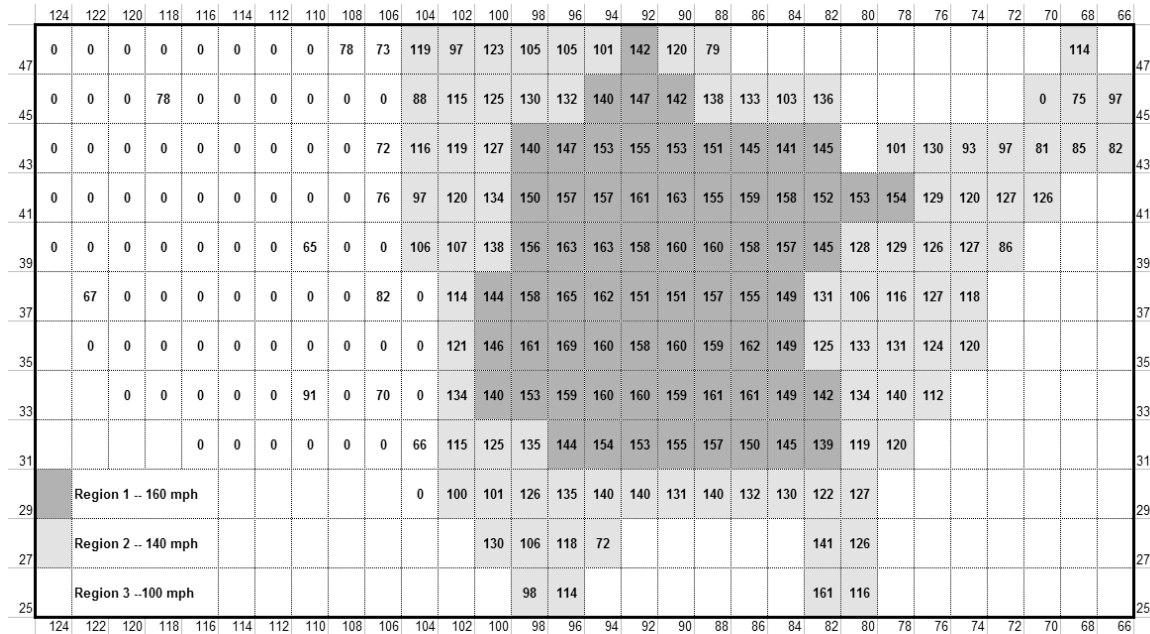


Figure 8-1. Recommended Tornado Design Wind Speeds for the 10⁻⁵ yr⁻¹ Probability Level

	124	122	120	118	116	114	112	110	108	106	104	102	100	98	96	94	92	90	88	86	84	82	80	78	76	74	72	70	68	66				
47	0	100	83	116	98	0	0	117	127	124	160	141	164	150	150	146	179	160	131											155				
45	0	92	72	127	109	0	71	0	104	111	137	157	165	170	171	178	184	180	177	172	146	175						0	127	142				
43	0	0	0	0	104	0	129	114	118	120	148	160	166	178	183	188	191	189	188	182	179	182		147	169	138	141	131	134	133				
41	84	0	0	0	0	80	110	83	68	125	142	161	173	186	192	192	196	198	191	194	193	188	188	189	168	161	166	165						
39	109	108	81	104	0	103	0	118	0	0	149	154	176	191	197	198	193	196	195	194	192	182	168	168	165	166	135							
37		121	97	0	0	0	78	0	71	129	115	155	181	193	200	197	188	187	192	190	185	170	152	158	166	158								
35		118	86	94	0	92	108	87	0	101	122	157	183	196	203	195	194	195	194	197	186	166	172	171	161	160								
33			0	118	110	96	95	136	0	120	122	161	178	189	194	195	195	194	196	196	186	179	172	178	154									
31					89	93	98	104	102	108	119	148	165	173	181	189	189	190	193	186	182	177	160	160										
29		Region 1 -- 200 mph											72	143	146	166	174	178	178	170	178	171	169	164	165									
27		Region 2 -- 170 mph													168	150	161	133							179	164								
25		Region 3 -- 130 mph														144	157								196	157								

Figure 8-2. Recommended Tornado Design Wind Speeds for the 10^{-6} yr⁻¹ Probability Level

	124	122	120	118	116	114	112	110	108	106	104	102	100	98	96	94	92	90	88	86	84	82	80	78	76	74	72	70	68	66			
47	0	144	130	158	142	91	103	159	168	164	198	180	199	186	186	183	213	195	169											191			
45	117	138	127	148	137	107	124	132	150	154	177	194	200	204	205	212	217	213	212	208	183	210						95	166	179			
43	84	119	113	71	148	114	147	148	151	162	186	197	201	211	216	221	223	222	220	215	212	215		184	203	176	179	169	172	170			
41	133	0	100	0	0	123	146	137	132	158	177	198	207	219	225	225	228	230	223	226	225	220	221	222	204	197	201	200					
39	152	151	130	148	83	146	125	142	123	120	177	191	210	223	229	230	225	227	227	226	225	215	202	203	200	202	172						
37		162	142	81	0	108	130	117	125	151	161	192	215	225	232	229	220	219	224	223	218	205	189	194	201	194							
35		159	134	140	0	138	142	124	112	136	163	194	217	229	235	228	226	227	226	229	219	200	208	206	193	195							
33			76	160	153	140	141	148	72	144	164	198	212	221	226	227	227	226	228	228	219	213	207	214	188								
31					135	140	142	148	145	151	161	187	200	207	214	222	221	223	224	219	215	210	195	193									
29		Region 1 -- 230 mph											123	182	183	200	208	211	211	204	211	205	203	198	199								
27		Region 2 -- 200 mph													203	186	196	173							212	198							
25		Region 3 -- 160 mph														181	192								227	191							

Figure 8-3. Recommended Tornado Design Wind Speeds for the 10^{-7} yr⁻¹ Probability Level

Table 8-1. Recommended Tornado Design Wind Speeds

Design Probability (yr⁻¹)	Wind Speed (mph)		
	Region 1	Region 2	Region 3
1.0 x 10 ⁻⁵	160	140	100
1.0 x 10 ⁻⁶	200	170	130
1.0 x 10 ⁻⁷	230	200	160

9.0 References

- Boissonnade, A., Q. Hossain, J. Kimball, R. Mensing, and J. Savy. 2000. *Development of a Probabilistic Tornado Hazard Model for the Continental United States Volume I: Main Report*. UCRL-ID-140922-Vol-1, Lawrence Livermore National Laboratory, Livermore, California.
- Fujita, T. T. 1971. "A Proposed Characterization of Tornadoes and Hurricanes by Area and Intensity." Research Paper No. 91, Satellite and Mesometeorology Research Project, University of Chicago, Chicago, Illinois.
- Fujita, T. T. 1978. *Workbook of Tornadoes and High Winds for Engineering Applications*. Research Paper No. 165, Satellite and Mesometeorology Research Project, University of Chicago, Chicago, Illinois.
- Garson, R. C., J. M. Catalan, and C. A. Cornell. 1975. "Tornado Design Winds Based on Risk." *Journal of the Structural Division, Proceedings of the American Society of Civil Engineers* 101, ST9:1883-1897.
- Johnson, N. L., S. Kotz, and N. Balakrishnan. 1994. *Continuous Univariate Distributions, Volume 1*. 2nd ed. John Wiley and Sons, Inc., New York.
- Markee, E. H., Jr., J. G. Beckerley, and K. E. Sanders. 1974. *Technical Basis for Interim Regional Tornado Criteria*. WASH-1300, U.S. Atomic Energy Commission, Washington, D.C.
- National Climatic Data Center (NCDC). 2004. "The Fujita Tornado Scale" at <http://www.ncdc.noaa.gov/oa/satellite/satelliteseye/educational/fujita>. Accessed February 25, 2004.
- National Oceanographic and Atmospheric Administration (NOAA). 2006. "NOAA National Weather Service Improves Tornado Rating System." at <http://www.noaanews.noaa.gov/stories2006/s2573.htm>. Accessed on July 21, 2006.
- Nelder, J. A., and R. Mead. 1965. "A Simplex Method for Function Minimization." *Computer Journal* 7:308-313.
- Ramsdell, J. V., and G. L. Andrews. 1986. *Tornado Climatology of the Contiguous United States*. NUREG/CR-4461, U.S. Nuclear Regulatory Commission, Washington, D.C.
- Reinhold, T. A., and B. Ellingwood. 1982. *Tornado Damage Risk Assessment*. NUREG/CR-2944, U.S. Nuclear Regulatory Commission, Washington, D.C.
- Shreck, R. I., and W. F. Sandusky. 1982. *Tornado: A Program to Compute Tornado Strike and Intensity Probabilities with Associated Wind Speeds and Pressure Drops at Nuclear Power Stations*. PNL-4483, Pacific Northwest Laboratory, Richland, Washington.

Texas Tech University (TTU). 2006. *A Recommendation for an Enhanced Fujita Scale*. Submitted to The National Weather Service and Other Interested Users, January 26, 2006. Wind Science and Engineering Center, Texas Tech University, Lubbock, Texas.

Thom, H.C.S. 1963. "Tornado Probabilities." *Monthly Weather Review* 91:730-736.

Twisdale, L. A., W. L. Dunn, and J. Chu. 1978. *Tornado Missile Risk Analysis, with Appendices*. EPRI NP-768 and 769, Electric Power Research Institute, Palo Alto, California.

Twisdale, L. A., and W. L. Dunn. 1981. *Tornado Missile Simulation and Design Methodology, Volumes 1 and 2*. EPRI NP-2005, Electric Power Research Institute, Palo Alto, California.

U.S. Atomic Energy Commission (AEC). 1974. "Design Basis Tornado for Nuclear Power Plants." Regulatory Guide 1.76, Washington, D.C.

Appendix A

Results for 2° Boxes

Appendix A

Results for 2° Boxes

This appendix contains the detailed results of the analysis for the 2° boxes. The output for each box generally consists seven lines. However, if there were no tornado events in the box or the information for the tornado events was insufficient to perform an analysis, then there is only one line of output. The first line of output starts with the latitude and longitude of the southeast corner of the box. The next two entries in the line are the land area for the box assumed in the analysis and the fraction of the total box area assumed to be covered by land. The last three items in the first line are the number of total events observed and the number of events included in the calculation of expected values of area and length for events. For some boxes, this is the only line. Care should be taken when using strike probability and wind speed data from this appendix to ensure that the number of tornado events is sufficient to give reasonable results. As a minimum, there should be 10 events, and 20 or more events are desirable.

The second through seventh lines include the results of the calculations. Lines two and three contain the results of the strike probability calculations for the point structure and life-line terms, respectively. In line two, the first number is the expected area, in square miles, for tornado events for the box; the second and third numbers are the lower and upper limits of the 90 percent confidence interval for the expected area. The last three numbers are the expected strike probability for a point structure and the lower and upper limits for the strike probability confidence interval. The format for the information in the third line is similar to that for the second line. The first three numbers are the expected length, in miles, for the life-line term and the lower and upper limits on the expected length. The last three numbers are the additional strike probability for finite structures, assuming a characteristic dimension of 200 ft for the structure.

The fourth line gives the expected total strike probability for the box and the lower and upper bounds of the 90 percent confidence interval. These values are the sums of the values direct above in lines two and three. Lines five through seven give the maximum wind speeds, in mile per hour, for 10^{-5} yr^{-1} , 10^{-6} yr^{-1} , and 10^{-7} yr^{-1} design criteria. As before, the first number is the expected value, and the second and third numbers are the lower and upper limits of the 90% confidence interval.

If a strike probability is desired for a different size structure, the values in line three should be adjusted by the ratio of the characteristic dimension for the structure to 200 ft. The new life-line terms should be added to the point structure terms to get the revised strike probabilities. The ratio of the new strike probability to the original strike probability may then be used to adjust the design criteria probability levels associated with the maximum wind speeds. For example, consider the box with its southeast corner at 25° N latitude, 80° W longitude. If the strike probability were desired for a larger structure, say one with a characteristic dimension of 400 ft, then the expected value of the life-line term ($3.473 \times 10^{-5} \text{ yr}^{-1}$) should be multiplied by two and added to the point structure term ($3.643 \times 10^{-5} \text{ yr}^{-1}$) to get the new expected strike probability ($1.059 \times 10^{-4} \text{ yr}^{-1}$). With this new expected strike probability, the 10^{-5} yr^{-1} design criterion associated with the 118 mph expected maximum wind speed should be increased to account for the change in strike probability. The new design criterion is the product of the old design criterion (10^{-5} yr^{-1}) and the ratio of

the new strike probability ($1.059 \times 10^{-4} \text{ yr}^{-1}$) to the original strike probability ($7.116 \times 10^{-5} \text{ yr}^{-1}$). Or, carrying out the arithmetic, the new design criterion is $1.488 \times 10^{-5} \text{ yr}^{-1}$.

The lower limit for the maximum wind speed in a tornado is 65 mph. Two wind speeds less than 65 mph are used to provide information when the design wind speed would be less than 65 mph. A design wind speed of 50 mph indicates that the tornado strike probability for the box is less than 10^{-7} yr^{-1} . A design wind speed of 60 mph indicates that the design wind speed for the design probability specified at the beginning of the line is less than 65 mph, but that the design wind speed at the 10^{-7} yr^{-1} probability level exceeds 65 mph.

25	80	1.200E+04	0.6991	499	420	420	
Point	4.702E-02	3.458E-02	6.394E-02	3.643E-05	2.679E-05	4.954E-05	
Line	1.183E+00	1.007E+00	1.391E+00	3.473E-05	2.955E-05	4.082E-05	
Strike Probability, 1/yr				7.116E-05	5.634E-05	9.036E-05	
1.0E-5 1/yr design speed				116.	110.	122.	
1.0E-6 1/yr design speed				157.	152.	162.	
1.0E-7 1/yr design speed				191.	186.	196.	
25	82	2.136E+02	0.0124	67	64	64	
Point	3.185E-02	1.674E-02	6.061E-02	1.861E-04	9.780E-05	3.542E-04	
Line	1.745E+00	1.130E+00	2.696E+00	3.862E-04	2.500E-04	5.966E-04	
Strike Probability, 1/yr				5.724E-04	3.478E-04	9.508E-04	
1.0E-5 1/yr design speed				161.	153.	170.	
1.0E-6 1/yr design speed				196.	189.	204.	
1.0E-7 1/yr design speed				227.	219.	235.	
25	96	3.206E+03	0.1868	68	58	58	
Point	9.867E-02	3.876E-02	2.512E-01	3.899E-05	1.532E-05	9.924E-05	
Line	1.444E+00	8.941E-01	2.333E+00	2.162E-05	1.338E-05	3.492E-05	
Strike Probability, 1/yr				6.060E-05	2.870E-05	1.342E-04	
1.0E-5 1/yr design speed				114.	100.	129.	
1.0E-6 1/yr design speed				157.	146.	169.	
1.0E-7 1/yr design speed				192.	182.	204.	
25	98	4.916E+03	0.2864	38	34	34	
Point	1.474E-01	6.133E-02	3.540E-01	2.122E-05	8.834E-06	5.100E-05	
Line	1.638E+00	9.953E-01	2.697E+00	8.940E-06	5.430E-06	1.472E-05	
Strike Probability, 1/yr				3.016E-05	1.426E-05	6.571E-05	
1.0E-5 1/yr design speed				98.	79.	113.	
1.0E-6 1/yr design speed				144.	131.	156.	
1.0E-7 1/yr design speed				181.	170.	193.	

27	80	1.307E+04	0.7753	544	458	458	
Point	8.353E-02	6.253E-02	1.116E-01	6.476E-05	4.848E-05	8.652E-05	
Line	1.818E+00	1.535E+00	2.153E+00	5.338E-05	4.507E-05	6.324E-05	
Strike Probability, 1/yr				1.181E-04	9.354E-05	1.498E-04	
1.0E-5 1/yr design speed				126.	120.	131.	
1.0E-6 1/yr design speed				164.	159.	169.	
1.0E-7 1/yr design speed				198.	193.	203.	
27	82	5.478E+03	0.3249	518	465	465	
Point	6.701E-02	4.907E-02	9.150E-02	1.181E-04	8.646E-05	1.612E-04	
Line	1.485E+00	1.259E+00	1.752E+00	9.913E-05	8.403E-05	1.169E-04	
Strike Probability, 1/yr				2.172E-04	1.705E-04	2.782E-04	
1.0E-5 1/yr design speed				141.	137.	146.	
1.0E-6 1/yr design speed				179.	175.	183.	
1.0E-7 1/yr design speed				212.	207.	217.	
27	94	8.392E+02	0.0498	19	16	17	
Point	6.724E-03	3.076E-03	1.470E-02	2.836E-06	1.298E-06	6.199E-06	
Line	5.204E-01	3.011E-01	8.994E-01	8.315E-06	4.811E-06	1.437E-05	
Strike Probability, 1/yr				1.115E-05	6.109E-06	2.057E-05	
1.0E-5 1/yr design speed				72.	60.	93.	
1.0E-6 1/yr design speed				133.	121.	145.	
1.0E-7 1/yr design speed				173.	163.	183.	
27	96	9.254E+03	0.5488	331	244	247	
Point	5.589E-02	3.934E-02	7.942E-02	3.725E-05	2.622E-05	5.292E-05	
Line	1.228E+00	1.009E+00	1.495E+00	3.101E-05	2.548E-05	3.773E-05	
Strike Probability, 1/yr				6.826E-05	5.170E-05	9.066E-05	
1.0E-5 1/yr design speed				118.	113.	124.	
1.0E-6 1/yr design speed				161.	156.	166.	
1.0E-7 1/yr design speed				196.	191.	201.	
27	98	1.559E+04	0.9247	115	98	98	
Point	2.389E-01	1.163E-01	4.905E-01	3.283E-05	1.599E-05	6.741E-05	
Line	2.186E+00	1.526E+00	3.133E+00	1.138E-05	7.943E-06	1.631E-05	
Strike Probability, 1/yr				4.421E-05	2.393E-05	8.372E-05	
1.0E-5 1/yr design speed				106.	92.	118.	
1.0E-6 1/yr design speed				150.	140.	160.	
1.0E-7 1/yr design speed				186.	177.	196.	
27	100	2.098E+03	0.1244	7	6	6	
Point	2.797E+00	1.708E-02	4.579E+02	1.739E-04	1.062E-06	2.847E-02	
Line	6.350E+00	7.503E-01	5.375E+01	1.495E-05	1.767E-06	1.266E-04	
Strike Probability, 1/yr				1.888E-04	2.829E-06	2.859E-02	
1.0E-5 1/yr design speed				130.	60.	209.	
1.0E-6 1/yr design speed				168.	101.	243.	
1.0E-7 1/yr design speed				203.	148.	275.	
29	80	6.000E+03	0.3628	245	212	212	
Point	9.321E-02	5.948E-02	1.461E-01	7.092E-05	4.525E-05	1.111E-04	
Line	1.968E+00	1.522E+00	2.543E+00	5.671E-05	4.387E-05	7.329E-05	
Strike Probability, 1/yr				1.276E-04	8.913E-05	1.844E-04	
1.0E-5 1/yr design speed				127.	119.	134.	
1.0E-6 1/yr design speed				165.	158.	172.	
1.0E-7 1/yr design speed				199.	192.	206.	

29	82	1.405E+04	0.8492	251	227	228	
Point		1.452E-01	9.395E-02	2.243E-01	4.833E-05	3.128E-05	7.468E-05
Line		2.829E+00	2.178E+00	3.674E+00	3.568E-05	2.748E-05	4.634E-05
Strike Probability, 1/yr					8.402E-05	5.876E-05	1.210E-04
1.0E-5	1/yr design speed				122.	115.	129.
1.0E-6	1/yr design speed				164.	158.	170.
1.0E-7	1/yr design speed				198.	192.	204.
29	84	8.647E+03	0.5229	271	230	233	
Point		1.456E-01	9.658E-02	2.195E-01	8.502E-05	5.639E-05	1.282E-04
Line		2.092E+00	1.660E+00	2.636E+00	4.627E-05	3.672E-05	5.830E-05
Strike Probability, 1/yr					1.313E-04	9.311E-05	1.865E-04
1.0E-5	1/yr design speed				130.	124.	136.
1.0E-6	1/yr design speed				169.	164.	175.
1.0E-7	1/yr design speed				203.	198.	209.
29	86	5.759E+03	0.3482	308	261	263	
Point		8.181E-02	5.572E-02	1.201E-01	8.152E-05	5.552E-05	1.197E-04
Line		1.512E+00	1.213E+00	1.884E+00	5.706E-05	4.579E-05	7.111E-05
Strike Probability, 1/yr					1.386E-04	1.013E-04	1.908E-04
1.0E-5	1/yr design speed				132.	127.	137.
1.0E-6	1/yr design speed				171.	166.	177.
1.0E-7	1/yr design speed				205.	200.	211.
29	88	7.421E+03	0.4487	309	262	262	
Point		2.023E-01	1.331E-01	3.075E-01	1.570E-04	1.033E-04	2.385E-04
Line		2.562E+00	2.014E+00	3.260E+00	7.529E-05	5.917E-05	9.580E-05
Strike Probability, 1/yr					2.322E-04	1.624E-04	3.344E-04
1.0E-5	1/yr design speed				140.	133.	146.
1.0E-6	1/yr design speed				178.	172.	184.
1.0E-7	1/yr design speed				211.	205.	217.
29	90	1.446E+04	0.8744	387	367	367	
Point		1.794E-01	1.316E-01	2.446E-01	8.947E-05	6.562E-05	1.220E-04
Line		2.553E+00	2.142E+00	3.043E+00	4.823E-05	4.046E-05	5.748E-05
Strike Probability, 1/yr					1.377E-04	1.061E-04	1.795E-04
1.0E-5	1/yr design speed				131.	126.	135.
1.0E-6	1/yr design speed				170.	166.	175.
1.0E-7	1/yr design speed				204.	199.	209.
29	92	1.031E+04	0.6231	446	420	420	
Point		1.833E-01	1.365E-01	2.461E-01	1.478E-04	1.101E-04	1.984E-04
Line		2.652E+00	2.266E+00	3.104E+00	8.100E-05	6.921E-05	9.481E-05
Strike Probability, 1/yr					2.288E-04	1.793E-04	2.933E-04
1.0E-5	1/yr design speed				140.	136.	144.
1.0E-6	1/yr design speed				178.	174.	182.
1.0E-7	1/yr design speed				211.	206.	216.
29	94	1.405E+04	0.8492	664	588	592	
Point		2.019E-01	1.501E-01	2.715E-01	1.778E-04	1.323E-04	2.391E-04
Line		2.132E+00	1.837E+00	2.475E+00	7.113E-05	6.129E-05	8.257E-05
Strike Probability, 1/yr					2.490E-04	1.935E-04	3.217E-04
1.0E-5	1/yr design speed				140.	136.	145.
1.0E-6	1/yr design speed				178.	174.	183.
1.0E-7	1/yr design speed				211.	206.	216.

29	96	1.654E+04	1.0000	493	443	443	
Point	5.249E-01	3.560E-01	7.741E-01	2.916E-04	1.977E-04	4.299E-04	
Line	3.380E+00	2.788E+00	4.097E+00	7.110E-05	5.865E-05	8.619E-05	
Strike Probability, 1/yr				3.627E-04	2.564E-04	5.161E-04	
1.0E-5 1/yr design speed				145.	139.	151.	
1.0E-6 1/yr design speed				181.	176.	188.	
1.0E-7 1/yr design speed				214.	208.	221.	
29	98	1.654E+04	1.0000	226	196	196	
Point	4.582E-01	2.611E-01	8.041E-01	1.167E-04	6.649E-05	2.047E-04	
Line	2.753E+00	2.108E+00	3.595E+00	2.655E-05	2.033E-05	3.468E-05	
Strike Probability, 1/yr				1.432E-04	8.682E-05	2.394E-04	
1.0E-5 1/yr design speed				128.	119.	137.	
1.0E-6 1/yr design speed				167.	159.	176.	
1.0E-7 1/yr design speed				201.	193.	210.	
29	100	1.363E+04	0.8241	77	75	75	
Point	2.357E-01	9.465E-02	5.870E-01	2.481E-05	9.963E-06	6.179E-05	
Line	2.581E+00	1.575E+00	4.230E+00	1.029E-05	6.280E-06	1.687E-05	
Strike Probability, 1/yr				3.510E-05	1.624E-05	7.866E-05	
1.0E-5 1/yr design speed				101.	82.	117.	
1.0E-6 1/yr design speed				146.	134.	159.	
1.0E-7 1/yr design speed				183.	172.	195.	
29	102	1.363E+04	0.8241	66	63	63	
Point	3.487E-01	1.401E-01	8.678E-01	3.146E-05	1.264E-05	7.830E-05	
Line	2.385E+00	1.521E+00	3.740E+00	8.151E-06	5.199E-06	1.278E-05	
Strike Probability, 1/yr				3.962E-05	1.784E-05	9.108E-05	
1.0E-5 1/yr design speed				100.	80.	120.	
1.0E-6 1/yr design speed				143.	125.	163.	
1.0E-7 1/yr design speed				182.	163.	201.	
29	104	5.776E+03	0.3492	10	6	6	
Point	2.428E-02	5.625E-03	1.048E-01	7.832E-07	1.815E-07	3.381E-06	
Line	3.607E-01	2.315E-01	5.621E-01	4.407E-07	2.828E-07	6.868E-07	
Strike Probability, 1/yr				1.224E-06	4.643E-07	4.067E-06	
1.0E-5 1/yr design speed				60.	60.	60.	
1.0E-6 1/yr design speed				72.	60.	104.	
1.0E-7 1/yr design speed				123.	102.	149.	
31	78	4.027E+02	0.0249	16	15	15	
Point	4.647E-02	1.371E-02	1.575E-01	3.440E-05	1.015E-05	1.166E-04	
Line	1.691E+00	7.563E-01	3.780E+00	4.742E-05	2.121E-05	1.060E-04	
Strike Probability, 1/yr				8.182E-05	3.136E-05	2.226E-04	
1.0E-5 1/yr design speed				120.	100.	139.	
1.0E-6 1/yr design speed				160.	143.	176.	
1.0E-7 1/yr design speed				193.	178.	209.	
31	80	1.071E+04	0.6612	149	141	142	
Point	2.702E-01	1.633E-01	4.473E-01	7.006E-05	4.233E-05	1.160E-04	
Line	2.837E+00	2.145E+00	3.752E+00	2.786E-05	2.106E-05	3.685E-05	
Strike Probability, 1/yr				9.792E-05	6.340E-05	1.528E-04	
1.0E-5 1/yr design speed				119.	110.	129.	
1.0E-6 1/yr design speed				160.	151.	168.	
1.0E-7 1/yr design speed				195.	187.	204.	

31	82	1.620E+04	1.0000	348	334	337	
Point	6.576E-01	4.498E-01	9.615E-01	2.633E-04	1.801E-04	3.850E-04	
Line	4.584E+00	3.723E+00	5.645E+00	6.952E-05	5.646E-05	8.561E-05	
Strike Probability, 1/yr				3.328E-04	2.365E-04	4.706E-04	
1.0E-5 1/yr design speed				143.	137.	150.	
1.0E-6 1/yr design speed				181.	175.	187.	
1.0E-7 1/yr design speed				213.	207.	220.	

31	84	1.620E+04	1.0000	407	368	371	
Point	6.791E-01	4.977E-01	9.265E-01	3.180E-04	2.330E-04	4.339E-04	
Line	5.471E+00	4.533E+00	6.603E+00	9.704E-05	8.041E-05	1.171E-04	
Strike Probability, 1/yr				4.150E-04	3.135E-04	5.510E-04	
1.0E-5 1/yr design speed				148.	143.	153.	
1.0E-6 1/yr design speed				184.	179.	190.	
1.0E-7 1/yr design speed				217.	211.	223.	

31	86	1.620E+04	1.0000	327	297	297	
Point	1.172E+00	7.373E-01	1.864E+00	4.410E-04	2.774E-04	7.011E-04	
Line	6.910E+00	5.312E+00	8.989E+00	9.847E-05	7.570E-05	1.281E-04	
Strike Probability, 1/yr				5.395E-04	3.531E-04	8.292E-04	
1.0E-5 1/yr design speed				151.	144.	158.	
1.0E-6 1/yr design speed				187.	180.	195.	
1.0E-7 1/yr design speed				220.	212.	228.	

31	88	1.620E+04	1.0000	495	438	438	
Point	1.857E+00	1.324E+00	2.604E+00	1.058E-03	7.541E-04	1.483E-03	
Line	9.240E+00	7.667E+00	1.114E+01	1.993E-04	1.654E-04	2.402E-04	
Strike Probability, 1/yr				1.257E-03	9.195E-04	1.723E-03	
1.0E-5 1/yr design speed				164.	159.	170.	
1.0E-6 1/yr design speed				199.	193.	205.	
1.0E-7 1/yr design speed				230.	224.	238.	

31	90	1.620E+04	1.0000	592	537	537	
Point	8.554E-01	6.565E-01	1.115E+00	5.826E-04	4.471E-04	7.592E-04	
Line	6.714E+00	5.778E+00	7.801E+00	1.732E-04	1.491E-04	2.013E-04	
Strike Probability, 1/yr				7.558E-04	5.962E-04	9.605E-04	
1.0E-5 1/yr design speed				158.	154.	162.	
1.0E-6 1/yr design speed				193.	188.	198.	
1.0E-7 1/yr design speed				225.	220.	231.	

31	92	1.620E+04	1.0000	502	479	479	
Point	8.955E-01	6.552E-01	1.224E+00	5.172E-04	3.784E-04	7.070E-04	
Line	7.153E+00	5.982E+00	8.553E+00	1.565E-04	1.309E-04	1.871E-04	
Strike Probability, 1/yr				6.737E-04	5.092E-04	8.941E-04	
1.0E-5 1/yr design speed				156.	151.	161.	
1.0E-6 1/yr design speed				191.	186.	197.	
1.0E-7 1/yr design speed				223.	218.	230.	

31	94	1.620E+04	1.0000	557	466	469	
Point	1.117E+00	7.418E-01	1.681E+00	7.155E-04	4.754E-04	1.077E-03	
Line	4.765E+00	3.941E+00	5.760E+00	1.157E-04	9.567E-05	1.398E-04	
Strike Probability, 1/yr				8.312E-04	5.711E-04	1.217E-03	
1.0E-5 1/yr design speed				157.	151.	164.	
1.0E-6 1/yr design speed				192.	186.	200.	
1.0E-7 1/yr design speed				225.	217.	232.	

31	96	1.620E+04	1.0000	655	562	565	
Point		2.900E-01	2.061E-01	4.080E-01	2.185E-04	1.553E-04	3.075E-04
Line		2.146E+00	1.828E+00	2.519E+00	6.125E-05	5.217E-05	7.191E-05
Strike Probability, 1/yr					2.798E-04	2.075E-04	3.794E-04
1.0E-5	1/yr design speed				141.	135.	146.
1.0E-6	1/yr design speed				178.	173.	184.
1.0E-7	1/yr design speed				211.	206.	217.
31	98	1.620E+04	1.0000	490	432	434	
Point		2.416E-01	1.622E-01	3.597E-01	1.362E-04	9.147E-05	2.028E-04
Line		1.894E+00	1.578E+00	2.272E+00	4.044E-05	3.370E-05	4.853E-05
Strike Probability, 1/yr					1.766E-04	1.252E-04	2.513E-04
1.0E-5	1/yr design speed				133.	127.	139.
1.0E-6	1/yr design speed				171.	166.	177.
1.0E-7	1/yr design speed				205.	199.	212.
31	100	1.620E+04	1.0000	394	366	367	
Point		1.603E-01	1.133E-01	2.269E-01	7.268E-05	5.137E-05	1.028E-04
Line		1.760E+00	1.475E+00	2.099E+00	3.021E-05	2.532E-05	3.605E-05
Strike Probability, 1/yr					1.029E-04	7.669E-05	1.389E-04
1.0E-5	1/yr design speed				124.	118.	129.
1.0E-6	1/yr design speed				164.	159.	169.
1.0E-7	1/yr design speed				199.	194.	204.
31	102	1.620E+04	1.0000	303	255	255	
Point		1.731E-01	1.121E-01	2.674E-01	6.034E-05	3.907E-05	9.320E-05
Line		1.825E+00	1.471E+00	2.265E+00	2.410E-05	1.942E-05	2.990E-05
Strike Probability, 1/yr					8.444E-05	5.849E-05	1.231E-04
1.0E-5	1/yr design speed				115.	104.	127.
1.0E-6	1/yr design speed				157.	145.	169.
1.0E-7	1/yr design speed				195.	183.	206.
31	104	1.579E+04	0.9749	57	41	41	
Point		1.084E-01	3.180E-02	3.695E-01	7.292E-06	2.139E-06	2.485E-05
Line		1.230E+00	6.929E-01	2.184E+00	3.134E-06	1.766E-06	5.564E-06
Strike Probability, 1/yr					1.043E-05	3.905E-06	3.042E-05
1.0E-5	1/yr design speed				66.	60.	97.
1.0E-6	1/yr design speed				119.	97.	144.
1.0E-7	1/yr design speed				161.	140.	183.
31	106	1.009E+04	0.6230	23	16	16	
Point		7.299E-02	2.164E-02	2.462E-01	3.100E-06	9.192E-07	1.046E-05
Line		1.483E+00	7.347E-01	2.994E+00	2.386E-06	1.182E-06	4.817E-06
Strike Probability, 1/yr					5.487E-06	2.101E-06	1.528E-05
1.0E-5	1/yr design speed				60.	60.	80.
1.0E-6	1/yr design speed				108.	84.	132.
1.0E-7	1/yr design speed				151.	130.	173.
31	108	1.294E+04	0.7989	15	8	8	
Point		1.517E-01	1.161E-02	1.983E+00	3.277E-06	2.507E-07	4.283E-05
Line		1.340E+00	3.992E-01	4.498E+00	1.096E-06	3.266E-07	3.681E-06
Strike Probability, 1/yr					4.373E-06	5.773E-07	4.651E-05
1.0E-5	1/yr design speed				60.	60.	106.
1.0E-6	1/yr design speed				102.	60.	151.
1.0E-7	1/yr design speed				145.	106.	189.

31	110	1.335E+04	0.8240	34	25	25	
Point		3.423E-02	1.427E-02	8.213E-02	1.625E-06	6.774E-07	3.899E-06
Line		1.487E+00	8.371E-01	2.641E+00	2.674E-06	1.505E-06	4.750E-06
Strike Probability, 1/yr					4.299E-06	2.183E-06	8.648E-06
1.0E-5	1/yr design speed				60.	60.	60.
1.0E-6	1/yr design speed				104.	86.	122.
1.0E-7	1/yr design speed				148.	131.	164.
31	112	8.668E+03	0.5353	7	5	5	
Point		1.215E-01	7.801E-03	1.893E+00	1.828E-06	1.174E-07	2.848E-05
Line		2.732E+00	2.905E-01	2.568E+01	1.557E-06	1.656E-07	1.464E-05
Strike Probability, 1/yr					3.385E-06	2.830E-07	4.312E-05
1.0E-5	1/yr design speed				60.	60.	106.
1.0E-6	1/yr design speed				98.	60.	151.
1.0E-7	1/yr design speed				142.	91.	190.
31	114	3.624E+03	0.2238	10	5	5	
Point		1.437E-02	3.471E-03	5.946E-02	7.386E-07	1.785E-07	3.057E-06
Line		9.687E-01	4.646E-01	2.020E+00	1.887E-06	9.049E-07	3.933E-06
Strike Probability, 1/yr					2.625E-06	1.083E-06	6.990E-06
1.0E-5	1/yr design speed				60.	60.	60.
1.0E-6	1/yr design speed				93.	68.	117.
1.0E-7	1/yr design speed				140.	120.	161.
31	116	2.013E+03	0.1243	9	7	7	
Point		2.009E-02	2.425E-03	1.665E-01	1.674E-06	2.020E-07	1.387E-05
Line		2.470E-01	1.292E-01	4.721E-01	7.792E-07	4.076E-07	1.490E-06
Strike Probability, 1/yr					2.453E-06	6.096E-07	1.536E-05
1.0E-5	1/yr design speed				60.	60.	79.
1.0E-6	1/yr design speed				89.	60.	130.
1.0E-7	1/yr design speed				135.	107.	171.
33	76	3.347E+03	0.2114	108	99	99	
Point		5.317E-02	3.327E-02	8.497E-02	3.197E-05	2.001E-05	5.109E-05
Line		1.221E+00	9.279E-01	1.606E+00	2.781E-05	2.113E-05	3.659E-05
Strike Probability, 1/yr					5.978E-05	4.114E-05	8.768E-05
1.0E-5	1/yr design speed				112.	104.	121.
1.0E-6	1/yr design speed				154.	146.	161.
1.0E-7	1/yr design speed				188.	181.	196.
33	78	1.225E+04	0.7737	239	220	220	
Point		7.834E-01	4.369E-01	1.405E+00	2.848E-04	1.588E-04	5.107E-04
Line		4.126E+00	3.103E+00	5.486E+00	5.682E-05	4.273E-05	7.555E-05
Strike Probability, 1/yr					3.416E-04	2.016E-04	5.862E-04
1.0E-5	1/yr design speed				140.	130.	151.
1.0E-6	1/yr design speed				178.	168.	189.
1.0E-7	1/yr design speed				214.	204.	224.
33	80	1.583E+04	1.0000	320	310	311	
Point		5.015E-01	3.333E-01	7.546E-01	1.889E-04	1.255E-04	2.842E-04
Line		3.646E+00	2.934E+00	4.532E+00	5.201E-05	4.185E-05	6.465E-05
Strike Probability, 1/yr					2.409E-04	1.674E-04	3.488E-04
1.0E-5	1/yr design speed				135.	128.	143.
1.0E-6	1/yr design speed				173.	166.	181.
1.0E-7	1/yr design speed				208.	201.	216.

33	82	1.583E+04	1.0000	286	278	279	
Point	9.383E-01	6.277E-01	1.403E+00	3.158E-04	2.113E-04	4.721E-04	
Line	5.439E+00	4.381E+00	6.752E+00	6.934E-05	5.585E-05	8.609E-05	
Strike Probability, 1/yr				3.852E-04	2.671E-04	5.582E-04	
1.0E-5 1/yr design speed				145.	139.	152.	
1.0E-6 1/yr design speed				182.	176.	189.	
1.0E-7 1/yr design speed				215.	208.	222.	
33	84	1.583E+04	1.0000	385	374	374	
Point	8.942E-01	6.543E-01	1.222E+00	4.052E-04	2.965E-04	5.538E-04	
Line	5.546E+00	4.685E+00	6.564E+00	9.518E-05	8.040E-05	1.127E-04	
Strike Probability, 1/yr				5.003E-04	3.769E-04	6.664E-04	
1.0E-5 1/yr design speed				150.	145.	155.	
1.0E-6 1/yr design speed				186.	181.	192.	
1.0E-7 1/yr design speed				219.	213.	225.	
33	86	1.583E+04	1.0000	541	493	493	
Point	1.979E+00	1.419E+00	2.761E+00	1.260E-03	9.033E-04	1.758E-03	
Line	7.830E+00	6.608E+00	9.279E+00	1.888E-04	1.594E-04	2.238E-04	
Strike Probability, 1/yr				1.449E-03	1.063E-03	1.981E-03	
1.0E-5 1/yr design speed				166.	160.	172.	
1.0E-6 1/yr design speed				200.	194.	207.	
1.0E-7 1/yr design speed				232.	225.	239.	
33	88	1.583E+04	1.0000	406	354	354	
Point	1.807E+00	1.242E+00	2.628E+00	8.634E-04	5.936E-04	1.256E-03	
Line	8.846E+00	7.307E+00	1.071E+01	1.601E-04	1.322E-04	1.938E-04	
Strike Probability, 1/yr				1.023E-03	7.258E-04	1.450E-03	
1.0E-5 1/yr design speed				161.	155.	167.	
1.0E-6 1/yr design speed				196.	190.	203.	
1.0E-7 1/yr design speed				228.	221.	235.	
33	90	1.583E+04	1.0000	449	397	397	
Point	1.166E+00	8.485E-01	1.602E+00	6.161E-04	4.484E-04	8.466E-04	
Line	7.791E+00	6.525E+00	9.303E+00	1.559E-04	1.306E-04	1.862E-04	
Strike Probability, 1/yr				7.720E-04	5.790E-04	1.033E-03	
1.0E-5 1/yr design speed				157.	153.	163.	
1.0E-6 1/yr design speed				193.	187.	199.	
1.0E-7 1/yr design speed				225.	219.	231.	
33	92	1.583E+04	1.0000	431	399	399	
Point	2.004E+00	1.380E+00	2.910E+00	1.016E-03	6.999E-04	1.476E-03	
Line	6.728E+00	5.611E+00	8.067E+00	1.293E-04	1.078E-04	1.550E-04	
Strike Probability, 1/yr				1.146E-03	8.077E-04	1.631E-03	
1.0E-5 1/yr design speed				161.	155.	168.	
1.0E-6 1/yr design speed				196.	190.	203.	
1.0E-7 1/yr design speed				228.	221.	236.	
33	94	1.583E+04	1.0000	451	382	382	
Point	1.770E+00	1.138E+00	2.753E+00	9.396E-04	6.042E-04	1.461E-03	
Line	6.434E+00	5.222E+00	7.927E+00	1.294E-04	1.050E-04	1.594E-04	
Strike Probability, 1/yr				1.069E-03	7.092E-04	1.621E-03	
1.0E-5 1/yr design speed				161.	154.	168.	
1.0E-6 1/yr design speed				196.	188.	203.	
1.0E-7 1/yr design speed				228.	220.	236.	

33	96	1.583E+04	1.0000	721	615	616	
Point	1.077E+00	7.421E-01	1.564E+00	9.141E-04	6.297E-04	1.327E-03	
Line	4.525E+00	3.797E+00	5.392E+00	1.454E-04	1.221E-04	1.733E-04	
Strike Probability, 1/yr				1.060E-03	7.518E-04	1.500E-03	
1.0E-5 1/yr design speed				161.	155.	167.	
1.0E-6 1/yr design speed				196.	190.	203.	
1.0E-7 1/yr design speed				228.	221.	235.	
33	98	1.583E+04	1.0000	668	526	526	
Point	8.525E-01	5.725E-01	1.269E+00	6.702E-04	4.501E-04	9.979E-04	
Line	4.062E+00	3.347E+00	4.930E+00	1.210E-04	9.966E-05	1.468E-04	
Strike Probability, 1/yr				7.911E-04	5.497E-04	1.145E-03	
1.0E-5 1/yr design speed				157.	151.	163.	
1.0E-6 1/yr design speed				192.	186.	199.	
1.0E-7 1/yr design speed				224.	217.	232.	
33	100	1.583E+04	1.0000	620	575	575	
Point	3.035E-01	2.212E-01	4.163E-01	2.214E-04	1.614E-04	3.038E-04	
Line	2.779E+00	2.363E+00	3.268E+00	7.680E-05	6.531E-05	9.031E-05	
Strike Probability, 1/yr				2.982E-04	2.267E-04	3.941E-04	
1.0E-5 1/yr design speed				143.	138.	148.	
1.0E-6 1/yr design speed				180.	175.	185.	
1.0E-7 1/yr design speed				213.	208.	219.	
33	102	1.583E+04	1.0000	517	439	439	
Point	2.556E-01	1.802E-01	3.624E-01	1.555E-04	1.097E-04	2.205E-04	
Line	2.883E+00	2.376E+00	3.497E+00	6.644E-05	5.477E-05	8.059E-05	
Strike Probability, 1/yr				2.219E-04	1.644E-04	3.011E-04	
1.0E-5 1/yr design speed				134.	123.	144.	
1.0E-6 1/yr design speed				173.	162.	184.	
1.0E-7 1/yr design speed				210.	199.	220.	
33	104	1.583E+04	1.0000	61	41	41	
Point	4.018E-02	1.330E-02	1.214E-01	2.885E-06	9.548E-07	8.716E-06	
Line	1.494E+00	7.215E-01	3.093E+00	4.062E-06	1.962E-06	8.411E-06	
Strike Probability, 1/yr				6.947E-06	2.917E-06	1.713E-05	
1.0E-5 1/yr design speed				60.	60.	83.	
1.0E-6 1/yr design speed				113.	92.	135.	
1.0E-7 1/yr design speed				156.	136.	176.	
33	106	1.583E+04	1.0000	17	9	9	
Point	4.971E-01	2.334E-02	1.059E+01	9.945E-06	4.670E-07	2.118E-04	
Line	2.124E+00	6.162E-01	7.320E+00	1.609E-06	4.670E-07	5.547E-06	
Strike Probability, 1/yr				1.155E-05	9.340E-07	2.173E-04	
1.0E-5 1/yr design speed				70.	60.	136.	
1.0E-6 1/yr design speed				120.	60.	177.	
1.0E-7 1/yr design speed				161.	114.	214.	
33	108	1.583E+04	1.0000	2	2	2	
Point	1.723E-02	3.225E-03	9.209E-02	4.056E-08	7.590E-09	2.168E-07	
Line	6.182E-01	1.859E-01	2.056E+00	5.512E-08	1.658E-08	1.833E-07	
Strike Probability, 1/yr				9.568E-08	2.417E-08	4.000E-07	
1.0E-5 1/yr design speed				50.	50.	60.	
1.0E-6 1/yr design speed				50.	50.	60.	
1.0E-7 1/yr design speed				50.	50.	105.	

33	110	1.583E+04	1.0000	42	31	31	
Point	3.883E-01	9.074E-02	1.662E+00	42	1.919E-05	4.485E-06	8.213E-05
Line	3.773E+00	2.037E+00	6.987E+00	31	7.064E-06	3.814E-06	1.308E-05
Strike Probability, 1/yr					2.626E-05	8.299E-06	9.522E-05
1.0E-5 1/yr design speed					91.	60.	121.
1.0E-6 1/yr design speed					136.	112.	163.
1.0E-7 1/yr design speed					176.	152.	201.
33	112	1.583E+04	1.0000	42	25	25	
Point	2.293E-02	8.799E-03	5.973E-02	42	1.133E-06	4.349E-07	2.953E-06
Line	6.574E-01	4.154E-01	1.040E+00	25	1.231E-06	7.778E-07	1.948E-06
Strike Probability, 1/yr					2.364E-06	1.213E-06	4.900E-06
1.0E-5 1/yr design speed					60.	60.	60.
1.0E-6 1/yr design speed					89.	71.	109.
1.0E-7 1/yr design speed					136.	120.	154.
33	114	1.583E+04	1.0000	11	8	8	
Point	1.940E-01	1.556E-02	2.418E+00	11	2.511E-06	2.014E-07	3.130E-05
Line	1.565E+00	5.217E-01	4.697E+00	8	7.676E-07	2.558E-07	2.303E-06
Strike Probability, 1/yr					3.279E-06	4.572E-07	3.361E-05
1.0E-5 1/yr design speed					60.	60.	99.
1.0E-6 1/yr design speed					96.	60.	145.
1.0E-7 1/yr design speed					140.	101.	184.
33	116	1.464E+04	0.9246	64	52	52	
Point	3.332E-02	1.672E-02	6.641E-02	64	2.715E-06	1.362E-06	5.410E-06
Line	1.026E+00	6.794E-01	1.549E+00	52	3.165E-06	2.096E-06	4.779E-06
Strike Probability, 1/yr					5.880E-06	3.459E-06	1.019E-05
1.0E-5 1/yr design speed					60.	60.	66.
1.0E-6 1/yr design speed					110.	96.	125.
1.0E-7 1/yr design speed					153.	139.	167.
33	118	7.087E+03	0.4476	38	34	34	
Point	6.213E-02	1.924E-02	2.006E-01	38	6.207E-06	1.922E-06	2.004E-05
Line	8.853E-01	5.131E-01	1.527E+00	34	3.350E-06	1.942E-06	5.780E-06
Strike Probability, 1/yr					9.557E-06	3.864E-06	2.582E-05
1.0E-5 1/yr design speed					60.	60.	93.
1.0E-6 1/yr design speed					118.	97.	141.
1.0E-7 1/yr design speed					160.	140.	181.
33	120	1.180E+03	0.0746	2	2	2	
Point	3.513E-04	1.056E-04	1.168E-03	2	1.109E-08	3.335E-09	3.687E-08
Line	1.000E-01	0.000E+00	0.000E+00	2	1.196E-07	0.000E+00	0.000E+00
Strike Probability, 1/yr					1.307E-07	3.335E-09	3.687E-08
1.0E-5 1/yr design speed					60.	50.	50.
1.0E-6 1/yr design speed					60.	50.	50.
1.0E-7 1/yr design speed					76.	50.	50.
35	74	7.725E+02	0.0500	44	39	39	
Point	5.988E-02	2.472E-02	1.451E-01	44	6.355E-05	2.623E-05	1.540E-04
Line	8.342E-01	5.466E-01	1.273E+00	39	3.354E-05	2.197E-05	5.119E-05
Strike Probability, 1/yr					9.709E-05	4.821E-05	2.052E-04
1.0E-5 1/yr design speed					120.	106.	134.
1.0E-6 1/yr design speed					160.	148.	173.
1.0E-7 1/yr design speed					195.	183.	208.

35	76	1.429E+04	0.9248	303	273	273	
Point	6.670E-01	4.258E-01	1.045E+00	2.635E-04	1.682E-04	4.128E-04	
Line	4.888E+00	3.833E+00	6.233E+00	7.315E-05	5.736E-05	9.329E-05	
Strike Probability, 1/yr				3.367E-04	2.256E-04	5.061E-04	
1.0E-5 1/yr design speed				141.	133.	149.	
1.0E-6 1/yr design speed				179.	171.	187.	
1.0E-7 1/yr design speed				213.	205.	222.	
35	78	1.545E+04	1.0000	210	183	186	
Point	1.017E+00	5.500E-01	1.879E+00	2.574E-04	1.393E-04	4.758E-04	
Line	5.197E+00	3.847E+00	7.020E+00	4.985E-05	3.690E-05	6.735E-05	
Strike Probability, 1/yr				3.073E-04	1.762E-04	5.431E-04	
1.0E-5 1/yr design speed				138.	128.	150.	
1.0E-6 1/yr design speed				177.	166.	187.	
1.0E-7 1/yr design speed				212.	202.	223.	
35	80	1.545E+04	1.0000	221	188	189	
Point	1.193E+00	6.578E-01	2.162E+00	3.178E-04	1.753E-04	5.762E-04	
Line	5.636E+00	4.183E+00	7.594E+00	5.690E-05	4.223E-05	7.666E-05	
Strike Probability, 1/yr				3.747E-04	2.175E-04	6.529E-04	
1.0E-5 1/yr design speed				142.	131.	153.	
1.0E-6 1/yr design speed				180.	169.	190.	
1.0E-7 1/yr design speed				215.	205.	226.	
35	82	1.545E+04	1.0000	87	78	78	
Point	4.630E-01	2.416E-01	8.874E-01	4.858E-05	2.535E-05	9.311E-05	
Line	4.758E+00	3.235E+00	6.998E+00	1.891E-05	1.286E-05	2.781E-05	
Strike Probability, 1/yr				6.749E-05	3.820E-05	1.209E-04	
1.0E-5 1/yr design speed				115.	104.	126.	
1.0E-6 1/yr design speed				157.	148.	166.	
1.0E-7 1/yr design speed				192.	184.	202.	
35	84	1.545E+04	1.0000	226	221	221	
Point	2.113E+00	1.259E+00	3.547E+00	5.759E-04	3.431E-04	9.668E-04	
Line	7.094E+00	5.640E+00	8.923E+00	7.324E-05	5.822E-05	9.213E-05	
Strike Probability, 1/yr				6.492E-04	4.013E-04	1.059E-03	
1.0E-5 1/yr design speed				152.	144.	161.	
1.0E-6 1/yr design speed				188.	180.	197.	
1.0E-7 1/yr design speed				221.	212.	230.	
35	86	1.545E+04	1.0000	355	333	333	
Point	4.434E+00	2.456E+00	8.007E+00	1.899E-03	1.052E-03	3.428E-03	
Line	6.703E+00	5.264E+00	8.535E+00	1.087E-04	8.536E-05	1.384E-04	
Strike Probability, 1/yr				2.007E-03	1.137E-03	3.566E-03	
1.0E-5 1/yr design speed				169.	159.	179.	
1.0E-6 1/yr design speed				203.	193.	213.	
1.0E-7 1/yr design speed				235.	224.	246.	
35	88	1.545E+04	1.0000	425	408	408	
Point	1.672E+00	1.062E+00	2.633E+00	8.571E-04	5.443E-04	1.350E-03	
Line	6.366E+00	5.128E+00	7.902E+00	1.236E-04	9.956E-05	1.534E-04	
Strike Probability, 1/yr				9.807E-04	6.439E-04	1.503E-03	
1.0E-5 1/yr design speed				159.	152.	167.	
1.0E-6 1/yr design speed				194.	187.	202.	
1.0E-7 1/yr design speed				227.	219.	235.	

35	90	1.545E+04	1.0000	507	481	481	
Point		2.162E+00	1.498E+00	3.121E+00	1.322E-03	9.157E-04	1.909E-03
Line		7.123E+00	6.032E+00	8.410E+00	1.650E-04	1.397E-04	1.948E-04
Strike Probability, 1/yr					1.487E-03	1.055E-03	2.103E-03
1.0E-5	1/yr design speed				165.	160.	172.
1.0E-6	1/yr design speed				200.	194.	207.
1.0E-7	1/yr design speed				232.	225.	240.
35	92	1.545E+04	1.0000	388	368	368	
Point		1.945E+00	1.336E+00	2.831E+00	9.100E-04	6.250E-04	1.325E-03
Line		7.629E+00	6.308E+00	9.227E+00	1.352E-04	1.118E-04	1.635E-04
Strike Probability, 1/yr					1.045E-03	7.369E-04	1.488E-03
1.0E-5	1/yr design speed				160.	155.	167.
1.0E-6	1/yr design speed				195.	189.	202.
1.0E-7	1/yr design speed				227.	220.	235.
35	94	1.545E+04	1.0000	670	571	571	
Point		9.520E-01	6.855E-01	1.322E+00	7.693E-04	5.539E-04	1.068E-03
Line		4.995E+00	4.200E+00	5.941E+00	1.529E-04	1.285E-04	1.818E-04
Strike Probability, 1/yr					9.221E-04	6.825E-04	1.250E-03
1.0E-5	1/yr design speed				159.	154.	165.
1.0E-6	1/yr design speed				194.	189.	201.
1.0E-7	1/yr design speed				227.	220.	233.
35	96	1.545E+04	1.0000	942	745	745	
Point		2.381E+00	1.706E+00	3.321E+00	2.704E-03	1.939E-03	3.773E-03
Line		7.032E+00	5.991E+00	8.253E+00	3.026E-04	2.578E-04	3.552E-04
Strike Probability, 1/yr					3.007E-03	2.196E-03	4.128E-03
1.0E-5	1/yr design speed				176.	170.	182.
1.0E-6	1/yr design speed				210.	203.	217.
1.0E-7	1/yr design speed				241.	234.	249.
35	98	1.545E+04	1.0000	658	479	479	
Point		1.623E+00	1.058E+00	2.492E+00	1.288E-03	8.394E-04	1.977E-03
Line		5.706E+00	4.626E+00	7.040E+00	1.715E-04	1.390E-04	2.116E-04
Strike Probability, 1/yr					1.460E-03	9.784E-04	2.189E-03
1.0E-5	1/yr design speed				165.	159.	173.
1.0E-6	1/yr design speed				200.	193.	208.
1.0E-7	1/yr design speed				232.	224.	240.
35	100	1.545E+04	1.0000	617	537	537	
Point		6.134E-01	4.266E-01	8.820E-01	4.564E-04	3.174E-04	6.563E-04
Line		2.753E+00	2.338E+00	3.241E+00	7.759E-05	6.591E-05	9.134E-05
Strike Probability, 1/yr					5.340E-04	3.833E-04	7.477E-04
1.0E-5	1/yr design speed				150.	144.	156.
1.0E-6	1/yr design speed				186.	180.	192.
1.0E-7	1/yr design speed				219.	212.	226.
35	102	1.545E+04	1.0000	207	156	156	
Point		3.236E-01	1.838E-01	5.699E-01	8.079E-05	4.587E-05	1.423E-04
Line		3.459E+00	2.503E+00	4.780E+00	3.271E-05	2.367E-05	4.520E-05
Strike Probability, 1/yr					1.135E-04	6.954E-05	1.875E-04
1.0E-5	1/yr design speed				121.	108.	135.
1.0E-6	1/yr design speed				162.	148.	176.
1.0E-7	1/yr design speed				199.	185.	212.

35	104	1.545E+04	1.0000	41	28	28	
Point	5.335E-02	1.795E-02	1.585E-01	2.638E-06	8.878E-07	7.837E-06	
Line	1.839E+00	8.250E-01	4.099E+00	3.444E-06	1.545E-06	7.676E-06	
Strike Probability, 1/yr				6.082E-06	2.433E-06	1.551E-05	
1.0E-5 1/yr design speed				60.	60.	81.	
1.0E-6 1/yr design speed				110.	88.	133.	
1.0E-7 1/yr design speed				153.	133.	174.	
35	106	1.545E+04	1.0000	27	15	15	
Point	6.812E-02	1.529E-02	3.035E-01	2.218E-06	4.979E-07	9.882E-06	
Line	1.411E+00	6.084E-01	3.272E+00	1.740E-06	7.504E-07	4.036E-06	
Strike Probability, 1/yr				3.958E-06	1.248E-06	1.392E-05	
1.0E-5 1/yr design speed				60.	60.	77.	
1.0E-6 1/yr design speed				101.	72.	130.	
1.0E-7 1/yr design speed				145.	121.	171.	
35	108	1.545E+04	1.0000	7	5	5	
Point	2.353E-02	1.633E-03	3.391E-01	1.986E-07	1.379E-08	2.862E-06	
Line	4.761E-01	1.312E-01	1.728E+00	1.522E-07	4.195E-08	5.525E-07	
Strike Probability, 1/yr				3.509E-07	5.574E-08	3.415E-06	
1.0E-5 1/yr design speed				60.	50.	60.	
1.0E-6 1/yr design speed				60.	50.	100.	
1.0E-7 1/yr design speed				98.	50.	146.	
35	110	1.545E+04	1.0000	15	10	10	
Point	6.986E-02	9.238E-03	5.283E-01	1.264E-06	1.671E-07	9.556E-06	
Line	1.332E+00	3.653E-01	4.856E+00	9.126E-07	2.503E-07	3.327E-06	
Strike Probability, 1/yr				2.176E-06	4.174E-07	1.288E-05	
1.0E-5 1/yr design speed				60.	60.	75.	
1.0E-6 1/yr design speed				87.	60.	128.	
1.0E-7 1/yr design speed				134.	100.	169.	
35	112	1.545E+04	1.0000	18	15	15	
Point	1.678E-01	2.811E-02	1.002E+00	3.644E-06	6.102E-07	2.176E-05	
Line	2.516E+00	8.773E-01	7.213E+00	2.068E-06	7.214E-07	5.931E-06	
Strike Probability, 1/yr				5.712E-06	1.332E-06	2.769E-05	
1.0E-5 1/yr design speed				60.	60.	95.	
1.0E-6 1/yr design speed				108.	74.	142.	
1.0E-7 1/yr design speed				151.	121.	182.	
35	114	1.545E+04	1.0000	18	15	15	
Point	9.965E-02	1.696E-02	5.856E-01	2.163E-06	3.681E-07	1.271E-05	
Line	8.427E-01	4.347E-01	1.634E+00	6.929E-07	3.574E-07	1.343E-06	
Strike Probability, 1/yr				2.856E-06	7.255E-07	1.405E-05	
1.0E-5 1/yr design speed				60.	60.	77.	
1.0E-6 1/yr design speed				92.	60.	129.	
1.0E-7 1/yr design speed				138.	109.	170.	
35	116	1.545E+04	1.0000	4	4	4	
Point	8.533E-04	6.345E-04	1.147E-03	4.116E-09	3.061E-09	5.535E-09	
Line	1.502E-01	1.117E-01	2.020E-01	2.744E-08	2.041E-08	3.690E-08	
Strike Probability, 1/yr				3.156E-08	2.347E-08	4.244E-08	
1.0E-5 1/yr design speed				50.	50.	50.	
1.0E-6 1/yr design speed				50.	50.	50.	
1.0E-7 1/yr design speed				50.	50.	50.	

35	118	1.545E+04	1.0000	40	40	40	
Point	2.274E-02	1.009E-02	5.126E-02	1.097E-06	4.866E-07	2.473E-06	
Line	9.560E-01	6.059E-01	1.509E+00	1.747E-06	1.107E-06	2.757E-06	
Strike Probability, 1/yr				2.844E-06	1.594E-06	5.229E-06	
1.0E-5 1/yr design speed				60.	60.	60.	
1.0E-6 1/yr design speed				94.	78.	111.	
1.0E-7 1/yr design speed				140.	126.	156.	
35	120	1.118E+04	0.7239	16	15	15	
Point	3.436E-02	9.602E-03	1.230E-01	9.160E-07	2.559E-07	3.278E-06	
Line	1.099E+00	5.034E-01	2.398E+00	1.109E-06	5.083E-07	2.421E-06	
Strike Probability, 1/yr				2.025E-06	7.643E-07	5.699E-06	
1.0E-5 1/yr design speed				60.	60.	60.	
1.0E-6 1/yr design speed				86.	60.	112.	
1.0E-7 1/yr design speed				134.	112.	156.	
35	122	1.919E+02	0.0124	1	1	1	
Point	5.682E-02	0.000E+00	0.000E+00	5.517E-06	0.000E+00	0.000E+00	
Line	1.000E+00	0.000E+00	0.000E+00	3.678E-06	0.000E+00	0.000E+00	
Strike Probability, 1/yr				9.195E-06	0.000E+00	0.000E+00	
1.0E-5 1/yr design speed				60.	0.	0.	
1.0E-6 1/yr design speed				118.	0.	0.	
1.0E-7 1/yr design speed				159.	0.	0.	
37	74	3.928E+03	0.2611	64	59	59	
Point	1.839E-01	8.133E-02	4.156E-01	5.581E-05	2.469E-05	1.262E-04	
Line	2.712E+00	1.672E+00	4.398E+00	3.118E-05	1.923E-05	5.056E-05	
Strike Probability, 1/yr				8.699E-05	4.392E-05	1.767E-04	
1.0E-5 1/yr design speed				118.	104.	132.	
1.0E-6 1/yr design speed				158.	147.	171.	
1.0E-7 1/yr design speed				194.	182.	206.	
37	76	1.429E+04	0.9497	232	204	204	
Point	4.061E-01	2.627E-01	6.277E-01	1.228E-04	7.946E-05	1.899E-04	
Line	3.217E+00	2.579E+00	4.013E+00	3.686E-05	2.955E-05	4.598E-05	
Strike Probability, 1/yr				1.597E-04	1.090E-04	2.358E-04	
1.0E-5 1/yr design speed				128.	120.	136.	
1.0E-6 1/yr design speed				167.	159.	175.	
1.0E-7 1/yr design speed				202.	194.	210.	
37	78	1.505E+04	1.0000	98	86	86	
Point	2.646E-01	1.348E-01	5.194E-01	3.210E-05	1.635E-05	6.302E-05	
Line	2.589E+00	1.817E+00	3.690E+00	1.190E-05	8.349E-06	1.696E-05	
Strike Probability, 1/yr				4.400E-05	2.470E-05	7.998E-05	
1.0E-5 1/yr design speed				106.	93.	117.	
1.0E-6 1/yr design speed				150.	140.	159.	
1.0E-7 1/yr design speed				186.	178.	195.	
37	80	1.505E+04	1.0000	45	34	34	
Point	1.728E-01	8.645E-02	3.453E-01	9.626E-06	4.817E-06	1.924E-05	
Line	3.244E+00	1.940E+00	5.426E+00	6.847E-06	4.094E-06	1.145E-05	
Strike Probability, 1/yr				1.647E-05	8.910E-06	3.069E-05	
1.0E-5 1/yr design speed				83.	60.	100.	
1.0E-6 1/yr design speed				135.	124.	146.	
1.0E-7 1/yr design speed				174.	164.	184.	

37	82	1.505E+04	1.0000	119	112	112	
Point	7.110E-01	3.707E-01	1.364E+00	1.048E-04	5.462E-05	2.009E-04	
Line	4.916E+00	3.480E+00	6.945E+00	2.744E-05	1.942E-05	3.876E-05	
Strike Probability, 1/yr				1.322E-04	7.404E-05	2.397E-04	
1.0E-5 1/yr design speed				127.	116.	137.	
1.0E-6 1/yr design speed				166.	157.	176.	
1.0E-7 1/yr design speed				201.	192.	210.	
37	84	1.505E+04	1.0000	340	306	306	
Point	8.577E-01	5.953E-01	1.236E+00	3.611E-04	2.506E-04	5.202E-04	
Line	6.537E+00	5.320E+00	8.031E+00	1.042E-04	8.484E-05	1.281E-04	
Strike Probability, 1/yr				4.653E-04	3.354E-04	6.483E-04	
1.0E-5 1/yr design speed				150.	144.	155.	
1.0E-6 1/yr design speed				186.	180.	192.	
1.0E-7 1/yr design speed				218.	212.	225.	
37	86	1.505E+04	1.0000	330	282	282	
Point	1.157E+00	7.370E-01	1.815E+00	4.726E-04	3.011E-04	7.417E-04	
Line	6.150E+00	4.887E+00	7.738E+00	9.518E-05	7.564E-05	1.198E-04	
Strike Probability, 1/yr				5.678E-04	3.768E-04	8.614E-04	
1.0E-5 1/yr design speed				152.	145.	159.	
1.0E-6 1/yr design speed				187.	181.	195.	
1.0E-7 1/yr design speed				220.	213.	228.	
37	88	1.505E+04	1.0000	435	383	384	
Point	9.627E-01	6.702E-01	1.383E+00	5.185E-04	3.610E-04	7.447E-04	
Line	6.405E+00	5.269E+00	7.787E+00	1.307E-04	1.075E-04	1.589E-04	
Strike Probability, 1/yr				6.492E-04	4.685E-04	9.036E-04	
1.0E-5 1/yr design speed				155.	149.	160.	
1.0E-6 1/yr design speed				190.	185.	196.	
1.0E-7 1/yr design speed				222.	216.	229.	
37	90	1.505E+04	1.0000	334	316	316	
Point	5.780E-01	3.994E-01	8.365E-01	2.390E-04	1.652E-04	3.459E-04	
Line	4.745E+00	3.845E+00	5.857E+00	7.433E-05	6.023E-05	9.175E-05	
Strike Probability, 1/yr				3.134E-04	2.254E-04	4.377E-04	
1.0E-5 1/yr design speed				143.	137.	149.	
1.0E-6 1/yr design speed				180.	175.	186.	
1.0E-7 1/yr design speed				213.	207.	220.	
37	92	1.505E+04	1.0000	389	376	376	
Point	5.078E-01	3.538E-01	7.287E-01	2.446E-04	1.704E-04	3.510E-04	
Line	4.028E+00	3.314E+00	4.896E+00	7.349E-05	6.046E-05	8.932E-05	
Strike Probability, 1/yr				3.181E-04	2.309E-04	4.403E-04	
1.0E-5 1/yr design speed				143.	138.	149.	
1.0E-6 1/yr design speed				180.	175.	186.	
1.0E-7 1/yr design speed				213.	207.	220.	
37	94	1.505E+04	1.0000	526	442	442	
Point	1.589E+00	1.052E+00	2.400E+00	1.035E-03	6.849E-04	1.563E-03	
Line	5.803E+00	4.768E+00	7.063E+00	1.432E-04	1.176E-04	1.742E-04	
Strike Probability, 1/yr				1.178E-03	8.025E-04	1.738E-03	
1.0E-5 1/yr design speed				162.	156.	169.	
1.0E-6 1/yr design speed				197.	190.	204.	
1.0E-7 1/yr design speed				229.	222.	237.	

37	96	1.505E+04	1.0000	626	478	478	
Point	1.749E+00	1.165E+00	2.628E+00	1.356E-03	9.026E-04	2.037E-03	
Line	6.937E+00	5.655E+00	8.510E+00	2.037E-04	1.660E-04	2.498E-04	
Strike Probability, 1/yr				1.559E-03	1.069E-03	2.286E-03	
1.0E-5 1/yr design speed				167.	160.	174.	
1.0E-6 1/yr design speed				201.	194.	209.	
1.0E-7 1/yr design speed				233.	225.	241.	
37	98	1.505E+04	1.0000	579	438	438	
Point	8.020E-01	5.732E-01	1.122E+00	5.750E-04	4.109E-04	8.045E-04	
Line	5.601E+00	4.656E+00	6.738E+00	1.521E-04	1.264E-04	1.830E-04	
Strike Probability, 1/yr				7.271E-04	5.373E-04	9.875E-04	
1.0E-5 1/yr design speed				157.	152.	162.	
1.0E-6 1/yr design speed				192.	187.	198.	
1.0E-7 1/yr design speed				224.	218.	231.	
37	100	1.505E+04	1.0000	419	326	326	
Point	6.292E-01	4.011E-01	9.870E-01	3.264E-04	2.081E-04	5.120E-04	
Line	5.445E+00	4.227E+00	7.015E+00	1.070E-04	8.307E-05	1.378E-04	
Strike Probability, 1/yr				4.334E-04	2.911E-04	6.499E-04	
1.0E-5 1/yr design speed				149.	142.	156.	
1.0E-6 1/yr design speed				185.	179.	192.	
1.0E-7 1/yr design speed				218.	211.	225.	
37	102	1.505E+04	1.0000	255	208	208	
Point	1.671E-01	1.052E-01	2.654E-01	5.275E-05	3.321E-05	8.380E-05	
Line	2.028E+00	1.556E+00	2.643E+00	2.426E-05	1.861E-05	3.161E-05	
Strike Probability, 1/yr				7.701E-05	5.182E-05	1.154E-04	
1.0E-5 1/yr design speed				114.	102.	126.	
1.0E-6 1/yr design speed				156.	144.	168.	
1.0E-7 1/yr design speed				193.	181.	205.	
37	104	1.505E+04	1.0000	103	85	85	
Point	3.271E-02	1.978E-02	5.409E-02	4.172E-06	2.523E-06	6.898E-06	
Line	7.642E-01	5.747E-01	1.016E+00	3.692E-06	2.776E-06	4.909E-06	
Strike Probability, 1/yr				7.864E-06	5.299E-06	1.181E-05	
1.0E-5 1/yr design speed				60.	60.	72.	
1.0E-6 1/yr design speed				115.	104.	127.	
1.0E-7 1/yr design speed				157.	145.	169.	
37	106	1.505E+04	1.0000	13	12	13	
Point	1.089E+00	4.808E-02	2.468E+01	1.753E-05	7.738E-07	3.972E-04	
Line	2.666E+00	8.151E-01	8.719E+00	1.625E-06	4.969E-07	5.316E-06	
Strike Probability, 1/yr				1.916E-05	1.271E-06	4.025E-04	
1.0E-5 1/yr design speed				82.	60.	147.	
1.0E-6 1/yr design speed				129.	72.	187.	
1.0E-7 1/yr design speed				169.	119.	223.	
37	108	1.505E+04	1.0000	8	7	7	
Point	5.572E-02	1.857E-02	1.672E-01	5.519E-07	1.839E-07	1.656E-06	
Line	1.714E+00	7.158E-01	4.106E+00	6.432E-07	2.686E-07	1.540E-06	
Strike Probability, 1/yr				1.195E-06	4.525E-07	3.196E-06	
1.0E-5 1/yr design speed				60.	60.	60.	
1.0E-6 1/yr design speed				71.	60.	100.	
1.0E-7 1/yr design speed				124.	101.	147.	

37	110	1.505E+04	1.0000	12	7	7	
Point	1.343E-02	2.417E-03	7.460E-02	1.995E-07	3.591E-08	1.108E-06	
Line	4.758E-01	2.121E-01	1.067E+00	2.678E-07	1.194E-07	6.006E-07	
Strike Probability, 1/yr				4.673E-07	1.553E-07	1.709E-06	
1.0E-5 1/yr design speed				60.	60.	60.	
1.0E-6 1/yr design speed				60.	60.	83.	
1.0E-7 1/yr design speed				105.	78.	134.	
37	112	1.505E+04	1.0000	14	13	13	
Point	4.776E-02	8.773E-03	2.600E-01	8.279E-07	1.521E-07	4.507E-06	
Line	1.065E+00	4.355E-01	2.604E+00	6.993E-07	2.860E-07	1.710E-06	
Strike Probability, 1/yr				1.527E-06	4.380E-07	6.217E-06	
1.0E-5 1/yr design speed				60.	60.	60.	
1.0E-6 1/yr design speed				78.	60.	113.	
1.0E-7 1/yr design speed				128.	101.	157.	
37	114	1.505E+04	1.0000	6	4	5	
Point	2.237E-02	1.683E-03	2.972E-01	1.662E-07	1.250E-08	2.208E-06	
Line	1.263E+00	2.871E-01	5.560E+00	3.555E-07	8.079E-08	1.564E-06	
Strike Probability, 1/yr				5.217E-07	9.330E-08	3.773E-06	
1.0E-5 1/yr design speed				60.	50.	60.	
1.0E-6 1/yr design speed				60.	50.	103.	
1.0E-7 1/yr design speed				108.	50.	149.	
37	116	1.505E+04	1.0000	3	3	3	
Point	6.515E-04	2.650E-04	1.602E-03	2.420E-09	9.842E-10	5.951E-09	
Line	1.329E-01	9.626E-02	1.835E-01	1.870E-08	1.354E-08	2.582E-08	
Strike Probability, 1/yr				2.112E-08	1.453E-08	3.177E-08	
1.0E-5 1/yr design speed				50.	50.	50.	
1.0E-6 1/yr design speed				50.	50.	50.	
1.0E-7 1/yr design speed				50.	50.	50.	
37	118	1.505E+04	1.0000	3	2	2	
Point	1.599E-02	5.352E-03	4.778E-02	5.940E-08	1.988E-08	1.775E-07	
Line	7.509E-01	4.901E-01	1.150E+00	1.056E-07	6.895E-08	1.619E-07	
Strike Probability, 1/yr				1.650E-07	8.884E-08	3.393E-07	
1.0E-5 1/yr design speed				60.	50.	60.	
1.0E-6 1/yr design speed				60.	50.	60.	
1.0E-7 1/yr design speed				81.	50.	101.	
37	120	1.505E+04	1.0000	50	41	41	
Point	2.740E-02	1.346E-02	5.576E-02	1.696E-06	8.332E-07	3.452E-06	
Line	7.005E-01	4.858E-01	1.010E+00	1.643E-06	1.139E-06	2.369E-06	
Strike Probability, 1/yr				3.339E-06	1.972E-06	5.821E-06	
1.0E-5 1/yr design speed				60.	60.	60.	
1.0E-6 1/yr design speed				97.	83.	112.	
1.0E-7 1/yr design speed				142.	129.	157.	
37	122	6.367E+03	0.4231	24	23	23	
Point	7.819E-02	2.947E-02	2.075E-01	5.491E-06	2.069E-06	1.457E-05	
Line	1.900E+00	9.714E-01	3.718E+00	5.056E-06	2.584E-06	9.891E-06	
Strike Probability, 1/yr				1.055E-05	4.654E-06	2.446E-05	
1.0E-5 1/yr design speed				67.	60.	93.	
1.0E-6 1/yr design speed				121.	101.	141.	
1.0E-7 1/yr design speed				162.	143.	181.	

39	70	1.815E+02	0.0124	0	0	0	
39	72	1.999E+03	0.1367	25	22	22	
Point		4.298E-02	2.111E-02	8.751E-02	1.001E-05	4.917E-06	2.039E-05
Line		1.086E+00	6.158E-01	1.917E+00	9.587E-06	5.434E-06	1.691E-05
Strike Probability, 1/yr					1.960E-05	1.035E-05	3.730E-05
1.0E-5	1/yr design speed				86.	66.	103.
1.0E-6	1/yr design speed				135.	123.	147.
1.0E-7	1/yr design speed				172.	161.	183.
39	74	1.316E+04	0.8993	266	248	248	
Point		3.006E-01	2.064E-01	4.376E-01	1.132E-04	7.777E-05	1.649E-04
Line		2.691E+00	2.214E+00	3.272E+00	3.840E-05	3.159E-05	4.669E-05
Strike Probability, 1/yr					1.516E-04	1.094E-04	2.116E-04
1.0E-5	1/yr design speed				127.	120.	134.
1.0E-6	1/yr design speed				166.	159.	173.
1.0E-7	1/yr design speed				202.	195.	208.
39	76	1.463E+04	1.0000	260	229	229	
Point		2.576E-01	1.778E-01	3.730E-01	8.529E-05	5.889E-05	1.235E-04
Line		2.467E+00	2.045E+00	2.976E+00	3.095E-05	2.565E-05	3.733E-05
Strike Probability, 1/yr					1.162E-04	8.455E-05	1.609E-04
1.0E-5	1/yr design speed				123.	115.	130.
1.0E-6	1/yr design speed				162.	156.	169.
1.0E-7	1/yr design speed				198.	191.	204.
39	78	1.463E+04	1.0000	175	146	146	
Point		5.861E-01	3.653E-01	9.403E-01	1.306E-04	8.142E-05	2.096E-04
Line		4.480E+00	3.489E+00	5.751E+00	3.782E-05	2.946E-05	4.856E-05
Strike Probability, 1/yr					1.685E-04	1.109E-04	2.582E-04
1.0E-5	1/yr design speed				132.	125.	139.
1.0E-6	1/yr design speed				170.	164.	178.
1.0E-7	1/yr design speed				204.	198.	212.
39	80	1.463E+04	1.0000	170	139	139	
Point		3.835E-01	2.303E-01	6.387E-01	8.303E-05	4.985E-05	1.383E-04
Line		3.159E+00	2.433E+00	4.103E+00	2.591E-05	1.996E-05	3.365E-05
Strike Probability, 1/yr					1.089E-04	6.981E-05	1.719E-04
1.0E-5	1/yr design speed				124.	116.	132.
1.0E-6	1/yr design speed				164.	157.	171.
1.0E-7	1/yr design speed				199.	191.	206.
39	82	1.463E+04	1.0000	300	249	249	
Point		1.144E+00	7.231E-01	1.811E+00	4.373E-04	2.763E-04	6.919E-04
Line		6.071E+00	4.720E+00	7.808E+00	8.786E-05	6.831E-05	1.130E-04
Strike Probability, 1/yr					5.251E-04	3.446E-04	8.050E-04
1.0E-5	1/yr design speed				150.	143.	158.
1.0E-6	1/yr design speed				186.	179.	194.
1.0E-7	1/yr design speed				219.	211.	227.
39	84	1.463E+04	1.0000	502	393	394	
Point		1.579E+00	1.023E+00	2.437E+00	1.010E-03	6.542E-04	1.558E-03
Line		6.024E+00	4.876E+00	7.442E+00	1.459E-04	1.181E-04	1.802E-04
Strike Probability, 1/yr					1.155E-03	7.723E-04	1.738E-03
1.0E-5	1/yr design speed				162.	155.	169.
1.0E-6	1/yr design speed				197.	190.	204.
1.0E-7	1/yr design speed				229.	221.	237.

39	86	1.463E+04	1.0000	480	362	362	
Point	1.376E+00	8.467E-01	2.237E+00	8.414E-04	5.176E-04	1.368E-03	
Line	5.769E+00	4.537E+00	7.336E+00	1.336E-04	1.051E-04	1.699E-04	
Strike Probability, 1/yr				9.750E-04	6.227E-04	1.537E-03	
1.0E-5 1/yr design speed				159.	152.	167.	
1.0E-6 1/yr design speed				195.	187.	203.	
1.0E-7 1/yr design speed				227.	219.	236.	
39	88	1.463E+04	1.0000	613	505	505	
Point	1.260E+00	8.159E-01	1.947E+00	9.840E-04	6.370E-04	1.520E-03	
Line	6.094E+00	4.887E+00	7.599E+00	1.802E-04	1.445E-04	2.247E-04	
Strike Probability, 1/yr				1.164E-03	7.815E-04	1.745E-03	
1.0E-5 1/yr design speed				163.	156.	170.	
1.0E-6 1/yr design speed				198.	191.	205.	
1.0E-7 1/yr design speed				229.	222.	238.	
39	90	1.463E+04	1.0000	384	330	330	
Point	2.572E+00	1.470E+00	4.503E+00	1.258E-03	7.187E-04	2.202E-03	
Line	9.030E+00	6.862E+00	1.188E+01	1.673E-04	1.271E-04	2.202E-04	
Strike Probability, 1/yr				1.425E-03	8.458E-04	2.422E-03	
1.0E-5 1/yr design speed				165.	157.	174.	
1.0E-6 1/yr design speed				200.	191.	209.	
1.0E-7 1/yr design speed				231.	222.	242.	
39	92	1.463E+04	1.0000	311	290	290	
Point	1.893E+00	1.075E+00	3.335E+00	7.500E-04	4.258E-04	1.321E-03	
Line	7.413E+00	5.673E+00	9.686E+00	1.112E-04	8.512E-05	1.453E-04	
Strike Probability, 1/yr				8.612E-04	5.109E-04	1.466E-03	
1.0E-5 1/yr design speed				157.	149.	166.	
1.0E-6 1/yr design speed				193.	184.	202.	
1.0E-7 1/yr design speed				225.	216.	235.	
39	94	1.463E+04	1.0000	561	479	483	
Point	2.183E+00	1.424E+00	3.348E+00	1.560E-03	1.018E-03	2.392E-03	
Line	7.216E+00	5.877E+00	8.859E+00	1.953E-04	1.591E-04	2.398E-04	
Strike Probability, 1/yr				1.755E-03	1.177E-03	2.632E-03	
1.0E-5 1/yr design speed				168.	161.	176.	
1.0E-6 1/yr design speed				202.	195.	210.	
1.0E-7 1/yr design speed				234.	226.	243.	
39	96	1.463E+04	1.0000	556	464	464	
Point	1.395E+00	9.289E-01	2.096E+00	9.882E-04	6.578E-04	1.484E-03	
Line	8.788E+00	6.974E+00	1.107E+01	2.357E-04	1.871E-04	2.970E-04	
Strike Probability, 1/yr				1.224E-03	8.449E-04	1.781E-03	
1.0E-5 1/yr design speed				165.	158.	171.	
1.0E-6 1/yr design speed				199.	193.	206.	
1.0E-7 1/yr design speed				231.	224.	238.	
39	98	1.463E+04	1.0000	642	536	536	
Point	7.745E-01	5.430E-01	1.105E+00	6.333E-04	4.440E-04	9.032E-04	
Line	5.457E+00	4.503E+00	6.612E+00	1.690E-04	1.395E-04	2.048E-04	
Strike Probability, 1/yr				8.023E-04	5.835E-04	1.108E-03	
1.0E-5 1/yr design speed				158.	153.	164.	
1.0E-6 1/yr design speed				193.	188.	200.	
1.0E-7 1/yr design speed				225.	219.	232.	

39	100	1.463E+04	1.0000	438	338	338	
Point	3.229E-01	2.118E-01	4.922E-01	1.801E-04	1.182E-04	2.746E-04	
Line	3.004E+00	2.388E+00	3.779E+00	6.348E-05	5.046E-05	7.986E-05	
Strike Probability, 1/yr				2.436E-04	1.686E-04	3.544E-04	
1.0E-5 1/yr design speed				139.	133.	146.	
1.0E-6 1/yr design speed				177.	171.	183.	
1.0E-7 1/yr design speed				210.	204.	217.	
39	102	1.463E+04	1.0000	472	379	379	
Point	5.305E-02	3.990E-02	7.056E-02	3.189E-05	2.398E-05	4.242E-05	
Line	9.546E-01	8.080E-01	1.128E+00	2.174E-05	1.840E-05	2.568E-05	
Strike Probability, 1/yr				5.363E-05	4.238E-05	6.810E-05	
1.0E-5 1/yr design speed				107.	99.	116.	
1.0E-6 1/yr design speed				150.	141.	159.	
1.0E-7 1/yr design speed				188.	179.	197.	
39	104	1.463E+04	1.0000	571	513	513	
Point	3.792E-02	3.053E-02	4.711E-02	2.758E-05	2.220E-05	3.426E-05	
Line	7.940E-01	7.020E-01	8.980E-01	2.187E-05	1.934E-05	2.474E-05	
Strike Probability, 1/yr				4.945E-05	4.154E-05	5.900E-05	
1.0E-5 1/yr design speed				106.	99.	113.	
1.0E-6 1/yr design speed				149.	141.	157.	
1.0E-7 1/yr design speed				187.	179.	195.	
39	106	1.463E+04	1.0000	8	7	7	
Point	9.276E-03	4.367E-03	1.970E-02	9.451E-08	4.449E-08	2.008E-07	
Line	3.413E-01	2.139E-01	5.445E-01	1.317E-07	8.255E-08	2.101E-07	
Strike Probability, 1/yr				2.262E-07	1.270E-07	4.109E-07	
1.0E-5 1/yr design speed				60.	60.	60.	
1.0E-6 1/yr design speed				60.	60.	60.	
1.0E-7 1/yr design speed				88.	73.	106.	
39	108	1.463E+04	1.0000	12	10	11	
Point	1.821E-02	5.737E-03	5.777E-02	2.783E-07	8.768E-08	8.830E-07	
Line	7.024E-01	3.131E-01	1.576E+00	4.067E-07	1.813E-07	9.122E-07	
Strike Probability, 1/yr				6.849E-07	2.690E-07	1.795E-06	
1.0E-5 1/yr design speed				60.	60.	60.	
1.0E-6 1/yr design speed				60.	60.	85.	
1.0E-7 1/yr design speed				113.	90.	136.	
39	110	1.463E+04	1.0000	32	23	23	
Point	1.935E-01	3.120E-02	1.200E+00	7.887E-06	1.272E-06	4.892E-05	
Line	1.455E+00	6.888E-01	3.074E+00	2.247E-06	1.063E-06	4.746E-06	
Strike Probability, 1/yr				1.013E-05	2.335E-06	5.366E-05	
1.0E-5 1/yr design speed				65.	60.	109.	
1.0E-6 1/yr design speed				118.	86.	153.	
1.0E-7 1/yr design speed				160.	131.	192.	
39	112	1.463E+04	1.0000	14	11	11	
Point	2.833E-02	4.266E-03	1.881E-01	5.051E-07	7.607E-08	3.354E-06	
Line	5.852E-01	2.391E-01	1.432E+00	3.952E-07	1.615E-07	9.671E-07	
Strike Probability, 1/yr				9.004E-07	2.376E-07	4.321E-06	
1.0E-5 1/yr design speed				60.	60.	60.	
1.0E-6 1/yr design speed				60.	60.	105.	
1.0E-7 1/yr design speed				118.	87.	150.	

39	114	1.463E+04	1.0000	14	9	11	
Point	2.346E-01	7.259E-03	7.584E+00		4.184E-06	1.294E-07	1.352E-04
Line	9.030E-01	3.114E-01	2.619E+00		6.099E-07	2.103E-07	1.769E-06
Strike Probability, 1/yr					4.794E-06	3.397E-07	1.370E-04
1.0E-5 1/yr design speed					60.	60.	128.
1.0E-6 1/yr design speed					103.	60.	169.
1.0E-7 1/yr design speed					146.	95.	206.
39	116	1.463E+04	1.0000	4	3	3	
Point	1.324E-02	1.390E-03	1.261E-01		6.745E-08	7.079E-09	6.426E-07
Line	5.866E-01	1.778E-01	1.935E+00		1.132E-07	3.431E-08	3.734E-07
Strike Probability, 1/yr					1.806E-07	4.139E-08	1.016E-06
1.0E-5 1/yr design speed					60.	50.	60.
1.0E-6 1/yr design speed					60.	50.	66.
1.0E-7 1/yr design speed					83.	50.	124.
39	118	1.463E+04	1.0000	16	11	11	
Point	9.851E-02	1.374E-02	7.062E-01		2.007E-06	2.800E-07	1.439E-05
Line	3.051E+00	7.569E-01	1.230E+01		2.355E-06	5.843E-07	9.493E-06
Strike Probability, 1/yr					4.363E-06	8.643E-07	2.388E-05
1.0E-5 1/yr design speed					60.	60.	92.
1.0E-6 1/yr design speed					104.	60.	140.
1.0E-7 1/yr design speed					148.	114.	181.
39	120	1.463E+04	1.0000	9	7	7	
Point	7.839E-02	6.570E-03	9.354E-01		8.986E-07	7.531E-08	1.072E-05
Line	1.886E+00	4.181E-01	8.503E+00		8.187E-07	1.816E-07	3.692E-06
Strike Probability, 1/yr					1.717E-06	2.569E-07	1.441E-05
1.0E-5 1/yr design speed					60.	60.	78.
1.0E-6 1/yr design speed					81.	60.	130.
1.0E-7 1/yr design speed					130.	89.	171.
39	122	1.426E+04	0.9748	10	6	7	
Point	4.207E-01	1.261E-02	1.403E+01		5.497E-06	1.648E-07	1.834E-04
Line	1.447E+00	4.920E-01	4.255E+00		7.161E-07	2.435E-07	2.106E-06
Strike Probability, 1/yr					6.213E-06	4.083E-07	1.855E-04
1.0E-5 1/yr design speed					60.	60.	133.
1.0E-6 1/yr design speed					108.	60.	174.
1.0E-7 1/yr design speed					151.	99.	211.
39	124	9.103E+02	0.0622	1	1	1	
Point	2.273E-01	0.000E+00	0.000E+00		4.652E-06	0.000E+00	0.000E+00
Line	2.000E+00	0.000E+00	0.000E+00		1.551E-06	0.000E+00	0.000E+00
Strike Probability, 1/yr					6.203E-06	0.000E+00	0.000E+00
1.0E-5 1/yr design speed					60.	0.	0.
1.0E-6 1/yr design speed					109.	0.	0.
1.0E-7 1/yr design speed					152.	0.	0.
41	68	1.788E+02	0.0126	0	0	0	
41	70	6.012E+03	0.4236	113	106	106	
Point	2.840E-01	1.434E-01	5.625E-01		9.945E-05	5.020E-05	1.970E-04
Line	2.790E+00	1.911E+00	4.074E+00		3.701E-05	2.535E-05	5.404E-05
Strike Probability, 1/yr					1.365E-04	7.555E-05	2.510E-04
1.0E-5 1/yr design speed					126.	114.	137.
1.0E-6 1/yr design speed					165.	154.	176.
1.0E-7 1/yr design speed					200.	189.	211.

41	72	1.312E+04	0.9244	227	203	203		
Point		3.331E-01	2.110E-01	5.258E-01	1.074E-04	6.804E-05	1.695E-04	
Line		3.264E+00	2.538E+00	4.197E+00	3.985E-05	3.099E-05	5.125E-05	
Strike Probability, 1/yr					1.472E-04	9.903E-05	2.208E-04	
1.0E-5	1/yr design speed				127.	119.	135.	
1.0E-6	1/yr design speed				166.	158.	174.	
1.0E-7	1/yr design speed				201.	193.	209.	
41	74	1.419E+04	1.0000	119	111	111		
Point		8.583E-01	4.199E-01	1.755E+00	1.341E-04	6.560E-05	2.741E-04	
Line		3.118E+00	2.273E+00	4.279E+00	1.845E-05	1.345E-05	2.532E-05	
Strike Probability, 1/yr					1.526E-04	7.905E-05	2.994E-04	
1.0E-5	1/yr design speed				125.	112.	138.	
1.0E-6	1/yr design speed				165.	153.	178.	
1.0E-7	1/yr design speed				202.	189.	214.	
41	76	1.419E+04	1.0000	115	109	109		
Point		1.537E+00	7.621E-01	3.100E+00	2.321E-04	1.151E-04	4.680E-04	
Line		4.103E+00	3.105E+00	5.422E+00	2.346E-05	1.776E-05	3.101E-05	
Strike Probability, 1/yr					2.555E-04	1.328E-04	4.990E-04	
1.0E-5	1/yr design speed				134.	121.	147.	
1.0E-6	1/yr design speed				173.	161.	186.	
1.0E-7	1/yr design speed				209.	197.	222.	
41	78	1.173E+04	0.8264	122	108	108		
Point		3.642E+00	1.518E+00	8.737E+00	7.059E-04	2.943E-04	1.693E-03	
Line		7.106E+00	4.952E+00	1.020E+01	5.217E-05	3.636E-05	7.487E-05	
Strike Probability, 1/yr					7.581E-04	3.306E-04	1.768E-03	
1.0E-5	1/yr design speed				154.	140.	168.	
1.0E-6	1/yr design speed				189.	176.	203.	
1.0E-7	1/yr design speed				222.	209.	237.	
41	80	5.540E+03	0.3903	153	127	127		
Point		9.497E-01	5.168E-01	1.745E+00	4.887E-04	2.659E-04	8.982E-04	
Line		5.383E+00	3.946E+00	7.343E+00	1.049E-04	7.691E-05	1.431E-04	
Strike Probability, 1/yr					5.936E-04	3.428E-04	1.041E-03	
1.0E-5	1/yr design speed				153.	144.	162.	
1.0E-6	1/yr design speed				188.	180.	198.	
1.0E-7	1/yr design speed				221.	212.	231.	
41	82	9.225E+03	0.6500	305	264	264		
Point		6.720E-01	4.235E-01	1.066E+00	4.140E-04	2.609E-04	6.569E-04	
Line		5.271E+00	4.052E+00	6.856E+00	1.230E-04	9.455E-05	1.600E-04	
Strike Probability, 1/yr					5.370E-04	3.554E-04	8.169E-04	
1.0E-5	1/yr design speed				152.	145.	159.	
1.0E-6	1/yr design speed				188.	181.	195.	
1.0E-7	1/yr design speed				220.	213.	228.	
41	84	1.419E+04	1.0000	435	354	354		
Point		1.864E+00	1.153E+00	3.013E+00	1.064E-03	6.584E-04	1.721E-03	
Line		6.909E+00	5.523E+00	8.641E+00	1.495E-04	1.195E-04	1.869E-04	
Strike Probability, 1/yr					1.214E-03	7.778E-04	1.908E-03	
1.0E-5	1/yr design speed				163.	155.	171.	
1.0E-6	1/yr design speed				197.	190.	206.	
1.0E-7	1/yr design speed				229.	221.	238.	

41	86	7.839E+03	0.5524	320	238	238	
Point	1.281E+00	7.730E-01	2.124E+00	9.746E-04	5.879E-04	1.616E-03	
Line	6.445E+00	5.020E+00	8.273E+00	1.857E-04	1.446E-04	2.384E-04	
Strike Probability, 1/yr				1.160E-03	7.326E-04	1.854E-03	
1.0E-5 1/yr design speed				163.	156.	171.	
1.0E-6 1/yr design speed				198.	190.	206.	
1.0E-7 1/yr design speed				229.	221.	239.	
41	88	1.419E+04	1.0000	407	344	345	
Point	7.856E-01	5.124E-01	1.205E+00	4.198E-04	2.738E-04	6.437E-04	
Line	5.989E+00	4.739E+00	7.570E+00	1.212E-04	9.592E-05	1.532E-04	
Strike Probability, 1/yr				5.410E-04	3.697E-04	7.969E-04	
1.0E-5 1/yr design speed				152.	146.	159.	
1.0E-6 1/yr design speed				188.	182.	195.	
1.0E-7 1/yr design speed				220.	214.	228.	
41	90	1.419E+04	1.0000	518	442	444	
Point	2.249E+00	1.376E+00	3.678E+00	1.530E-03	9.355E-04	2.501E-03	
Line	7.516E+00	5.965E+00	9.469E+00	1.936E-04	1.537E-04	2.439E-04	
Strike Probability, 1/yr				1.723E-03	1.089E-03	2.745E-03	
1.0E-5 1/yr design speed				168.	160.	176.	
1.0E-6 1/yr design speed				202.	194.	211.	
1.0E-7 1/yr design speed				234.	225.	243.	
41	92	1.419E+04	1.0000	565	488	488	
Point	1.286E+00	8.572E-01	1.929E+00	9.539E-04	6.358E-04	1.431E-03	
Line	6.210E+00	5.065E+00	7.615E+00	1.745E-04	1.423E-04	2.140E-04	
Strike Probability, 1/yr				1.128E-03	7.782E-04	1.645E-03	
1.0E-5 1/yr design speed				162.	156.	169.	
1.0E-6 1/yr design speed				197.	191.	204.	
1.0E-7 1/yr design speed				229.	222.	237.	
41	94	1.419E+04	1.0000	427	373	373	
Point	1.087E+00	6.966E-01	1.697E+00	6.095E-04	3.905E-04	9.515E-04	
Line	5.881E+00	4.669E+00	7.408E+00	1.249E-04	9.915E-05	1.573E-04	
Strike Probability, 1/yr				7.344E-04	4.896E-04	1.109E-03	
1.0E-5 1/yr design speed				156.	149.	163.	
1.0E-6 1/yr design speed				191.	185.	199.	
1.0E-7 1/yr design speed				224.	216.	232.	
41	96	1.419E+04	1.0000	562	451	451	
Point	9.520E-01	6.254E-01	1.449E+00	7.025E-04	4.614E-04	1.069E-03	
Line	6.005E+00	4.756E+00	7.583E+00	1.678E-04	1.329E-04	2.119E-04	
Strike Probability, 1/yr				8.703E-04	5.944E-04	1.281E-03	
1.0E-5 1/yr design speed				159.	153.	166.	
1.0E-6 1/yr design speed				194.	188.	201.	
1.0E-7 1/yr design speed				226.	219.	234.	
41	98	1.419E+04	1.0000	407	335	335	
Point	7.830E-01	4.823E-01	1.271E+00	4.184E-04	2.577E-04	6.792E-04	
Line	7.469E+00	5.607E+00	9.950E+00	1.512E-04	1.135E-04	2.014E-04	
Strike Probability, 1/yr				5.696E-04	3.712E-04	8.806E-04	
1.0E-5 1/yr design speed				154.	147.	161.	
1.0E-6 1/yr design speed				190.	183.	197.	
1.0E-7 1/yr design speed				222.	215.	230.	

41	100	1.419E+04	1.0000	208	165	165	
Point	4.774E-01	2.410E-01	9.456E-01	1.304E-04	6.582E-05	2.582E-04	
Line	5.249E+00	3.474E+00	7.930E+00	5.429E-05	3.593E-05	8.203E-05	
Strike Probability, 1/yr				1.847E-04	1.017E-04	3.403E-04	
1.0E-5 1/yr design speed				135.	125.	145.	
1.0E-6 1/yr design speed				174.	164.	183.	
1.0E-7 1/yr design speed				207.	198.	217.	
41	102	1.419E+04	1.0000	346	267	267	
Point	1.474E-01	9.276E-02	2.344E-01	6.698E-05	4.214E-05	1.065E-04	
Line	2.697E+00	2.009E+00	3.622E+00	4.641E-05	3.457E-05	6.232E-05	
Strike Probability, 1/yr				1.134E-04	7.671E-05	1.688E-04	
1.0E-5 1/yr design speed				122.	110.	134.	
1.0E-6 1/yr design speed				163.	151.	175.	
1.0E-7 1/yr design speed				200.	188.	211.	
41	104	1.419E+04	1.0000	243	190	190	
Point	5.632E-02	3.585E-02	8.848E-02	1.797E-05	1.144E-05	2.823E-05	
Line	1.219E+00	9.568E-01	1.554E+00	1.474E-05	1.156E-05	1.878E-05	
Strike Probability, 1/yr				3.270E-05	2.300E-05	4.701E-05	
1.0E-5 1/yr design speed				97.	86.	108.	
1.0E-6 1/yr design speed				142.	131.	153.	
1.0E-7 1/yr design speed				181.	169.	192.	
41	106	1.419E+04	1.0000	37	29	29	
Point	2.455E-01	5.388E-02	1.118E+00	1.192E-05	2.617E-06	5.432E-05	
Line	1.367E+00	8.402E-01	2.225E+00	2.516E-06	1.546E-06	4.094E-06	
Strike Probability, 1/yr				1.444E-05	4.163E-06	5.842E-05	
1.0E-5 1/yr design speed				76.	60.	111.	
1.0E-6 1/yr design speed				125.	98.	155.	
1.0E-7 1/yr design speed				165.	140.	193.	
41	108	1.419E+04	1.0000	20	18	18	
Point	2.385E-02	8.849E-03	6.430E-02	6.264E-07	2.324E-07	1.688E-06	
Line	4.623E-01	3.045E-01	7.020E-01	4.598E-07	3.028E-07	6.982E-07	
Strike Probability, 1/yr				1.086E-06	5.352E-07	2.387E-06	
1.0E-5 1/yr design speed				60.	60.	60.	
1.0E-6 1/yr design speed				68.	60.	91.	
1.0E-7 1/yr design speed				121.	104.	140.	
41	110	1.419E+04	1.0000	25	22	22	
Point	2.741E-02	1.080E-02	6.956E-02	8.995E-07	3.544E-07	2.283E-06	
Line	7.319E-01	4.348E-01	1.232E+00	9.099E-07	5.405E-07	1.532E-06	
Strike Probability, 1/yr				1.809E-06	8.949E-07	3.815E-06	
1.0E-5 1/yr design speed				60.	60.	60.	
1.0E-6 1/yr design speed				83.	60.	103.	
1.0E-7 1/yr design speed				131.	114.	149.	
41	112	1.419E+04	1.0000	46	38	39	
Point	5.796E-02	2.372E-02	1.416E-01	3.500E-06	1.433E-06	8.551E-06	
Line	1.159E+00	7.158E-01	1.877E+00	2.652E-06	1.638E-06	4.294E-06	
Strike Probability, 1/yr				6.152E-06	3.070E-06	1.284E-05	
1.0E-5 1/yr design speed				60.	60.	75.	
1.0E-6 1/yr design speed				110.	92.	128.	
1.0E-7 1/yr design speed				153.	136.	170.	

41	114	1.419E+04	1.0000	23	19	19	
Point		2.339E-02	7.696E-03	7.111E-02	7.064E-07	2.324E-07	2.147E-06
Line		7.995E-01	4.351E-01	1.469E+00	9.144E-07	4.977E-07	1.680E-06
Strike Probability, 1/yr					1.621E-06	7.300E-07	3.827E-06
1.0E-5	1/yr design speed				60.	60.	60.
1.0E-6	1/yr design speed				80.	60.	104.
1.0E-7	1/yr design speed				130.	111.	150.
41	116	1.419E+04	1.0000	2	2	2	
Point		3.486E-03	4.523E-04	2.687E-02	9.153E-09	1.188E-09	7.055E-08
Line		6.135E-01	7.960E-02	4.729E+00	6.102E-08	7.917E-09	4.703E-07
Strike Probability, 1/yr					7.017E-08	9.105E-09	5.409E-07
1.0E-5	1/yr design speed				50.	50.	60.
1.0E-6	1/yr design speed				50.	50.	60.
1.0E-7	1/yr design speed				50.	50.	113.
41	118	1.419E+04	1.0000	3	2	2	
Point		1.136E-03	0.000E+00	0.000E+00	4.476E-09	0.000E+00	0.000E+00
Line		2.000E-01	0.000E+00	0.000E+00	2.984E-08	0.000E+00	0.000E+00
Strike Probability, 1/yr					3.431E-08	0.000E+00	0.000E+00
1.0E-5	1/yr design speed				50.	0.	0.
1.0E-6	1/yr design speed				50.	0.	0.
1.0E-7	1/yr design speed				50.	0.	0.
41	120	1.419E+04	1.0000	3	3	3	
Point		4.676E-02	1.034E-03	2.115E+00	1.842E-07	4.072E-09	8.329E-06
Line		1.269E+00	1.782E-01	9.029E+00	1.893E-07	2.659E-08	1.347E-06
Strike Probability, 1/yr					3.734E-07	3.066E-08	9.676E-06
1.0E-5	1/yr design speed				60.	50.	60.
1.0E-6	1/yr design speed				60.	50.	122.
1.0E-7	1/yr design speed				100.	50.	164.
41	122	1.419E+04	1.0000	0	0	0	
41	124	1.414E+03	0.0996	8	6	7	
Point		6.181E-03	2.697E-03	1.417E-02	6.517E-07	2.843E-07	1.494E-06
Line		3.132E-01	1.878E-01	5.225E-01	1.251E-06	7.501E-07	2.087E-06
Strike Probability, 1/yr					1.903E-06	1.034E-06	3.581E-06
1.0E-5	1/yr design speed				60.	60.	60.
1.0E-6	1/yr design speed				84.	66.	103.
1.0E-7	1/yr design speed				133.	118.	149.
43	66	1.873E+03	0.1363	2	2	2	
Point		2.484E-01	1.333E-01	4.629E-01	4.942E-06	2.651E-06	9.211E-06
Line		1.402E+01	8.718E+00	2.256E+01	1.057E-05	6.570E-06	1.700E-05
Strike Probability, 1/yr					1.551E-05	9.222E-06	2.621E-05
1.0E-5	1/yr design speed				82.	60.	97.
1.0E-6	1/yr design speed				133.	123.	143.
1.0E-7	1/yr design speed				170.	161.	179.
43	68	6.135E+03	0.4466	24	23	23	
Point		1.430E-01	6.147E-02	3.326E-01	1.042E-05	4.480E-06	2.424E-05
Line		3.152E+00	1.720E+00	5.775E+00	8.702E-06	4.749E-06	1.594E-05
Strike Probability, 1/yr					1.912E-05	9.229E-06	4.018E-05
1.0E-5	1/yr design speed				85.	60.	104.
1.0E-6	1/yr design speed				134.	120.	148.
1.0E-7	1/yr design speed				172.	159.	184.

43	70	1.270E+04	0.9244	72	67	67	
Point	9.533E-02	5.169E-02	1.758E-01	1.007E-05	5.460E-06	1.858E-05	
Line	1.614E+00	1.124E+00	2.318E+00	6.459E-06	4.497E-06	9.276E-06	
Strike Probability, 1/yr				1.653E-05	9.958E-06	2.785E-05	
1.0E-5 1/yr design speed				81.	60.	95.	
1.0E-6 1/yr design speed				131.	121.	141.	
1.0E-7 1/yr design speed				169.	160.	178.	
43	72	1.374E+04	1.0000	54	46	46	
Point	3.185E-01	1.242E-01	8.165E-01	2.333E-05	9.098E-06	5.981E-05	
Line	3.408E+00	2.005E+00	5.792E+00	9.455E-06	5.564E-06	1.607E-05	
Strike Probability, 1/yr				3.278E-05	1.466E-05	7.587E-05	
1.0E-5 1/yr design speed				97.	77.	115.	
1.0E-6 1/yr design speed				141.	127.	156.	
1.0E-7 1/yr design speed				179.	165.	193.	
43	74	1.272E+04	0.9256	37	33	33	
Point	4.611E-01	1.222E-01	1.740E+00	2.500E-05	6.625E-06	9.436E-05	
Line	2.490E+00	1.395E+00	4.446E+00	5.114E-06	2.864E-06	9.130E-06	
Strike Probability, 1/yr				3.012E-05	9.489E-06	1.035E-04	
1.0E-5 1/yr design speed				93.	60.	119.	
1.0E-6 1/yr design speed				138.	118.	160.	
1.0E-7 1/yr design speed				176.	157.	197.	
43	76	2.248E+03	0.1637	22	19	19	
Point	6.696E-01	1.793E-01	2.501E+00	1.221E-04	3.268E-05	4.561E-04	
Line	7.180E+00	3.663E+00	1.407E+01	4.959E-05	2.530E-05	9.720E-05	
Strike Probability, 1/yr				1.717E-04	5.798E-05	5.533E-04	
1.0E-5 1/yr design speed				130.	110.	151.	
1.0E-6 1/yr design speed				169.	151.	188.	
1.0E-7 1/yr design speed				203.	186.	223.	
43	78	1.212E+03	0.0882	5	4	4	
Point	2.861E-01	3.570E-02	2.294E+00	2.199E-05	2.743E-06	1.763E-04	
Line	4.042E+00	1.348E+00	1.212E+01	1.177E-05	3.924E-06	3.529E-05	
Strike Probability, 1/yr				3.376E-05	6.668E-06	2.116E-04	
1.0E-5 1/yr design speed				101.	60.	135.	
1.0E-6 1/yr design speed				147.	120.	174.	
1.0E-7 1/yr design speed				184.	162.	209.	
43	82	7.056E+03	0.5137	141	127	127	
Point	8.968E-01	4.347E-01	1.850E+00	3.339E-04	1.618E-04	6.889E-04	
Line	4.390E+00	3.120E+00	6.178E+00	6.191E-05	4.400E-05	8.713E-05	
Strike Probability, 1/yr				3.958E-04	2.058E-04	7.761E-04	
1.0E-5 1/yr design speed				145.	134.	156.	
1.0E-6 1/yr design speed				182.	172.	193.	
1.0E-7 1/yr design speed				215.	205.	226.	
43	84	1.340E+04	0.9752	208	185	185	
Point	6.797E-01	3.854E-01	1.199E+00	1.966E-04	1.115E-04	3.468E-04	
Line	6.168E+00	4.446E+00	8.557E+00	6.759E-05	4.872E-05	9.376E-05	
Strike Probability, 1/yr				2.642E-04	1.602E-04	4.405E-04	
1.0E-5 1/yr design speed				140.	132.	149.	
1.0E-6 1/yr design speed				178.	170.	186.	
1.0E-7 1/yr design speed				211.	203.	220.	

43	86	4.121E+03	0.3000	70	51	51	
Point	1.156E+00	3.802E-01	3.515E+00	3.658E-04	1.203E-04	1.112E-03	
Line	5.385E+00	2.986E+00	9.711E+00	6.455E-05	3.579E-05	1.164E-04	
Strike Probability, 1/yr				4.304E-04	1.561E-04	1.229E-03	
1.0E-5 1/yr design speed				146.	130.	163.	
1.0E-6 1/yr design speed				183.	168.	199.	
1.0E-7 1/yr design speed				216.	202.	232.	
43	88	1.374E+04	1.0000	385	350	350	
Point	8.589E-01	5.701E-01	1.294E+00	4.485E-04	2.977E-04	6.757E-04	
Line	6.689E+00	5.260E+00	8.506E+00	1.323E-04	1.040E-04	1.682E-04	
Strike Probability, 1/yr				5.808E-04	4.018E-04	8.439E-04	
1.0E-5 1/yr design speed				153.	147.	160.	
1.0E-6 1/yr design speed				189.	183.	196.	
1.0E-7 1/yr design speed				221.	215.	229.	
43	90	1.374E+04	1.0000	254	229	229	
Point	1.402E+00	8.674E-01	2.265E+00	4.829E-04	2.988E-04	7.803E-04	
Line	8.534E+00	6.535E+00	1.114E+01	1.114E-04	8.528E-05	1.454E-04	
Strike Probability, 1/yr				5.943E-04	3.841E-04	9.258E-04	
1.0E-5 1/yr design speed				153.	146.	160.	
1.0E-6 1/yr design speed				189.	182.	196.	
1.0E-7 1/yr design speed				221.	213.	229.	
43	92	1.374E+04	1.0000	455	416	416	
Point	1.058E+00	6.875E-01	1.627E+00	6.526E-04	4.243E-04	1.004E-03	
Line	5.281E+00	4.217E+00	6.613E+00	1.234E-04	9.857E-05	1.546E-04	
Strike Probability, 1/yr				7.761E-04	5.229E-04	1.158E-03	
1.0E-5 1/yr design speed				156.	150.	163.	
1.0E-6 1/yr design speed				192.	185.	199.	
1.0E-7 1/yr design speed				224.	217.	232.	
43	94	1.374E+04	1.0000	393	351	351	
Point	9.954E-01	6.246E-01	1.586E+00	5.306E-04	3.329E-04	8.455E-04	
Line	5.619E+00	4.373E+00	7.220E+00	1.135E-04	8.829E-05	1.458E-04	
Strike Probability, 1/yr				6.440E-04	4.212E-04	9.913E-04	
1.0E-5 1/yr design speed				154.	147.	161.	
1.0E-6 1/yr design speed				189.	183.	197.	
1.0E-7 1/yr design speed				222.	214.	230.	
43	96	1.374E+04	1.0000	473	346	346	
Point	4.351E-01	2.844E-01	6.657E-01	2.792E-04	1.825E-04	4.271E-04	
Line	3.693E+00	2.904E+00	4.696E+00	8.974E-05	7.058E-05	1.141E-04	
Strike Probability, 1/yr				3.689E-04	2.531E-04	5.412E-04	
1.0E-5 1/yr design speed				146.	140.	153.	
1.0E-6 1/yr design speed				183.	177.	189.	
1.0E-7 1/yr design speed				215.	209.	223.	
43	98	1.374E+04	1.0000	272	176	176	
Point	7.101E-01	3.363E-01	1.499E+00	2.620E-04	1.241E-04	5.532E-04	
Line	3.236E+00	2.281E+00	4.590E+00	4.522E-05	3.187E-05	6.415E-05	
Strike Probability, 1/yr				3.072E-04	1.559E-04	6.173E-04	
1.0E-5 1/yr design speed				140.	129.	152.	
1.0E-6 1/yr design speed				178.	168.	189.	
1.0E-7 1/yr design speed				211.	201.	223.	

43	100	1.374E+04	1.0000	162	100	101	
Point	3.895E-01	1.325E-01	1.145E+00	8.558E-05	2.912E-05	2.515E-04	
Line	2.279E+00	1.472E+00	3.530E+00	1.897E-05	1.225E-05	2.938E-05	
Strike Probability, 1/yr				1.046E-04	4.137E-05	2.809E-04	
1.0E-5 1/yr design speed				122.	105.	138.	
1.0E-6 1/yr design speed				162.	149.	177.	
1.0E-7 1/yr design speed				197.	184.	211.	
43	102	1.374E+04	1.0000	140	87	89	
Point	5.446E-01	1.895E-01	1.565E+00	1.034E-04	3.598E-05	2.972E-04	
Line	2.730E+00	1.735E+00	4.296E+00	1.964E-05	1.248E-05	3.090E-05	
Strike Probability, 1/yr				1.230E-04	4.846E-05	3.281E-04	
1.0E-5 1/yr design speed				122.	100.	144.	
1.0E-6 1/yr design speed				162.	141.	184.	
1.0E-7 1/yr design speed				200.	179.	220.	
43	104	1.374E+04	1.0000	149	119	120	
Point	3.179E-01	1.566E-01	6.454E-01	6.424E-05	3.164E-05	1.304E-04	
Line	3.182E+00	2.251E+00	4.499E+00	2.436E-05	1.723E-05	3.444E-05	
Strike Probability, 1/yr				8.860E-05	4.887E-05	1.649E-04	
1.0E-5 1/yr design speed				116.	101.	132.	
1.0E-6 1/yr design speed				158.	142.	173.	
1.0E-7 1/yr design speed				195.	180.	210.	
43	106	1.374E+04	1.0000	50	34	34	
Point	1.157E-01	4.039E-02	3.317E-01	7.849E-06	2.739E-06	2.249E-05	
Line	1.727E+00	9.477E-01	3.148E+00	4.437E-06	2.434E-06	8.086E-06	
Strike Probability, 1/yr				1.229E-05	5.173E-06	3.058E-05	
1.0E-5 1/yr design speed				72.	60.	98.	
1.0E-6 1/yr design speed				123.	103.	144.	
1.0E-7 1/yr design speed				164.	145.	184.	
43	108	1.374E+04	1.0000	35	28	28	
Point	1.485E-01	4.535E-02	4.860E-01	7.047E-06	2.153E-06	2.307E-05	
Line	1.511E+00	9.002E-01	2.535E+00	2.717E-06	1.619E-06	4.559E-06	
Strike Probability, 1/yr				9.764E-06	3.771E-06	2.763E-05	
1.0E-5 1/yr design speed				60.	60.	94.	
1.0E-6 1/yr design speed				118.	96.	142.	
1.0E-7 1/yr design speed				159.	139.	182.	
43	110	1.374E+04	1.0000	20	17	17	
Point	2.151E-01	2.279E-02	2.031E+00	5.835E-06	6.181E-07	5.508E-05	
Line	1.966E+00	7.935E-01	4.873E+00	2.021E-06	8.154E-07	5.008E-06	
Strike Probability, 1/yr				7.856E-06	1.433E-06	6.009E-05	
1.0E-5 1/yr design speed				60.	60.	111.	
1.0E-6 1/yr design speed				114.	76.	155.	
1.0E-7 1/yr design speed				156.	123.	194.	
43	112	1.374E+04	1.0000	31	26	27	
Point	3.307E-01	7.420E-02	1.474E+00	1.391E-05	3.120E-06	6.197E-05	
Line	2.646E+00	1.313E+00	5.331E+00	4.214E-06	2.092E-06	8.491E-06	
Strike Probability, 1/yr				1.812E-05	5.212E-06	7.046E-05	
1.0E-5 1/yr design speed				82.	60.	115.	
1.0E-6 1/yr design speed				129.	103.	158.	
1.0E-7 1/yr design speed				169.	144.	196.	

43	114	1.374E+04	1.0000	9	8	8	
Point	1.364E-02	3.572E-03	5.209E-02	1.665E-07	4.360E-08	6.358E-07	
Line	7.796E-01	3.169E-01	1.918E+00	3.605E-07	1.465E-07	8.869E-07	
Strike Probability, 1/yr				5.270E-07	1.901E-07	1.523E-06	
1.0E-5 1/yr design speed				60.	60.	60.	
1.0E-6 1/yr design speed				60.	60.	80.	
1.0E-7 1/yr design speed				108.	83.	133.	
43	116	1.374E+04	1.0000	37	33	33	
Point	3.562E-02	1.425E-02	8.909E-02	1.788E-06	7.149E-07	4.471E-06	
Line	1.372E+00	7.572E-01	2.486E+00	2.608E-06	1.439E-06	4.725E-06	
Strike Probability, 1/yr				4.396E-06	2.154E-06	9.196E-06	
1.0E-5 1/yr design speed				60.	60.	60.	
1.0E-6 1/yr design speed				104.	85.	123.	
1.0E-7 1/yr design speed				148.	131.	165.	
43	118	1.374E+04	1.0000	4	4	4	
Point	1.262E-02	2.222E-03	7.170E-02	6.848E-08	1.206E-08	3.890E-07	
Line	2.490E-01	1.482E-01	4.184E-01	5.118E-08	3.046E-08	8.599E-08	
Strike Probability, 1/yr				1.197E-07	4.251E-08	4.750E-07	
1.0E-5 1/yr design speed				60.	50.	60.	
1.0E-6 1/yr design speed				60.	50.	60.	
1.0E-7 1/yr design speed				71.	50.	107.	
43	120	1.374E+04	1.0000	6	6	6	
Point	4.622E-02	5.117E-03	4.174E-01	3.761E-07	4.164E-08	3.397E-06	
Line	1.061E+00	3.566E-01	3.157E+00	3.270E-07	1.099E-07	9.730E-07	
Strike Probability, 1/yr				7.031E-07	1.516E-07	4.370E-06	
1.0E-5 1/yr design speed				60.	60.	60.	
1.0E-6 1/yr design speed				60.	60.	105.	
1.0E-7 1/yr design speed				113.	77.	151.	
43	122	1.374E+04	1.0000	14	12	12	
Point	1.662E-02	7.137E-03	3.870E-02	3.156E-07	1.355E-07	7.348E-07	
Line	8.373E-01	4.693E-01	1.494E+00	6.022E-07	3.376E-07	1.074E-06	
Strike Probability, 1/yr				9.178E-07	4.731E-07	1.809E-06	
1.0E-5 1/yr design speed				60.	60.	60.	
1.0E-6 1/yr design speed				60.	60.	85.	
1.0E-7 1/yr design speed				119.	103.	136.	
43	124	1.033E+03	0.0752	2	2	2	
Point	1.440E-03	1.224E-04	1.694E-02	5.193E-08	4.415E-09	6.109E-07	
Line	1.000E-01	0.000E+00	0.000E+00	1.366E-07	0.000E+00	0.000E+00	
Strike Probability, 1/yr				1.886E-07	4.415E-09	6.109E-07	
1.0E-5 1/yr design speed				60.	50.	60.	
1.0E-6 1/yr design speed				60.	50.	60.	
1.0E-7 1/yr design speed				84.	50.	111.	
45	66	1.996E+03	0.1505	7	7	7	
Point	3.058E-01	3.219E-02	2.906E+00	1.998E-05	2.103E-06	1.899E-04	
Line	4.646E+00	1.107E+00	1.949E+01	1.150E-05	2.741E-06	4.824E-05	
Strike Probability, 1/yr				3.148E-05	4.844E-06	2.381E-04	
1.0E-5 1/yr design speed				97.	60.	136.	
1.0E-6 1/yr design speed				142.	108.	175.	
1.0E-7 1/yr design speed				179.	150.	210.	

45	68	1.327E+04	1.0000	22	19	19	
Point		2.299E-01	5.891E-02	8.972E-01	7.104E-06	1.820E-06	2.772E-05
Line		5.077E+00	1.853E+00	1.391E+01	5.943E-06	2.169E-06	1.628E-05
Strike Probability, 1/yr					1.305E-05	3.989E-06	4.401E-05
1.0E-5	1/yr design speed				75.	60.	106.
1.0E-6	1/yr design speed				127.	104.	149.
1.0E-7	1/yr design speed				166.	146.	185.
45	70	3.006E+03	0.2266	3	2	2	
Point		3.580E-03	3.386E-03	3.784E-03	6.657E-08	6.297E-08	7.036E-08
Line		2.500E-01	1.966E-01	3.181E-01	1.761E-07	1.385E-07	2.240E-07
Strike Probability, 1/yr					2.427E-07	2.014E-07	2.944E-07
1.0E-5	1/yr design speed				60.	60.	60.
1.0E-6	1/yr design speed				60.	60.	60.
1.0E-7	1/yr design speed				95.	88.	102.
45	72	6.693E+01	0.0050	1	1	1	
Point		8.523E-01	0.000E+00	0.000E+00	2.373E-04	0.000E+00	0.000E+00
Line		3.000E+00	0.000E+00	0.000E+00	3.164E-05	0.000E+00	0.000E+00
Strike Probability, 1/yr					2.689E-04	0.000E+00	0.000E+00
1.0E-5	1/yr design speed				135.	0.	0.
1.0E-6	1/yr design speed				174.	0.	0.
1.0E-7	1/yr design speed				210.	0.	0.
45	74	3.380E+03	0.2548	0	0	0	
45	76	3.346E+03	0.2523	0	0	0	
45	82	8.336E+02	0.0628	13	10	10	
Point		7.608E-01	3.587E-02	1.614E+01	2.211E-04	1.042E-05	4.689E-03
Line		4.342E+00	9.913E-01	1.902E+01	4.779E-05	1.091E-05	2.094E-04
Strike Probability, 1/yr					2.689E-04	2.133E-05	4.899E-03
1.0E-5	1/yr design speed				136.	88.	185.
1.0E-6	1/yr design speed				175.	135.	222.
1.0E-7	1/yr design speed				210.	172.	257.
45	84	5.964E+03	0.4495	33	29	29	
Point		2.874E-01	8.724E-02	9.471E-01	2.964E-05	8.995E-06	9.765E-05
Line		3.335E+00	1.764E+00	6.308E+00	1.303E-05	6.887E-06	2.464E-05
Strike Probability, 1/yr					4.266E-05	1.588E-05	1.223E-04
1.0E-5	1/yr design speed				103.	80.	124.
1.0E-6	1/yr design speed				146.	129.	164.
1.0E-7	1/yr design speed				183.	167.	200.
45	86	6.944E+03	0.5234	47	43	43	
Point		1.596E+00	4.412E-01	5.770E+00	2.012E-04	5.565E-05	7.277E-04
Line		7.074E+00	3.690E+00	1.356E+01	3.379E-05	1.763E-05	6.477E-05
Strike Probability, 1/yr					2.350E-04	7.328E-05	7.925E-04
1.0E-5	1/yr design speed				133.	112.	155.
1.0E-6	1/yr design speed				172.	153.	193.
1.0E-7	1/yr design speed				208.	188.	229.

45	88	1.261E+04	0.9505	87	76	76	
Point	2.047E+00	7.561E-01	5.540E+00	2.631E-04	9.721E-05	7.122E-04	
Line	9.156E+00	5.374E+00	1.560E+01	4.459E-05	2.617E-05	7.598E-05	
Strike Probability, 1/yr				3.077E-04	1.234E-04	7.882E-04	
1.0E-5 1/yr design speed				138.	121.	156.	
1.0E-6 1/yr design speed				177.	161.	193.	
1.0E-7 1/yr design speed				212.	196.	229.	
45	90	1.162E+04	0.8761	110	103	103	
Point	2.255E+00	1.029E+00	4.945E+00	3.977E-04	1.814E-04	8.720E-04	
Line	8.135E+00	5.457E+00	1.213E+01	5.434E-05	3.645E-05	8.101E-05	
Strike Probability, 1/yr				4.521E-04	2.178E-04	9.530E-04	
1.0E-5 1/yr design speed				146.	134.	159.	
1.0E-6 1/yr design speed				183.	172.	195.	
1.0E-7 1/yr design speed				216.	205.	229.	
45	92	1.327E+04	1.0000	193	176	178	
Point	2.864E+00	1.302E+00	6.299E+00	7.763E-04	3.530E-04	1.707E-03	
Line	5.828E+00	4.191E+00	8.103E+00	5.984E-05	4.304E-05	8.320E-05	
Strike Probability, 1/yr				8.361E-04	3.960E-04	1.791E-03	
1.0E-5 1/yr design speed				155.	143.	168.	
1.0E-6 1/yr design speed				191.	179.	204.	
1.0E-7 1/yr design speed				223.	211.	237.	
45	94	1.327E+04	1.0000	255	224	224	
Point	7.769E-01	4.278E-01	1.411E+00	2.783E-04	1.532E-04	5.053E-04	
Line	4.877E+00	3.565E+00	6.671E+00	6.616E-05	4.836E-05	9.050E-05	
Strike Probability, 1/yr				3.444E-04	2.016E-04	5.958E-04	
1.0E-5 1/yr design speed				144.	135.	153.	
1.0E-6 1/yr design speed				181.	172.	190.	
1.0E-7 1/yr design speed				214.	205.	223.	
45	96	1.327E+04	1.0000	268	188	188	
Point	3.924E-01	2.123E-01	7.253E-01	1.477E-04	7.990E-05	2.730E-04	
Line	3.264E+00	2.448E+00	4.350E+00	4.653E-05	3.491E-05	6.202E-05	
Strike Probability, 1/yr				1.942E-04	1.148E-04	3.350E-04	
1.0E-5 1/yr design speed				135.	126.	144.	
1.0E-6 1/yr design speed				173.	165.	182.	
1.0E-7 1/yr design speed				207.	199.	216.	
45	98	1.327E+04	1.0000	282	171	171	
Point	3.727E-01	1.852E-01	7.502E-01	1.476E-04	7.334E-05	2.971E-04	
Line	3.060E+00	2.190E+00	4.277E+00	4.591E-05	3.285E-05	6.416E-05	
Strike Probability, 1/yr				1.935E-04	1.062E-04	3.613E-04	
1.0E-5 1/yr design speed				134.	125.	145.	
1.0E-6 1/yr design speed				173.	164.	183.	
1.0E-7 1/yr design speed				207.	198.	216.	
45	100	1.327E+04	1.0000	174	98	98	
Point	4.879E-01	1.906E-01	1.249E+00	1.192E-04	4.658E-05	3.053E-04	
Line	3.859E+00	2.498E+00	5.961E+00	3.572E-05	2.312E-05	5.519E-05	
Strike Probability, 1/yr				1.550E-04	6.970E-05	3.605E-04	
1.0E-5 1/yr design speed				130.	116.	144.	
1.0E-6 1/yr design speed				169.	158.	182.	
1.0E-7 1/yr design speed				203.	192.	216.	

45	102	1.327E+04	1.0000	105	60	60	
Point	4.057E-01	1.448E-01	1.136E+00	5.983E-05	2.136E-05	1.676E-04	
Line	4.769E+00	2.702E+00	8.415E+00	2.664E-05	1.510E-05	4.701E-05	
Strike Probability, 1/yr				8.647E-05	3.645E-05	2.146E-04	
1.0E-5 1/yr design speed				116.	95.	137.	
1.0E-6 1/yr design speed				158.	138.	178.	
1.0E-7 1/yr design speed				195.	176.	214.	
45	104	1.327E+04	1.0000	44	35	35	
Point	2.769E-01	5.620E-02	1.364E+00	1.711E-05	3.473E-06	8.428E-05	
Line	2.820E+00	1.295E+00	6.141E+00	6.602E-06	3.032E-06	1.438E-05	
Strike Probability, 1/yr				2.371E-05	6.505E-06	9.865E-05	
1.0E-5 1/yr design speed				88.	60.	122.	
1.0E-6 1/yr design speed				135.	107.	164.	
1.0E-7 1/yr design speed				174.	148.	202.	
45	106	1.327E+04	1.0000	24	20	20	
Point	3.135E-02	6.464E-03	1.521E-01	1.057E-06	2.179E-07	5.126E-06	
Line	1.064E+00	4.598E-01	2.462E+00	1.358E-06	5.870E-07	3.144E-06	
Strike Probability, 1/yr				2.415E-06	8.049E-07	8.270E-06	
1.0E-5 1/yr design speed				60.	60.	60.	
1.0E-6 1/yr design speed				90.	60.	120.	
1.0E-7 1/yr design speed				137.	113.	163.	
45	108	1.327E+04	1.0000	35	28	28	
Point	3.278E-02	1.184E-02	9.075E-02	1.611E-06	5.820E-07	4.461E-06	
Line	1.512E+00	7.882E-01	2.902E+00	2.816E-06	1.468E-06	5.404E-06	
Strike Probability, 1/yr				4.428E-06	2.050E-06	9.865E-06	
1.0E-5 1/yr design speed				60.	60.	60.	
1.0E-6 1/yr design speed				104.	84.	125.	
1.0E-7 1/yr design speed				148.	130.	167.	
45	110	1.327E+04	1.0000	13	10	10	
Point	8.245E-03	2.498E-03	2.721E-02	1.505E-07	4.562E-08	4.968E-07	
Line	8.149E-01	3.032E-01	2.190E+00	5.636E-07	2.097E-07	1.515E-06	
Strike Probability, 1/yr				7.142E-07	2.553E-07	2.012E-06	
1.0E-5 1/yr design speed				60.	60.	60.	
1.0E-6 1/yr design speed				60.	60.	89.	
1.0E-7 1/yr design speed				115.	90.	139.	
45	112	1.327E+04	1.0000	19	14	14	
Point	1.574E-02	5.603E-03	4.420E-02	4.200E-07	1.495E-07	1.180E-06	
Line	7.511E-01	3.675E-01	1.535E+00	7.593E-07	3.714E-07	1.552E-06	
Strike Probability, 1/yr				1.179E-06	5.210E-07	2.732E-06	
1.0E-5 1/yr design speed				60.	60.	60.	
1.0E-6 1/yr design speed				71.	60.	96.	
1.0E-7 1/yr design speed				124.	105.	144.	
45	114	1.327E+04	1.0000	4	3	3	
Point	4.411E-03	7.176E-04	2.712E-02	2.478E-08	4.032E-09	1.523E-07	
Line	7.764E-01	1.263E-01	4.772E+00	1.652E-07	2.688E-08	1.016E-06	
Strike Probability, 1/yr				1.900E-07	3.091E-08	1.168E-06	
1.0E-5 1/yr design speed				60.	50.	60.	
1.0E-6 1/yr design speed				60.	50.	73.	
1.0E-7 1/yr design speed				85.	50.	130.	

45	116	1.327E+04	1.0000	14	12	12	
Point	2.270E-01	3.181E-02	1.620E+00	4.464E-06	6.255E-07	3.186E-05	
Line	2.233E+00	8.905E-01	5.600E+00	1.663E-06	6.633E-07	4.171E-06	
Strike Probability, 1/yr				6.127E-06	1.289E-06	3.603E-05	
1.0E-5 1/yr design speed				60.	60.	101.	
1.0E-6 1/yr design speed				109.	73.	146.	
1.0E-7 1/yr design speed				152.	120.	186.	
45	118	1.327E+04	1.0000	16	15	15	
Point	4.014E-01	4.083E-02	3.945E+00	9.020E-06	9.177E-07	8.866E-05	
Line	7.008E+00	1.670E+00	2.940E+01	5.965E-06	1.422E-06	2.503E-05	
Strike Probability, 1/yr				1.498E-05	2.339E-06	1.137E-04	
1.0E-5 1/yr design speed				78.	60.	125.	
1.0E-6 1/yr design speed				127.	87.	167.	
1.0E-7 1/yr design speed				167.	132.	205.	
45	120	1.327E+04	1.0000	5	4	4	
Point	1.099E-01	1.031E-02	1.171E+00	7.715E-07	7.241E-08	8.221E-06	
Line	1.672E+00	5.240E-01	5.338E+00	4.449E-07	1.394E-07	1.420E-06	
Strike Probability, 1/yr				1.216E-06	2.118E-07	9.641E-06	
1.0E-5 1/yr design speed				60.	60.	60.	
1.0E-6 1/yr design speed				72.	60.	122.	
1.0E-7 1/yr design speed				123.	85.	164.	
45	122	1.327E+04	1.0000	41	38	38	
Point	1.981E-02	9.698E-03	4.046E-02	1.141E-06	5.584E-07	2.330E-06	
Line	6.672E-01	4.532E-01	9.823E-01	1.455E-06	9.886E-07	2.143E-06	
Strike Probability, 1/yr				2.596E-06	1.547E-06	4.473E-06	
1.0E-5 1/yr design speed				60.	60.	60.	
1.0E-6 1/yr design speed				92.	78.	107.	
1.0E-7 1/yr design speed				138.	125.	153.	
45	124	3.316E+02	0.0250	1	1	1	
Point	2.557E-03	0.000E+00	0.000E+00	1.436E-07	0.000E+00	0.000E+00	
Line	3.000E-01	0.000E+00	0.000E+00	6.384E-07	0.000E+00	0.000E+00	
Strike Probability, 1/yr				7.821E-07	0.000E+00	0.000E+00	
1.0E-5 1/yr design speed				60.	0.	0.	
1.0E-6 1/yr design speed				60.	0.	0.	
1.0E-7 1/yr design speed				117.	0.	0.	
47	66	1.613E+02	0.0126	0	0	0	
47	68	1.290E+03	0.1010	6	6	6	
Point	6.121E-01	5.068E-03	7.392E+01	5.303E-05	4.391E-07	6.405E-03	
Line	6.740E+00	5.873E-01	7.735E+01	2.212E-05	1.928E-06	2.539E-04	
Strike Probability, 1/yr				7.516E-05	2.367E-06	6.659E-03	
1.0E-5 1/yr design speed				114.	60.	190.	
1.0E-6 1/yr design speed				155.	94.	227.	
1.0E-7 1/yr design speed				191.	140.	261.	
47	86	1.613E+02	0.0126	0	0	0	

47	88	6.420E+02	0.0502	3	3	3	
Point	5.473E-02	1.352E-03	2.215E+00	4.765E-06	1.177E-07	1.929E-04	
Line	2.880E+00	2.115E-01	3.921E+01	9.496E-06	6.974E-07	1.293E-04	
Strike Probability, 1/yr				1.426E-05	8.152E-07	3.222E-04	
1.0E-5 1/yr design speed				79.	60.	144.	
1.0E-6 1/yr design speed				131.	60.	181.	
1.0E-7 1/yr design speed				169.	122.	214.	
47	90	4.820E+03	0.3772	16	14	14	
Point	1.348E+00	1.379E-01	1.318E+01	8.339E-05	8.527E-06	8.154E-04	
Line	6.732E+00	2.363E+00	1.918E+01	1.577E-05	5.535E-06	4.494E-05	
Strike Probability, 1/yr				9.916E-05	1.406E-05	8.604E-04	
1.0E-5 1/yr design speed				120.	78.	156.	
1.0E-6 1/yr design speed				160.	131.	193.	
1.0E-7 1/yr design speed				195.	170.	227.	
47	92	9.615E+03	0.7524	36	31	31	
Point	5.622E+00	6.379E-01	4.955E+01	3.922E-04	4.451E-05	3.457E-03	
Line	6.609E+00	2.818E+00	1.550E+01	1.747E-05	7.446E-06	4.097E-05	
Strike Probability, 1/yr				4.097E-04	5.195E-05	3.498E-03	
1.0E-5 1/yr design speed				142.	107.	178.	
1.0E-6 1/yr design speed				179.	149.	213.	
1.0E-7 1/yr design speed				213.	184.	246.	
47	94	1.215E+04	0.9505	92	85	85	
Point	1.892E-01	8.429E-02	4.248E-01	2.671E-05	1.190E-05	5.996E-05	
Line	1.747E+00	1.216E+00	2.509E+00	9.338E-06	6.499E-06	1.341E-05	
Strike Probability, 1/yr				3.605E-05	1.840E-05	7.337E-05	
1.0E-5 1/yr design speed				101.	85.	115.	
1.0E-6 1/yr design speed				146.	135.	157.	
1.0E-7 1/yr design speed				183.	174.	193.	
47	96	1.278E+04	1.0000	210	169	169	
Point	7.379E-02	4.688E-02	1.161E-01	2.259E-05	1.435E-05	3.556E-05	
Line	1.339E+00	1.054E+00	1.703E+00	1.553E-05	1.222E-05	1.975E-05	
Strike Probability, 1/yr				3.813E-05	2.657E-05	5.531E-05	
1.0E-5 1/yr design speed				105.	97.	112.	
1.0E-6 1/yr design speed				150.	144.	156.	
1.0E-7 1/yr design speed				186.	181.	193.	
47	98	1.278E+04	1.0000	228	162	162	
Point	6.565E-02	4.069E-02	1.059E-01	2.183E-05	1.353E-05	3.522E-05	
Line	1.227E+00	9.678E-01	1.557E+00	1.546E-05	1.219E-05	1.960E-05	
Strike Probability, 1/yr				3.728E-05	2.571E-05	5.482E-05	
1.0E-5 1/yr design speed				105.	96.	112.	
1.0E-6 1/yr design speed				150.	144.	156.	
1.0E-7 1/yr design speed				186.	181.	192.	
47	100	1.278E+04	1.0000	207	152	152	
Point	1.723E-01	9.276E-02	3.200E-01	5.200E-05	2.800E-05	9.659E-05	
Line	3.201E+00	2.255E+00	4.544E+00	3.659E-05	2.578E-05	5.195E-05	
Strike Probability, 1/yr				8.859E-05	5.377E-05	1.485E-04	
1.0E-5 1/yr design speed				123.	114.	132.	
1.0E-6 1/yr design speed				164.	157.	172.	
1.0E-7 1/yr design speed				199.	191.	207.	

47	102	1.278E+04	1.0000	99	57	57	
Point	1.304E-01	4.736E-02	3.590E-01	1.882E-05	6.837E-06	5.182E-05	
Line	2.539E+00	1.430E+00	4.507E+00	1.388E-05	7.820E-06	2.464E-05	
Strike Probability, 1/yr				3.271E-05	1.466E-05	7.646E-05	
1.0E-5 1/yr design speed				97.	76.	118.	
1.0E-6 1/yr design speed				141.	123.	161.	
1.0E-7 1/yr design speed				180.	162.	199.	
47	104	1.278E+04	1.0000	60	45	45	
Point	1.163E+00	1.910E-01	7.083E+00	1.018E-04	1.671E-05	6.196E-04	
Line	3.214E+00	1.573E+00	6.567E+00	1.065E-05	5.212E-06	2.176E-05	
Strike Probability, 1/yr				1.124E-04	2.192E-05	6.414E-04	
1.0E-5 1/yr design speed				119.	84.	156.	
1.0E-6 1/yr design speed				160.	128.	194.	
1.0E-7 1/yr design speed				198.	166.	230.	
47	106	1.278E+04	1.0000	46	37	37	
Point	1.129E-01	3.604E-02	3.536E-01	7.572E-06	2.417E-06	2.372E-05	
Line	1.962E+00	1.005E+00	3.832E+00	4.985E-06	2.553E-06	9.736E-06	
Strike Probability, 1/yr				1.256E-05	4.971E-06	3.345E-05	
1.0E-5 1/yr design speed				73.	60.	100.	
1.0E-6 1/yr design speed				124.	102.	146.	
1.0E-7 1/yr design speed				164.	144.	185.	
47	108	1.278E+04	1.0000	33	31	31	
Point	2.142E-01	5.298E-02	8.658E-01	1.031E-05	2.549E-06	4.166E-05	
Line	2.868E+00	1.403E+00	5.864E+00	5.228E-06	2.557E-06	1.069E-05	
Strike Probability, 1/yr				1.553E-05	5.107E-06	5.235E-05	
1.0E-5 1/yr design speed				78.	60.	109.	
1.0E-6 1/yr design speed				127.	103.	154.	
1.0E-7 1/yr design speed				168.	145.	192.	
47	110	1.278E+04	1.0000	42	26	26	
Point	1.000E-01	2.720E-02	3.679E-01	6.127E-06	1.666E-06	2.253E-05	
Line	1.362E+00	7.406E-01	2.506E+00	3.160E-06	1.718E-06	5.814E-06	
Strike Probability, 1/yr				9.287E-06	3.384E-06	2.835E-05	
1.0E-5 1/yr design speed				60.	60.	95.	
1.0E-6 1/yr design speed				117.	94.	142.	
1.0E-7 1/yr design speed				159.	138.	182.	
47	112	1.278E+04	1.0000	6	4	4	
Point	2.060E-02	1.700E-03	2.496E-01	1.802E-07	1.488E-08	2.184E-06	
Line	7.020E-01	2.162E-01	2.279E+00	2.326E-07	7.165E-08	7.553E-07	
Strike Probability, 1/yr				4.129E-07	8.653E-08	2.939E-06	
1.0E-5 1/yr design speed				60.	50.	60.	
1.0E-6 1/yr design speed				60.	50.	97.	
1.0E-7 1/yr design speed				103.	50.	143.	
47	114	1.278E+04	1.0000	3	1	2	
Point	3.977E-04	0.000E+00	0.000E+00	1.740E-09	0.000E+00	0.000E+00	
Line	1.373E+00	5.956E-02	3.166E+01	2.275E-07	9.868E-09	5.245E-06	
Strike Probability, 1/yr				2.293E-07	9.868E-09	5.245E-06	
1.0E-5 1/yr design speed				60.	50.	60.	
1.0E-6 1/yr design speed				60.	50.	113.	
1.0E-7 1/yr design speed				91.	50.	158.	

47	116	1.278E+04	1.0000	18	13	14	
Point	7.923E-02	1.837E-02	3.417E-01	2.079E-06	4.822E-07	8.968E-06	
Line	1.407E+00	6.325E-01	3.130E+00	1.399E-06	6.288E-07	3.112E-06	
Strike Probability, 1/yr				3.478E-06	1.111E-06	1.208E-05	
1.0E-5 1/yr design speed				60.	60.	73.	
1.0E-6 1/yr design speed				98.	68.	127.	
1.0E-7 1/yr design speed				142.	118.	168.	

47	118	1.278E+04	1.0000	17	10	11	
Point	2.444E-01	3.395E-02	1.759E+00	6.058E-06	8.416E-07	4.361E-05	
Line	2.983E+00	9.012E-01	9.875E+00	2.801E-06	8.462E-07	9.272E-06	
Strike Probability, 1/yr				8.859E-06	1.688E-06	5.288E-05	
1.0E-5 1/yr design speed				60.	60.	109.	
1.0E-6 1/yr design speed				116.	79.	154.	
1.0E-7 1/yr design speed				158.	125.	192.	

47	120	1.278E+04	1.0000	2	2	2	
Point	5.743E-01	2.542E-05	1.297E+04	1.675E-06	7.414E-11	3.784E-02	
Line	2.326E+00	4.696E-02	1.152E+02	2.569E-07	5.187E-09	1.272E-05	
Strike Probability, 1/yr				1.932E-06	5.262E-09	3.785E-02	
1.0E-5 1/yr design speed				60.	50.	222.	
1.0E-6 1/yr design speed				83.	50.	256.	
1.0E-7 1/yr design speed				130.	50.	289.	

47	122	8.659E+03	0.6777	15	11	12	
Point	7.000E-02	2.103E-02	2.330E-01	2.259E-06	6.787E-07	7.520E-06	
Line	1.311E+00	7.591E-01	2.266E+00	1.603E-06	9.280E-07	2.770E-06	
Strike Probability, 1/yr				3.862E-06	1.607E-06	1.029E-05	
1.0E-5 1/yr design speed				60.	60.	66.	
1.0E-6 1/yr design speed				100.	78.	124.	
1.0E-7 1/yr design speed				144.	125.	166.	

47	124	1.284E+03	0.1005	0	0	0	
----	-----	-----------	--------	---	---	---	--

Appendix B

Results for 4° Boxes

Appendix B

Results for 4° Boxes

This appendix contains the detailed results of the analysis for the 4° boxes. The output for each box generally consists seven lines. However, if there were no tornado events in the box or the information for the tornado events was insufficient to perform an analysis, then there is only one line of output. The first line of output starts with the latitude and longitude of the southeast corner of the box. The next two entries in the line are the land area for the box assumed in the analysis and the fraction of the total box area assumed to be covered by land. The last three items in the first line are the number of total events observed and the number of events included in the calculation of expected values of area and length for events. For some boxes, this is the only line. Care should be taken when using strike probability and wind speed data from this appendix to ensure that the number of tornado events is sufficient to give reasonable results. As a minimum, there should be 10 events, and 20 or more events are desirable.

The second through seventh lines include the results of the calculations. Lines two and three contain the results of the strike probability calculations for the point structure and life-line terms, respectively. In line two, the first number is the expected area, in square miles, for tornado events for the box; the second and third numbers are the lower and upper limits of the 90 percent confidence interval for the expected area. The last three numbers are the expected strike probability for a point structure and the lower and upper limits for the strike probability confidence interval. The format for the information in the third line is similar to that for the second line. The first three numbers are the expected length, in miles, for the life-line term and the lower and upper limits on the expected length. The last three numbers are the additional strike probability for finite structures, assuming a characteristic dimension of 200 ft for the structure.

The fourth line gives the expected total strike probability for the box and the lower and upper bounds of the 90 percent confidence interval. These values are the sums of the values direct above in lines two and three. Lines five through seven give the maximum wind speeds, in mile per hour, for 10^{-5} yr⁻¹, 10^{-6} yr⁻¹, and 10^{-7} yr⁻¹ design criteria. As before, the first number is the expected value, and the second and third numbers are the lower and upper limits of the 90% confidence interval.

The lower limit for the maximum wind speed in a tornado is 65 mph. Two wind speeds less than 65 mph are used to provide information when the design wind speed would be less than 65 mph. A design wind speed of 50 mph indicates that the tornado strike probability for the box is less than 10^{-7} yr⁻¹. A design wind speed of 60 mph indicates that the design wind speed for the design probability specified at the beginning of the line is less than 65 mph, but that the design wind speed at the 10^{-7} yr⁻¹ probability level exceeds 65 mph.

25	78	2.507E+04	0.3685	1039	874	874	
Point	6.546E-02	5.281E-02	8.113E-02	5.054E-05	4.078E-05	6.264E-05	
Line	1.494E+00	1.326E+00	1.682E+00	4.368E-05	3.879E-05	4.918E-05	
Strike Probability, 1/yr				9.422E-05	7.957E-05	1.118E-04	
1.0E-5 1/yr design speed				121.	117.	126.	
1.0E-6 1/yr design speed				161.	157.	165.	
1.0E-7 1/yr design speed				195.	191.	199.	

25	82	5.692E+03	0.0836	584	527	527	
Point	6.196E-02	4.658E-02	8.241E-02	1.185E-04	8.905E-05	1.576E-04	
Line	1.518E+00	1.299E+00	1.773E+00	1.099E-04	9.410E-05	1.284E-04	
Strike Probability, 1/yr				2.284E-04	1.832E-04	2.859E-04	
1.0E-5 1/yr design speed				142.	138.	147.	
1.0E-6 1/yr design speed				180.	177.	184.	
1.0E-7 1/yr design speed				213.	209.	217.	

25	94	1.330E+04	0.1954	418	318	322	
Point	5.743E-02	4.165E-02	7.919E-02	3.363E-05	2.439E-05	4.637E-05	
Line	1.217E+00	1.021E+00	1.451E+00	2.699E-05	2.264E-05	3.219E-05	
Strike Probability, 1/yr				6.062E-05	4.703E-05	7.856E-05	
1.0E-5 1/yr design speed				116.	111.	121.	
1.0E-6 1/yr design speed				159.	154.	163.	
1.0E-7 1/yr design speed				194.	189.	199.	

25	98	2.260E+04	0.3322	160	138	138	
Point	2.401E-01	1.340E-01	4.303E-01	3.167E-05	1.767E-05	5.675E-05	
Line	2.143E+00	1.595E+00	2.880E+00	1.071E-05	7.967E-06	1.439E-05	
Strike Probability, 1/yr				4.237E-05	2.563E-05	7.114E-05	
1.0E-5 1/yr design speed				105.	94.	115.	
1.0E-6 1/yr design speed				149.	141.	157.	
1.0E-7 1/yr design speed				185.	178.	193.	

29	78	1.711E+04	0.2614	411	369	370	
Point	1.650E-01	1.164E-01	2.338E-01	7.384E-05	5.210E-05	1.046E-04	
Line	2.318E+00	1.920E+00	2.798E+00	3.929E-05	3.254E-05	4.743E-05	
Strike Probability, 1/yr				1.131E-04	8.464E-05	1.521E-04	
1.0E-5 1/yr design speed				123.	117.	130.	
1.0E-6 1/yr design speed				162.	156.	169.	
1.0E-7 1/yr design speed				197.	191.	204.	

29	82	5.508E+04	0.8414	1262	1144	1154	
Point	4.771E-01	3.869E-01	5.883E-01	2.037E-04	1.652E-04	2.511E-04	
Line	4.058E+00	3.616E+00	4.555E+00	6.562E-05	5.847E-05	7.365E-05	
Strike Probability, 1/yr				2.693E-04	2.237E-04	3.248E-04	
1.0E-5 1/yr design speed				140.	137.	144.	
1.0E-6 1/yr design speed				178.	175.	182.	
1.0E-7 1/yr design speed				211.	207.	216.	

29	86	4.557E+04	0.6961	1431	1250	1252	
Point	1.008E+00	7.932E-01	1.282E+00		5.900E-04	4.641E-04	7.501E-04
Line	5.708E+00	5.021E+00	6.490E+00		1.265E-04	1.113E-04	1.438E-04
Strike Probability, 1/yr					7.165E-04	5.754E-04	8.940E-04
1.0E-5 1/yr design speed					156.	152.	160.
1.0E-6 1/yr design speed					191.	187.	196.
1.0E-7 1/yr design speed					223.	218.	229.
29	90	5.716E+04	0.8731	1910	1786	1786	
Point	5.584E-01	4.749E-01	6.566E-01		3.477E-04	2.957E-04	4.089E-04
Line	4.934E+00	4.516E+00	5.390E+00		1.164E-04	1.065E-04	1.271E-04
Strike Probability, 1/yr					4.640E-04	4.022E-04	5.360E-04
1.0E-5 1/yr design speed					150.	147.	153.
1.0E-6 1/yr design speed					186.	183.	190.
1.0E-7 1/yr design speed					219.	215.	223.
29	94	6.297E+04	0.9619	2357	2047	2057	
Point	4.302E-01	3.589E-01	5.157E-01		3.000E-04	2.503E-04	3.596E-04
Line	2.907E+00	2.664E+00	3.173E+00		7.680E-05	7.037E-05	8.381E-05
Strike Probability, 1/yr					3.768E-04	3.207E-04	4.435E-04
1.0E-5 1/yr design speed					146.	142.	149.
1.0E-6 1/yr design speed					182.	179.	186.
1.0E-7 1/yr design speed					215.	211.	220.
29	98	6.256E+04	0.9556	1181	1063	1066	
Point	2.435E-01	1.923E-01	3.084E-01		8.565E-05	6.764E-05	1.085E-04
Line	2.030E+00	1.812E+00	2.273E+00		2.704E-05	2.415E-05	3.029E-05
Strike Probability, 1/yr					1.127E-04	9.179E-05	1.388E-04
1.0E-5 1/yr design speed					125.	121.	128.
1.0E-6 1/yr design speed					164.	161.	168.
1.0E-7 1/yr design speed					199.	195.	204.
29	102	5.139E+04	0.7850	435	364	364	
Point	1.836E-01	1.265E-01	2.666E-01		2.896E-05	1.995E-05	4.204E-05
Line	1.806E+00	1.503E+00	2.170E+00		1.079E-05	8.981E-06	1.296E-05
Strike Probability, 1/yr					3.975E-05	2.893E-05	5.501E-05
1.0E-5 1/yr design speed					100.	90.	110.
1.0E-6 1/yr design speed					144.	133.	155.
1.0E-7 1/yr design speed					183.	171.	193.
29	106	2.303E+04	0.3517	38	24	24	
Point	9.348E-02	2.995E-02	2.917E-01		2.874E-06	9.209E-07	8.970E-06
Line	1.450E+00	7.846E-01	2.680E+00		1.689E-06	9.138E-07	3.121E-06
Strike Probability, 1/yr					4.563E-06	1.835E-06	1.209E-05
1.0E-5 1/yr design speed					60.	60.	73.
1.0E-6 1/yr design speed					103.	81.	127.
1.0E-7 1/yr design speed					147.	127.	168.

29	110	2.201E+04	0.3363	41	30	30		
Point	4.373E-02	1.861E-02	1.028E-01		1.518E-06	6.457E-07	3.567E-06	
Line	1.648E+00	9.210E-01	2.948E+00		2.166E-06	1.211E-06	3.875E-06	
Strike Probability, 1/yr					3.684E-06	1.856E-06	7.442E-06	
1.0E-5 1/yr design speed					60.	60.	60.	
1.0E-6 1/yr design speed					100.	82.	118.	
1.0E-7 1/yr design speed					145.	128.	162.	

29	114	5.637E+03	0.0861	19	12	12		
Point	1.830E-02	4.857E-03	6.898E-02		1.149E-06	3.050E-07	4.332E-06	
Line	5.531E-01	2.829E-01	1.081E+00		1.316E-06	6.730E-07	2.573E-06	
Strike Probability, 1/yr					2.465E-06	9.780E-07	6.904E-06	
1.0E-5 1/yr design speed					60.	60.	60.	
1.0E-6 1/yr design speed					90.	60.	116.	
1.0E-7 1/yr design speed					137.	117.	159.	

33	74	1.841E+04	0.2942	455	411	411		
Point	3.633E-01	2.558E-01	5.159E-01		1.673E-04	1.178E-04	2.376E-04	
Line	3.293E+00	2.725E+00	3.980E+00		5.745E-05	4.753E-05	6.943E-05	
Strike Probability, 1/yr					2.247E-04	1.653E-04	3.070E-04	
1.0E-5 1/yr design speed					134.	128.	141.	
1.0E-6 1/yr design speed					173.	166.	179.	
1.0E-7 1/yr design speed					207.	201.	214.	

33	78	5.898E+04	0.9427	969	880	885		
Point	8.021E-01	6.098E-01	1.055E+00		2.455E-04	1.867E-04	3.229E-04	
Line	4.522E+00	3.936E+00	5.195E+00		5.243E-05	4.563E-05	6.024E-05	
Strike Probability, 1/yr					2.980E-04	2.323E-04	3.832E-04	
1.0E-5 1/yr design speed					138.	132.	144.	
1.0E-6 1/yr design speed					176.	170.	182.	
1.0E-7 1/yr design speed					212.	206.	218.	

33	82	6.256E+04	1.0000	972	939	940		
Point	1.090E+00	8.763E-01	1.355E+00		3.155E-04	2.537E-04	3.923E-04	
Line	5.909E+00	5.278E+00	6.615E+00		6.479E-05	5.787E-05	7.253E-05	
Strike Probability, 1/yr					3.803E-04	3.115E-04	4.649E-04	
1.0E-5 1/yr design speed					145.	141.	149.	
1.0E-6 1/yr design speed					182.	178.	186.	
1.0E-7 1/yr design speed					214.	210.	220.	

33	86	6.256E+04	1.0000	1714	1575	1575		
Point	2.433E+00	1.952E+00	3.032E+00		1.242E-03	9.966E-04	1.548E-03	
Line	7.737E+00	6.971E+00	8.586E+00		1.496E-04	1.348E-04	1.660E-04	
Strike Probability, 1/yr					1.392E-03	1.131E-03	1.714E-03	
1.0E-5 1/yr design speed					164.	160.	169.	
1.0E-6 1/yr design speed					199.	194.	204.	
1.0E-7 1/yr design speed					231.	225.	237.	

33	90	6.256E+04	1.0000	1733	1603	1603	
Point	1.875E+00	1.557E+00	2.257E+00	9.675E-04	8.035E-04	1.165E-03	
Line	7.579E+00	6.910E+00	8.313E+00	1.482E-04	1.351E-04	1.625E-04	
Strike Probability, 1/yr				1.116E-03	9.386E-04	1.328E-03	
1.0E-5 1/yr design speed				162.	158.	165.	
1.0E-6 1/yr design speed				196.	192.	201.	
1.0E-7 1/yr design speed				228.	224.	234.	
33	94	6.256E+04	1.0000	2745	2274	2275	
Point	1.584E+00	1.312E+00	1.912E+00	1.295E-03	1.073E-03	1.563E-03	
Line	5.862E+00	5.349E+00	6.423E+00	1.815E-04	1.656E-04	1.989E-04	
Strike Probability, 1/yr				1.476E-03	1.238E-03	1.762E-03	
1.0E-5 1/yr design speed				166.	162.	170.	
1.0E-6 1/yr design speed				200.	196.	205.	
1.0E-7 1/yr design speed				232.	227.	238.	
33	98	6.256E+04	1.0000	2545	2099	2099	
Point	7.066E-01	5.844E-01	8.543E-01	5.355E-04	4.429E-04	6.475E-04	
Line	3.620E+00	3.303E+00	3.968E+00	1.039E-04	9.483E-05	1.139E-04	
Strike Probability, 1/yr				6.395E-04	5.378E-04	7.614E-04	
1.0E-5 1/yr design speed				153.	150.	157.	
1.0E-6 1/yr design speed				189.	185.	193.	
1.0E-7 1/yr design speed				221.	217.	227.	
33	102	6.256E+04	1.0000	824	662	662	
Point	2.544E-01	1.903E-01	3.400E-01	6.243E-05	4.671E-05	8.342E-05	
Line	2.919E+00	2.482E+00	3.432E+00	2.713E-05	2.308E-05	3.190E-05	
Strike Probability, 1/yr				8.956E-05	6.979E-05	1.153E-04	
1.0E-5 1/yr design speed				116.	108.	126.	
1.0E-6 1/yr design speed				158.	148.	168.	
1.0E-7 1/yr design speed				196.	185.	205.	
33	106	6.256E+04	1.0000	53	31	31	
Point	1.083E-01	3.227E-02	3.634E-01	1.709E-06	5.093E-07	5.737E-06	
Line	1.358E+00	7.449E-01	2.478E+00	8.122E-07	4.453E-07	1.481E-06	
Strike Probability, 1/yr				2.522E-06	9.547E-07	7.218E-06	
1.0E-5 1/yr design speed				60.	60.	60.	
1.0E-6 1/yr design speed				90.	60.	116.	
1.0E-7 1/yr design speed				136.	114.	159.	
33	110	6.256E+04	1.0000	117	81	81	
Point	1.365E-01	6.252E-02	2.980E-01	4.756E-06	2.179E-06	1.038E-05	
Line	2.127E+00	1.414E+00	3.199E+00	2.807E-06	1.866E-06	4.223E-06	
Strike Probability, 1/yr				7.563E-06	4.045E-06	1.461E-05	
1.0E-5 1/yr design speed				60.	60.	78.	
1.0E-6 1/yr design speed				114.	98.	131.	
1.0E-7 1/yr design speed				156.	140.	172.	

33	114	6.137E+04	0.9809	96	78	78		
Point	4.307E-02	2.300E-02	8.065E-02	1.255E-06	6.704E-07	2.351E-06		
Line	9.690E-01	6.970E-01	1.347E+00	1.070E-06	7.695E-07	1.487E-06		
Strike Probability, 1/yr				2.325E-06	1.440E-06	3.838E-06		
1.0E-5 1/yr design speed				60.	60.	60.		
1.0E-6 1/yr design speed				89.	76.	104.		
1.0E-7 1/yr design speed				136.	123.	149.		
33	118	3.490E+04	0.5579	96	91	91		
Point	3.620E-02	1.951E-02	6.716E-02	1.855E-06	1.000E-06	3.442E-06		
Line	9.286E-01	6.765E-01	1.275E+00	1.803E-06	1.313E-06	2.474E-06		
Strike Probability, 1/yr				3.658E-06	2.313E-06	5.916E-06		
1.0E-5 1/yr design speed				60.	60.	60.		
1.0E-6 1/yr design speed				100.	86.	113.		
1.0E-7 1/yr design speed				144.	131.	157.		
33	122	1.919E+02	0.0031	1	1	1		
Point	5.682E-02	0.000E+00	0.000E+00	5.517E-06	0.000E+00	0.000E+00		
Line	1.000E+00	0.000E+00	0.000E+00	3.678E-06	0.000E+00	0.000E+00		
Strike Probability, 1/yr				9.195E-06	0.000E+00	0.000E+00		
1.0E-5 1/yr design speed				60.	50.	50.		
1.0E-6 1/yr design speed				118.	50.	50.		
1.0E-7 1/yr design speed				159.	50.	50.		
37	70	2.181E+03	0.0367	25	22	22		
Point	4.298E-02	2.111E-02	8.751E-02	9.179E-06	4.508E-06	1.869E-05		
Line	1.086E+00	6.158E-01	1.917E+00	8.789E-06	4.982E-06	1.551E-05		
Strike Probability, 1/yr				1.797E-05	9.490E-06	3.420E-05		
1.0E-5 1/yr design speed				84.	60.	102.		
1.0E-6 1/yr design speed				133.	121.	146.		
1.0E-7 1/yr design speed				171.	160.	182.		
37	74	4.600E+04	0.7751	816	734	734		
Point	3.016E-01	2.419E-01	3.761E-01	9.968E-05	7.994E-05	1.243E-04		
Line	2.764E+00	2.465E+00	3.100E+00	3.460E-05	3.086E-05	3.880E-05		
Strike Probability, 1/yr				1.343E-04	1.108E-04	1.631E-04		
1.0E-5 1/yr design speed				125.	120.	130.		
1.0E-6 1/yr design speed				164.	160.	169.		
1.0E-7 1/yr design speed				200.	195.	205.		
37	78	5.936E+04	1.0000	481	398	398		
Point	4.118E-01	3.054E-01	5.554E-01	6.218E-05	4.611E-05	8.385E-05		
Line	3.563E+00	3.036E+00	4.181E+00	2.038E-05	1.736E-05	2.391E-05		
Strike Probability, 1/yr				8.256E-05	6.347E-05	1.078E-04		
1.0E-5 1/yr design speed				118.	113.	124.		
1.0E-6 1/yr design speed				160.	155.	164.		
1.0E-7 1/yr design speed				195.	190.	200.		

37	82	5.936E+04	1.0000	1243	1042	1043	
Point	1.179E+00	9.323E-01	1.492E+00		4.601E-04	3.638E-04	5.821E-04
Line	6.230E+00	5.505E+00	7.050E+00		9.208E-05	8.137E-05	1.042E-04
Strike Probability, 1/yr					5.522E-04	4.451E-04	6.863E-04
1.0E-5 1/yr design speed					151.	147.	155.
1.0E-6 1/yr design speed					187.	183.	192.
1.0E-7 1/yr design speed					220.	214.	225.

37	86	5.936E+04	1.0000	1829	1503	1504	
Point	1.286E+00	1.025E+00	1.615E+00		7.386E-04	5.884E-04	9.271E-04
Line	6.349E+00	5.652E+00	7.131E+00		1.381E-04	1.229E-04	1.551E-04
Strike Probability, 1/yr					8.766E-04	7.113E-04	1.082E-03
1.0E-5 1/yr design speed					158.	154.	162.
1.0E-6 1/yr design speed					194.	189.	198.
1.0E-7 1/yr design speed					226.	220.	231.

37	90	5.936E+04	1.0000	1398	1292	1292	
Point	1.051E+00	8.349E-01	1.323E+00		4.613E-04	3.664E-04	5.807E-04
Line	5.824E+00	5.179E+00	6.549E+00		9.681E-05	8.609E-05	1.089E-04
Strike Probability, 1/yr					5.581E-04	4.525E-04	6.896E-04
1.0E-5 1/yr design speed					152.	148.	155.
1.0E-6 1/yr design speed					187.	183.	192.
1.0E-7 1/yr design speed					220.	215.	225.

37	94	5.936E+04	1.0000	2233	1827	1831	
Point	1.722E+00	1.395E+00	2.125E+00		1.207E-03	9.778E-04	1.489E-03
Line	7.256E+00	6.518E+00	8.077E+00		1.927E-04	1.731E-04	2.145E-04
Strike Probability, 1/yr					1.399E-03	1.151E-03	1.704E-03
1.0E-5 1/yr design speed					165.	161.	169.
1.0E-6 1/yr design speed					200.	195.	205.
1.0E-7 1/yr design speed					231.	226.	237.

37	98	5.936E+04	1.0000	2047	1607	1607	
Point	6.808E-01	5.571E-01	8.319E-01		4.374E-04	3.580E-04	5.345E-04
Line	5.082E+00	4.553E+00	5.673E+00		1.237E-04	1.108E-04	1.381E-04
Strike Probability, 1/yr					5.612E-04	4.688E-04	6.726E-04
1.0E-5 1/yr design speed					153.	149.	156.
1.0E-6 1/yr design speed					188.	185.	193.
1.0E-7 1/yr design speed					221.	216.	226.

37	102	5.936E+04	1.0000	1399	1183	1183	
Point	5.575E-02	4.753E-02	6.538E-02		2.448E-05	2.087E-05	2.871E-05
Line	1.009E+00	9.202E-01	1.106E+00		1.678E-05	1.531E-05	1.839E-05
Strike Probability, 1/yr					4.126E-05	3.618E-05	4.710E-05
1.0E-5 1/yr design speed					102.	95.	108.
1.0E-6 1/yr design speed					146.	138.	153.
1.0E-7 1/yr design speed					184.	176.	192.

37	106	5.936E+04	1.0000	41	36	38	
Point	9.577E-02	3.522E-02	2.604E-01		1.233E-06	4.533E-07	3.351E-06
Line	1.279E+00	7.658E-01	2.135E+00		6.233E-07	3.733E-07	1.041E-06
Strike Probability, 1/yr					1.856E-06	8.267E-07	4.392E-06
1.0E-5 1/yr design speed					60.	60.	60.
1.0E-6 1/yr design speed					83.	60.	106.
1.0E-7 1/yr design speed					131.	112.	151.

37	110	5.936E+04	1.0000	71	53	53	
Point	6.934E-02	2.597E-02	1.851E-01		1.545E-06	5.788E-07	4.126E-06
Line	1.001E+00	6.382E-01	1.570E+00		8.450E-07	5.387E-07	1.325E-06
Strike Probability, 1/yr					2.390E-06	1.118E-06	5.452E-06
1.0E-5 1/yr design speed					60.	60.	60.
1.0E-6 1/yr design speed					89.	68.	110.
1.0E-7 1/yr design speed					135.	118.	155.

37	114	5.936E+04	1.0000	27	19	22	
Point	5.153E-02	9.132E-03	2.908E-01		4.367E-07	7.740E-08	2.464E-06
Line	7.684E-01	3.995E-01	1.478E+00		2.467E-07	1.283E-07	4.745E-07
Strike Probability, 1/yr					6.834E-07	2.057E-07	2.939E-06
1.0E-5 1/yr design speed					60.	60.	60.
1.0E-6 1/yr design speed					60.	60.	96.
1.0E-7 1/yr design speed					111.	84.	143.

37	118	5.936E+04	1.0000	78	61	61	
Point	3.929E-02	2.062E-02	7.485E-02		9.620E-07	5.050E-07	1.833E-06
Line	1.060E+00	7.259E-01	1.547E+00		9.827E-07	6.732E-07	1.435E-06
Strike Probability, 1/yr					1.945E-06	1.178E-06	3.267E-06
1.0E-5 1/yr design speed					60.	60.	60.
1.0E-6 1/yr design speed					84.	70.	100.
1.0E-7 1/yr design speed					133.	119.	147.

37	122	2.154E+04	0.3629	35	30	31	
Point	1.267E-01	4.639E-02	3.461E-01		3.837E-06	1.405E-06	1.048E-05
Line	1.822E+00	1.048E+00	3.166E+00		2.089E-06	1.202E-06	3.631E-06
Strike Probability, 1/yr					5.926E-06	2.606E-06	1.411E-05
1.0E-5 1/yr design speed					60.	60.	78.
1.0E-6 1/yr design speed					109.	88.	130.
1.0E-7 1/yr design speed					152.	133.	171.

41	66	8.187E+03	0.1466	26	25	25	
Point	1.667E-01	7.369E-02	3.773E-01		9.867E-06	4.360E-06	2.233E-05
Line	4.281E+00	2.248E+00	8.153E+00		9.595E-06	5.038E-06	1.827E-05
Strike Probability, 1/yr					1.946E-05	9.399E-06	4.060E-05
1.0E-5 1/yr design speed					86.	60.	105.
1.0E-6 1/yr design speed					135.	121.	149.
1.0E-7 1/yr design speed					172.	160.	185.

41	70	4.557E+04	0.8158	456	412	412		
Point	2.606E-01	1.895E-01	3.582E-01	4.858E-05	3.534E-05	6.679E-05		
Line	2.844E+00	2.377E+00	3.404E+00	2.009E-05	1.679E-05	2.404E-05		
Strike Probability, 1/yr				6.867E-05	5.213E-05	9.083E-05		
1.0E-5 1/yr design speed				113.	106.	119.		
1.0E-6 1/yr design speed				154.	148.	160.		
1.0E-7 1/yr design speed				190.	184.	196.		
41	74	4.335E+04	0.7760	288	267	267		
Point	1.088E+00	6.831E-01	1.733E+00	1.347E-04	8.456E-05	2.145E-04		
Line	3.823E+00	3.122E+00	4.682E+00	1.793E-05	1.464E-05	2.196E-05		
Strike Probability, 1/yr				1.526E-04	9.920E-05	2.365E-04		
1.0E-5 1/yr design speed				125.	116.	134.		
1.0E-6 1/yr design speed				165.	156.	174.		
1.0E-7 1/yr design speed				202.	193.	210.		
41	78	1.848E+04	0.3308	277	236	236		
Point	1.758E+00	1.050E+00	2.942E+00	4.909E-04	2.933E-04	8.217E-04		
Line	6.130E+00	4.839E+00	7.766E+00	6.485E-05	5.119E-05	8.216E-05		
Strike Probability, 1/yr				5.558E-04	3.445E-04	9.038E-04		
1.0E-5 1/yr design speed				150.	142.	158.		
1.0E-6 1/yr design speed				186.	178.	194.		
1.0E-7 1/yr design speed				219.	210.	228.		
41	82	4.387E+04	0.7854	1069	910	910		
Point	1.078E+00	8.172E-01	1.422E+00	4.895E-04	3.710E-04	6.458E-04		
Line	6.085E+00	5.272E+00	7.024E+00	1.047E-04	9.067E-05	1.208E-04		
Strike Probability, 1/yr				5.942E-04	4.617E-04	7.666E-04		
1.0E-5 1/yr design speed				153.	148.	157.		
1.0E-6 1/yr design speed				188.	184.	194.		
1.0E-7 1/yr design speed				221.	215.	227.		
41	86	3.989E+04	0.7141	1149	950	951		
Point	9.888E-01	7.626E-01	1.282E+00	5.307E-04	4.093E-04	6.880E-04		
Line	6.534E+00	5.666E+00	7.535E+00	1.328E-04	1.152E-04	1.532E-04		
Strike Probability, 1/yr				6.635E-04	5.245E-04	8.412E-04		
1.0E-5 1/yr design speed				155.	151.	159.		
1.0E-6 1/yr design speed				190.	186.	195.		
1.0E-7 1/yr design speed				223.	217.	228.		
41	90	5.586E+04	1.0000	1757	1540	1542		
Point	1.527E+00	1.206E+00	1.933E+00	8.950E-04	7.070E-04	1.133E-03		
Line	6.845E+00	6.075E+00	7.714E+00	1.520E-04	1.349E-04	1.712E-04		
Strike Probability, 1/yr				1.047E-03	8.419E-04	1.304E-03		
1.0E-5 1/yr design speed				161.	157.	165.		
1.0E-6 1/yr design speed				196.	191.	201.		
1.0E-7 1/yr design speed				228.	222.	234.		

41	94	5.586E+04	1.0000	1831	1497	1497	
Point	8.658E-01	6.914E-01	1.084E+00		5.288E-04	4.223E-04	6.622E-04
Line	5.415E+00	4.789E+00	6.122E+00		1.253E-04	1.108E-04	1.416E-04
Strike Probability, 1/yr					6.541E-04	5.331E-04	8.038E-04
1.0E-5 1/yr design speed					155.	151.	158.
1.0E-6 1/yr design speed					190.	186.	195.
1.0E-7 1/yr design speed					222.	217.	228.

41	98	5.586E+04	1.0000	1043	770	771	
Point	7.060E-01	4.993E-01	9.982E-01		2.456E-04	1.737E-04	3.473E-04
Line	5.158E+00	4.286E+00	6.206E+00		6.797E-05	5.648E-05	8.179E-05
Strike Probability, 1/yr					3.136E-04	2.302E-04	4.291E-04
1.0E-5 1/yr design speed					143.	137.	148.
1.0E-6 1/yr design speed					180.	175.	185.
1.0E-7 1/yr design speed					213.	207.	219.

41	102	5.586E+04	1.0000	871	656	659	
Point	1.628E-01	1.206E-01	2.198E-01		4.730E-05	3.505E-05	6.385E-05
Line	2.314E+00	1.960E+00	2.731E+00		2.546E-05	2.157E-05	3.005E-05
Strike Probability, 1/yr					7.277E-05	5.662E-05	9.390E-05
1.0E-5 1/yr design speed					113.	104.	122.
1.0E-6 1/yr design speed					155.	145.	164.
1.0E-7 1/yr design speed					193.	183.	202.

41	106	5.586E+04	1.0000	142	109	109	
Point	1.220E-01	6.574E-02	2.265E-01		5.780E-06	3.114E-06	1.073E-05
Line	1.313E+00	9.961E-01	1.730E+00		2.355E-06	1.787E-06	3.103E-06
Strike Probability, 1/yr					8.135E-06	4.901E-06	1.383E-05
1.0E-5 1/yr design speed					60.	60.	77.
1.0E-6 1/yr design speed					114.	101.	129.
1.0E-7 1/yr design speed					156.	143.	170.

41	110	5.586E+04	1.0000	120	101	103	
Point	1.007E-01	5.228E-02	1.941E-01		4.033E-06	2.093E-06	7.771E-06
Line	1.458E+00	1.055E+00	2.014E+00		2.210E-06	1.600E-06	3.054E-06
Strike Probability, 1/yr					6.243E-06	3.692E-06	1.083E-05
1.0E-5 1/yr design speed					60.	60.	68.
1.0E-6 1/yr design speed					110.	96.	125.
1.0E-7 1/yr design speed					152.	138.	167.

41	114	5.586E+04	1.0000	71	62	62	
Point	2.635E-02	1.418E-02	4.895E-02		6.241E-07	3.359E-07	1.159E-06
Line	1.061E+00	7.215E-01	1.561E+00		9.522E-07	6.473E-07	1.401E-06
Strike Probability, 1/yr					1.576E-06	9.832E-07	2.560E-06
1.0E-5 1/yr design speed					60.	60.	60.
1.0E-6 1/yr design speed					80.	60.	94.
1.0E-7 1/yr design speed					129.	116.	143.

41	118	5.586E+04	1.0000	16	15	15	
Point	2.438E-02	7.178E-03	8.282E-02	1.301E-07	3.831E-08	4.420E-07	
Line	6.614E-01	3.618E-01	1.209E+00	1.337E-07	7.315E-08	2.444E-07	
Strike Probability, 1/yr				2.638E-07	1.115E-07	6.864E-07	
1.0E-5 1/yr design speed				60.	60.	60.	
1.0E-6 1/yr design speed				60.	60.	60.	
1.0E-7 1/yr design speed				92.	68.	116.	
41	122	3.038E+04	0.5438	24	20	21	
Point	1.263E-02	6.014E-03	2.653E-02	1.859E-07	8.854E-08	3.905E-07	
Line	5.669E-01	3.630E-01	8.853E-01	3.161E-07	2.024E-07	4.937E-07	
Strike Probability, 1/yr				5.020E-07	2.909E-07	8.842E-07	
1.0E-5 1/yr design speed				60.	60.	60.	
1.0E-6 1/yr design speed				60.	60.	60.	
1.0E-7 1/yr design speed				107.	92.	122.	
45	66	1.671E+04	0.3209	33	30	30	
Point	3.506E-01	9.006E-02	1.365E+00	1.290E-05	3.313E-06	5.022E-05	
Line	5.605E+00	2.379E+00	1.321E+01	7.811E-06	3.315E-06	1.841E-05	
Strike Probability, 1/yr				2.071E-05	6.628E-06	6.863E-05	
1.0E-5 1/yr design speed				87.	60.	113.	
1.0E-6 1/yr design speed				135.	113.	155.	
1.0E-7 1/yr design speed				172.	154.	192.	
45	70	3.073E+03	0.0590	4	3	3	
Point	6.193E-01	1.534E-03	2.501E+02	1.502E-05	3.720E-08	6.067E-03	
Line	1.150E+00	2.257E-01	5.858E+00	1.056E-06	2.073E-07	5.382E-06	
Strike Probability, 1/yr				1.608E-05	2.445E-07	6.072E-03	
1.0E-5 1/yr design speed				78.	60.	188.	
1.0E-6 1/yr design speed				125.	60.	225.	
1.0E-7 1/yr design speed				165.	96.	260.	
45	74	6.726E+03	0.1291	0	0	0	
45	82	6.797E+03	0.1305	46	39	39	
Point	3.715E-01	1.177E-01	1.173E+00	4.684E-05	1.484E-05	1.479E-04	
Line	3.582E+00	1.972E+00	6.506E+00	1.711E-05	9.421E-06	3.107E-05	
Strike Probability, 1/yr				6.395E-05	2.426E-05	1.789E-04	
1.0E-5 1/yr design speed				111.	90.	131.	
1.0E-6 1/yr design speed				153.	136.	170.	
1.0E-7 1/yr design speed				189.	173.	206.	
45	86	2.036E+04	0.3908	134	119	119	
Point	1.896E+00	8.500E-01	4.228E+00	2.325E-04	1.043E-04	5.186E-04	
Line	8.340E+00	5.484E+00	1.268E+01	3.875E-05	2.548E-05	5.893E-05	
Strike Probability, 1/yr				2.713E-04	1.297E-04	5.775E-04	
1.0E-5 1/yr design speed				136.	122.	150.	
1.0E-6 1/yr design speed				175.	161.	188.	
1.0E-7 1/yr design speed				210.	197.	224.	

45	90	3.932E+04	0.7549	349	318	320	
Point	2.939E+00	1.682E+00	5.135E+00	4.861E-04	2.782E-04	8.492E-04	
Line	6.901E+00	5.390E+00	8.837E+00	4.323E-05	3.376E-05	5.535E-05	
Strike Probability, 1/yr				5.293E-04	3.120E-04	9.045E-04	
1.0E-5 1/yr design speed				148.	139.	157.	
1.0E-6 1/yr design speed				184.	176.	194.	
1.0E-7 1/yr design speed				217.	208.	227.	

45	94	5.146E+04	0.9879	818	659	659	
Point	3.135E-01	2.294E-01	4.284E-01	9.285E-05	6.794E-05	1.269E-04	
Line	2.829E+00	2.420E+00	3.307E+00	3.174E-05	2.715E-05	3.711E-05	
Strike Probability, 1/yr				1.246E-04	9.510E-05	1.640E-04	
1.0E-5 1/yr design speed				127.	122.	132.	
1.0E-6 1/yr design speed				166.	162.	171.	
1.0E-7 1/yr design speed				201.	196.	206.	

45	98	5.209E+04	1.0000	882	574	574	
Point	1.975E-01	1.415E-01	2.756E-01	6.230E-05	4.464E-05	8.694E-05	
Line	2.558E+00	2.159E+00	3.031E+00	3.057E-05	2.580E-05	3.623E-05	
Strike Probability, 1/yr				9.287E-05	7.044E-05	1.232E-04	
1.0E-5 1/yr design speed				123.	117.	128.	
1.0E-6 1/yr design speed				163.	159.	168.	
1.0E-7 1/yr design speed				198.	193.	203.	

45	102	5.209E+04	1.0000	304	193	193	
Point	3.792E-01	1.941E-01	7.407E-01	4.123E-05	2.111E-05	8.054E-05	
Line	3.436E+00	2.467E+00	4.786E+00	1.415E-05	1.016E-05	1.971E-05	
Strike Probability, 1/yr				5.538E-05	3.127E-05	1.003E-04	
1.0E-5 1/yr design speed				107.	92.	123.	
1.0E-6 1/yr design speed				150.	135.	165.	
1.0E-7 1/yr design speed				188.	173.	203.	

45	106	5.209E+04	1.0000	136	114	114	
Point	9.904E-02	5.023E-02	1.953E-01	4.818E-06	2.444E-06	9.500E-06	
Line	1.955E+00	1.346E+00	2.840E+00	3.602E-06	2.480E-06	5.232E-06	
Strike Probability, 1/yr				8.420E-06	4.923E-06	1.473E-05	
1.0E-5 1/yr design speed				60.	60.	79.	
1.0E-6 1/yr design speed				116.	102.	131.	
1.0E-7 1/yr design speed				158.	144.	172.	

45	110	5.209E+04	1.0000	80	54	54	
Point	3.931E-02	1.862E-02	8.299E-02	1.125E-06	5.328E-07	2.375E-06	
Line	1.036E+00	6.914E-01	1.552E+00	1.123E-06	7.494E-07	1.682E-06	
Strike Probability, 1/yr				2.248E-06	1.282E-06	4.057E-06	
1.0E-5 1/yr design speed				60.	60.	60.	
1.0E-6 1/yr design speed				88.	73.	105.	
1.0E-7 1/yr design speed				135.	121.	151.	

45	114	5.209E+04	1.0000	39	29	31	
Point	1.175E-01	3.521E-02	3.919E-01	1.639E-06	4.912E-07	5.467E-06	
Line	1.657E+00	9.368E-01	2.932E+00	8.757E-07	4.950E-07	1.549E-06	
Strike Probability, 1/yr				2.514E-06	9.862E-07	7.016E-06	
1.0E-5 1/yr design speed				60.	60.	60.	
1.0E-6 1/yr design speed				90.	60.	115.	
1.0E-7 1/yr design speed				136.	115.	159.	

45	118	5.209E+04	1.0000	39	30	31	
Point	2.752E-01	6.995E-02	1.083E+00	3.839E-06	9.758E-07	1.510E-05	
Line	4.133E+00	1.808E+00	9.445E+00	2.184E-06	9.555E-07	4.991E-06	
Strike Probability, 1/yr				6.023E-06	1.931E-06	2.009E-05	
1.0E-5 1/yr design speed				60.	60.	87.	
1.0E-6 1/yr design speed				109.	82.	136.	
1.0E-7 1/yr design speed				152.	128.	177.	

45	122	2.354E+04	0.4519	57	50	51	
Point	3.039E-02	1.568E-02	5.891E-02	1.371E-06	7.072E-07	2.658E-06	
Line	8.245E-01	5.883E-01	1.155E+00	1.409E-06	1.005E-06	1.974E-06	
Strike Probability, 1/yr				2.780E-06	1.713E-06	4.632E-06	
1.0E-5 1/yr design speed				60.	60.	60.	
1.0E-6 1/yr design speed				93.	80.	108.	
1.0E-7 1/yr design speed				139.	126.	153.	

Appendix C

Results for 1° Boxes

Appendix C

Results for 1° Boxes

This appendix contains the detailed results of the analysis for the 1° boxes. The output for each box generally consists seven lines. However, if there were no tornado events in the box or the information for the tornado events was insufficient to perform an analysis, then there is only one line of output. The first line of output starts with the latitude and longitude of the southeast corner of the box. The next two entries in the line are the land area for the box assumed in the analysis and the fraction of the total box area assumed to be covered by land. The last three items in the first line are the number of total events observed and the number of events included in the calculation of expected values of area and length for events. For some boxes, this is the only line. Care should be taken when using strike probability and wind speed data from this appendix to ensure that the number of tornado events is sufficient to give reasonable results. As a minimum, there should be 10 events, and 20 or more events are desirable.

The second through seventh lines include the results of the calculations. Lines two and three contain the results of the strike probability calculations for the point structure and life-line terms, respectively. In line two, the first number is the expected area, in square miles, for tornado events for the box; the second and third numbers are the lower and upper limits of the 90 percent confidence interval for the expected area. The last three numbers are the expected strike probability for a point structure and the lower and upper limits for the strike probability confidence interval. The format for the information in the third line is similar to that for the second line. The first three numbers are the expected length, in miles, for the life-line term and the lower and upper limits on the expected length. The last three numbers are the additional strike probability for finite structures, assuming a characteristic dimension of 200 ft for the structure.

The fourth line gives the expected total strike probability for the box and the lower and upper bounds of 90 percent confidence interval. These values are the sums of the values direct above in lines two and three. Lines five through seven give the maximum wind speeds, in mile per hour, for 10^{-5} yr^{-1} , 10^{-6} yr^{-1} , and 10^{-7} yr^{-1} design criteria. As before, the first number is the expected value, and the second and third numbers are the lower and upper limits of the 90% confidence interval.

The lower limit for the maximum wind speed in a tornado is 65 mph. Two wind speeds less than 40 mph are used to provide information when the design wind speed would be less than 40 mph. A design wind speed of 50 mph indicates that the tornado strike probability for the box is less than 10^{-7} yr^{-1} . A design wind speed of 60 mph indicates that the design wind speed for the design probability specified at the beginning of the line is less than 65 mph, but that the design wind speed at the 10^{-7} yr^{-1} probability level exceeds 65 mph.

25	80	3.017E+03	0.7000	135	115	115	
Point	1.351E-01	6.332E-02	2.882E-01	1.126E-04	5.280E-05	2.403E-04	
Line	2.019E+00	1.373E+00	2.970E+00	6.377E-05	4.336E-05	9.379E-05	
Strike Probability, 1/yr				1.764E-04	9.616E-05	3.341E-04	
1.0E-5 1/yr design speed				132.	120.	143.	
1.0E-6 1/yr design speed				170.	159.	181.	
1.0E-7 1/yr design speed				204.	193.	215.	
25	81	1.293E+03	0.3000	13	11	11	
Point	6.839E-03	3.909E-03	1.196E-02	1.281E-06	7.324E-07	2.242E-06	
Line	4.393E-01	3.004E-01	6.426E-01	3.118E-06	2.132E-06	4.560E-06	
Strike Probability, 1/yr				4.399E-06	2.864E-06	6.802E-06	
1.0E-5 1/yr design speed				60.	60.	60.	
1.0E-6 1/yr design speed				109.	99.	119.	
1.0E-7 1/yr design speed				151.	143.	159.	
25	97	2.155E+02	0.0500	8	7	7	
Point	2.460E-01	3.059E-02	1.978E+00	1.702E-04	2.116E-05	1.368E-03	
Line	2.303E+00	8.142E-01	6.515E+00	6.035E-05	2.134E-05	1.707E-04	
Strike Probability, 1/yr				2.305E-04	4.250E-05	1.539E-03	
1.0E-5 1/yr design speed				138.	109.	167.	
1.0E-6 1/yr design speed				176.	153.	203.	
1.0E-7 1/yr design speed				209.	188.	236.	
25	98	2.155E+02	0.0500	2	2	2	
Point	5.388E-01	2.998E-01	9.683E-01	9.319E-05	5.185E-05	1.675E-04	
Line	1.054E+00	5.863E-01	1.894E+00	6.903E-06	3.841E-06	1.240E-05	
Strike Probability, 1/yr				1.001E-04	5.569E-05	1.799E-04	
1.0E-5 1/yr design speed				118.	107.	130.	
1.0E-6 1/yr design speed				158.	148.	169.	
1.0E-7 1/yr design speed				193.	183.	204.	
26	80	3.846E+03	0.9000	231	186	186	
Point	3.372E-02	2.198E-02	5.174E-02	3.774E-05	2.460E-05	5.791E-05	
Line	9.194E-01	7.394E-01	1.143E+00	3.898E-05	3.135E-05	4.847E-05	
Strike Probability, 1/yr				7.672E-05	5.595E-05	1.064E-04	
1.0E-5 1/yr design speed				118.	111.	125.	
1.0E-6 1/yr design speed				158.	152.	164.	
1.0E-7 1/yr design speed				192.	186.	199.	
26	81	3.846E+03	0.9000	125	113	113	
Point	3.562E-02	2.081E-02	6.099E-02	2.158E-05	1.260E-05	3.694E-05	
Line	1.146E+00	8.511E-01	1.543E+00	2.629E-05	1.952E-05	3.540E-05	
Strike Probability, 1/yr				4.787E-05	3.213E-05	7.234E-05	
1.0E-5 1/yr design speed				109.	100.	118.	
1.0E-6 1/yr design speed				151.	143.	158.	
1.0E-7 1/yr design speed				186.	178.	193.	
26	82	2.136E+02	0.0500	66	63	63	
Point	3.294E-02	1.709E-02	6.351E-02	1.896E-04	9.835E-05	3.656E-04	
Line	1.788E+00	1.148E+00	2.782E+00	3.898E-04	2.504E-04	6.066E-04	
Strike Probability, 1/yr				5.794E-04	3.488E-04	9.722E-04	
1.0E-5 1/yr design speed				162.	153.	170.	
1.0E-6 1/yr design speed				197.	189.	205.	
1.0E-7 1/yr design speed				227.	220.	235.	

26	97	2.991E+03	0.7000	60	51	51	
Point		6.972E-02	2.673E-02	1.818E-01	2.606E-05	9.992E-06	6.796E-05
Line		1.279E+00	7.675E-01	2.130E+00	1.810E-05	1.087E-05	3.016E-05
Strike Probability, 1/yr					4.416E-05	2.086E-05	9.812E-05
1.0E-5	1/yr design speed				108.	91.	124.
1.0E-6	1/yr design speed				153.	141.	165.
1.0E-7	1/yr design speed				189.	178.	200.
26	98	3.846E+03	0.9000	32	28	28	
Point		9.910E-02	4.033E-02	2.435E-01	1.537E-05	6.253E-06	3.775E-05
Line		1.385E+00	8.178E-01	2.347E+00	8.136E-06	4.803E-06	1.378E-05
Strike Probability, 1/yr					2.350E-05	1.106E-05	5.154E-05
1.0E-5	1/yr design speed				92.	70.	109.
1.0E-6	1/yr design speed				140.	128.	153.
1.0E-7	1/yr design speed				178.	167.	190.
26	99	8.546E+02	0.2000	4	4	4	
Point		1.140E-01	1.435E-02	9.051E-01	9.939E-06	1.251E-06	7.894E-05
Line		4.840E+00	5.973E-01	3.922E+01	1.599E-05	1.973E-06	1.296E-04
Strike Probability, 1/yr					2.593E-05	3.225E-06	2.085E-04
1.0E-5	1/yr design speed				99.	60.	144.
1.0E-6	1/yr design speed				147.	104.	182.
1.0E-7	1/yr design speed				184.	151.	215.
27	80	2.964E+03	0.7000	100	75	75	
Point		4.082E-02	2.194E-02	7.595E-02	2.566E-05	1.379E-05	4.774E-05
Line		1.248E+00	8.493E-01	1.834E+00	2.971E-05	2.022E-05	4.367E-05
Strike Probability, 1/yr					5.537E-05	3.401E-05	9.141E-05
1.0E-5	1/yr design speed				111.	101.	122.
1.0E-6	1/yr design speed				153.	144.	162.
1.0E-7	1/yr design speed				188.	179.	196.
27	81	4.235E+03	1.0000	129	105	105	
Point		3.848E-02	2.292E-02	6.460E-02	2.184E-05	1.301E-05	3.666E-05
Line		1.599E+00	1.162E+00	2.200E+00	3.437E-05	2.498E-05	4.729E-05
Strike Probability, 1/yr					5.621E-05	3.799E-05	8.396E-05
1.0E-5	1/yr design speed				113.	104.	122.
1.0E-6	1/yr design speed				154.	147.	161.
1.0E-7	1/yr design speed				188.	181.	195.
27	82	2.541E+03	0.6000	302	271	271	
Point		6.241E-02	4.196E-02	9.282E-02	1.382E-04	9.292E-05	2.055E-04
Line		1.307E+00	1.067E+00	1.601E+00	1.096E-04	8.948E-05	1.343E-04
Strike Probability, 1/yr					2.478E-04	1.824E-04	3.399E-04
1.0E-5	1/yr design speed				143.	138.	149.
1.0E-6	1/yr design speed				181.	176.	186.
1.0E-7	1/yr design speed				213.	208.	219.
27	97	2.541E+03	0.6000	130	106	107	
Point		4.706E-02	2.859E-02	7.747E-02	4.486E-05	2.725E-05	7.385E-05
Line		1.321E+00	9.757E-01	1.788E+00	4.769E-05	3.523E-05	6.455E-05
Strike Probability, 1/yr					9.255E-05	6.248E-05	1.384E-04
1.0E-5	1/yr design speed				126.	118.	133.
1.0E-6	1/yr design speed				167.	160.	173.
1.0E-7	1/yr design speed				201.	195.	208.

27	98	4.235E+03	1.0000	42	36	36	
Point		5.384E-02	2.171E-02	1.336E-01	9.949E-06	4.011E-06	2.468E-05
Line		8.853E-01	5.704E-01	1.374E+00	6.197E-06	3.992E-06	9.619E-06
Strike Probability, 1/yr					1.615E-05	8.003E-06	3.430E-05
1.0E-5	1/yr design speed				82.	60.	101.
1.0E-6	1/yr design speed				134.	123.	146.
1.0E-7	1/yr design speed				173.	163.	184.
27	99	2.964E+03	0.7000	5	3	3	
Point		7.736E-01	7.247E-03	8.258E+01	2.431E-05	2.277E-07	2.595E-03
Line		1.706E+00	5.472E-01	5.319E+00	2.031E-06	6.513E-07	6.332E-06
Strike Probability, 1/yr					2.634E-05	8.791E-07	2.601E-03
1.0E-5	1/yr design speed				91.	60.	173.
1.0E-6	1/yr design speed				136.	60.	208.
1.0E-7	1/yr design speed				174.	128.	241.
28	80	1.678E+03	0.4000	107	95	95	
Point		1.488E-01	7.605E-02	2.911E-01	1.768E-04	9.034E-05	3.458E-04
Line		2.146E+00	1.455E+00	3.165E+00	9.656E-05	6.547E-05	1.424E-04
Strike Probability, 1/yr					2.733E-04	1.558E-04	4.882E-04
1.0E-5	1/yr design speed				139.	129.	150.
1.0E-6	1/yr design speed				176.	166.	187.
1.0E-7	1/yr design speed				210.	200.	221.
28	81	4.196E+03	1.0000	214	189	189	
Point		1.431E-01	8.668E-02	2.362E-01	1.360E-04	8.237E-05	2.245E-04
Line		2.196E+00	1.658E+00	2.908E+00	7.903E-05	5.967E-05	1.047E-04
Strike Probability, 1/yr					2.150E-04	1.420E-04	3.292E-04
1.0E-5	1/yr design speed				135.	127.	143.
1.0E-6	1/yr design speed				173.	165.	181.
1.0E-7	1/yr design speed				207.	199.	215.
28	82	2.937E+03	0.7000	225	203	203	
Point		8.607E-02	5.221E-02	1.419E-01	1.228E-04	7.453E-05	2.025E-04
Line		1.910E+00	1.453E+00	2.510E+00	1.033E-04	7.857E-05	1.357E-04
Strike Probability, 1/yr					2.261E-04	1.531E-04	3.382E-04
1.0E-5	1/yr design speed				142.	135.	149.
1.0E-6	1/yr design speed				180.	174.	186.
1.0E-7	1/yr design speed				212.	206.	219.
28	95	8.392E+02	0.2000	19	16	17	
Point		6.724E-03	3.076E-03	1.470E-02	2.836E-06	1.298E-06	6.199E-06
Line		5.204E-01	3.011E-01	8.994E-01	8.315E-06	4.811E-06	1.437E-05
Strike Probability, 1/yr					1.115E-05	6.109E-06	2.057E-05
1.0E-5	1/yr design speed				72.	60.	93.
1.0E-6	1/yr design speed				133.	121.	145.
1.0E-7	1/yr design speed				173.	163.	183.
28	96	2.518E+03	0.6000	95	65	66	
Point		5.537E-02	2.600E-02	1.179E-01	3.893E-05	1.828E-05	8.292E-05
Line		1.327E+00	8.551E-01	2.060E+00	3.534E-05	2.277E-05	5.485E-05
Strike Probability, 1/yr					7.428E-05	4.105E-05	1.378E-04
1.0E-5	1/yr design speed				121.	109.	132.
1.0E-6	1/yr design speed				162.	153.	172.
1.0E-7	1/yr design speed				197.	189.	206.

28	97	4.196E+03	1.0000	108	75	76	
Point	8.060E-02	4.236E-02	1.534E-01	3.866E-05	2.032E-05	7.355E-05	
Line	1.072E+00	7.962E-01	1.444E+00	1.948E-05	1.446E-05	2.623E-05	
Strike Probability, 1/yr				5.813E-05	3.478E-05	9.978E-05	
1.0E-5 1/yr design speed				113.	103.	123.	
1.0E-6 1/yr design speed				156.	148.	164.	
1.0E-7 1/yr design speed				191.	184.	200.	

28	98	4.196E+03	1.0000	44	39	39	
Point	4.295E-01	1.229E-01	1.501E+00	8.391E-05	2.402E-05	2.932E-04	
Line	2.663E+00	1.474E+00	4.812E+00	1.971E-05	1.091E-05	3.562E-05	
Strike Probability, 1/yr				1.036E-04	3.492E-05	3.288E-04	
1.0E-5 1/yr design speed				122.	102.	141.	
1.0E-6 1/yr design speed				162.	146.	179.	
1.0E-7 1/yr design speed				197.	182.	214.	

28	99	4.196E+03	1.0000	26	22	22	
Point	4.662E-01	1.054E-01	2.062E+00	5.383E-05	1.217E-05	2.381E-04	
Line	4.720E+00	2.074E+00	1.074E+01	2.064E-05	9.071E-06	4.697E-05	
Strike Probability, 1/yr				7.447E-05	2.124E-05	2.851E-04	
1.0E-5 1/yr design speed				117.	90.	140.	
1.0E-6 1/yr design speed				159.	140.	179.	
1.0E-7 1/yr design speed				194.	177.	213.	

28	100	2.098E+03	0.5000	7	6	6	
Point	2.797E+00	1.708E-02	4.579E+02	1.739E-04	1.062E-06	2.847E-02	
Line	6.350E+00	7.503E-01	5.375E+01	1.495E-05	1.767E-06	1.266E-04	
Strike Probability, 1/yr				1.888E-04	2.829E-06	2.859E-02	
1.0E-5 1/yr design speed				130.	60.	209.	
1.0E-6 1/yr design speed				168.	101.	243.	
1.0E-7 1/yr design speed				203.	148.	275.	

29	80	2.078E+02	0.0500	21	20	20	
Point	1.167E-01	3.192E-02	4.268E-01	2.198E-04	6.011E-05	8.038E-04	
Line	1.797E+00	9.047E-01	3.569E+00	1.282E-04	6.454E-05	2.546E-04	
Strike Probability, 1/yr				3.480E-04	1.247E-04	1.058E-03	
1.0E-5 1/yr design speed				143.	126.	162.	
1.0E-6 1/yr design speed				180.	164.	198.	
1.0E-7 1/yr design speed				214.	197.	232.	

29	81	3.324E+03	0.8000	137	124	124	
Point	1.042E-01	5.631E-02	1.929E-01	8.004E-05	4.324E-05	1.481E-04	
Line	2.134E+00	1.502E+00	3.032E+00	6.207E-05	4.369E-05	8.818E-05	
Strike Probability, 1/yr				1.421E-04	8.693E-05	2.363E-04	
1.0E-5 1/yr design speed				129.	119.	138.	
1.0E-6 1/yr design speed				167.	158.	176.	
1.0E-7 1/yr design speed				201.	192.	210.	

29	82	4.155E+03	1.0000	110	98	99	
Point	1.311E-01	6.635E-02	2.589E-01	6.465E-05	3.272E-05	1.277E-04	
Line	2.726E+00	1.830E+00	4.061E+00	5.094E-05	3.420E-05	7.587E-05	
Strike Probability, 1/yr				1.156E-04	6.692E-05	2.036E-04	
1.0E-5 1/yr design speed				129.	119.	139.	
1.0E-6 1/yr design speed				169.	161.	178.	
1.0E-7 1/yr design speed				203.	195.	212.	

29	83	1.662E+03	0.4000	6	5	5	
Point		2.969E-02	3.049E-03	2.891E-01	1.997E-06	2.051E-07	1.944E-05
Line		1.293E+00	3.491E-01	4.787E+00	3.294E-06	8.894E-07	1.220E-05
Strike Probability, 1/yr					5.290E-06	1.095E-06	3.164E-05
1.0E-5	1/yr design speed				60.	60.	101.
1.0E-6	1/yr design speed				116.	71.	147.
1.0E-7	1/yr design speed				159.	133.	185.
29	84	4.155E+02	0.1000	30	24	24	
Point		4.038E-02	1.424E-02	1.145E-01	5.431E-05	1.916E-05	1.540E-04
Line		1.264E+00	6.146E-01	2.598E+00	6.439E-05	3.132E-05	1.324E-04
Strike Probability, 1/yr					1.187E-04	5.047E-05	2.864E-04
1.0E-5	1/yr design speed				131.	114.	147.
1.0E-6	1/yr design speed				171.	158.	184.
1.0E-7	1/yr design speed				205.	193.	217.
29	85	4.155E+02	0.1000	25	18	20	
Point		1.003E-02	5.738E-03	1.754E-02	1.125E-05	6.433E-06	1.966E-05
Line		5.813E-01	3.895E-01	8.675E-01	2.468E-05	1.654E-05	3.684E-05
Strike Probability, 1/yr					3.593E-05	2.297E-05	5.650E-05
1.0E-5	1/yr design speed				108.	97.	118.
1.0E-6	1/yr design speed				154.	146.	162.
1.0E-7	1/yr design speed				190.	183.	197.
29	89	1.662E+03	0.4000	27	27	27	
Point		5.199E-02	2.035E-02	1.328E-01	1.574E-05	6.159E-06	4.021E-05
Line		1.217E+00	6.935E-01	2.134E+00	1.395E-05	7.951E-06	2.447E-05
Strike Probability, 1/yr					2.968E-05	1.411E-05	6.467E-05
1.0E-5	1/yr design speed				100.	80.	116.
1.0E-6	1/yr design speed				147.	134.	159.
1.0E-7	1/yr design speed				184.	173.	195.
29	90	3.740E+03	0.9000	91	90	90	
Point		5.396E-02	3.173E-02	9.177E-02	2.446E-05	1.438E-05	4.160E-05
Line		1.413E+00	1.015E+00	1.966E+00	2.426E-05	1.743E-05	3.376E-05
Strike Probability, 1/yr					4.872E-05	3.181E-05	7.537E-05
1.0E-5	1/yr design speed				112.	103.	121.
1.0E-6	1/yr design speed				156.	149.	163.
1.0E-7	1/yr design speed				192.	185.	199.
29	91	2.493E+03	0.6000	39	35	35	
Point		1.184E-01	5.433E-02	2.581E-01	3.451E-05	1.583E-05	7.522E-05
Line		2.317E+00	1.466E+00	3.660E+00	2.558E-05	1.619E-05	4.041E-05
Strike Probability, 1/yr					6.009E-05	3.202E-05	1.156E-04
1.0E-5	1/yr design speed				115.	103.	128.
1.0E-6	1/yr design speed				158.	149.	168.
1.0E-7	1/yr design speed				193.	184.	203.
29	92	1.247E+03	0.3000	25	24	24	
Point		2.652E-01	5.588E-02	1.258E+00	9.909E-05	2.088E-05	4.702E-04
Line		2.054E+00	1.118E+00	3.776E+00	2.908E-05	1.582E-05	5.344E-05
Strike Probability, 1/yr					1.282E-04	3.670E-05	5.237E-04
1.0E-5	1/yr design speed				127.	104.	149.
1.0E-6	1/yr design speed				166.	150.	186.
1.0E-7	1/yr design speed				201.	185.	220.

29	93	8.311E+02	0.2000	74	62	62	
Point		8.245E-02	4.123E-02	1.649E-01	1.368E-04	6.839E-05	2.736E-04
Line		1.659E+00	1.124E+00	2.447E+00	1.042E-04	7.065E-05	1.538E-04
Strike Probability, 1/yr					2.410E-04	1.390E-04	4.273E-04
1.0E-5	1/yr design speed				142.	133.	152.
1.0E-6	1/yr design speed				180.	172.	189.
1.0E-7	1/yr design speed				213.	205.	222.
29	94	2.078E+03	0.5000	129	113	113	
Point		1.031E-01	5.692E-02	1.866E-01	1.192E-04	6.585E-05	2.158E-04
Line		1.634E+00	1.194E+00	2.235E+00	7.159E-05	5.232E-05	9.795E-05
Strike Probability, 1/yr					1.908E-04	1.182E-04	3.138E-04
1.0E-5	1/yr design speed				137.	129.	145.
1.0E-6	1/yr design speed				176.	168.	183.
1.0E-7	1/yr design speed				209.	202.	217.
29	95	3.740E+03	0.9000	302	269	273	
Point		1.831E-01	1.199E-01	2.794E-01	2.754E-04	1.804E-04	4.204E-04
Line		1.773E+00	1.445E+00	2.176E+00	1.010E-04	8.235E-05	1.240E-04
Strike Probability, 1/yr					3.765E-04	2.628E-04	5.444E-04
1.0E-5	1/yr design speed				147.	141.	153.
1.0E-6	1/yr design speed				184.	178.	190.
1.0E-7	1/yr design speed				216.	210.	223.
29	96	4.155E+03	1.0000	139	126	126	
Point		8.722E-02	5.294E-02	1.437E-01	5.436E-05	3.300E-05	8.956E-05
Line		1.408E+00	1.075E+00	1.844E+00	3.324E-05	2.537E-05	4.354E-05
Strike Probability, 1/yr					8.760E-05	5.836E-05	1.331E-04
1.0E-5	1/yr design speed				122.	115.	130.
1.0E-6	1/yr design speed				163.	157.	170.
1.0E-7	1/yr design speed				198.	192.	205.
29	97	4.155E+03	1.0000	91	72	72	
Point		2.342E-01	1.006E-01	5.453E-01	9.555E-05	4.103E-05	2.225E-04
Line		2.142E+00	1.408E+00	3.260E+00	3.311E-05	2.176E-05	5.038E-05
Strike Probability, 1/yr					1.287E-04	6.279E-05	2.729E-04
1.0E-5	1/yr design speed				128.	115.	140.
1.0E-6	1/yr design speed				167.	157.	178.
1.0E-7	1/yr design speed				201.	191.	213.
29	98	4.155E+03	1.0000	116	100	100	
Point		2.582E-01	1.208E-01	5.517E-01	1.343E-04	6.284E-05	2.870E-04
Line		2.116E+00	1.457E+00	3.073E+00	4.169E-05	2.870E-05	6.054E-05
Strike Probability, 1/yr					1.760E-04	9.154E-05	3.475E-04
1.0E-5	1/yr design speed				133.	122.	144.
1.0E-6	1/yr design speed				171.	162.	182.
1.0E-7	1/yr design speed				205.	196.	216.
29	99	4.155E+03	1.0000	30	27	27	
Point		7.955E-01	1.931E-01	3.277E+00	1.070E-04	2.598E-05	4.408E-04
Line		2.170E+00	1.295E+00	3.636E+00	1.106E-05	6.599E-06	1.853E-05
Strike Probability, 1/yr					1.181E-04	3.257E-05	4.593E-04
1.0E-5	1/yr design speed				122.	98.	145.
1.0E-6	1/yr design speed				161.	142.	183.
1.0E-7	1/yr design speed				196.	179.	217.

29	100	3.740E+03	0.9000	35	33	33	
Point	5.088E-01	1.299E-01	1.994E+00	8.873E-05	2.265E-05	3.476E-04	
Line	5.325E+00	2.438E+00	1.163E+01	3.517E-05	1.610E-05	7.682E-05	
Strike Probability, 1/yr				1.239E-04	3.875E-05	4.245E-04	
1.0E-5 1/yr design speed				127.	105.	148.	
1.0E-6 1/yr design speed				167.	150.	185.	
1.0E-7 1/yr design speed				201.	186.	219.	
29	101	1.662E+03	0.4000	15	15	15	
Point	8.227E-02	1.285E-02	5.265E-01	1.383E-05	2.161E-06	8.853E-05	
Line	9.408E-01	4.183E-01	2.116E+00	5.992E-06	2.664E-06	1.348E-05	
Strike Probability, 1/yr				1.982E-05	4.826E-06	1.020E-04	
1.0E-5 1/yr design speed				87.	60.	120.	
1.0E-6 1/yr design speed				136.	112.	161.	
1.0E-7 1/yr design speed				175.	156.	197.	
29	102	1.662E+03	0.4000	1	1	1	
Point	1.136E-02	0.000E+00	0.000E+00	1.274E-07	0.000E+00	0.000E+00	
Line	2.000E-01	0.000E+00	0.000E+00	8.492E-08	0.000E+00	0.000E+00	
Strike Probability, 1/yr				2.123E-07	0.000E+00	0.000E+00	
1.0E-5 1/yr design speed				60.	50.	50.	
1.0E-6 1/yr design speed				60.	50.	50.	
1.0E-7 1/yr design speed				86.	50.	50.	
29	103	3.740E+03	0.9000	6	6	6	
Point	3.897E-01	3.720E-02	4.082E+00	1.165E-05	1.112E-06	1.220E-04	
Line	3.556E+00	9.620E-01	1.314E+01	4.026E-06	1.089E-06	1.488E-05	
Strike Probability, 1/yr				1.568E-05	2.201E-06	1.369E-04	
1.0E-5 1/yr design speed				78.	60.	128.	
1.0E-6 1/yr design speed				127.	85.	169.	
1.0E-7 1/yr design speed				167.	130.	207.	
29	104	1.662E+03	0.4000	0	0	0	
30	81	2.468E+03	0.6000	90	71	71	
Point	6.773E-02	3.333E-02	1.376E-01	4.602E-05	2.265E-05	9.351E-05	
Line	1.712E+00	1.129E+00	2.594E+00	4.404E-05	2.906E-05	6.676E-05	
Strike Probability, 1/yr				9.006E-05	5.170E-05	1.603E-04	
1.0E-5 1/yr design speed				121.	109.	132.	
1.0E-6 1/yr design speed				160.	151.	170.	
1.0E-7 1/yr design speed				194.	185.	204.	
30	82	4.114E+03	1.0000	64	60	60	
Point	8.414E-02	3.876E-02	1.827E-01	2.439E-05	1.124E-05	5.295E-05	
Line	2.613E+00	1.555E+00	4.390E+00	2.869E-05	1.708E-05	4.820E-05	
Strike Probability, 1/yr				5.308E-05	2.831E-05	1.012E-04	
1.0E-5 1/yr design speed				114.	101.	127.	
1.0E-6 1/yr design speed				158.	148.	168.	
1.0E-7 1/yr design speed				193.	184.	203.	

30	83	4.114E+03	1.0000	73	66	66	
Point	2.298E-01	1.073E-01	4.921E-01	7.599E-05	3.549E-05	1.627E-04	
Line	3.279E+00	2.051E+00	5.244E+00	4.107E-05	2.568E-05	6.568E-05	
Strike Probability, 1/yr				1.171E-04	6.117E-05	2.284E-04	
1.0E-5 1/yr design speed				128.	115.	139.	
1.0E-6 1/yr design speed				167.	158.	178.	
1.0E-7 1/yr design speed				202.	192.	212.	
30	84	4.114E+03	1.0000	83	73	74	
Point	1.754E-01	8.524E-02	3.608E-01	6.592E-05	3.204E-05	1.356E-04	
Line	1.871E+00	1.297E+00	2.699E+00	2.664E-05	1.847E-05	3.843E-05	
Strike Probability, 1/yr				9.257E-05	5.051E-05	1.741E-04	
1.0E-5 1/yr design speed				122.	110.	133.	
1.0E-6 1/yr design speed				162.	153.	172.	
1.0E-7 1/yr design speed				197.	188.	207.	
30	85	3.702E+03	0.9000	137	119	119	
Point	2.111E-01	1.157E-01	3.851E-01	1.455E-04	7.978E-05	2.655E-04	
Line	2.834E+00	2.002E+00	4.013E+00	7.402E-05	5.228E-05	1.048E-04	
Strike Probability, 1/yr				2.196E-04	1.321E-04	3.703E-04	
1.0E-5 1/yr design speed				139.	130.	148.	
1.0E-6 1/yr design speed				177.	169.	185.	
1.0E-7 1/yr design speed				210.	202.	219.	
30	86	2.880E+03	0.7000	132	116	118	
Point	5.284E-02	3.206E-02	8.708E-02	4.513E-05	2.738E-05	7.437E-05	
Line	1.493E+00	1.070E+00	2.085E+00	4.831E-05	3.461E-05	6.745E-05	
Strike Probability, 1/yr				9.344E-05	6.199E-05	1.418E-04	
1.0E-5 1/yr design speed				126.	118.	134.	
1.0E-6 1/yr design speed				167.	160.	174.	
1.0E-7 1/yr design speed				201.	195.	208.	
30	87	2.880E+03	0.7000	179	148	148	
Point	1.154E-01	6.607E-02	2.017E-01	1.337E-04	7.652E-05	2.337E-04	
Line	1.614E+00	1.204E+00	2.164E+00	7.080E-05	5.281E-05	9.492E-05	
Strike Probability, 1/yr				2.045E-04	1.293E-04	3.286E-04	
1.0E-5 1/yr design speed				138.	130.	146.	
1.0E-6 1/yr design speed				176.	169.	183.	
1.0E-7 1/yr design speed				209.	202.	217.	
30	88	2.468E+03	0.6000	124	102	102	
Point	2.526E-01	1.245E-01	5.125E-01	2.364E-04	1.166E-04	4.797E-04	
Line	2.471E+00	1.662E+00	3.674E+00	8.762E-05	5.894E-05	1.303E-04	
Strike Probability, 1/yr				3.241E-04	1.755E-04	6.099E-04	
1.0E-5 1/yr design speed				144.	134.	155.	
1.0E-6 1/yr design speed				181.	173.	191.	
1.0E-7 1/yr design speed				214.	205.	225.	
30	89	3.291E+03	0.8000	163	138	138	
Point	2.427E-01	1.349E-01	4.364E-01	2.240E-04	1.245E-04	4.028E-04	
Line	2.950E+00	2.121E+00	4.102E+00	1.031E-04	7.415E-05	1.434E-04	
Strike Probability, 1/yr				3.271E-04	1.987E-04	5.462E-04	
1.0E-5 1/yr design speed				146.	137.	154.	
1.0E-6 1/yr design speed				183.	175.	191.	
1.0E-7 1/yr design speed				215.	207.	224.	

30	90	4.114E+03	1.0000	136	128	128	
Point	2.027E-01	1.195E-01	3.437E-01	1.248E-04	7.363E-05	2.117E-04	
Line	2.629E+00	1.943E+00	3.557E+00	6.134E-05	4.534E-05	8.300E-05	
Strike Probability, 1/yr				1.862E-04	1.190E-04	2.947E-04	
1.0E-5 1/yr design speed				136.	128.	144.	
1.0E-6 1/yr design speed				174.	167.	182.	
1.0E-7 1/yr design speed				208.	201.	215.	
30	91	4.114E+03	1.0000	130	123	123	
Point	3.105E-01	1.819E-01	5.299E-01	1.828E-04	1.071E-04	3.120E-04	
Line	3.332E+00	2.514E+00	4.416E+00	7.432E-05	5.608E-05	9.849E-05	
Strike Probability, 1/yr				2.571E-04	1.632E-04	4.105E-04	
1.0E-5 1/yr design speed				141.	133.	149.	
1.0E-6 1/yr design speed				178.	172.	186.	
1.0E-7 1/yr design speed				211.	204.	219.	
30	92	4.114E+03	1.0000	202	194	194	
Point	2.188E-01	1.421E-01	3.369E-01	2.001E-04	1.300E-04	3.082E-04	
Line	3.021E+00	2.394E+00	3.812E+00	1.047E-04	8.298E-05	1.321E-04	
Strike Probability, 1/yr				3.048E-04	2.129E-04	4.403E-04	
1.0E-5 1/yr design speed				145.	139.	151.	
1.0E-6 1/yr design speed				182.	177.	188.	
1.0E-7 1/yr design speed				215.	209.	221.	
30	93	4.114E+03	1.0000	154	149	149	
Point	1.801E-01	1.125E-01	2.885E-01	1.256E-04	7.845E-05	2.012E-04	
Line	2.710E+00	2.105E+00	3.490E+00	7.161E-05	5.562E-05	9.220E-05	
Strike Probability, 1/yr				1.973E-04	1.341E-04	2.934E-04	
1.0E-5 1/yr design speed				137.	131.	144.	
1.0E-6 1/yr design speed				176.	170.	182.	
1.0E-7 1/yr design speed				209.	203.	216.	
30	94	4.114E+03	1.0000	134	114	114	
Point	3.747E-01	1.785E-01	7.865E-01	2.274E-04	1.083E-04	4.773E-04	
Line	3.394E+00	2.302E+00	5.003E+00	7.802E-05	5.293E-05	1.150E-04	
Strike Probability, 1/yr				3.054E-04	1.613E-04	5.924E-04	
1.0E-5 1/yr design speed				143.	133.	154.	
1.0E-6 1/yr design speed				180.	171.	190.	
1.0E-7 1/yr design speed				213.	204.	224.	
30	95	4.114E+03	1.0000	113	106	106	
Point	3.376E-01	1.582E-01	7.205E-01	1.728E-04	8.098E-05	3.688E-04	
Line	2.422E+00	1.726E+00	3.398E+00	4.696E-05	3.347E-05	6.588E-05	
Strike Probability, 1/yr				2.198E-04	1.144E-04	4.346E-04	
1.0E-5 1/yr design speed				136.	126.	148.	
1.0E-6 1/yr design speed				174.	165.	185.	
1.0E-7 1/yr design speed				208.	199.	219.	
30	96	4.114E+03	1.0000	114	106	106	
Point	1.390E+00	5.840E-01	3.310E+00	7.179E-04	3.016E-04	1.709E-03	
Line	5.684E+00	3.757E+00	8.599E+00	1.112E-04	7.349E-05	1.682E-04	
Strike Probability, 1/yr				8.291E-04	3.750E-04	1.877E-03	
1.0E-5 1/yr design speed				157.	145.	170.	
1.0E-6 1/yr design speed				192.	181.	205.	
1.0E-7 1/yr design speed				224.	212.	238.	

30	97	4.114E+03	1.0000	155	145	145	
Point	1.102E+00	5.187E-01	2.339E+00	7.733E-04	3.641E-04	1.642E-03	
Line	4.973E+00	3.449E+00	7.172E+00	1.323E-04	9.171E-05	1.907E-04	
Strike Probability, 1/yr				9.056E-04	4.559E-04	1.833E-03	
1.0E-5 1/yr design speed				159.	148.	170.	
1.0E-6 1/yr design speed				194.	183.	205.	
1.0E-7 1/yr design speed				226.	215.	238.	
30	98	4.114E+03	1.0000	66	59	59	
Point	4.951E-01	2.085E-01	1.176E+00	1.480E-04	6.232E-05	3.514E-04	
Line	3.790E+00	2.443E+00	5.879E+00	4.291E-05	2.766E-05	6.657E-05	
Strike Probability, 1/yr				1.909E-04	8.998E-05	4.180E-04	
1.0E-5 1/yr design speed				134.	121.	147.	
1.0E-6 1/yr design speed				172.	161.	184.	
1.0E-7 1/yr design speed				206.	196.	218.	
30	99	4.114E+03	1.0000	19	15	15	
Point	2.344E+00	9.991E-02	5.500E+01	2.017E-04	8.598E-06	4.733E-03	
Line	3.056E+00	9.154E-01	1.020E+01	9.960E-06	2.984E-06	3.325E-05	
Strike Probability, 1/yr				2.117E-04	1.158E-05	4.766E-03	
1.0E-5 1/yr design speed				131.	71.	182.	
1.0E-6 1/yr design speed				169.	125.	217.	
1.0E-7 1/yr design speed				203.	164.	250.	
30	100	4.114E+03	1.0000	16	16	16	
Point	9.034E-02	1.415E-02	5.769E-01	6.547E-06	1.025E-06	4.181E-05	
Line	1.725E+00	6.012E-01	4.951E+00	4.736E-06	1.650E-06	1.359E-05	
Strike Probability, 1/yr				1.128E-05	2.675E-06	5.540E-05	
1.0E-5 1/yr design speed				71.	60.	110.	
1.0E-6 1/yr design speed				128.	100.	154.	
1.0E-7 1/yr design speed				168.	147.	191.	
30	101	4.114E+03	1.0000	14	14	14	
Point	1.664E-01	2.682E-02	1.032E+00	1.055E-05	1.701E-06	6.544E-05	
Line	1.187E+00	5.261E-01	2.677E+00	2.850E-06	1.264E-06	6.430E-06	
Strike Probability, 1/yr				1.340E-05	2.964E-06	7.187E-05	
1.0E-5 1/yr design speed				76.	60.	112.	
1.0E-6 1/yr design speed				127.	100.	154.	
1.0E-7 1/yr design speed				167.	146.	191.	
30	102	4.114E+03	1.0000	30	29	29	
Point	5.608E-01	1.280E-01	2.457E+00	7.620E-05	1.739E-05	3.338E-04	
Line	2.754E+00	1.301E+00	5.830E+00	1.417E-05	6.696E-06	3.001E-05	
Strike Probability, 1/yr				9.037E-05	2.409E-05	3.638E-04	
1.0E-5 1/yr design speed				116.	86.	146.	
1.0E-6 1/yr design speed				157.	130.	185.	
1.0E-7 1/yr design speed				195.	168.	222.	
30	103	4.114E+03	1.0000	29	27	27	
Point	1.927E-01	5.241E-02	7.087E-01	2.531E-05	6.883E-06	9.308E-05	
Line	1.899E+00	1.041E+00	3.464E+00	9.449E-06	5.180E-06	1.723E-05	
Strike Probability, 1/yr				3.476E-05	1.206E-05	1.103E-04	
1.0E-5 1/yr design speed				97.	70.	124.	
1.0E-6 1/yr design speed				141.	119.	166.	
1.0E-7 1/yr design speed				180.	158.	204.	

30	104	3.702E+03	0.9000	10	6	6	
Point		2.428E-02	5.625E-03	1.048E-01	1.222E-06	2.831E-07	5.274E-06
Line		3.607E-01	2.315E-01	5.621E-01	6.876E-07	4.412E-07	1.071E-06
Strike Probability, 1/yr					1.909E-06	7.243E-07	6.345E-06
1.0E-5	1/yr design speed				60.	60.	60.
1.0E-6	1/yr design speed				83.	60.	113.
1.0E-7	1/yr design speed				131.	110.	157.
30	105	4.114E+02	0.1000	0	0	0	
Point		0.000E+00	0.000E+00	0.000E+00	0.000E+00	0.000E+00	0.000E+00
Line		0.000E+00	0.000E+00	0.000E+00	0.000E+00	0.000E+00	0.000E+00
Strike Probability, 1/yr					0.000E+00	0.000E+00	0.000E+00
1.0E-5	1/yr design speed				0.	0.	0.
1.0E-6	1/yr design speed				0.	0.	0.
1.0E-7	1/yr design speed				0.	0.	0.
31	80	2.035E+02	0.0500	0	0	0	
31	81	3.257E+03	0.8000	43	40	41	
Point		4.659E-01	1.282E-01	1.693E+00	1.146E-04	3.154E-05	4.164E-04
Line		3.036E+00	1.542E+00	5.981E+00	2.830E-05	1.437E-05	5.573E-05
Strike Probability, 1/yr					1.429E-04	4.591E-05	4.721E-04
1.0E-5	1/yr design speed				126.	104.	147.
1.0E-6	1/yr design speed				165.	146.	185.
1.0E-7	1/yr design speed				201.	182.	221.
31	82	4.071E+03	1.0000	80	75	78	
Point		7.192E-01	2.511E-01	2.060E+00	2.633E-04	9.194E-05	7.542E-04
Line		4.657E+00	2.672E+00	8.117E+00	6.459E-05	3.706E-05	1.126E-04
Strike Probability, 1/yr					3.279E-04	1.290E-04	8.667E-04
1.0E-5	1/yr design speed				143.	128.	158.
1.0E-6	1/yr design speed				180.	167.	195.
1.0E-7	1/yr design speed				213.	200.	228.
31	83	4.071E+03	1.0000	123	120	120	
Point		7.326E-01	4.100E-01	1.309E+00	4.124E-04	2.308E-04	7.370E-04
Line		5.685E+00	4.039E+00	8.003E+00	1.212E-04	8.612E-05	1.707E-04
Strike Probability, 1/yr					5.337E-04	3.169E-04	9.076E-04
1.0E-5	1/yr design speed				152.	143.	161.
1.0E-6	1/yr design speed				188.	180.	197.
1.0E-7	1/yr design speed				220.	212.	230.
31	84	4.071E+03	1.0000	109	103	103	
Point		6.905E-01	3.755E-01	1.270E+00	3.445E-04	1.873E-04	6.335E-04
Line		4.296E+00	3.045E+00	6.060E+00	8.117E-05	5.754E-05	1.145E-04
Strike Probability, 1/yr					4.257E-04	2.449E-04	7.480E-04
1.0E-5	1/yr design speed				147.	138.	157.
1.0E-6	1/yr design speed				184.	175.	193.
1.0E-7	1/yr design speed				216.	208.	226.
31	85	4.071E+03	1.0000	128	110	113	
Point		7.024E-01	4.203E-01	1.174E+00	4.115E-04	2.462E-04	6.876E-04
Line		6.791E+00	4.860E+00	9.490E+00	1.507E-04	1.078E-04	2.106E-04
Strike Probability, 1/yr					5.622E-04	3.541E-04	8.982E-04
1.0E-5	1/yr design speed				154.	146.	162.
1.0E-6	1/yr design speed				190.	182.	198.
1.0E-7	1/yr design speed				222.	214.	230.

31	86	4.071E+03	1.0000	98	84	84	
Point	6.408E-01	2.950E-01	1.392E+00	2.874E-04	1.323E-04	6.244E-04	
Line	5.192E+00	3.266E+00	8.254E+00	8.821E-05	5.549E-05	1.402E-04	
Strike Probability, 1/yr				3.756E-04	1.878E-04	7.646E-04	
1.0E-5 1/yr design speed				146.	135.	158.	
1.0E-6 1/yr design speed				183.	173.	194.	
1.0E-7 1/yr design speed				216.	205.	227.	

31	87	4.071E+03	1.0000	74	67	67	
Point	1.226E+00	4.205E-01	3.574E+00	4.152E-04	1.424E-04	1.211E-03	
Line	7.666E+00	4.174E+00	1.408E+01	9.835E-05	5.355E-05	1.806E-04	
Strike Probability, 1/yr				5.136E-04	1.960E-04	1.391E-03	
1.0E-5 1/yr design speed				151.	135.	166.	
1.0E-6 1/yr design speed				186.	173.	202.	
1.0E-7 1/yr design speed				219.	205.	235.	

31	88	4.071E+03	1.0000	73	67	67	
Point	4.613E+00	1.319E+00	1.613E+01	1.541E-03	4.407E-04	5.390E-03	
Line	9.499E+00	5.148E+00	1.753E+01	1.202E-04	6.515E-05	2.219E-04	
Strike Probability, 1/yr				1.661E-03	5.058E-04	5.612E-03	
1.0E-5 1/yr design speed				166.	148.	186.	
1.0E-6 1/yr design speed				201.	183.	220.	
1.0E-7 1/yr design speed				233.	215.	253.	

31	89	4.071E+03	1.0000	183	158	158	
Point	1.134E+00	7.157E-01	1.796E+00	9.495E-04	5.994E-04	1.504E-03	
Line	7.052E+00	5.481E+00	9.073E+00	2.237E-04	1.739E-04	2.879E-04	
Strike Probability, 1/yr				1.173E-03	7.733E-04	1.792E-03	
1.0E-5 1/yr design speed				164.	157.	171.	
1.0E-6 1/yr design speed				199.	192.	206.	
1.0E-7 1/yr design speed				230.	223.	238.	

31	90	4.071E+03	1.0000	139	128	128	
Point	1.186E+00	6.985E-01	2.012E+00	7.543E-04	4.444E-04	1.280E-03	
Line	6.397E+00	4.866E+00	8.410E+00	1.542E-04	1.173E-04	2.027E-04	
Strike Probability, 1/yr				9.084E-04	5.616E-04	1.483E-03	
1.0E-5 1/yr design speed				159.	152.	167.	
1.0E-6 1/yr design speed				194.	187.	203.	
1.0E-7 1/yr design speed				226.	218.	236.	

31	91	4.071E+03	1.0000	91	86	86	
Point	5.296E-01	2.837E-01	9.888E-01	2.206E-04	1.182E-04	4.118E-04	
Line	4.604E+00	3.266E+00	6.492E+00	7.264E-05	5.152E-05	1.024E-04	
Strike Probability, 1/yr				2.932E-04	1.697E-04	5.143E-04	
1.0E-5 1/yr design speed				142.	133.	152.	
1.0E-6 1/yr design speed				180.	171.	188.	
1.0E-7 1/yr design speed				212.	204.	222.	

31	92	4.071E+03	1.0000	94	93	93	
Point	1.493E+00	6.397E-01	3.485E+00	6.424E-04	2.752E-04	1.499E-03	
Line	6.745E+00	4.560E+00	9.976E+00	1.099E-04	7.432E-05	1.626E-04	
Strike Probability, 1/yr				7.523E-04	3.496E-04	1.662E-03	
1.0E-5 1/yr design speed				156.	144.	168.	
1.0E-6 1/yr design speed				191.	180.	204.	
1.0E-7 1/yr design speed				223.	212.	237.	

31	93	4.071E+03	1.0000	90	84	84	
Point	4.425E-01	2.498E-01	7.841E-01	1.823E-04	1.029E-04	3.230E-04	
Line	5.409E+00	3.902E+00	7.499E+00	8.440E-05	6.088E-05	1.170E-04	
Strike Probability, 1/yr				2.667E-04	1.638E-04	4.400E-04	
1.0E-5 1/yr design speed				142.	134.	151.	
1.0E-6 1/yr design speed				180.	172.	187.	
1.0E-7 1/yr design speed				212.	205.	221.	
31	94	4.071E+03	1.0000	139	122	122	
Point	2.986E+00	1.193E+00	7.472E+00	1.900E-03	7.591E-04	4.753E-03	
Line	7.622E+00	5.116E+00	1.135E+01	1.837E-04	1.233E-04	2.736E-04	
Strike Probability, 1/yr				2.083E-03	8.824E-04	5.027E-03	
1.0E-5 1/yr design speed				170.	157.	184.	
1.0E-6 1/yr design speed				204.	191.	219.	
1.0E-7 1/yr design speed				236.	223.	251.	
31	95	4.071E+03	1.0000	82	68	70	
Point	1.054E+00	3.337E-01	3.330E+00	3.957E-04	1.253E-04	1.250E-03	
Line	3.948E+00	2.388E+00	6.526E+00	5.613E-05	3.396E-05	9.278E-05	
Strike Probability, 1/yr				4.518E-04	1.592E-04	1.343E-03	
1.0E-5 1/yr design speed				147.	130.	164.	
1.0E-6 1/yr design speed				183.	168.	200.	
1.0E-7 1/yr design speed				216.	201.	233.	
31	96	4.071E+03	1.0000	65	58	58	
Point	8.906E-01	2.412E-01	3.288E+00	2.650E-04	7.176E-05	9.783E-04	
Line	3.133E+00	1.812E+00	5.415E+00	3.530E-05	2.042E-05	6.102E-05	
Strike Probability, 1/yr				3.003E-04	9.219E-05	1.039E-03	
1.0E-5 1/yr design speed				139.	120.	159.	
1.0E-6 1/yr design speed				177.	160.	196.	
1.0E-7 1/yr design speed				210.	194.	229.	
31	97	4.071E+03	1.0000	158	137	138	
Point	2.350E-01	1.242E-01	4.447E-01	1.699E-04	8.981E-05	3.216E-04	
Line	2.282E+00	1.647E+00	3.162E+00	6.252E-05	4.512E-05	8.662E-05	
Strike Probability, 1/yr				2.325E-04	1.349E-04	4.082E-04	
1.0E-5 1/yr design speed				138.	130.	148.	
1.0E-6 1/yr design speed				177.	168.	185.	
1.0E-7 1/yr design speed				210.	202.	219.	
31	98	4.071E+03	1.0000	81	65	67	
Point	6.454E-01	1.930E-01	2.159E+00	2.393E-04	7.153E-05	8.003E-04	
Line	2.760E+00	1.656E+00	4.600E+00	3.876E-05	2.326E-05	6.460E-05	
Strike Probability, 1/yr				2.780E-04	9.479E-05	8.649E-04	
1.0E-5 1/yr design speed				138.	121.	157.	
1.0E-6 1/yr design speed				176.	161.	193.	
1.0E-7 1/yr design speed				209.	195.	227.	
31	99	4.071E+03	1.0000	92	80	80	
Point	3.700E-01	1.443E-01	9.487E-01	1.558E-04	6.076E-05	3.995E-04	
Line	2.141E+00	1.424E+00	3.219E+00	3.415E-05	2.271E-05	5.134E-05	
Strike Probability, 1/yr				1.899E-04	8.348E-05	4.508E-04	
1.0E-5 1/yr design speed				133.	119.	147.	
1.0E-6 1/yr design speed				171.	159.	184.	
1.0E-7 1/yr design speed				205.	194.	218.	

31	100	4.071E+03	1.0000	85	78	79	
Point	2.049E-01	9.077E-02	4.625E-01	7.972E-05	3.531E-05	1.799E-04	
Line	1.875E+00	1.253E+00	2.807E+00	2.764E-05	1.847E-05	4.136E-05	
Strike Probability, 1/yr				1.074E-04	5.378E-05	2.213E-04	
1.0E-5 1/yr design speed				124.	111.	136.	
1.0E-6 1/yr design speed				164.	154.	175.	
1.0E-7 1/yr design speed				199.	189.	210.	
31	101	4.071E+03	1.0000	35	34	34	
Point	2.422E-01	6.374E-02	9.207E-01	3.881E-05	1.021E-05	1.475E-04	
Line	1.672E+00	9.158E-01	3.051E+00	1.014E-05	5.557E-06	1.851E-05	
Strike Probability, 1/yr				4.895E-05	1.577E-05	1.660E-04	
1.0E-5 1/yr design speed				107.	81.	129.	
1.0E-6 1/yr design speed				150.	133.	169.	
1.0E-7 1/yr design speed				186.	171.	204.	
31	102	4.071E+03	1.0000	89	75	75	
Point	1.914E-01	8.968E-02	4.084E-01	7.796E-05	3.653E-05	1.664E-04	
Line	2.055E+00	1.385E+00	3.048E+00	3.171E-05	2.138E-05	4.704E-05	
Strike Probability, 1/yr				1.097E-04	5.791E-05	2.134E-04	
1.0E-5 1/yr design speed				120.	104.	137.	
1.0E-6 1/yr design speed				161.	146.	178.	
1.0E-7 1/yr design speed				199.	183.	214.	
31	103	4.071E+03	1.0000	49	42	42	
Point	1.843E-01	8.727E-02	3.891E-01	4.133E-05	1.957E-05	8.727E-05	
Line	2.080E+00	1.384E+00	3.126E+00	1.767E-05	1.176E-05	2.656E-05	
Strike Probability, 1/yr				5.900E-05	3.133E-05	1.138E-04	
1.0E-5 1/yr design speed				108.	92.	126.	
1.0E-6 1/yr design speed				151.	135.	167.	
1.0E-7 1/yr design speed				189.	173.	205.	
31	104	4.071E+03	1.0000	6	6	6	
Point	8.463E-02	6.662E-03	1.075E+00	2.324E-06	1.830E-07	2.952E-05	
Line	1.879E+00	2.969E-01	1.189E+01	1.954E-06	3.089E-07	1.236E-05	
Strike Probability, 1/yr				4.278E-06	4.918E-07	4.189E-05	
1.0E-5 1/yr design speed				60.	60.	105.	
1.0E-6 1/yr design speed				103.	60.	150.	
1.0E-7 1/yr design speed				147.	103.	189.	
31	105	3.664E+03	0.9000	8	6	6	
Point	1.102E+00	6.191E-02	1.961E+01	4.482E-05	2.519E-06	7.977E-04	
Line	5.283E+00	1.796E+00	1.554E+01	8.142E-06	2.768E-06	2.395E-05	
Strike Probability, 1/yr				5.297E-05	5.286E-06	8.217E-04	
1.0E-5 1/yr design speed				105.	60.	160.	
1.0E-6 1/yr design speed				148.	104.	198.	
1.0E-7 1/yr design speed				186.	145.	234.	
31	106	1.221E+03	0.3000	6	5	5	
Point	5.535E-02	1.623E-02	1.888E-01	5.067E-06	1.486E-06	1.728E-05	
Line	9.248E-01	4.678E-01	1.828E+00	3.207E-06	1.622E-06	6.339E-06	
Strike Probability, 1/yr				8.274E-06	3.108E-06	2.362E-05	
1.0E-5 1/yr design speed				60.	60.	91.	
1.0E-6 1/yr design speed				115.	93.	139.	
1.0E-7 1/yr design speed				157.	136.	180.	

31	107	8.142E+02	0.2000	1	0	0		
31	108	2.035E+03	0.5000	1	1	1		
Point		1.591E-01	0.000E+00	0.000E+00	1.456E-06	0.000E+00	0.000E+00	0.000E+00
Line		1.000E+00	0.000E+00	0.000E+00	3.467E-07	0.000E+00	0.000E+00	0.000E+00
Strike Probability, 1/yr					1.803E-06	0.000E+00	0.000E+00	0.000E+00
1.0E-5	1/yr design speed				60.	50.	50.	
1.0E-6	1/yr design speed				81.	50.	50.	
1.0E-7	1/yr design speed				129.	50.	50.	
31	109	2.850E+03	0.7000	4	3	3		
Point		5.475E-02	2.261E-03	1.326E+00	1.432E-06	5.914E-08	3.468E-05	
Line		7.798E-01	3.293E-01	1.847E+00	7.726E-07	3.262E-07	1.830E-06	
Strike Probability, 1/yr					2.205E-06	3.853E-07	3.651E-05	
1.0E-5	1/yr design speed				60.	60.	101.	
1.0E-6	1/yr design speed				87.	60.	146.	
1.0E-7	1/yr design speed				134.	100.	185.	
31	110	3.257E+03	0.8000	6	3	3		
Point		7.089E-03	4.631E-04	1.085E-01	2.434E-07	1.590E-08	3.725E-06	
Line		3.883E-01	9.434E-02	1.598E+00	5.049E-07	1.227E-07	2.078E-06	
Strike Probability, 1/yr					7.483E-07	1.386E-07	5.803E-06	
1.0E-5	1/yr design speed				60.	60.	60.	
1.0E-6	1/yr design speed				60.	60.	112.	
1.0E-7	1/yr design speed				115.	76.	156.	
31	111	2.035E+03	0.5000	1	1	1		
Point		8.523E-03	0.000E+00	0.000E+00	7.802E-08	0.000E+00	0.000E+00	
Line		5.000E-01	0.000E+00	0.000E+00	1.734E-07	0.000E+00	0.000E+00	
Strike Probability, 1/yr					2.514E-07	0.000E+00	0.000E+00	
1.0E-5	1/yr design speed				60.	50.	50.	
1.0E-6	1/yr design speed				60.	50.	50.	
1.0E-7	1/yr design speed				92.	50.	50.	
31	112	8.142E+02	0.2000	0	0	0		
31	113	2.035E+02	0.0500	0	0	0		
32	79	4.027E+02	0.1000	16	15	15		
Point		4.647E-02	1.371E-02	1.575E-01	3.440E-05	1.015E-05	1.166E-04	
Line		1.691E+00	7.563E-01	3.780E+00	4.742E-05	2.121E-05	1.060E-04	
Strike Probability, 1/yr					8.182E-05	3.136E-05	2.226E-04	
1.0E-5	1/yr design speed				120.	100.	139.	
1.0E-6	1/yr design speed				160.	143.	176.	
1.0E-7	1/yr design speed				193.	178.	209.	
32	80	3.221E+03	0.8000	37	35	35		
Point		9.380E-02	4.480E-02	1.964E-01	2.007E-05	9.588E-06	4.203E-05	
Line		1.671E+00	1.081E+00	2.584E+00	1.355E-05	8.760E-06	2.095E-05	
Strike Probability, 1/yr					3.362E-05	1.835E-05	6.297E-05	
1.0E-5	1/yr design speed				99.	84.	113.	
1.0E-6	1/yr design speed				143.	132.	155.	
1.0E-7	1/yr design speed				180.	169.	191.	

32	81	4.027E+03	1.0000	70	67	67	
Point	2.792E-01	1.495E-01	5.213E-01	9.042E-05	4.842E-05	1.688E-04	
Line	3.183E+00	2.257E+00	4.489E+00	3.905E-05	2.770E-05	5.507E-05	
Strike Probability, 1/yr				1.295E-04	7.612E-05	2.239E-04	
1.0E-5 1/yr design speed				125.	114.	136.	
1.0E-6 1/yr design speed				164.	155.	174.	
1.0E-7 1/yr design speed				199.	190.	209.	
32	82	4.027E+03	1.0000	51	47	47	
Point	3.156E-01	1.416E-01	7.037E-01	7.448E-05	3.341E-05	1.661E-04	
Line	3.056E+00	1.955E+00	4.776E+00	2.732E-05	1.748E-05	4.269E-05	
Strike Probability, 1/yr				1.018E-04	5.089E-05	2.088E-04	
1.0E-5 1/yr design speed				123.	110.	136.	
1.0E-6 1/yr design speed				163.	153.	175.	
1.0E-7 1/yr design speed				198.	188.	209.	
32	83	4.027E+03	1.0000	101	99	99	
Point	5.899E-01	3.285E-01	1.059E+00	2.757E-04	1.535E-04	4.950E-04	
Line	3.884E+00	2.869E+00	5.257E+00	6.875E-05	5.079E-05	9.306E-05	
Strike Probability, 1/yr				3.444E-04	2.043E-04	5.881E-04	
1.0E-5 1/yr design speed				144.	135.	153.	
1.0E-6 1/yr design speed				181.	173.	190.	
1.0E-7 1/yr design speed				214.	206.	223.	
32	84	4.027E+03	1.0000	102	100	100	
Point	5.281E-01	3.034E-01	9.190E-01	2.492E-04	1.432E-04	4.338E-04	
Line	4.287E+00	3.098E+00	5.932E+00	7.664E-05	5.539E-05	1.061E-04	
Strike Probability, 1/yr				3.259E-04	1.986E-04	5.398E-04	
1.0E-5 1/yr design speed				144.	135.	152.	
1.0E-6 1/yr design speed				181.	173.	189.	
1.0E-7 1/yr design speed				214.	206.	223.	
32	85	4.027E+03	1.0000	78	65	65	
Point	7.228E-01	3.256E-01	1.604E+00	2.609E-04	1.175E-04	5.791E-04	
Line	6.016E+00	3.739E+00	9.679E+00	8.224E-05	5.111E-05	1.323E-04	
Strike Probability, 1/yr				3.431E-04	1.686E-04	7.114E-04	
1.0E-5 1/yr design speed				145.	133.	157.	
1.0E-6 1/yr design speed				182.	171.	193.	
1.0E-7 1/yr design speed				214.	204.	226.	
32	86	4.027E+03	1.0000	97	89	89	
Point	1.584E+00	7.033E-01	3.567E+00	7.109E-04	3.156E-04	1.601E-03	
Line	7.621E+00	4.963E+00	1.170E+01	1.296E-04	8.437E-05	1.990E-04	
Strike Probability, 1/yr				8.405E-04	4.000E-04	1.800E-03	
1.0E-5 1/yr design speed				158.	146.	170.	
1.0E-6 1/yr design speed				193.	182.	205.	
1.0E-7 1/yr design speed				225.	214.	238.	
32	87	4.027E+03	1.0000	70	69	69	
Point	1.175E+00	4.666E-01	2.960E+00	3.807E-04	1.511E-04	9.588E-04	
Line	6.585E+00	3.878E+00	1.118E+01	8.079E-05	4.757E-05	1.372E-04	
Strike Probability, 1/yr				4.614E-04	1.987E-04	1.096E-03	
1.0E-5 1/yr design speed				148.	134.	162.	
1.0E-6 1/yr design speed				185.	172.	198.	
1.0E-7 1/yr design speed				217.	205.	231.	

32	88	4.027E+03	1.0000	97	90	90	
Point	9.175E-01	4.839E-01	1.739E+00	4.118E-04	2.172E-04	7.808E-04	
Line	6.992E+00	4.819E+00	1.015E+01	1.189E-04	8.193E-05	1.725E-04	
Strike Probability, 1/yr				5.307E-04	2.991E-04	9.532E-04	
1.0E-5 1/yr design speed				152.	142.	161.	
1.0E-6 1/yr design speed				188.	179.	197.	
1.0E-7 1/yr design speed				220.	211.	230.	

32	89	4.027E+03	1.0000	176	157	157	
Point	1.853E+00	1.132E+00	3.033E+00	1.509E-03	9.221E-04	2.470E-03	
Line	1.098E+01	8.251E+00	1.460E+01	3.386E-04	2.545E-04	4.505E-04	
Strike Probability, 1/yr				1.848E-03	1.177E-03	2.921E-03	
1.0E-5 1/yr design speed				171.	163.	179.	
1.0E-6 1/yr design speed				205.	197.	213.	
1.0E-7 1/yr design speed				236.	228.	245.	

32	90	4.027E+03	1.0000	210	181	181	
Point	7.414E-01	4.925E-01	1.116E+00	7.204E-04	4.786E-04	1.084E-03	
Line	6.854E+00	5.385E+00	8.724E+00	2.523E-04	1.982E-04	3.211E-04	
Strike Probability, 1/yr				9.727E-04	6.768E-04	1.406E-03	
1.0E-5 1/yr design speed				162.	157.	169.	
1.0E-6 1/yr design speed				197.	191.	204.	
1.0E-7 1/yr design speed				229.	222.	236.	

32	91	4.027E+03	1.0000	177	167	167	
Point	7.876E-01	4.815E-01	1.288E+00	6.451E-04	3.944E-04	1.055E-03	
Line	6.947E+00	5.219E+00	9.246E+00	2.155E-04	1.619E-04	2.868E-04	
Strike Probability, 1/yr				8.606E-04	5.563E-04	1.342E-03	
1.0E-5 1/yr design speed				160.	153.	168.	
1.0E-6 1/yr design speed				195.	188.	203.	
1.0E-7 1/yr design speed				227.	220.	235.	

32	92	4.027E+03	1.0000	145	136	136	
Point	5.898E-01	3.620E-01	9.611E-01	3.957E-04	2.429E-04	6.448E-04	
Line	7.655E+00	5.517E+00	1.062E+01	1.945E-04	1.402E-04	2.699E-04	
Strike Probability, 1/yr				5.903E-04	3.831E-04	9.148E-04	
1.0E-5 1/yr design speed				156.	149.	163.	
1.0E-6 1/yr design speed				191.	184.	199.	
1.0E-7 1/yr design speed				223.	216.	231.	

32	93	4.027E+03	1.0000	195	188	188	
Point	1.242E+00	7.291E-01	2.115E+00	1.121E-03	6.579E-04	1.909E-03	
Line	7.220E+00	5.359E+00	9.728E+00	2.468E-04	1.832E-04	3.325E-04	
Strike Probability, 1/yr				1.367E-03	8.411E-04	2.241E-03	
1.0E-5 1/yr design speed				166.	158.	175.	
1.0E-6 1/yr design speed				201.	193.	209.	
1.0E-7 1/yr design speed				232.	224.	241.	

32	94	4.027E+03	1.0000	202	171	171	
Point	9.336E-01	5.029E-01	1.733E+00	8.727E-04	4.701E-04	1.620E-03	
Line	4.355E+00	3.257E+00	5.822E+00	1.542E-04	1.153E-04	2.061E-04	
Strike Probability, 1/yr				1.027E-03	5.854E-04	1.826E-03	
1.0E-5 1/yr design speed				161.	152.	170.	
1.0E-6 1/yr design speed				196.	187.	205.	
1.0E-7 1/yr design speed				228.	218.	238.	

32	95	4.027E+03	1.0000	148	119	120	
Point	5.536E-01	2.722E-01	1.126E+00	3.792E-04	1.864E-04	7.711E-04	
Line	3.310E+00	2.359E+00	4.646E+00	8.587E-05	6.119E-05	1.205E-04	
Strike Probability, 1/yr				4.650E-04	2.476E-04	8.916E-04	
1.0E-5 1/yr design speed				149.	138.	159.	
1.0E-6 1/yr design speed				185.	176.	195.	
1.0E-7 1/yr design speed				218.	208.	229.	
32	96	4.027E+03	1.0000	192	156	158	
Point	3.643E-01	1.755E-01	7.564E-01	3.237E-04	1.559E-04	6.720E-04	
Line	1.875E+00	1.387E+00	2.534E+00	6.309E-05	4.668E-05	8.526E-05	
Strike Probability, 1/yr				3.868E-04	2.026E-04	7.573E-04	
1.0E-5 1/yr design speed				145.	135.	156.	
1.0E-6 1/yr design speed				182.	172.	192.	
1.0E-7 1/yr design speed				215.	205.	226.	
32	97	4.027E+03	1.0000	246	217	217	
Point	2.358E-01	1.425E-01	3.901E-01	2.684E-04	1.623E-04	4.440E-04	
Line	2.104E+00	1.634E+00	2.709E+00	9.071E-05	7.045E-05	1.168E-04	
Strike Probability, 1/yr				3.591E-04	2.327E-04	5.608E-04	
1.0E-5 1/yr design speed				146.	139.	153.	
1.0E-6 1/yr design speed				183.	176.	190.	
1.0E-7 1/yr design speed				215.	208.	223.	
32	98	4.027E+03	1.0000	132	118	118	
Point	1.677E-01	8.617E-02	3.266E-01	1.025E-04	5.263E-05	1.995E-04	
Line	2.188E+00	1.541E+00	3.106E+00	5.062E-05	3.566E-05	7.186E-05	
Strike Probability, 1/yr				1.531E-04	8.829E-05	2.713E-04	
1.0E-5 1/yr design speed				132.	123.	142.	
1.0E-6 1/yr design speed				171.	163.	180.	
1.0E-7 1/yr design speed				205.	197.	214.	
32	99	4.027E+03	1.0000	190	174	174	
Point	1.824E-01	9.730E-02	3.420E-01	1.604E-04	8.554E-05	3.007E-04	
Line	1.362E+00	1.040E+00	1.784E+00	4.535E-05	3.462E-05	5.940E-05	
Strike Probability, 1/yr				2.057E-04	1.202E-04	3.601E-04	
1.0E-5 1/yr design speed				135.	127.	144.	
1.0E-6 1/yr design speed				174.	165.	182.	
1.0E-7 1/yr design speed				207.	199.	216.	
32	100	4.027E+03	1.0000	158	149	149	
Point	1.489E-01	8.465E-02	2.620E-01	1.089E-04	6.189E-05	1.916E-04	
Line	1.644E+00	1.236E+00	2.188E+00	4.553E-05	3.422E-05	6.058E-05	
Strike Probability, 1/yr				1.544E-04	9.611E-05	2.522E-04	
1.0E-5 1/yr design speed				132.	124.	140.	
1.0E-6 1/yr design speed				171.	163.	178.	
1.0E-7 1/yr design speed				205.	197.	212.	
32	101	4.027E+03	1.0000	118	107	107	
Point	1.213E-01	7.224E-02	2.038E-01	6.626E-05	3.944E-05	1.113E-04	
Line	1.802E+00	1.353E+00	2.400E+00	3.727E-05	2.799E-05	4.964E-05	
Strike Probability, 1/yr				1.035E-04	6.743E-05	1.609E-04	
1.0E-5 1/yr design speed				126.	117.	133.	
1.0E-6 1/yr design speed				166.	159.	173.	
1.0E-7 1/yr design speed				200.	193.	207.	

32	102	4.027E+03	1.0000	93	86	86	
Point	1.209E-01	6.230E-02	2.346E-01	5.202E-05	2.681E-05	1.009E-04	
Line	1.850E+00	1.258E+00	2.719E+00	3.015E-05	2.051E-05	4.433E-05	
Strike Probability, 1/yr				8.217E-05	4.732E-05	1.453E-04	
1.0E-5 1/yr design speed				115.	101.	131.	
1.0E-6 1/yr design speed				157.	143.	172.	
1.0E-7 1/yr design speed				195.	180.	209.	
32	103	4.027E+03	1.0000	76	56	56	
Point	1.019E-01	3.475E-02	2.985E-01	3.582E-05	1.222E-05	1.050E-04	
Line	1.241E+00	7.827E-01	1.968E+00	1.653E-05	1.043E-05	2.622E-05	
Strike Probability, 1/yr				5.235E-05	2.265E-05	1.312E-04	
1.0E-5 1/yr design speed				106.	85.	128.	
1.0E-6 1/yr design speed				149.	130.	169.	
1.0E-7 1/yr design speed				187.	169.	207.	
32	104	4.027E+03	1.0000	41	29	29	
Point	2.347E-02	7.857E-03	7.010E-02	4.452E-06	1.491E-06	1.330E-05	
Line	5.214E-01	3.217E-01	8.448E-01	3.747E-06	2.312E-06	6.071E-06	
Strike Probability, 1/yr				8.199E-06	3.803E-06	1.937E-05	
1.0E-5 1/yr design speed				60.	60.	86.	
1.0E-6 1/yr design speed				116.	98.	136.	
1.0E-7 1/yr design speed				158.	140.	177.	
32	105	4.027E+03	1.0000	2	0	0	
32	106	4.027E+03	1.0000	12	8	8	
Point	6.810E-02	8.092E-03	5.731E-01	3.781E-06	4.493E-07	3.182E-05	
Line	1.045E+00	4.221E-01	2.587E+00	2.198E-06	8.877E-07	5.441E-06	
Strike Probability, 1/yr				5.979E-06	1.337E-06	3.726E-05	
1.0E-5 1/yr design speed				60.	60.	102.	
1.0E-6 1/yr design speed				109.	74.	147.	
1.0E-7 1/yr design speed				152.	122.	186.	
32	107	4.027E+03	1.0000	4	3	3	
Point	7.212E-02	5.098E-03	1.020E+00	1.335E-06	9.436E-08	1.888E-05	
Line	6.297E+00	2.704E-01	1.466E+02	4.415E-06	1.896E-07	1.028E-04	
Strike Probability, 1/yr				5.749E-06	2.840E-07	1.217E-04	
1.0E-5 1/yr design speed				60.	60.	130.	
1.0E-6 1/yr design speed				110.	60.	172.	
1.0E-7 1/yr design speed				154.	91.	209.	
32	108	4.027E+03	1.0000	6	2	2	
Point	5.618E-01	8.451E-05	3.735E+03	1.560E-05	2.346E-09	1.037E-01	
Line	7.179E+00	7.549E-02	6.827E+02	7.550E-06	7.939E-08	7.180E-04	
Strike Probability, 1/yr				2.315E-05	8.174E-08	1.044E-01	
1.0E-5 1/yr design speed				88.	50.	237.	
1.0E-6 1/yr design speed				135.	50.	271.	
1.0E-7 1/yr design speed				174.	50.	303.	
32	109	4.027E+03	1.0000	4	2	2	
Point	1.321E-02	2.668E-04	6.544E-01	2.446E-07	4.939E-09	1.211E-05	
Line	1.000E-01	0.000E+00	0.000E+00	7.011E-08	0.000E+00	0.000E+00	
Strike Probability, 1/yr				3.147E-07	4.939E-09	1.211E-05	
1.0E-5 1/yr design speed				60.	50.	72.	
1.0E-6 1/yr design speed				60.	50.	125.	
1.0E-7 1/yr design speed				95.	50.	167.	

32	110	4.027E+03	1.0000	9	6	6	
Point	3.039E-02	4.176E-03	2.211E-01	1.265E-06	1.739E-07	9.208E-06	
Line	2.371E+00	3.497E-01	1.608E+01	3.741E-06	5.517E-07	2.536E-05	
Strike Probability, 1/yr				5.006E-06	7.256E-07	3.457E-05	
1.0E-5 1/yr design speed				60.	60.	103.	
1.0E-6 1/yr design speed				108.	60.	150.	
1.0E-7 1/yr design speed				151.	111.	188.	
32	111	4.027E+03	1.0000	18	15	15	
Point	3.938E-02	1.483E-02	1.046E-01	3.280E-06	1.235E-06	8.714E-06	
Line	1.448E+00	8.661E-01	2.421E+00	4.569E-06	2.732E-06	7.639E-06	
Strike Probability, 1/yr				7.849E-06	3.967E-06	1.635E-05	
1.0E-5 1/yr design speed				60.	60.	82.	
1.0E-6 1/yr design speed				116.	99.	134.	
1.0E-7 1/yr design speed				158.	142.	175.	
32	112	4.027E+03	1.0000	4	3	3	
Point	1.618E-02	1.341E-03	1.952E-01	2.995E-07	2.482E-08	3.614E-06	
Line	5.866E-01	1.778E-01	1.935E+00	4.113E-07	1.247E-07	1.357E-06	
Strike Probability, 1/yr				7.107E-07	1.495E-07	4.970E-06	
1.0E-5 1/yr design speed				60.	60.	60.	
1.0E-6 1/yr design speed				60.	60.	108.	
1.0E-7 1/yr design speed				114.	77.	153.	
32	113	3.624E+03	0.9000	3	2	2	
Point	1.407E-01	4.710E-02	4.205E-01	2.171E-06	7.265E-07	6.485E-06	
Line	1.922E+01	1.402E-02	2.636E+04	1.123E-05	8.192E-09	1.540E-02	
Strike Probability, 1/yr				1.340E-05	7.347E-07	1.541E-02	
1.0E-5 1/yr design speed				76.	60.	213.	
1.0E-6 1/yr design speed				128.	60.	246.	
1.0E-7 1/yr design speed				169.	106.	277.	
32	114	2.416E+03	0.6000	8	3	3	
Point	1.407E-02	2.628E-03	7.532E-02	8.680E-07	1.621E-07	4.647E-06	
Line	9.826E-01	4.816E-01	2.005E+00	2.296E-06	1.125E-06	4.686E-06	
Strike Probability, 1/yr				3.164E-06	1.288E-06	9.333E-06	
1.0E-5 1/yr design speed				60.	60.	60.	
1.0E-6 1/yr design speed				98.	74.	123.	
1.0E-7 1/yr design speed				143.	123.	165.	
32	115	1.208E+03	0.3000	2	2	2	
Point	1.440E-02	6.996E-04	2.965E-01	4.443E-07	2.158E-08	9.147E-06	
Line	9.098E-01	1.724E-01	4.802E+00	1.063E-06	2.014E-07	5.611E-06	
Strike Probability, 1/yr				1.507E-06	2.230E-07	1.476E-05	
1.0E-5 1/yr design speed				60.	60.	79.	
1.0E-6 1/yr design speed				79.	60.	131.	
1.0E-7 1/yr design speed				129.	87.	173.	
32	116	1.611E+03	0.4000	0	0	0	
32	117	4.027E+02	0.1000	9	7	7	
Point	2.009E-02	2.425E-03	1.665E-01	8.368E-06	1.010E-06	6.934E-05	
Line	2.470E-01	1.292E-01	4.721E-01	3.896E-06	2.038E-06	7.448E-06	
Strike Probability, 1/yr				1.226E-05	3.048E-06	7.679E-05	
1.0E-5 1/yr design speed				72.	60.	116.	
1.0E-6 1/yr design speed				123.	93.	159.	
1.0E-7 1/yr design speed				164.	137.	198.	

33	77	1.991E+02	0.0500	1	1	1	
Point		3.068E-02	0.000E+00	0.000E+00	2.872E-06	0.000E+00	0.000E+00
Line		2.000E+00	0.000E+00	0.000E+00	7.091E-06	0.000E+00	0.000E+00
Strike Probability, 1/yr					9.963E-06	0.000E+00	0.000E+00
1.0E-5	1/yr design speed				60.	50.	50.
1.0E-6	1/yr design speed				126.	50.	50.
1.0E-7	1/yr design speed				164.	50.	50.
33	78	7.963E+02	0.2000	23	21	21	
Point		6.634E-02	2.002E-02	2.198E-01	3.570E-05	1.078E-05	1.183E-04
Line		1.393E+00	6.795E-01	2.858E+00	2.841E-05	1.385E-05	5.825E-05
Strike Probability, 1/yr					6.411E-05	2.463E-05	1.765E-04
1.0E-5	1/yr design speed				113.	92.	133.
1.0E-6	1/yr design speed				154.	138.	171.
1.0E-7	1/yr design speed				189.	174.	206.
33	79	3.583E+03	0.9000	50	50	50	
Point		9.580E-02	5.196E-02	1.766E-01	2.491E-05	1.351E-05	4.592E-05
Line		1.961E+00	1.344E+00	2.861E+00	1.931E-05	1.323E-05	2.818E-05
Strike Probability, 1/yr					4.422E-05	2.674E-05	7.410E-05
1.0E-5	1/yr design speed				106.	94.	117.
1.0E-6	1/yr design speed				148.	139.	158.
1.0E-7	1/yr design speed				184.	175.	193.
33	80	3.981E+03	1.0000	89	86	86	
Point		1.720E-01	9.259E-02	3.195E-01	7.164E-05	3.856E-05	1.331E-04
Line		2.756E+00	1.851E+00	4.103E+00	4.348E-05	2.920E-05	6.473E-05
Strike Probability, 1/yr					1.151E-04	6.777E-05	1.978E-04
1.0E-5	1/yr design speed				124.	113.	135.
1.0E-6	1/yr design speed				163.	154.	173.
1.0E-7	1/yr design speed				198.	188.	207.
33	81	3.981E+03	1.0000	91	86	86	
Point		7.156E-01	3.304E-01	1.550E+00	3.047E-04	1.407E-04	6.600E-04
Line		4.416E+00	2.891E+00	6.746E+00	7.124E-05	4.663E-05	1.088E-04
Strike Probability, 1/yr					3.760E-04	1.873E-04	7.689E-04
1.0E-5	1/yr design speed				142.	129.	156.
1.0E-6	1/yr design speed				180.	168.	193.
1.0E-7	1/yr design speed				215.	202.	228.
33	82	3.981E+03	1.0000	49	49	49	
Point		5.766E-01	2.424E-01	1.372E+00	1.322E-04	5.558E-05	3.146E-04
Line		2.769E+00	1.950E+00	3.930E+00	2.405E-05	1.694E-05	3.414E-05
Strike Probability, 1/yr					1.563E-04	7.252E-05	3.487E-04
1.0E-5	1/yr design speed				129.	115.	142.
1.0E-6	1/yr design speed				167.	156.	180.
1.0E-7	1/yr design speed				202.	191.	214.
33	83	3.981E+03	1.0000	55	55	55	
Point		2.456E+00	7.491E-01	8.051E+00	6.321E-04	1.928E-04	2.072E-03
Line		6.438E+00	3.784E+00	1.095E+01	6.277E-05	3.689E-05	1.068E-04
Strike Probability, 1/yr					6.949E-04	2.297E-04	2.179E-03
1.0E-5	1/yr design speed				153.	135.	171.
1.0E-6	1/yr design speed				188.	172.	206.
1.0E-7	1/yr design speed				221.	205.	240.

33	84	3.981E+03	1.0000	125	122	122	
Point	8.662E-01	4.685E-01	1.601E+00	5.067E-04	2.741E-04	9.368E-04	
Line	4.655E+00	3.358E+00	6.454E+00	1.032E-04	7.441E-05	1.430E-04	
Strike Probability, 1/yr				6.099E-04	3.485E-04	1.080E-03	
1.0E-5 1/yr design speed				153.	144.	162.	
1.0E-6 1/yr design speed				188.	180.	198.	
1.0E-7 1/yr design speed				221.	212.	231.	
33	85	3.981E+03	1.0000	107	102	102	
Point	7.456E-01	4.290E-01	1.296E+00	3.733E-04	2.148E-04	6.489E-04	
Line	5.874E+00	4.268E+00	8.083E+00	1.114E-04	8.096E-05	1.533E-04	
Strike Probability, 1/yr				4.848E-04	2.958E-04	8.022E-04	
1.0E-5 1/yr design speed				151.	142.	159.	
1.0E-6 1/yr design speed				187.	179.	195.	
1.0E-7 1/yr design speed				219.	211.	228.	
33	86	3.981E+03	1.0000	149	129	129	
Point	1.424E+00	7.807E-01	2.598E+00	9.931E-04	5.444E-04	1.812E-03	
Line	6.026E+00	4.467E+00	8.129E+00	1.592E-04	1.180E-04	2.147E-04	
Strike Probability, 1/yr				1.152E-03	6.624E-04	2.026E-03	
1.0E-5 1/yr design speed				162.	154.	172.	
1.0E-6 1/yr design speed				197.	188.	207.	
1.0E-7 1/yr design speed				229.	220.	239.	
33	87	3.981E+03	1.0000	141	135	135	
Point	1.949E+00	9.970E-01	3.808E+00	1.286E-03	6.579E-04	2.513E-03	
Line	5.549E+00	4.071E+00	7.563E+00	1.387E-04	1.018E-04	1.890E-04	
Strike Probability, 1/yr				1.425E-03	7.597E-04	2.702E-03	
1.0E-5 1/yr design speed				164.	154.	175.	
1.0E-6 1/yr design speed				199.	189.	210.	
1.0E-7 1/yr design speed				231.	220.	243.	
33	88	3.981E+03	1.0000	121	107	107	
Point	2.375E+00	1.201E+00	4.699E+00	1.345E-03	6.800E-04	2.661E-03	
Line	9.590E+00	6.782E+00	1.356E+01	2.057E-04	1.455E-04	2.908E-04	
Strike Probability, 1/yr				1.551E-03	8.255E-04	2.952E-03	
1.0E-5 1/yr design speed				167.	157.	177.	
1.0E-6 1/yr design speed				201.	191.	212.	
1.0E-7 1/yr design speed				233.	223.	245.	
33	89	3.981E+03	1.0000	105	89	89	
Point	1.416E+00	7.335E-01	2.735E+00	6.960E-04	3.604E-04	1.344E-03	
Line	6.552E+00	4.860E+00	8.834E+00	1.220E-04	9.046E-05	1.644E-04	
Strike Probability, 1/yr				8.180E-04	4.509E-04	1.509E-03	
1.0E-5 1/yr design speed				157.	148.	167.	
1.0E-6 1/yr design speed				192.	183.	203.	
1.0E-7 1/yr design speed				225.	215.	235.	
33	90	3.981E+03	1.0000	144	129	129	
Point	6.464E-01	4.253E-01	9.822E-01	4.356E-04	2.866E-04	6.619E-04	
Line	7.256E+00	5.578E+00	9.438E+00	1.852E-04	1.424E-04	2.409E-04	
Strike Probability, 1/yr				6.208E-04	4.290E-04	9.029E-04	
1.0E-5 1/yr design speed				156.	150.	162.	
1.0E-6 1/yr design speed				192.	185.	198.	
1.0E-7 1/yr design speed				223.	217.	231.	

33	91	3.981E+03	1.0000	95	85	85	
Point	1.681E+00	8.083E-01	3.494E+00	7.472E-04	3.594E-04	1.553E-03	
Line	7.534E+00	5.170E+00	1.098E+01	1.269E-04	8.706E-05	1.849E-04	
Strike Probability, 1/yr				8.740E-04	4.464E-04	1.738E-03	
1.0E-5 1/yr design speed				158.	148.	169.	
1.0E-6 1/yr design speed				193.	183.	205.	
1.0E-7 1/yr design speed				225.	215.	237.	
33	92	3.981E+03	1.0000	76	71	71	
Point	1.420E+00	6.244E-01	3.228E+00	5.049E-04	2.221E-04	1.148E-03	
Line	7.142E+00	4.624E+00	1.103E+01	9.623E-05	6.229E-05	1.486E-04	
Strike Probability, 1/yr				6.012E-04	2.844E-04	1.297E-03	
1.0E-5 1/yr design speed				152.	140.	165.	
1.0E-6 1/yr design speed				188.	177.	200.	
1.0E-7 1/yr design speed				221.	209.	233.	
33	93	3.981E+03	1.0000	113	106	106	
Point	1.490E+00	8.033E-01	2.765E+00	7.881E-04	4.248E-04	1.462E-03	
Line	6.409E+00	4.627E+00	8.878E+00	1.284E-04	9.268E-05	1.778E-04	
Strike Probability, 1/yr				9.165E-04	5.175E-04	1.640E-03	
1.0E-5 1/yr design speed				159.	150.	168.	
1.0E-6 1/yr design speed				194.	185.	204.	
1.0E-7 1/yr design speed				226.	216.	237.	
33	94	3.981E+03	1.0000	149	126	126	
Point	1.260E+00	6.426E-01	2.469E+00	8.784E-04	4.481E-04	1.722E-03	
Line	6.531E+00	4.736E+00	9.007E+00	1.725E-04	1.251E-04	2.379E-04	
Strike Probability, 1/yr				1.051E-03	5.732E-04	1.960E-03	
1.0E-5 1/yr design speed				161.	152.	172.	
1.0E-6 1/yr design speed				196.	187.	207.	
1.0E-7 1/yr design speed				228.	219.	239.	
33	95	3.981E+03	1.0000	126	104	104	
Point	8.152E-01	3.315E-01	2.004E+00	4.807E-04	1.955E-04	1.182E-03	
Line	3.358E+00	2.298E+00	4.907E+00	7.500E-05	5.133E-05	1.096E-04	
Strike Probability, 1/yr				5.557E-04	2.468E-04	1.292E-03	
1.0E-5 1/yr design speed				150.	138.	164.	
1.0E-6 1/yr design speed				186.	175.	200.	
1.0E-7 1/yr design speed				219.	207.	233.	
33	96	3.981E+03	1.0000	188	159	160	
Point	6.144E-01	3.130E-01	1.206E+00	5.405E-04	2.754E-04	1.061E-03	
Line	3.996E+00	2.875E+00	5.553E+00	1.332E-04	9.582E-05	1.851E-04	
Strike Probability, 1/yr				6.737E-04	3.712E-04	1.246E-03	
1.0E-5 1/yr design speed				155.	146.	165.	
1.0E-6 1/yr design speed				191.	182.	201.	
1.0E-7 1/yr design speed				223.	214.	233.	
33	97	3.981E+03	1.0000	152	132	132	
Point	5.543E-01	2.482E-01	1.238E+00	3.943E-04	1.766E-04	8.803E-04	
Line	3.157E+00	2.170E+00	4.592E+00	8.507E-05	5.848E-05	1.237E-04	
Strike Probability, 1/yr				4.793E-04	2.351E-04	1.004E-03	
1.0E-5 1/yr design speed				149.	138.	161.	
1.0E-6 1/yr design speed				185.	175.	197.	
1.0E-7 1/yr design speed				218.	207.	230.	

33	98	3.981E+03	1.0000	128	114	114	
Point	8.529E-01	3.330E-01	2.184E+00	5.109E-04	1.995E-04	1.309E-03	
Line	3.026E+00	2.022E+00	4.528E+00	6.866E-05	4.588E-05	1.028E-04	
Strike Probability, 1/yr				5.796E-04	2.454E-04	1.411E-03	
1.0E-5 1/yr design speed				151.	137.	165.	
1.0E-6 1/yr design speed				186.	174.	201.	
1.0E-7 1/yr design speed				219.	207.	234.	
33	99	3.981E+03	1.0000	122	104	104	
Point	3.766E-01	1.785E-01	7.944E-01	2.150E-04	1.019E-04	4.536E-04	
Line	3.014E+00	2.121E+00	4.285E+00	6.519E-05	4.586E-05	9.266E-05	
Strike Probability, 1/yr				2.802E-04	1.478E-04	5.462E-04	
1.0E-5 1/yr design speed				141.	131.	152.	
1.0E-6 1/yr design speed				179.	169.	189.	
1.0E-7 1/yr design speed				211.	202.	222.	
33	100	3.981E+03	1.0000	75	72	72	
Point	2.300E-01	8.686E-02	6.089E-01	8.072E-05	3.049E-05	2.137E-04	
Line	2.795E+00	1.611E+00	4.851E+00	3.716E-05	2.142E-05	6.449E-05	
Strike Probability, 1/yr				1.179E-04	5.191E-05	2.782E-04	
1.0E-5 1/yr design speed				127.	112.	141.	
1.0E-6 1/yr design speed				167.	155.	180.	
1.0E-7 1/yr design speed				201.	190.	214.	
33	101	3.981E+03	1.0000	198	182	182	
Point	1.753E-01	1.080E-01	2.845E-01	1.624E-04	1.001E-04	2.636E-04	
Line	2.673E+00	2.025E+00	3.529E+00	9.384E-05	7.108E-05	1.239E-04	
Strike Probability, 1/yr				2.562E-04	1.711E-04	3.875E-04	
1.0E-5 1/yr design speed				142.	135.	150.	
1.0E-6 1/yr design speed				180.	174.	187.	
1.0E-7 1/yr design speed				213.	206.	220.	
33	102	3.981E+03	1.0000	183	166	166	
Point	3.936E-01	2.145E-01	7.223E-01	3.371E-04	1.837E-04	6.186E-04	
Line	3.185E+00	2.340E+00	4.336E+00	1.033E-04	7.591E-05	1.407E-04	
Strike Probability, 1/yr				4.404E-04	2.596E-04	7.592E-04	
1.0E-5 1/yr design speed				145.	131.	160.	
1.0E-6 1/yr design speed				184.	169.	198.	
1.0E-7 1/yr design speed				220.	205.	233.	
33	103	3.981E+03	1.0000	34	20	20	
Point	3.250E-02	1.232E-02	8.576E-02	5.172E-06	1.960E-06	1.365E-05	
Line	1.495E+00	7.307E-01	3.060E+00	9.012E-06	4.404E-06	1.844E-05	
Strike Probability, 1/yr				1.418E-05	6.364E-06	3.209E-05	
1.0E-5 1/yr design speed				77.	60.	101.	
1.0E-6 1/yr design speed				128.	108.	147.	
1.0E-7 1/yr design speed				168.	150.	186.	
33	104	3.981E+03	1.0000	32	22	22	
Point	2.668E-03	1.579E-03	4.509E-03	3.996E-07	2.365E-07	6.753E-07	
Line	2.249E-01	1.602E-01	3.157E-01	1.276E-06	9.088E-07	1.791E-06	
Strike Probability, 1/yr				1.675E-06	1.145E-06	2.466E-06	
1.0E-5 1/yr design speed				60.	60.	60.	
1.0E-6 1/yr design speed				82.	70.	94.	
1.0E-7 1/yr design speed				132.	120.	143.	

33	105	3.981E+03	1.0000	5	4	4	
Point	2.254E-01	2.098E-03	2.420E+01	5.273E-06	4.910E-08	5.664E-04	
Line	2.077E+00	2.460E-01	1.754E+01	1.841E-06	2.181E-07	1.554E-05	
Strike Probability, 1/yr				7.114E-06	2.672E-07	5.819E-04	
1.0E-5 1/yr design speed				60.	60.	154.	
1.0E-6 1/yr design speed				112.	60.	193.	
1.0E-7 1/yr design speed				154.	91.	229.	
33	106	3.981E+03	1.0000	4	2	2	
Point	2.557E-03	1.096E-03	5.965E-03	4.786E-08	2.052E-08	1.117E-07	
Line	2.500E-01	1.966E-01	3.181E-01	1.773E-07	1.394E-07	2.255E-07	
Strike Probability, 1/yr				2.252E-07	1.599E-07	3.372E-07	
1.0E-5 1/yr design speed				60.	60.	60.	
1.0E-6 1/yr design speed				60.	60.	60.	
1.0E-7 1/yr design speed				89.	79.	102.	
33	107	3.981E+03	1.0000	3	2	2	
Point	1.582E+00	1.402E-06	1.786E+06	2.221E-05	1.968E-11	2.508E+01	
Line	2.014E-01	9.716E-02	4.175E-01	1.071E-07	5.167E-08	2.220E-07	
Strike Probability, 1/yr				2.232E-05	5.169E-08	2.508E+01	
1.0E-5 1/yr design speed				86.	50.	315.	
1.0E-6 1/yr design speed				131.	50.	346.	
1.0E-7 1/yr design speed				171.	50.	377.	
33	108	3.981E+03	1.0000	0	0	0	
33	109	3.981E+03	1.0000	0	0	0	
33	110	3.981E+03	1.0000	3	1	1	
Point	1.534E-03	0.000E+00	0.000E+00	2.154E-08	0.000E+00	0.000E+00	
Line	1.000E-01	0.000E+00	0.000E+00	5.318E-08	0.000E+00	0.000E+00	
Strike Probability, 1/yr				7.472E-08	0.000E+00	0.000E+00	
1.0E-5 1/yr design speed				50.	50.	50.	
1.0E-6 1/yr design speed				50.	50.	50.	
1.0E-7 1/yr design speed				50.	50.	50.	
33	111	3.981E+03	1.0000	29	24	24	
Point	2.821E-01	8.705E-02	9.144E-01	3.829E-05	1.181E-05	1.241E-04	
Line	4.555E+00	2.303E+00	9.007E+00	2.342E-05	1.184E-05	4.630E-05	
Strike Probability, 1/yr				6.171E-05	2.366E-05	1.704E-04	
1.0E-5 1/yr design speed				110.	86.	133.	
1.0E-6 1/yr design speed				152.	131.	174.	
1.0E-7 1/yr design speed				190.	170.	211.	
33	112	3.981E+03	1.0000	25	17	17	
Point	1.653E-02	6.921E-03	3.949E-02	1.934E-06	8.097E-07	4.620E-06	
Line	7.103E-01	4.249E-01	1.187E+00	3.148E-06	1.883E-06	5.262E-06	
Strike Probability, 1/yr				5.082E-06	2.693E-06	9.882E-06	
1.0E-5 1/yr design speed				60.	60.	60.	
1.0E-6 1/yr design speed				107.	90.	125.	
1.0E-7 1/yr design speed				151.	135.	167.	
33	113	3.981E+03	1.0000	1	0	0	

33	114	3.981E+03	1.0000	2	1	1	
Point	2.273E-03	0.000E+00	0.000E+00		2.127E-08	0.000E+00	0.000E+00
Line	2.000E-01	0.000E+00	0.000E+00		7.091E-08	0.000E+00	0.000E+00
Strike Probability, 1/yr					9.218E-08	0.000E+00	0.000E+00
1.0E-5 1/yr design speed					50.	50.	50.
1.0E-6 1/yr design speed					50.	50.	50.
1.0E-7 1/yr design speed					50.	50.	50.
33	115	3.981E+03	1.0000	5	4	4	
Point	1.441E-01	5.533E-03	3.755E+00		3.373E-06	1.295E-07	8.786E-05
Line	2.091E+00	4.272E-01	1.024E+01		1.854E-06	3.787E-07	9.074E-06
Strike Probability, 1/yr					5.226E-06	5.082E-07	9.693E-05
1.0E-5 1/yr design speed					60.	60.	121.
1.0E-6 1/yr design speed					106.	60.	163.
1.0E-7 1/yr design speed					149.	104.	201.
33	116	3.981E+03	1.0000	4	4	4	
Point	3.674E-03	1.512E-03	8.924E-03		6.877E-08	2.831E-08	1.671E-07
Line	2.923E-01	1.015E-01	8.416E-01		2.073E-07	7.200E-08	5.968E-07
Strike Probability, 1/yr					2.761E-07	1.003E-07	7.638E-07
1.0E-5 1/yr design speed					60.	60.	60.
1.0E-6 1/yr design speed					60.	60.	60.
1.0E-7 1/yr design speed					94.	65.	121.
33	117	2.787E+03	0.7000	32	30	30	
Point	3.303E-02	1.451E-02	7.521E-02		7.066E-06	3.103E-06	1.609E-05
Line	1.101E+00	6.279E-01	1.930E+00		8.921E-06	5.089E-06	1.564E-05
Strike Probability, 1/yr					1.599E-05	8.192E-06	3.173E-05
1.0E-5 1/yr design speed					80.	60.	100.
1.0E-6 1/yr design speed					129.	113.	146.
1.0E-7 1/yr design speed					170.	154.	186.
33	118	3.981E+02	0.1000	19	18	18	
Point	1.129E-01	2.224E-02	5.728E-01		1.004E-04	1.978E-05	5.093E-04
Line	1.276E+00	5.844E-01	2.788E+00		4.299E-05	1.968E-05	9.390E-05
Strike Probability, 1/yr					1.434E-04	3.946E-05	6.032E-04
1.0E-5 1/yr design speed					126.	98.	156.
1.0E-6 1/yr design speed					166.	140.	194.
1.0E-7 1/yr design speed					203.	178.	230.
34	76	3.935E+02	0.1000	36	34	34	
Point	4.760E-02	2.183E-02	1.038E-01		8.114E-05	3.722E-05	1.769E-04
Line	1.183E+00	7.127E-01	1.964E+00		7.640E-05	4.602E-05	1.268E-04
Strike Probability, 1/yr					1.575E-04	8.324E-05	3.037E-04
1.0E-5 1/yr design speed					131.	119.	143.
1.0E-6 1/yr design speed					169.	158.	180.
1.0E-7 1/yr design speed					202.	191.	213.
34	77	2.754E+03	0.7000	71	64	64	
Point	5.639E-02	3.099E-02	1.026E-01		2.709E-05	1.489E-05	4.928E-05
Line	1.211E+00	8.743E-01	1.678E+00		2.204E-05	1.591E-05	3.053E-05
Strike Probability, 1/yr					4.912E-05	3.079E-05	7.982E-05
1.0E-5 1/yr design speed					108.	98.	118.
1.0E-6 1/yr design speed					150.	141.	159.
1.0E-7 1/yr design speed					186.	177.	194.

34	78	3.935E+03	1.0000	76	63	63	
Point	3.147E+00	7.330E-01	1.351E+01	1.132E-03	2.638E-04	4.862E-03	
Line	5.129E+00	2.805E+00	9.378E+00	6.992E-05	3.824E-05	1.278E-04	
Strike Probability, 1/yr				1.202E-03	3.020E-04	4.990E-03	
1.0E-5 1/yr design speed				160.	136.	185.	
1.0E-6 1/yr design speed				198.	174.	222.	
1.0E-7 1/yr design speed				233.	210.	257.	
34	79	3.935E+03	1.0000	99	95	95	
Point	1.486E+00	5.834E-01	3.786E+00	6.967E-04	2.735E-04	1.775E-03	
Line	6.339E+00	4.000E+00	1.004E+01	1.126E-04	7.104E-05	1.784E-04	
Strike Probability, 1/yr				8.093E-04	3.445E-04	1.953E-03	
1.0E-5 1/yr design speed				155.	139.	171.	
1.0E-6 1/yr design speed				192.	177.	207.	
1.0E-7 1/yr design speed				227.	211.	243.	
34	80	3.935E+03	1.0000	69	68	68	
Point	2.663E-01	1.278E-01	5.550E-01	8.701E-05	4.175E-05	1.813E-04	
Line	2.373E+00	1.612E+00	3.494E+00	2.937E-05	1.995E-05	4.325E-05	
Strike Probability, 1/yr				1.164E-04	6.170E-05	2.246E-04	
1.0E-5 1/yr design speed				122.	109.	135.	
1.0E-6 1/yr design speed				162.	151.	174.	
1.0E-7 1/yr design speed				198.	186.	209.	
34	81	3.935E+03	1.0000	79	78	79	
Point	1.846E+00	6.437E-01	5.297E+00	6.907E-04	2.408E-04	1.982E-03	
Line	5.471E+00	3.468E+00	8.630E+00	7.753E-05	4.915E-05	1.223E-04	
Strike Probability, 1/yr				7.683E-04	2.899E-04	2.104E-03	
1.0E-5 1/yr design speed				153.	136.	172.	
1.0E-6 1/yr design speed				191.	174.	208.	
1.0E-7 1/yr design speed				226.	209.	244.	
34	82	3.935E+03	1.0000	104	98	99	
Point	7.215E-01	3.943E-01	1.320E+00	3.553E-04	1.942E-04	6.503E-04	
Line	5.666E+00	3.964E+00	8.098E+00	1.057E-04	7.395E-05	1.511E-04	
Strike Probability, 1/yr				4.610E-04	2.681E-04	8.014E-04	
1.0E-5 1/yr design speed				150.	141.	159.	
1.0E-6 1/yr design speed				186.	178.	195.	
1.0E-7 1/yr design speed				218.	210.	228.	
34	83	3.935E+03	1.0000	88	86	86	
Point	7.281E-01	3.827E-01	1.385E+00	3.034E-04	1.595E-04	5.773E-04	
Line	5.615E+00	3.765E+00	8.375E+00	8.864E-05	5.943E-05	1.322E-04	
Strike Probability, 1/yr				3.921E-04	2.189E-04	7.095E-04	
1.0E-5 1/yr design speed				147.	137.	157.	
1.0E-6 1/yr design speed				183.	175.	193.	
1.0E-7 1/yr design speed				216.	207.	226.	
34	84	3.935E+03	1.0000	92	91	91	
Point	6.851E-01	4.016E-01	1.169E+00	2.985E-04	1.750E-04	5.091E-04	
Line	4.916E+00	3.681E+00	6.566E+00	8.113E-05	6.074E-05	1.084E-04	
Strike Probability, 1/yr				3.796E-04	2.357E-04	6.175E-04	
1.0E-5 1/yr design speed				146.	138.	154.	
1.0E-6 1/yr design speed				183.	175.	191.	
1.0E-7 1/yr design speed				215.	208.	224.	

34	85	3.935E+03	1.0000	77	75	75	
Point	1.207E+00	6.278E-01	2.321E+00	4.401E-04	2.289E-04	8.462E-04	
Line	5.483E+00	4.149E+00	7.245E+00	7.572E-05	5.730E-05	1.001E-04	
Strike Probability, 1/yr				5.158E-04	2.862E-04	9.463E-04	
1.0E-5 1/yr design speed				150.	140.	159.	
1.0E-6 1/yr design speed				185.	177.	195.	
1.0E-7 1/yr design speed				218.	209.	229.	
34	86	3.935E+03	1.0000	170	156	156	
Point	2.011E+00	1.147E+00	3.526E+00	1.619E-03	9.230E-04	2.838E-03	
Line	8.784E+00	6.575E+00	1.174E+01	2.678E-04	2.005E-04	3.578E-04	
Strike Probability, 1/yr				1.886E-03	1.123E-03	3.196E-03	
1.0E-5 1/yr design speed				170.	162.	179.	
1.0E-6 1/yr design speed				204.	196.	213.	
1.0E-7 1/yr design speed				235.	227.	246.	
34	87	3.935E+03	1.0000	113	105	105	
Point	2.041E+00	1.043E+00	3.993E+00	1.092E-03	5.582E-04	2.136E-03	
Line	8.277E+00	5.931E+00	1.155E+01	1.678E-04	1.202E-04	2.342E-04	
Strike Probability, 1/yr				1.260E-03	6.784E-04	2.371E-03	
1.0E-5 1/yr design speed				163.	154.	174.	
1.0E-6 1/yr design speed				198.	189.	209.	
1.0E-7 1/yr design speed				230.	220.	241.	
34	88	3.935E+03	1.0000	120	110	110	
Point	1.272E+00	6.892E-01	2.349E+00	7.229E-04	3.916E-04	1.335E-03	
Line	8.333E+00	6.034E+00	1.151E+01	1.794E-04	1.299E-04	2.477E-04	
Strike Probability, 1/yr				9.023E-04	5.215E-04	1.582E-03	
1.0E-5 1/yr design speed				160.	151.	169.	
1.0E-6 1/yr design speed				195.	186.	204.	
1.0E-7 1/yr design speed				227.	218.	237.	
34	89	3.935E+03	1.0000	83	71	71	
Point	1.588E+00	6.461E-01	3.901E+00	6.240E-04	2.540E-04	1.533E-03	
Line	7.878E+00	5.022E+00	1.236E+01	1.173E-04	7.476E-05	1.840E-04	
Strike Probability, 1/yr				7.413E-04	3.287E-04	1.717E-03	
1.0E-5 1/yr design speed				156.	143.	169.	
1.0E-6 1/yr design speed				191.	179.	204.	
1.0E-7 1/yr design speed				223.	211.	237.	
34	90	3.935E+03	1.0000	93	84	84	
Point	7.938E-01	3.958E-01	1.592E+00	3.496E-04	1.743E-04	7.011E-04	
Line	5.926E+00	4.074E+00	8.619E+00	9.885E-05	6.796E-05	1.438E-04	
Strike Probability, 1/yr				4.484E-04	2.423E-04	8.449E-04	
1.0E-5 1/yr design speed				149.	139.	159.	
1.0E-6 1/yr design speed				185.	176.	195.	
1.0E-7 1/yr design speed				218.	208.	228.	
34	91	3.935E+03	1.0000	133	115	115	
Point	1.741E+00	8.962E-01	3.384E+00	1.097E-03	5.644E-04	2.131E-03	
Line	8.224E+00	5.779E+00	1.170E+01	1.962E-04	1.379E-04	2.792E-04	
Strike Probability, 1/yr				1.293E-03	7.023E-04	2.411E-03	
1.0E-5 1/yr design speed				164.	155.	175.	
1.0E-6 1/yr design speed				199.	190.	209.	
1.0E-7 1/yr design speed				231.	221.	242.	

34	92	3.935E+03	1.0000	171	160	160	
Point	2.374E+00	1.280E+00	4.403E+00	1.922E-03	1.036E-03	3.565E-03	
Line	6.423E+00	4.872E+00	8.467E+00	1.970E-04	1.494E-04	2.597E-04	
Strike Probability, 1/yr				2.119E-03	1.186E-03	3.825E-03	
1.0E-5 1/yr design speed				171.	161.	181.	
1.0E-6 1/yr design speed				205.	195.	215.	
1.0E-7 1/yr design speed				236.	226.	248.	
34	93	3.935E+03	1.0000	82	73	73	
Point	2.885E+00	1.087E+00	7.654E+00	1.120E-03	4.222E-04	2.972E-03	
Line	6.192E+00	3.984E+00	9.626E+00	9.108E-05	5.859E-05	1.416E-04	
Strike Probability, 1/yr				1.211E-03	4.808E-04	3.114E-03	
1.0E-5 1/yr design speed				161.	147.	177.	
1.0E-6 1/yr design speed				196.	182.	212.	
1.0E-7 1/yr design speed				228.	214.	245.	
34	94	3.935E+03	1.0000	76	67	67	
Point	4.105E+00	1.300E+00	1.296E+01	1.477E-03	4.680E-04	4.665E-03	
Line	9.200E+00	5.266E+00	1.607E+01	1.254E-04	7.178E-05	2.191E-04	
Strike Probability, 1/yr				1.603E-03	5.398E-04	4.884E-03	
1.0E-5 1/yr design speed				166.	149.	184.	
1.0E-6 1/yr design speed				200.	184.	218.	
1.0E-7 1/yr design speed				232.	216.	251.	
34	95	3.935E+03	1.0000	115	100	100	
Point	1.110E+00	6.049E-01	2.037E+00	6.045E-04	3.294E-04	1.109E-03	
Line	6.333E+00	4.456E+00	9.001E+00	1.306E-04	9.192E-05	1.857E-04	
Strike Probability, 1/yr				7.351E-04	4.213E-04	1.295E-03	
1.0E-5 1/yr design speed				156.	147.	165.	
1.0E-6 1/yr design speed				191.	183.	201.	
1.0E-7 1/yr design speed				224.	214.	234.	
34	96	3.935E+03	1.0000	201	172	172	
Point	1.290E+00	6.549E-01	2.542E+00	1.228E-03	6.234E-04	2.419E-03	
Line	4.599E+00	3.328E+00	6.356E+00	1.658E-04	1.200E-04	2.292E-04	
Strike Probability, 1/yr				1.394E-03	7.434E-04	2.649E-03	
1.0E-5 1/yr design speed				165.	155.	176.	
1.0E-6 1/yr design speed				199.	189.	210.	
1.0E-7 1/yr design speed				231.	221.	243.	
34	97	3.935E+03	1.0000	195	167	167	
Point	1.851E+00	9.100E-01	3.766E+00	1.709E-03	8.403E-04	3.477E-03	
Line	5.817E+00	4.208E+00	8.041E+00	2.035E-04	1.472E-04	2.813E-04	
Strike Probability, 1/yr				1.913E-03	9.875E-04	3.759E-03	
1.0E-5 1/yr design speed				169.	159.	181.	
1.0E-6 1/yr design speed				204.	193.	215.	
1.0E-7 1/yr design speed				235.	224.	248.	
34	98	3.935E+03	1.0000	191	147	147	
Point	1.147E+00	5.573E-01	2.360E+00	1.037E-03	5.040E-04	2.135E-03	
Line	5.502E+00	3.748E+00	8.077E+00	1.885E-04	1.284E-04	2.767E-04	
Strike Probability, 1/yr				1.226E-03	6.324E-04	2.412E-03	
1.0E-5 1/yr design speed				164.	153.	175.	
1.0E-6 1/yr design speed				198.	188.	209.	
1.0E-7 1/yr design speed				230.	220.	242.	

34	99	3.935E+03	1.0000	244	178	178	
Point	1.117E+00	5.508E-01	2.265E+00	1.291E-03	6.364E-04	2.617E-03	
Line	4.522E+00	3.196E+00	6.398E+00	1.979E-04	1.399E-04	2.800E-04	
Strike Probability, 1/yr				1.488E-03	7.763E-04	2.897E-03	
1.0E-5 1/yr design speed				166.	156.	177.	
1.0E-6 1/yr design speed				201.	191.	212.	
1.0E-7 1/yr design speed				232.	222.	244.	
34	100	3.935E+03	1.0000	127	116	116	
Point	4.518E-01	2.082E-01	9.804E-01	2.717E-04	1.252E-04	5.896E-04	
Line	2.533E+00	1.783E+00	3.598E+00	5.770E-05	4.062E-05	8.195E-05	
Strike Probability, 1/yr				3.294E-04	1.658E-04	6.715E-04	
1.0E-5 1/yr design speed				142.	131.	154.	
1.0E-6 1/yr design speed				180.	170.	191.	
1.0E-7 1/yr design speed				213.	203.	224.	
34	101	3.935E+03	1.0000	225	210	210	
Point	4.250E-01	2.500E-01	7.224E-01	4.528E-04	2.664E-04	7.697E-04	
Line	2.891E+00	2.242E+00	3.728E+00	1.167E-04	9.049E-05	1.504E-04	
Strike Probability, 1/yr				5.695E-04	3.569E-04	9.202E-04	
1.0E-5 1/yr design speed				153.	145.	160.	
1.0E-6 1/yr design speed				188.	181.	196.	
1.0E-7 1/yr design speed				221.	213.	229.	
34	102	3.935E+03	1.0000	226	215	215	
Point	2.622E-01	1.616E-01	4.254E-01	2.806E-04	1.730E-04	4.553E-04	
Line	2.954E+00	2.268E+00	3.846E+00	1.197E-04	9.195E-05	1.559E-04	
Strike Probability, 1/yr				4.003E-04	2.649E-04	6.112E-04	
1.0E-5 1/yr design speed				144.	132.	157.	
1.0E-6 1/yr design speed				183.	170.	195.	
1.0E-7 1/yr design speed				219.	206.	230.	
34	103	3.935E+03	1.0000	88	52	52	
Point	3.312E-01	1.038E-01	1.056E+00	1.380E-04	4.327E-05	4.402E-04	
Line	3.414E+00	1.682E+00	6.933E+00	5.389E-05	2.654E-05	1.094E-04	
Strike Probability, 1/yr				1.919E-04	6.981E-05	5.496E-04	
1.0E-5 1/yr design speed				131.	108.	154.	
1.0E-6 1/yr design speed				171.	149.	193.	
1.0E-7 1/yr design speed				207.	186.	229.	
34	104	3.935E+03	1.0000	13	8	8	
Point	1.079E+00	3.832E-02	3.037E+01	6.642E-05	2.359E-06	1.870E-03	
Line	2.988E+01	2.436E+00	3.666E+02	6.968E-05	5.679E-06	8.548E-04	
Strike Probability, 1/yr				1.361E-04	8.038E-06	2.724E-03	
1.0E-5 1/yr design speed				126.	60.	182.	
1.0E-6 1/yr design speed				167.	113.	218.	
1.0E-7 1/yr design speed				204.	154.	252.	
34	105	3.935E+03	1.0000	11	7	7	
Point	8.659E-03	9.521E-04	7.876E-02	4.511E-07	4.959E-08	4.102E-06	
Line	4.463E-01	1.303E-01	1.529E+00	8.806E-07	2.570E-07	3.017E-06	
Strike Probability, 1/yr				1.332E-06	3.066E-07	7.119E-06	
1.0E-5 1/yr design speed				60.	60.	60.	
1.0E-6 1/yr design speed				76.	60.	117.	
1.0E-7 1/yr design speed				127.	94.	160.	

34	106	3.935E+03	1.0000	8	4	4	
Point	1.487E-01	1.989E-02	1.112E+00	5.633E-06	7.535E-07	4.211E-05	
Line	2.729E+00	6.331E-01	1.176E+01	3.916E-06	9.085E-07	1.688E-05	
Strike Probability, 1/yr				9.549E-06	1.662E-06	5.899E-05	
1.0E-5 1/yr design speed				60.	60.	112.	
1.0E-6 1/yr design speed				118.	79.	156.	
1.0E-7 1/yr design speed				160.	126.	195.	
34	107	3.935E+03	1.0000	2	1	1	
Point	4.489E-01	0.000E+00	0.000E+00	4.251E-06	0.000E+00	0.000E+00	
Line	7.900E+00	0.000E+00	0.000E+00	2.834E-06	0.000E+00	0.000E+00	
Strike Probability, 1/yr				7.085E-06	0.000E+00	0.000E+00	
1.0E-5 1/yr design speed				60.	50.	50.	
1.0E-6 1/yr design speed				112.	50.	50.	
1.0E-7 1/yr design speed				155.	50.	50.	
34	108	3.935E+03	1.0000	0	0	0	
34	109	3.935E+03	1.0000	2	2	2	
Point	1.723E-02	3.225E-03	9.209E-02	1.632E-07	3.054E-08	8.721E-07	
Line	6.182E-01	1.859E-01	2.056E+00	2.218E-07	6.670E-08	7.374E-07	
Strike Probability, 1/yr				3.850E-07	9.724E-08	1.610E-06	
1.0E-5 1/yr design speed				60.	50.	60.	
1.0E-6 1/yr design speed				60.	50.	82.	
1.0E-7 1/yr design speed				101.	50.	133.	
34	110	3.935E+03	1.0000	8	5	5	
Point	6.141E-02	1.886E-03	2.000E+00	2.326E-06	7.144E-08	7.575E-05	
Line	1.510E+00	9.082E-01	2.512E+00	2.167E-06	1.303E-06	3.604E-06	
Strike Probability, 1/yr				4.494E-06	1.375E-06	7.936E-05	
1.0E-5 1/yr design speed				60.	60.	117.	
1.0E-6 1/yr design speed				104.	76.	160.	
1.0E-7 1/yr design speed				148.	125.	198.	
34	111	3.935E+03	1.0000	2	1	1	
Point	5.682E-05	0.000E+00	0.000E+00	5.381E-10	0.000E+00	0.000E+00	
Line	1.000E-01	0.000E+00	0.000E+00	3.587E-08	0.000E+00	0.000E+00	
Strike Probability, 1/yr				3.641E-08	0.000E+00	0.000E+00	
1.0E-5 1/yr design speed				50.	50.	50.	
1.0E-6 1/yr design speed				50.	50.	50.	
1.0E-7 1/yr design speed				50.	50.	50.	
34	112	3.935E+03	1.0000	15	7	7	
Point	4.096E-02	2.081E-03	8.064E-01	2.910E-06	1.478E-07	5.728E-05	
Line	5.052E-01	1.803E-01	1.416E+00	1.359E-06	4.851E-07	3.809E-06	
Strike Probability, 1/yr				4.269E-06	6.329E-07	6.109E-05	
1.0E-5 1/yr design speed				60.	60.	111.	
1.0E-6 1/yr design speed				102.	60.	155.	
1.0E-7 1/yr design speed				145.	109.	194.	
34	113	3.935E+03	1.0000	1	1	1	
Point	1.420E-02	0.000E+00	0.000E+00	6.726E-08	0.000E+00	0.000E+00	
Line	5.000E-01	0.000E+00	0.000E+00	8.968E-08	0.000E+00	0.000E+00	
Strike Probability, 1/yr				1.569E-07	0.000E+00	0.000E+00	
1.0E-5 1/yr design speed				60.	50.	50.	
1.0E-6 1/yr design speed				60.	50.	50.	
1.0E-7 1/yr design speed				79.	50.	50.	

34	114	3.935E+03	1.0000	4	3	3	
Point	5.658E-01	2.451E-03	1.306E+02	1.072E-05	4.642E-08	2.474E-03	
Line	1.576E+00	2.171E-01	1.144E+01	1.131E-06	1.558E-07	8.205E-06	
Strike Probability, 1/yr				1.185E-05	2.022E-07	2.482E-03	
1.0E-5 1/yr design speed				70.	60.	179.	
1.0E-6 1/yr design speed				120.	60.	215.	
1.0E-7 1/yr design speed				161.	84.	250.	
34	115	3.935E+03	1.0000	0	0	0	
34	116	3.935E+03	1.0000	7	6	6	
Point	9.035E-03	1.815E-03	4.498E-02	2.995E-07	6.016E-08	1.491E-06	
Line	6.225E-01	2.903E-01	1.335E+00	7.817E-07	3.645E-07	1.676E-06	
Strike Probability, 1/yr				1.081E-06	4.247E-07	3.167E-06	
1.0E-5 1/yr design speed				60.	60.	60.	
1.0E-6 1/yr design speed				68.	60.	100.	
1.0E-7 1/yr design speed				123.	102.	147.	
34	117	3.935E+03	1.0000	21	12	12	
Point	9.423E-02	1.216E-02	7.301E-01	9.370E-06	1.209E-06	7.260E-05	
Line	1.425E+00	5.587E-01	3.635E+00	5.368E-06	2.104E-06	1.369E-05	
Strike Probability, 1/yr				1.474E-05	3.314E-06	8.629E-05	
1.0E-5 1/yr design speed				77.	60.	119.	
1.0E-6 1/yr design speed				127.	95.	162.	
1.0E-7 1/yr design speed				167.	138.	200.	
34	118	3.935E+03	1.0000	16	14	14	
Point	3.937E-02	7.166E-03	2.163E-01	2.983E-06	5.430E-07	1.639E-05	
Line	6.736E-01	3.207E-01	1.415E+00	1.933E-06	9.203E-07	4.061E-06	
Strike Probability, 1/yr				4.916E-06	1.463E-06	2.045E-05	
1.0E-5 1/yr design speed				60.	60.	87.	
1.0E-6 1/yr design speed				105.	76.	136.	
1.0E-7 1/yr design speed				149.	124.	177.	
34	119	2.754E+03	0.7000	4	3	3	
Point	9.529E-04	4.871E-04	1.864E-03	2.579E-08	1.318E-08	5.045E-08	
Line	1.000E-01	0.000E+00	0.000E+00	1.025E-07	0.000E+00	0.000E+00	
Strike Probability, 1/yr				1.283E-07	1.318E-08	5.045E-08	
1.0E-5 1/yr design speed				60.	50.	50.	
1.0E-6 1/yr design speed				60.	50.	50.	
1.0E-7 1/yr design speed				75.	50.	50.	
34	120	1.180E+03	0.3000	2	2	2	
Point	3.513E-04	1.056E-04	1.168E-03	1.109E-08	3.335E-09	3.687E-08	
Line	1.000E-01	0.000E+00	0.000E+00	1.196E-07	0.000E+00	0.000E+00	
Strike Probability, 1/yr				1.307E-07	3.335E-09	3.687E-08	
1.0E-5 1/yr design speed				60.	50.	50.	
1.0E-6 1/yr design speed				60.	50.	50.	
1.0E-7 1/yr design speed				76.	50.	50.	
35	75	3.887E+02	0.1000	29	27	27	
Point	5.568E-02	1.948E-02	1.591E-01	7.740E-05	2.708E-05	2.212E-04	
Line	9.469E-01	5.334E-01	1.681E+00	4.986E-05	2.809E-05	8.853E-05	
Strike Probability, 1/yr				1.273E-04	5.516E-05	3.098E-04	
1.0E-5 1/yr design speed				126.	110.	142.	
1.0E-6 1/yr design speed				165.	151.	180.	
1.0E-7 1/yr design speed				199.	186.	214.	

35	76	3.110E+03	0.8000	52	51	51	
Point	4.885E-01	1.652E-01	1.445E+00	1.522E-04	5.148E-05	4.501E-04	
Line	5.153E+00	2.752E+00	9.648E+00	6.082E-05	3.248E-05	1.139E-04	
Strike Probability, 1/yr				2.130E-04	8.396E-05	5.640E-04	
1.0E-5 1/yr design speed				134.	116.	151.	
1.0E-6 1/yr design speed				172.	156.	188.	
1.0E-7 1/yr design speed				207.	191.	223.	
35	77	3.887E+03	1.0000	121	108	108	
Point	9.487E-01	4.351E-01	2.069E+00	5.502E-04	2.523E-04	1.200E-03	
Line	5.269E+00	3.557E+00	7.806E+00	1.158E-04	7.814E-05	1.715E-04	
Strike Probability, 1/yr				6.660E-04	3.305E-04	1.371E-03	
1.0E-5 1/yr design speed				152.	139.	165.	
1.0E-6 1/yr design speed				189.	176.	202.	
1.0E-7 1/yr design speed				224.	211.	237.	
35	78	3.887E+03	1.0000	88	81	81	
Point	1.726E+00	6.446E-01	4.624E+00	7.283E-04	2.719E-04	1.950E-03	
Line	6.196E+00	3.847E+00	9.980E+00	9.901E-05	6.147E-05	1.595E-04	
Strike Probability, 1/yr				8.273E-04	3.334E-04	2.110E-03	
1.0E-5 1/yr design speed				155.	138.	172.	
1.0E-6 1/yr design speed				192.	176.	209.	
1.0E-7 1/yr design speed				227.	211.	244.	
35	79	3.887E+03	1.0000	49	38	40	
Point	1.397E+00	3.437E-01	5.678E+00	3.282E-04	8.074E-05	1.334E-03	
Line	6.330E+00	3.285E+00	1.220E+01	5.632E-05	2.922E-05	1.085E-04	
Strike Probability, 1/yr				3.845E-04	1.100E-04	1.442E-03	
1.0E-5 1/yr design speed				142.	120.	165.	
1.0E-6 1/yr design speed				180.	159.	203.	
1.0E-7 1/yr design speed				216.	195.	238.	
35	80	3.887E+03	1.0000	90	74	75	
Point	9.732E-01	3.721E-01	2.545E+00	4.199E-04	1.605E-04	1.098E-03	
Line	4.804E+00	2.984E+00	7.735E+00	7.851E-05	4.877E-05	1.264E-04	
Strike Probability, 1/yr				4.984E-04	2.093E-04	1.225E-03	
1.0E-5 1/yr design speed				147.	131.	163.	
1.0E-6 1/yr design speed				184.	169.	200.	
1.0E-7 1/yr design speed				219.	204.	235.	
35	81	3.887E+03	1.0000	79	70	70	
Point	1.651E+00	6.601E-01	4.131E+00	6.254E-04	2.500E-04	1.565E-03	
Line	6.609E+00	4.149E+00	1.053E+01	9.480E-05	5.951E-05	1.510E-04	
Strike Probability, 1/yr				7.202E-04	3.095E-04	1.716E-03	
1.0E-5 1/yr design speed				153.	137.	168.	
1.0E-6 1/yr design speed				190.	175.	205.	
1.0E-7 1/yr design speed				225.	210.	241.	
35	82	3.887E+03	1.0000	26	24	24	
Point	1.930E-01	7.486E-02	4.975E-01	2.405E-05	9.330E-06	6.200E-05	
Line	5.373E+00	2.434E+00	1.186E+01	2.537E-05	1.149E-05	5.600E-05	
Strike Probability, 1/yr				4.942E-05	2.082E-05	1.180E-04	
1.0E-5 1/yr design speed				112.	91.	130.	
1.0E-6 1/yr design speed				156.	141.	171.	
1.0E-7 1/yr design speed				192.	179.	205.	

35	83	3.887E+03	1.0000	23	20	20	
Point	1.309E-01	5.275E-02	3.251E-01	1.444E-05	5.815E-06	3.584E-05	
Line	4.563E+00	2.178E+00	9.561E+00	1.906E-05	9.094E-06	3.993E-05	
Strike Probability, 1/yr				3.349E-05	1.491E-05	7.577E-05	
1.0E-5 1/yr design speed				104.	82.	122.	
1.0E-6 1/yr design speed				151.	136.	165.	
1.0E-7 1/yr design speed				187.	175.	200.	
35	84	3.887E+03	1.0000	55	54	54	
Point	1.301E+00	6.207E-01	2.727E+00	3.430E-04	1.637E-04	7.190E-04	
Line	6.313E+00	4.463E+00	8.928E+00	6.304E-05	4.458E-05	8.916E-05	
Strike Probability, 1/yr				4.061E-04	2.082E-04	8.081E-04	
1.0E-5 1/yr design speed				146.	135.	157.	
1.0E-6 1/yr design speed				182.	172.	193.	
1.0E-7 1/yr design speed				215.	205.	227.	
35	85	3.887E+03	1.0000	62	61	61	
Point	1.519E+00	5.002E-01	4.615E+00	4.516E-04	1.487E-04	1.372E-03	
Line	4.543E+00	2.854E+00	7.233E+00	5.115E-05	3.213E-05	8.143E-05	
Strike Probability, 1/yr				5.027E-04	1.808E-04	1.453E-03	
1.0E-5 1/yr design speed				148.	131.	165.	
1.0E-6 1/yr design speed				184.	169.	201.	
1.0E-7 1/yr design speed				217.	202.	234.	
35	86	3.887E+03	1.0000	104	100	100	
Point	3.130E+00	1.254E+00	7.809E+00	1.560E-03	6.252E-04	3.893E-03	
Line	7.179E+00	4.790E+00	1.076E+01	1.356E-04	9.046E-05	2.032E-04	
Strike Probability, 1/yr				1.696E-03	7.157E-04	4.096E-03	
1.0E-5 1/yr design speed				167.	153.	181.	
1.0E-6 1/yr design speed				201.	188.	216.	
1.0E-7 1/yr design speed				233.	220.	249.	
35	87	3.887E+03	1.0000	65	65	65	
Point	1.148E+01	2.221E+00	5.931E+01	3.576E-03	6.922E-04	1.848E-02	
Line	6.710E+00	3.728E+00	1.208E+01	7.920E-05	4.400E-05	1.426E-04	
Strike Probability, 1/yr				3.656E-03	7.362E-04	1.862E-02	
1.0E-5 1/yr design speed				177.	152.	203.	
1.0E-6 1/yr design speed				210.	186.	237.	
1.0E-7 1/yr design speed				242.	218.	269.	
35	88	3.887E+03	1.0000	93	92	92	
Point	5.512E+00	1.763E+00	1.723E+01	2.457E-03	7.860E-04	7.681E-03	
Line	9.429E+00	5.695E+00	1.561E+01	1.592E-04	9.617E-05	2.636E-04	
Strike Probability, 1/yr				2.616E-03	8.822E-04	7.945E-03	
1.0E-5 1/yr design speed				173.	156.	191.	
1.0E-6 1/yr design speed				207.	190.	225.	
1.0E-7 1/yr design speed				238.	222.	257.	
35	89	3.887E+03	1.0000	121	115	115	
Point	3.672E+00	1.380E+00	9.770E+00	2.130E-03	8.003E-04	5.667E-03	
Line	6.361E+00	4.341E+00	9.322E+00	1.398E-04	9.537E-05	2.048E-04	
Strike Probability, 1/yr				2.269E-03	8.956E-04	5.872E-03	
1.0E-5 1/yr design speed				171.	156.	186.	
1.0E-6 1/yr design speed				205.	191.	221.	
1.0E-7 1/yr design speed				237.	222.	253.	

35	90	3.887E+03	1.0000	146	137	137	
Point		2.463E+00	1.093E+00	5.552E+00	1.724E-03	7.647E-04	3.886E-03
Line		7.158E+00	4.970E+00	1.031E+01	1.897E-04	1.318E-04	2.732E-04
Strike Probability, 1/yr					1.913E-03	8.964E-04	4.159E-03
1.0E-5	1/yr design speed				169.	157.	182.
1.0E-6	1/yr design speed				203.	192.	216.
1.0E-7	1/yr design speed				235.	223.	249.
35	91	3.887E+03	1.0000	198	190	190	
Point		1.735E+00	1.106E+00	2.723E+00	1.647E-03	1.050E-03	2.584E-03
Line		6.585E+00	5.347E+00	8.110E+00	2.367E-04	1.922E-04	2.916E-04
Strike Probability, 1/yr					1.884E-03	1.242E-03	2.876E-03
1.0E-5	1/yr design speed				170.	163.	177.
1.0E-6	1/yr design speed				204.	197.	212.
1.0E-7	1/yr design speed				235.	227.	244.
35	92	3.887E+03	1.0000	154	149	149	
Point		1.727E+00	1.078E+00	2.767E+00	1.275E-03	7.954E-04	2.043E-03
Line		7.622E+00	5.989E+00	9.701E+00	2.131E-04	1.675E-04	2.713E-04
Strike Probability, 1/yr					1.488E-03	9.629E-04	2.314E-03
1.0E-5	1/yr design speed				166.	159.	174.
1.0E-6	1/yr design speed				201.	193.	209.
1.0E-7	1/yr design speed				232.	225.	241.
35	93	3.887E+03	1.0000	89	78	78	
Point		1.908E+00	8.271E-01	4.400E+00	8.139E-04	3.528E-04	1.877E-03
Line		7.743E+00	5.005E+00	1.198E+01	1.251E-04	8.089E-05	1.936E-04
Strike Probability, 1/yr					9.390E-04	4.337E-04	2.071E-03
1.0E-5	1/yr design speed				159.	147.	172.
1.0E-6	1/yr design speed				194.	182.	207.
1.0E-7	1/yr design speed				226.	214.	240.
35	94	3.887E+03	1.0000	133	113	113	
Point		1.190E+00	5.644E-01	2.509E+00	7.586E-04	3.598E-04	1.599E-03
Line		5.461E+00	3.718E+00	8.020E+00	1.319E-04	8.980E-05	1.937E-04
Strike Probability, 1/yr					8.905E-04	4.496E-04	1.793E-03
1.0E-5	1/yr design speed				158.	148.	170.
1.0E-6	1/yr design speed				194.	183.	205.
1.0E-7	1/yr design speed				226.	215.	238.
35	95	3.887E+03	1.0000	193	164	164	
Point		6.930E-01	3.813E-01	1.260E+00	6.412E-04	3.528E-04	1.165E-03
Line		3.736E+00	2.731E+00	5.111E+00	1.309E-04	9.572E-05	1.791E-04
Strike Probability, 1/yr					7.721E-04	4.485E-04	1.345E-03
1.0E-5	1/yr design speed				157.	148.	166.
1.0E-6	1/yr design speed				192.	184.	201.
1.0E-7	1/yr design speed				224.	215.	234.
35	96	3.887E+03	1.0000	229	185	185	
Point		3.999E+00	2.036E+00	7.852E+00	4.389E-03	2.235E-03	8.619E-03
Line		8.242E+00	6.086E+00	1.116E+01	3.427E-04	2.531E-04	4.641E-04
Strike Probability, 1/yr					4.732E-03	2.488E-03	9.083E-03
1.0E-5	1/yr design speed				182.	172.	193.
1.0E-6	1/yr design speed				215.	205.	227.
1.0E-7	1/yr design speed				247.	235.	259.

35	97	3.887E+03	1.0000	344	285	285	
Point	1.521E+00	9.558E-01	2.420E+00	2.508E-03	1.576E-03	3.991E-03	
Line	6.176E+00	4.925E+00	7.745E+00	3.858E-04	3.077E-04	4.838E-04	
Strike Probability, 1/yr				2.894E-03	1.884E-03	4.475E-03	
1.0E-5 1/yr design speed				177.	169.	184.	
1.0E-6 1/yr design speed				210.	203.	218.	
1.0E-7 1/yr design speed				241.	233.	250.	
35	98	3.887E+03	1.0000	214	165	165	
Point	1.252E+00	6.313E-01	2.482E+00	1.284E-03	6.476E-04	2.546E-03	
Line	5.291E+00	3.793E+00	7.380E+00	2.056E-04	1.474E-04	2.868E-04	
Strike Probability, 1/yr				1.490E-03	7.950E-04	2.833E-03	
1.0E-5 1/yr design speed				166.	157.	177.	
1.0E-6 1/yr design speed				201.	191.	211.	
1.0E-7 1/yr design speed				232.	222.	244.	
35	99	3.887E+03	1.0000	170	119	119	
Point	1.785E+00	7.766E-01	4.104E+00	1.455E-03	6.329E-04	3.344E-03	
Line	6.815E+00	4.414E+00	1.052E+01	2.104E-04	1.363E-04	3.247E-04	
Strike Probability, 1/yr				1.665E-03	7.692E-04	3.669E-03	
1.0E-5 1/yr design speed				168.	156.	181.	
1.0E-6 1/yr design speed				202.	190.	215.	
1.0E-7 1/yr design speed				234.	222.	247.	
35	100	3.887E+03	1.0000	161	147	147	
Point	1.713E+00	7.903E-01	3.712E+00	1.322E-03	6.100E-04	2.865E-03	
Line	4.213E+00	3.017E+00	5.884E+00	1.232E-04	8.820E-05	1.720E-04	
Strike Probability, 1/yr				1.445E-03	6.982E-04	3.037E-03	
1.0E-5 1/yr design speed				164.	153.	177.	
1.0E-6 1/yr design speed				199.	188.	212.	
1.0E-7 1/yr design speed				231.	219.	244.	
35	101	3.887E+03	1.0000	223	210	210	
Point	2.018E-01	1.231E-01	3.310E-01	2.158E-04	1.316E-04	3.538E-04	
Line	2.011E+00	1.548E+00	2.613E+00	8.144E-05	6.270E-05	1.058E-04	
Strike Probability, 1/yr				2.972E-04	1.943E-04	4.596E-04	
1.0E-5 1/yr design speed				143.	136.	151.	
1.0E-6 1/yr design speed				180.	174.	187.	
1.0E-7 1/yr design speed				213.	206.	221.	
35	102	3.887E+03	1.0000	67	58	58	
Point	1.070E-01	5.411E-02	2.114E-01	3.435E-05	1.738E-05	6.790E-05	
Line	2.241E+00	1.433E+00	3.506E+00	2.727E-05	1.743E-05	4.265E-05	
Strike Probability, 1/yr				6.162E-05	3.481E-05	1.106E-04	
1.0E-5 1/yr design speed				110.	95.	126.	
1.0E-6 1/yr design speed				153.	138.	168.	
1.0E-7 1/yr design speed				191.	176.	205.	
35	103	3.887E+03	1.0000	32	16	16	
Point	2.491E-01	4.322E-02	1.436E+00	3.821E-05	6.630E-06	2.202E-04	
Line	1.983E+00	8.031E-01	4.898E+00	1.152E-05	4.667E-06	2.846E-05	
Strike Probability, 1/yr				4.974E-05	1.130E-05	2.487E-04	
1.0E-5 1/yr design speed				104.	69.	139.	
1.0E-6 1/yr design speed				148.	117.	180.	
1.0E-7 1/yr design speed				186.	157.	216.	

35	104	3.887E+03	1.0000	10	6	6	
Point		3.003E-02	7.668E-03	1.176E-01	1.440E-06	3.676E-07	5.637E-06
Line		1.031E+00	3.968E-01	2.677E+00	1.871E-06	7.205E-07	4.860E-06
Strike Probability, 1/yr					3.311E-06	1.088E-06	1.050E-05
1.0E-5	1/yr design speed				60.	60.	67.
1.0E-6	1/yr design speed				98.	68.	125.
1.0E-7	1/yr design speed				143.	118.	167.
35	105	3.887E+03	1.0000	12	7	7	
Point		2.511E-02	2.400E-03	2.627E-01	1.444E-06	1.381E-07	1.511E-05
Line		9.833E-01	2.438E-01	3.965E+00	2.142E-06	5.313E-07	8.639E-06
Strike Probability, 1/yr					3.587E-06	6.694E-07	2.375E-05
1.0E-5	1/yr design speed				60.	60.	92.
1.0E-6	1/yr design speed				100.	60.	140.
1.0E-7	1/yr design speed				144.	110.	180.
35	106	3.887E+03	1.0000	22	11	11	
Point		7.692E-02	1.153E-02	5.132E-01	8.112E-06	1.216E-06	5.412E-05
Line		1.492E+00	5.713E-01	3.898E+00	5.961E-06	2.282E-06	1.557E-05
Strike Probability, 1/yr					1.407E-05	3.498E-06	6.970E-05
1.0E-5	1/yr design speed				76.	60.	115.
1.0E-6	1/yr design speed				126.	96.	159.
1.0E-7	1/yr design speed				167.	139.	197.
35	107	3.887E+03	1.0000	2	1	1	
Point		1.136E-01	0.000E+00	0.000E+00	1.089E-06	0.000E+00	0.000E+00
Line		2.000E+00	0.000E+00	0.000E+00	7.263E-07	0.000E+00	0.000E+00
Strike Probability, 1/yr					1.816E-06	0.000E+00	0.000E+00
1.0E-5	1/yr design speed				60.	50.	50.
1.0E-6	1/yr design speed				82.	50.	50.
1.0E-7	1/yr design speed				131.	50.	50.
35	108	3.887E+03	1.0000	0	0	0	
35	109	3.887E+03	1.0000	1	0	0	
35	110	3.887E+03	1.0000	4	3	3	
Point		7.375E-03	2.730E-03	1.993E-02	1.414E-07	5.234E-08	3.821E-07
Line		3.090E-01	1.478E-01	6.462E-01	2.244E-07	1.073E-07	4.693E-07
Strike Probability, 1/yr					3.658E-07	1.597E-07	8.514E-07
1.0E-5	1/yr design speed				60.	60.	60.
1.0E-6	1/yr design speed				60.	60.	60.
1.0E-7	1/yr design speed				100.	78.	122.
35	111	3.887E+03	1.0000	7	4	4	
Point		4.405E-01	1.821E-03	1.066E+02	1.478E-05	6.111E-08	3.576E-03
Line		1.370E+00	1.836E-01	1.022E+01	1.741E-06	2.334E-07	1.298E-05
Strike Probability, 1/yr					1.652E-05	2.945E-07	3.589E-03
1.0E-5	1/yr design speed				79.	60.	185.
1.0E-6	1/yr design speed				127.	60.	221.
1.0E-7	1/yr design speed				167.	93.	256.

35	112	3.887E+03	1.0000	10	8	8	
Point	1.767E-01	9.740E-03	3.207E+00		8.472E-06	4.669E-07	1.537E-04
Line	3.724E+00	5.198E-01	2.668E+01		6.762E-06	9.439E-07	4.845E-05
Strike Probability, 1/yr					1.523E-05	1.411E-06	2.022E-04
1.0E-5 1/yr design speed					78.	60.	136.
1.0E-6 1/yr design speed					128.	76.	177.
1.0E-7 1/yr design speed					168.	123.	214.
35	113	3.887E+03	1.0000	4	4	4	
Point	3.427E-01	4.529E-03	2.593E+01		6.571E-06	8.685E-08	4.972E-04
Line	1.816E+00	4.123E-01	7.996E+00		1.319E-06	2.995E-07	5.808E-06
Strike Probability, 1/yr					7.890E-06	3.863E-07	5.030E-04
1.0E-5 1/yr design speed					60.	60.	151.
1.0E-6 1/yr design speed					113.	60.	190.
1.0E-7 1/yr design speed					155.	99.	226.
35	114	3.887E+03	1.0000	6	5	5	
Point	1.151E-01	6.619E-03	2.002E+00		3.311E-06	1.904E-07	5.758E-05
Line	8.043E-01	2.049E-01	3.158E+00		8.763E-07	2.232E-07	3.440E-06
Strike Probability, 1/yr					4.187E-06	4.136E-07	6.102E-05
1.0E-5 1/yr design speed					60.	60.	111.
1.0E-6 1/yr design speed					101.	60.	155.
1.0E-7 1/yr design speed					144.	99.	194.
35	115	3.887E+03	1.0000	1	1	1	
Point	1.136E-02	0.000E+00	0.000E+00		5.447E-08	0.000E+00	0.000E+00
Line	1.000E+00	0.000E+00	0.000E+00		1.816E-07	0.000E+00	0.000E+00
Strike Probability, 1/yr					2.360E-07	0.000E+00	0.000E+00
1.0E-5 1/yr design speed					60.	50.	50.
1.0E-6 1/yr design speed					60.	50.	50.
1.0E-7 1/yr design speed					90.	50.	50.
35	116	3.887E+03	1.0000	0	0	0	
35	117	3.887E+03	1.0000	2	2	2	
Point	8.533E-04	5.569E-04	1.307E-03		8.180E-09	5.339E-09	1.253E-08
Line	1.502E-01	9.802E-02	2.301E-01		5.454E-08	3.560E-08	8.356E-08
Strike Probability, 1/yr					6.272E-08	4.093E-08	9.609E-08
1.0E-5 1/yr design speed					50.	50.	50.
1.0E-6 1/yr design speed					50.	50.	50.
1.0E-7 1/yr design speed					50.	50.	50.
35	118	3.887E+03	1.0000	3	3	3	
Point	4.411E-03	7.176E-04	2.712E-02		6.344E-08	1.032E-08	3.899E-07
Line	7.764E-01	1.263E-01	4.772E+00		4.229E-07	6.880E-08	2.600E-06
Strike Probability, 1/yr					4.863E-07	7.912E-08	2.990E-06
1.0E-5 1/yr design speed					60.	50.	60.
1.0E-6 1/yr design speed					60.	50.	100.
1.0E-7 1/yr design speed					108.	50.	148.
35	119	3.887E+03	1.0000	4	4	4	
Point	7.392E-03	1.673E-03	3.267E-02		1.417E-07	3.207E-08	6.264E-07
Line	3.949E-01	1.717E-01	9.084E-01		2.868E-07	1.247E-07	6.597E-07
Strike Probability, 1/yr					4.285E-07	1.567E-07	1.286E-06
1.0E-5 1/yr design speed					60.	60.	60.
1.0E-6 1/yr design speed					60.	60.	76.
1.0E-7 1/yr design speed					104.	78.	130.

35	120	3.498E+03	0.9000	1	1	1	
Point		2.557E-03	0.000E+00	0.000E+00	1.362E-08	0.000E+00	0.000E+00
Line		3.000E-01	0.000E+00	0.000E+00	6.053E-08	0.000E+00	0.000E+00
Strike Probability, 1/yr					7.414E-08	0.000E+00	0.000E+00
1.0E-5	1/yr design speed				50.	50.	50.
1.0E-6	1/yr design speed				50.	50.	50.
1.0E-7	1/yr design speed				50.	50.	50.
35	121	7.774E+02	0.2000	0	0	0	
36	75	3.838E+02	0.1000	15	12	12	
Point		7.023E-02	1.303E-02	3.785E-01	5.114E-05	9.489E-06	2.756E-04
Line		6.272E-01	3.648E-01	1.078E+00	1.730E-05	1.006E-05	2.975E-05
Strike Probability, 1/yr					6.844E-05	1.955E-05	3.054E-04
1.0E-5	1/yr design speed				112.	86.	139.
1.0E-6	1/yr design speed				153.	134.	178.
1.0E-7	1/yr design speed				190.	171.	214.
36	76	3.454E+03	0.9000	87	78	78	
Point		2.549E-01	1.334E-01	4.872E-01	1.196E-04	6.259E-05	2.286E-04
Line		3.059E+00	2.089E+00	4.480E+00	5.438E-05	3.713E-05	7.963E-05
Strike Probability, 1/yr					1.740E-04	9.972E-05	3.083E-04
1.0E-5	1/yr design speed				131.	120.	142.
1.0E-6	1/yr design speed				169.	159.	179.
1.0E-7	1/yr design speed				204.	193.	214.
36	77	3.838E+03	1.0000	50	43	43	
Point		1.002E+00	3.854E-01	2.604E+00	2.432E-04	9.356E-05	6.320E-04
Line		6.096E+00	3.654E+00	1.017E+01	5.605E-05	3.360E-05	9.350E-05
Strike Probability, 1/yr					2.992E-04	1.272E-04	7.255E-04
1.0E-5	1/yr design speed				138.	123.	155.
1.0E-6	1/yr design speed				177.	162.	192.
1.0E-7	1/yr design speed				212.	197.	227.
36	78	3.838E+03	1.0000	46	41	41	
Point		2.136E-01	8.373E-02	5.452E-01	4.771E-05	1.870E-05	1.217E-04
Line		2.833E+00	1.664E+00	4.823E+00	2.397E-05	1.408E-05	4.080E-05
Strike Probability, 1/yr					7.168E-05	3.278E-05	1.625E-04
1.0E-5	1/yr design speed				114.	98.	130.
1.0E-6	1/yr design speed				155.	141.	169.
1.0E-7	1/yr design speed				191.	178.	205.
36	79	3.838E+03	1.0000	34	30	31	
Point		7.715E-01	1.894E-01	3.143E+00	1.273E-04	3.125E-05	5.189E-04
Line		4.938E+00	2.513E+00	9.704E+00	3.088E-05	1.571E-05	6.067E-05
Strike Probability, 1/yr					1.582E-04	4.697E-05	5.795E-04
1.0E-5	1/yr design speed				127.	104.	151.
1.0E-6	1/yr design speed				166.	146.	188.
1.0E-7	1/yr design speed				202.	182.	224.
36	80	3.838E+03	1.0000	38	35	35	
Point		1.276E+00	2.777E-01	5.861E+00	2.353E-04	5.123E-05	1.081E-03
Line		6.311E+00	3.025E+00	1.317E+01	4.410E-05	2.114E-05	9.201E-05
Strike Probability, 1/yr					2.794E-04	7.236E-05	1.173E-03
1.0E-5	1/yr design speed				137.	112.	162.
1.0E-6	1/yr design speed				175.	153.	199.
1.0E-7	1/yr design speed				211.	188.	235.

36	81	3.838E+03	1.0000	21	16	16	
Point	1.897E-01	6.268E-02	5.741E-01	1.934E-05	6.391E-06	5.853E-05	
Line	2.588E+00	1.364E+00	4.909E+00	9.994E-06	5.269E-06	1.896E-05	
Strike Probability, 1/yr				2.933E-05	1.166E-05	7.749E-05	
1.0E-5 1/yr design speed				95.	71.	116.	
1.0E-6 1/yr design speed				140.	124.	157.	
1.0E-7 1/yr design speed				177.	162.	193.	
36	82	3.838E+03	1.0000	20	17	17	
Point	2.199E+00	3.601E-01	1.343E+01	2.135E-04	3.496E-05	1.304E-03	
Line	5.121E+00	2.141E+00	1.225E+01	1.883E-05	7.876E-06	4.505E-05	
Strike Probability, 1/yr				2.323E-04	4.284E-05	1.349E-03	
1.0E-5 1/yr design speed				134.	104.	163.	
1.0E-6 1/yr design speed				172.	147.	199.	
1.0E-7 1/yr design speed				206.	182.	233.	
36	83	3.838E+03	1.0000	19	18	18	
Point	6.000E-01	1.496E-01	2.407E+00	5.535E-05	1.380E-05	2.220E-04	
Line	3.672E+00	1.978E+00	6.815E+00	1.283E-05	6.911E-06	2.381E-05	
Strike Probability, 1/yr				6.818E-05	2.071E-05	2.458E-04	
1.0E-5 1/yr design speed				113.	88.	136.	
1.0E-6 1/yr design speed				155.	137.	175.	
1.0E-7 1/yr design speed				191.	175.	209.	
36	84	3.838E+03	1.0000	52	51	51	
Point	1.725E+00	6.017E-01	4.947E+00	4.355E-04	1.519E-04	1.249E-03	
Line	9.621E+00	5.706E+00	1.622E+01	9.200E-05	5.456E-05	1.551E-04	
Strike Probability, 1/yr				5.276E-04	2.065E-04	1.404E-03	
1.0E-5 1/yr design speed				151.	136.	166.	
1.0E-6 1/yr design speed				186.	173.	202.	
1.0E-7 1/yr design speed				219.	206.	234.	
36	85	3.838E+03	1.0000	67	65	65	
Point	2.389E+00	9.994E-01	5.710E+00	7.770E-04	3.251E-04	1.857E-03	
Line	6.186E+00	4.397E+00	8.704E+00	7.622E-05	5.417E-05	1.072E-04	
Strike Probability, 1/yr				8.533E-04	3.792E-04	1.965E-03	
1.0E-5 1/yr design speed				156.	143.	170.	
1.0E-6 1/yr design speed				191.	179.	205.	
1.0E-7 1/yr design speed				224.	211.	238.	
36	86	3.838E+03	1.0000	131	118	118	
Point	3.711E+00	1.434E+00	9.603E+00	2.360E-03	9.120E-04	6.107E-03	
Line	7.091E+00	4.759E+00	1.057E+01	1.708E-04	1.146E-04	2.546E-04	
Strike Probability, 1/yr				2.531E-03	1.027E-03	6.362E-03	
1.0E-5 1/yr design speed				173.	159.	188.	
1.0E-6 1/yr design speed				206.	193.	222.	
1.0E-7 1/yr design speed				238.	224.	254.	
36	87	3.838E+03	1.0000	66	61	61	
Point	2.256E+00	6.169E-01	8.252E+00	7.229E-04	1.977E-04	2.644E-03	
Line	3.698E+00	2.225E+00	6.147E+00	4.488E-05	2.700E-05	7.460E-05	
Strike Probability, 1/yr				7.678E-04	2.247E-04	2.719E-03	
1.0E-5 1/yr design speed				153.	134.	174.	
1.0E-6 1/yr design speed				189.	171.	209.	
1.0E-7 1/yr design speed				222.	204.	242.	

36	88	3.838E+03	1.0000	96	92	92	
Point	7.544E-01	3.752E-01	1.517E+00	3.516E-04	1.749E-04	7.068E-04	
Line	5.946E+00	4.035E+00	8.760E+00	1.050E-04	7.124E-05	1.546E-04	
Strike Probability, 1/yr				4.565E-04	2.461E-04	8.615E-04	
1.0E-5 1/yr design speed				150.	139.	160.	
1.0E-6 1/yr design speed				186.	177.	196.	
1.0E-7 1/yr design speed				218.	209.	229.	
36	89	3.838E+03	1.0000	130	124	124	
Point	4.581E-01	2.357E-01	8.901E-01	2.891E-04	1.488E-04	5.617E-04	
Line	4.090E+00	2.825E+00	5.921E+00	9.777E-05	6.752E-05	1.416E-04	
Strike Probability, 1/yr				3.869E-04	2.163E-04	7.033E-04	
1.0E-5 1/yr design speed				147.	138.	157.	
1.0E-6 1/yr design speed				184.	175.	193.	
1.0E-7 1/yr design speed				216.	208.	226.	
36	90	3.838E+03	1.0000	105	98	98	
Point	6.713E-01	3.369E-01	1.337E+00	3.422E-04	1.718E-04	6.818E-04	
Line	5.265E+00	3.633E+00	7.631E+00	1.017E-04	7.015E-05	1.473E-04	
Strike Probability, 1/yr				4.439E-04	2.419E-04	8.291E-04	
1.0E-5 1/yr design speed				149.	139.	159.	
1.0E-6 1/yr design speed				185.	176.	195.	
1.0E-7 1/yr design speed				218.	209.	228.	
36	91	3.838E+03	1.0000	79	77	77	
Point	3.325E+00	1.321E+00	8.369E+00	1.275E-03	5.067E-04	3.210E-03	
Line	7.849E+00	5.329E+00	1.156E+01	1.140E-04	7.741E-05	1.680E-04	
Strike Probability, 1/yr				1.389E-03	5.841E-04	3.378E-03	
1.0E-5 1/yr design speed				164.	150.	178.	
1.0E-6 1/yr design speed				198.	185.	213.	
1.0E-7 1/yr design speed				230.	217.	246.	
36	92	3.838E+03	1.0000	94	93	93	
Point	2.082E+00	9.155E-01	4.736E+00	9.502E-04	4.178E-04	2.161E-03	
Line	6.627E+00	4.511E+00	9.737E+00	1.146E-04	7.797E-05	1.683E-04	
Strike Probability, 1/yr				1.065E-03	4.957E-04	2.330E-03	
1.0E-5 1/yr design speed				160.	148.	173.	
1.0E-6 1/yr design speed				195.	184.	208.	
1.0E-7 1/yr design speed				227.	215.	241.	
36	93	3.838E+03	1.0000	63	60	60	
Point	7.661E-01	3.164E-01	1.855E+00	2.343E-04	9.676E-05	5.674E-04	
Line	5.718E+00	3.434E+00	9.521E+00	6.624E-05	3.978E-05	1.103E-04	
Strike Probability, 1/yr				3.006E-04	1.365E-04	6.777E-04	
1.0E-5 1/yr design speed				142.	129.	155.	
1.0E-6 1/yr design speed				179.	168.	192.	
1.0E-7 1/yr design speed				212.	201.	225.	
36	94	3.838E+03	1.0000	134	125	125	
Point	1.159E+00	5.933E-01	2.262E+00	7.537E-04	3.859E-04	1.472E-03	
Line	5.764E+00	4.012E+00	8.282E+00	1.420E-04	9.886E-05	2.041E-04	
Strike Probability, 1/yr				8.957E-04	4.848E-04	1.676E-03	
1.0E-5 1/yr design speed				159.	149.	169.	
1.0E-6 1/yr design speed				194.	184.	204.	
1.0E-7 1/yr design speed				226.	216.	237.	

36	95	3.838E+03	1.0000	227	186	186	
Point	8.507E-01	4.841E-01	1.495E+00	9.375E-04	5.335E-04	1.647E-03	
Line	5.029E+00	3.754E+00	6.738E+00	2.099E-04	1.567E-04	2.813E-04	
Strike Probability, 1/yr				1.147E-03	6.902E-04	1.929E-03	
1.0E-5 1/yr design speed				163.	155.	172.	
1.0E-6 1/yr design speed				198.	190.	207.	
1.0E-7 1/yr design speed				230.	221.	239.	
36	96	3.838E+03	1.0000	142	110	110	
Point	1.465E+00	5.919E-01	3.626E+00	1.010E-03	4.080E-04	2.500E-03	
Line	4.762E+00	3.059E+00	7.414E+00	1.244E-04	7.988E-05	1.936E-04	
Strike Probability, 1/yr				1.134E-03	4.879E-04	2.693E-03	
1.0E-5 1/yr design speed				161.	148.	175.	
1.0E-6 1/yr design speed				196.	183.	210.	
1.0E-7 1/yr design speed				228.	215.	243.	
36	97	3.838E+03	1.0000	256	194	194	
Point	2.367E+00	1.211E+00	4.627E+00	2.942E-03	1.505E-03	5.750E-03	
Line	6.808E+00	4.951E+00	9.361E+00	3.205E-04	2.331E-04	4.407E-04	
Strike Probability, 1/yr				3.263E-03	1.738E-03	6.191E-03	
1.0E-5 1/yr design speed				177.	167.	188.	
1.0E-6 1/yr design speed				211.	201.	222.	
1.0E-7 1/yr design speed				242.	231.	254.	
36	98	3.838E+03	1.0000	156	123	123	
Point	1.884E+00	7.998E-01	4.439E+00	1.427E-03	6.057E-04	3.362E-03	
Line	5.498E+00	3.682E+00	8.211E+00	1.577E-04	1.056E-04	2.356E-04	
Strike Probability, 1/yr				1.585E-03	7.113E-04	3.598E-03	
1.0E-5 1/yr design speed				166.	154.	180.	
1.0E-6 1/yr design speed				201.	188.	214.	
1.0E-7 1/yr design speed				232.	220.	247.	
36	99	3.838E+03	1.0000	127	81	81	
Point	1.132E+00	3.916E-01	3.271E+00	6.978E-04	2.414E-04	2.017E-03	
Line	4.189E+00	2.515E+00	6.976E+00	9.783E-05	5.875E-05	1.629E-04	
Strike Probability, 1/yr				7.956E-04	3.002E-04	2.180E-03	
1.0E-5 1/yr design speed				156.	141.	172.	
1.0E-6 1/yr design speed				191.	177.	207.	
1.0E-7 1/yr design speed				224.	210.	240.	
36	100	3.838E+03	1.0000	110	83	83	
Point	7.759E-01	3.190E-01	1.887E+00	4.143E-04	1.703E-04	1.008E-03	
Line	3.471E+00	2.320E+00	5.192E+00	7.021E-05	4.693E-05	1.050E-04	
Strike Probability, 1/yr				4.845E-04	2.173E-04	1.113E-03	
1.0E-5 1/yr design speed				148.	135.	162.	
1.0E-6 1/yr design speed				184.	173.	198.	
1.0E-7 1/yr design speed				217.	206.	231.	
36	101	3.838E+03	1.0000	134	108	108	
Point	7.199E-01	3.140E-01	1.650E+00	4.683E-04	2.043E-04	1.074E-03	
Line	2.387E+00	1.688E+00	3.375E+00	5.881E-05	4.159E-05	8.316E-05	
Strike Probability, 1/yr				5.271E-04	2.458E-04	1.157E-03	
1.0E-5 1/yr design speed				149.	137.	162.	
1.0E-6 1/yr design speed				185.	174.	198.	
1.0E-7 1/yr design speed				218.	206.	231.	

36	102	3.838E+03	1.0000	88	71	71	
Point	7.647E-01	2.769E-01	2.112E+00	3.267E-04	1.183E-04	9.023E-04	
Line	4.826E+00	2.832E+00	8.225E+00	7.810E-05	4.583E-05	1.331E-04	
Strike Probability, 1/yr				4.048E-04	1.641E-04	1.035E-03	
1.0E-5 1/yr design speed				144.	123.	165.	
1.0E-6 1/yr design speed				182.	162.	203.	
1.0E-7 1/yr design speed				218.	198.	238.	
36	103	3.838E+03	1.0000	21	12	12	
Point	2.971E-01	4.880E-02	1.809E+00	3.029E-05	4.975E-06	1.844E-04	
Line	5.455E+00	1.663E+00	1.790E+01	2.107E-05	6.421E-06	6.911E-05	
Strike Probability, 1/yr				5.136E-05	1.140E-05	2.535E-04	
1.0E-5 1/yr design speed				106.	69.	141.	
1.0E-6 1/yr design speed				150.	119.	181.	
1.0E-7 1/yr design speed				188.	159.	217.	
36	104	3.838E+03	1.0000	16	13	13	
Point	1.223E-01	2.061E-02	7.260E-01	9.502E-06	1.601E-06	5.639E-05	
Line	4.679E+00	1.025E+00	2.136E+01	1.377E-05	3.016E-06	6.286E-05	
Strike Probability, 1/yr				2.327E-05	4.617E-06	1.192E-04	
1.0E-5 1/yr design speed				89.	60.	128.	
1.0E-6 1/yr design speed				136.	102.	170.	
1.0E-7 1/yr design speed				176.	144.	207.	
36	105	3.838E+03	1.0000	4	3	3	
Point	3.277E-03	1.594E-03	6.738E-03	6.364E-08	3.095E-08	1.309E-07	
Line	1.674E-01	1.213E-01	2.312E-01	1.232E-07	8.921E-08	1.700E-07	
Strike Probability, 1/yr				1.868E-07	1.202E-07	3.009E-07	
1.0E-5 1/yr design speed				60.	60.	60.	
1.0E-6 1/yr design speed				60.	60.	60.	
1.0E-7 1/yr design speed				84.	71.	99.	
36	106	3.838E+03	1.0000	1	1	1	
Point	1.705E-03	0.000E+00	0.000E+00	8.275E-09	0.000E+00	0.000E+00	
Line	1.000E-01	0.000E+00	0.000E+00	1.839E-08	0.000E+00	0.000E+00	
Strike Probability, 1/yr				2.666E-08	0.000E+00	0.000E+00	
1.0E-5 1/yr design speed				50.	50.	50.	
1.0E-6 1/yr design speed				50.	50.	50.	
1.0E-7 1/yr design speed				50.	50.	50.	
36	107	3.838E+03	1.0000	2	2	2	
Point	1.724E-02	2.269E-03	1.310E-01	1.674E-07	2.203E-08	1.272E-06	
Line	9.686E-01	6.836E-02	1.373E+01	3.562E-07	2.514E-08	5.048E-06	
Strike Probability, 1/yr				5.237E-07	4.717E-08	6.320E-06	
1.0E-5 1/yr design speed				60.	50.	60.	
1.0E-6 1/yr design speed				60.	50.	117.	
1.0E-7 1/yr design speed				108.	50.	160.	
36	108	3.838E+03	1.0000	5	4	4	
Point	1.319E-03	1.100E-03	1.580E-03	3.201E-08	2.670E-08	3.836E-08	
Line	1.244E-01	9.648E-02	1.604E-01	1.144E-07	8.871E-08	1.475E-07	
Strike Probability, 1/yr				1.464E-07	1.154E-07	1.858E-07	
1.0E-5 1/yr design speed				60.	60.	60.	
1.0E-6 1/yr design speed				60.	60.	60.	
1.0E-7 1/yr design speed				78.	70.	87.	

36	109	3.838E+03	1.0000	1	1	1		
Point	1.705E-01	0.000E+00	0.000E+00	8.275E-07	0.000E+00	0.000E+00	0.000E+00	
Line	2.500E+00	0.000E+00	0.000E+00	4.597E-07	0.000E+00	0.000E+00	0.000E+00	
Strike Probability, 1/yr				1.287E-06	0.000E+00	0.000E+00	0.000E+00	
1.0E-5 1/yr design speed				60.	50.	50.		
1.0E-6 1/yr design speed				74.	50.	50.		
1.0E-7 1/yr design speed				124.	50.	50.		
36	110	3.838E+03	1.0000	1	1	1		
Point	2.841E-03	0.000E+00	0.000E+00	1.379E-08	0.000E+00	0.000E+00	0.000E+00	
Line	1.000E-01	0.000E+00	0.000E+00	1.839E-08	0.000E+00	0.000E+00	0.000E+00	
Strike Probability, 1/yr				3.218E-08	0.000E+00	0.000E+00	0.000E+00	
1.0E-5 1/yr design speed				50.	50.	50.		
1.0E-6 1/yr design speed				50.	50.	50.		
1.0E-7 1/yr design speed				50.	50.	50.		
36	111	3.838E+03	1.0000	3	2	2		
Point	1.401E-01	3.025E-04	6.488E+01	2.040E-06	4.405E-09	9.449E-04		
Line	1.417E+01	1.703E-02	1.178E+04	7.816E-06	9.396E-09	6.501E-03		
Strike Probability, 1/yr				9.856E-06	1.380E-08	7.446E-03		
1.0E-5 1/yr design speed				60.	50.	201.		
1.0E-6 1/yr design speed				122.	50.	235.		
1.0E-7 1/yr design speed				163.	50.	267.		
36	112	3.838E+03	1.0000	3	2	2		
Point	3.513E-02	1.056E-02	1.168E-01	5.116E-07	1.539E-07	1.701E-06		
Line	4.500E-01	3.949E-01	5.128E-01	2.483E-07	2.179E-07	2.829E-07		
Strike Probability, 1/yr				7.598E-07	3.717E-07	1.984E-06		
1.0E-5 1/yr design speed				60.	60.	60.		
1.0E-6 1/yr design speed				60.	60.	86.		
1.0E-7 1/yr design speed				113.	97.	135.		
36	113	3.838E+03	1.0000	1	1	1		
Point	3.409E-02	0.000E+00	0.000E+00	1.655E-07	0.000E+00	0.000E+00		
Line	3.000E+00	0.000E+00	0.000E+00	5.517E-07	0.000E+00	0.000E+00		
Strike Probability, 1/yr				7.172E-07	0.000E+00	0.000E+00		
1.0E-5 1/yr design speed				60.	50.	50.		
1.0E-6 1/yr design speed				60.	50.	50.		
1.0E-7 1/yr design speed				115.	50.	50.		
36	114	3.838E+03	1.0000	6	5	5		
Point	5.773E-03	7.853E-04	4.244E-02	1.682E-07	2.288E-08	1.236E-06		
Line	2.170E-01	1.341E-01	3.512E-01	2.394E-07	1.479E-07	3.875E-07		
Strike Probability, 1/yr				4.076E-07	1.708E-07	1.624E-06		
1.0E-5 1/yr design speed				60.	60.	60.		
1.0E-6 1/yr design speed				60.	60.	81.		
1.0E-7 1/yr design speed				102.	81.	132.		
36	115	3.838E+03	1.0000	5	4	4		
Point	1.681E-01	1.721E-02	1.642E+00	4.081E-06	4.178E-07	3.986E-05		
Line	1.512E+00	8.261E-01	2.769E+00	1.391E-06	7.596E-07	2.546E-06		
Strike Probability, 1/yr				5.472E-06	1.177E-06	4.241E-05		
1.0E-5 1/yr design speed				60.	60.	104.		
1.0E-6 1/yr design speed				106.	70.	149.		
1.0E-7 1/yr design speed				149.	120.	188.		

36	116	3.838E+03	1.0000	2	2	2	
Point	8.533E-04	5.569E-04	1.307E-03	8.285E-09	5.407E-09	1.269E-08	
Line	1.502E-01	9.802E-02	2.301E-01	5.523E-08	3.605E-08	8.462E-08	
Strike Probability, 1/yr				6.352E-08	4.146E-08	9.732E-08	
1.0E-5 1/yr design speed				50.	50.	50.	
1.0E-6 1/yr design speed				50.	50.	50.	
1.0E-7 1/yr design speed				50.	50.	50.	
36	117	3.838E+03	1.0000	0	0	0	
36	118	3.838E+03	1.0000	1	1	1	
Point	8.523E-02	0.000E+00	0.000E+00	4.138E-07	0.000E+00	0.000E+00	
Line	6.000E-01	0.000E+00	0.000E+00	1.103E-07	0.000E+00	0.000E+00	
Strike Probability, 1/yr				5.241E-07	0.000E+00	0.000E+00	
1.0E-5 1/yr design speed				60.	50.	50.	
1.0E-6 1/yr design speed				60.	50.	50.	
1.0E-7 1/yr design speed				105.	50.	50.	
36	119	3.838E+03	1.0000	32	32	32	
Point	2.464E-02	9.543E-03	6.360E-02	3.827E-06	1.483E-06	9.880E-06	
Line	1.088E+00	6.321E-01	1.871E+00	6.400E-06	3.719E-06	1.101E-05	
Strike Probability, 1/yr				1.023E-05	5.202E-06	2.089E-05	
1.0E-5 1/yr design speed				66.	60.	89.	
1.0E-6 1/yr design speed				121.	105.	139.	
1.0E-7 1/yr design speed				163.	147.	179.	
36	120	3.838E+03	1.0000	7	6	6	
Point	5.117E-02	4.079E-03	6.419E-01	1.739E-06	1.386E-07	2.181E-05	
Line	1.453E+00	4.460E-01	4.736E+00	1.871E-06	5.742E-07	6.096E-06	
Strike Probability, 1/yr				3.610E-06	7.128E-07	2.791E-05	
1.0E-5 1/yr design speed				60.	60.	95.	
1.0E-6 1/yr design speed				100.	60.	142.	
1.0E-7 1/yr design speed				144.	111.	182.	
36	121	3.070E+03	0.8000	8	8	8	
Point	3.300E-02	6.482E-03	1.680E-01	1.602E-06	3.147E-07	8.157E-06	
Line	9.640E-01	3.006E-01	3.091E+00	1.773E-06	5.528E-07	5.684E-06	
Strike Probability, 1/yr				3.375E-06	8.675E-07	1.384E-05	
1.0E-5 1/yr design speed				60.	60.	77.	
1.0E-6 1/yr design speed				98.	60.	130.	
1.0E-7 1/yr design speed				143.	114.	172.	
36	122	1.919E+02	0.0500	1	1	1	
Point	5.682E-02	0.000E+00	0.000E+00	5.517E-06	0.000E+00	0.000E+00	
Line	1.000E+00	0.000E+00	0.000E+00	3.678E-06	0.000E+00	0.000E+00	
Strike Probability, 1/yr				9.195E-06	0.000E+00	0.000E+00	
1.0E-5 1/yr design speed				60.	50.	50.	
1.0E-6 1/yr design speed				118.	50.	50.	
1.0E-7 1/yr design speed				159.	50.	50.	
37	75	3.788E+02	0.1000	13	10	10	
Point	5.129E-02	1.410E-02	1.866E-01	3.280E-05	9.014E-06	1.193E-04	
Line	9.191E-01	4.943E-01	1.709E+00	2.226E-05	1.197E-05	4.140E-05	
Strike Probability, 1/yr				5.506E-05	2.099E-05	1.607E-04	
1.0E-5 1/yr design speed				110.	88.	130.	
1.0E-6 1/yr design speed				152.	135.	169.	
1.0E-7 1/yr design speed				187.	172.	204.	

37	76	3.030E+03	0.8000	43	35	35	
Point		2.942E-01	1.103E-01	7.847E-01	7.778E-05	2.916E-05	2.075E-04
Line		2.617E+00	1.587E+00	4.315E+00	2.621E-05	1.590E-05	4.321E-05
Strike		Probability, 1/yr			1.040E-04	4.505E-05	2.507E-04
1.0E-5		1/yr design speed			120.	104.	137.
1.0E-6		1/yr design speed			160.	146.	176.
1.0E-7		1/yr design speed			196.	182.	211.
37	77	3.788E+03	1.0000	64	49	49	
Point		1.337E+00	4.206E-01	4.250E+00	4.209E-04	1.324E-04	1.338E-03
Line		3.839E+00	2.397E+00	6.149E+00	4.578E-05	2.858E-05	7.332E-05
Strike		Probability, 1/yr			4.667E-04	1.610E-04	1.411E-03
1.0E-5		1/yr design speed			145.	126.	165.
1.0E-6		1/yr design speed			183.	164.	202.
1.0E-7		1/yr design speed			219.	200.	238.
37	78	3.788E+03	1.0000	25	23	23	
Point		5.486E-01	1.566E-01	1.921E+00	6.746E-05	1.926E-05	2.362E-04
Line		3.077E+00	1.807E+00	5.239E+00	1.433E-05	8.418E-06	2.440E-05
Strike		Probability, 1/yr			8.179E-05	2.768E-05	2.606E-04
1.0E-5		1/yr design speed			117.	96.	137.
1.0E-6		1/yr design speed			158.	142.	175.
1.0E-7		1/yr design speed			193.	179.	210.
37	79	3.788E+03	1.0000	21	19	19	
Point		2.163E-01	3.796E-02	1.233E+00	2.235E-05	3.921E-06	1.274E-04
Line		2.080E+00	8.684E-01	4.980E+00	8.137E-06	3.398E-06	1.948E-05
Strike		Probability, 1/yr			3.049E-05	7.319E-06	1.469E-04
1.0E-5		1/yr design speed			98.	60.	128.
1.0E-6		1/yr design speed			143.	120.	167.
1.0E-7		1/yr design speed			181.	161.	203.
37	80	3.788E+03	1.0000	15	12	12	
Point		1.964E-01	1.058E-01	3.647E-01	1.449E-05	7.805E-06	2.691E-05
Line		4.218E+00	2.210E+00	8.047E+00	1.179E-05	6.178E-06	2.249E-05
Strike		Probability, 1/yr			2.628E-05	1.398E-05	4.940E-05
1.0E-5		1/yr design speed			97.	79.	111.
1.0E-6		1/yr design speed			144.	132.	156.
1.0E-7		1/yr design speed			182.	171.	193.
37	81	3.788E+03	1.0000	12	9	9	
Point		9.682E-02	6.196E-02	1.513E-01	5.715E-06	3.657E-06	8.931E-06
Line		2.977E+00	1.824E+00	4.860E+00	6.657E-06	4.078E-06	1.087E-05
Strike		Probability, 1/yr			1.237E-05	7.735E-06	1.980E-05
1.0E-5		1/yr design speed			76.	60.	90.
1.0E-6		1/yr design speed			132.	122.	141.
1.0E-7		1/yr design speed			172.	163.	180.
37	82	3.788E+03	1.0000	5	5	5	
Point		3.214E-02	4.171E-03	2.476E-01	7.905E-07	1.026E-07	6.090E-06
Line		1.635E+00	2.797E-01	9.552E+00	1.523E-06	2.606E-07	8.899E-06
Strike		Probability, 1/yr			2.313E-06	3.632E-07	1.499E-05
1.0E-5		1/yr design speed			60.	60.	82.
1.0E-6		1/yr design speed			96.	60.	137.
1.0E-7		1/yr design speed			146.	108.	177.

37	83	3.788E+03	1.0000	33	33	33	
Point	3.444E-01	1.188E-01	9.983E-01	5.590E-05	1.928E-05	1.621E-04	
Line	2.847E+00	1.641E+00	4.940E+00	1.751E-05	1.009E-05	3.037E-05	
Strike Probability, 1/yr				7.341E-05	2.937E-05	1.924E-04	
1.0E-5 1/yr design speed				116.	98.	133.	
1.0E-6 1/yr design speed				157.	144.	172.	
1.0E-7 1/yr design speed				193.	180.	207.	
37	84	3.788E+03	1.0000	87	81	81	
Point	6.266E-01	3.116E-01	1.260E+00	2.682E-04	1.334E-04	5.393E-04	
Line	7.195E+00	4.667E+00	1.109E+01	1.166E-04	7.565E-05	1.798E-04	
Strike Probability, 1/yr				3.848E-04	2.090E-04	7.191E-04	
1.0E-5 1/yr design speed				148.	138.	158.	
1.0E-6 1/yr design speed				185.	176.	195.	
1.0E-7 1/yr design speed				217.	208.	227.	
37	85	3.788E+03	1.0000	74	68	68	
Point	6.066E-01	2.946E-01	1.249E+00	2.208E-04	1.072E-04	4.547E-04	
Line	4.665E+00	3.090E+00	7.041E+00	6.432E-05	4.261E-05	9.708E-05	
Strike Probability, 1/yr				2.851E-04	1.499E-04	5.518E-04	
1.0E-5 1/yr design speed				141.	130.	152.	
1.0E-6 1/yr design speed				179.	169.	189.	
1.0E-7 1/yr design speed				212.	202.	222.	
37	86	3.788E+03	1.0000	60	53	53	
Point	1.729E+00	5.922E-01	5.046E+00	5.102E-04	1.748E-04	1.489E-03	
Line	7.549E+00	4.462E+00	1.277E+01	8.439E-05	4.988E-05	1.428E-04	
Strike Probability, 1/yr				5.946E-04	2.247E-04	1.632E-03	
1.0E-5 1/yr design speed				152.	136.	168.	
1.0E-6 1/yr design speed				187.	174.	203.	
1.0E-7 1/yr design speed				220.	206.	236.	
37	87	3.788E+03	1.0000	83	69	69	
Point	2.445E+00	8.270E-01	7.231E+00	9.984E-04	3.377E-04	2.952E-03	
Line	7.655E+00	4.706E+00	1.245E+01	1.184E-04	7.278E-05	1.926E-04	
Strike Probability, 1/yr				1.117E-03	4.104E-04	3.145E-03	
1.0E-5 1/yr design speed				161.	146.	177.	
1.0E-6 1/yr design speed				196.	181.	212.	
1.0E-7 1/yr design speed				228.	213.	245.	
37	88	3.788E+03	1.0000	80	67	68	
Point	6.897E-01	2.995E-01	1.588E+00	2.714E-04	1.179E-04	6.250E-04	
Line	4.920E+00	3.138E+00	7.715E+00	7.334E-05	4.677E-05	1.150E-04	
Strike Probability, 1/yr				3.447E-04	1.646E-04	7.400E-04	
1.0E-5 1/yr design speed				144.	132.	157.	
1.0E-6 1/yr design speed				181.	170.	193.	
1.0E-7 1/yr design speed				214.	203.	226.	
37	89	3.788E+03	1.0000	138	126	126	
Point	7.448E-01	3.807E-01	1.457E+00	5.056E-04	2.584E-04	9.892E-04	
Line	4.450E+00	3.222E+00	6.146E+00	1.144E-04	8.285E-05	1.580E-04	
Strike Probability, 1/yr				6.200E-04	3.413E-04	1.147E-03	
1.0E-5 1/yr design speed				153.	144.	163.	
1.0E-6 1/yr design speed				189.	180.	199.	
1.0E-7 1/yr design speed				221.	212.	232.	

37	90	3.788E+03	1.0000	83	81	81	
Point	9.833E-01	4.800E-01	2.014E+00	4.015E-04	1.960E-04	8.224E-04	
Line	5.780E+00	3.913E+00	8.539E+00	8.940E-05	6.051E-05	1.321E-04	
Strike Probability, 1/yr				4.909E-04	2.565E-04	9.545E-04	
1.0E-5 1/yr design speed				150.	139.	160.	
1.0E-6 1/yr design speed				186.	176.	196.	
1.0E-7 1/yr design speed				218.	208.	229.	
37	91	3.788E+03	1.0000	59	58	58	
Point	5.462E-01	2.054E-01	1.452E+00	1.585E-04	5.962E-05	4.214E-04	
Line	2.968E+00	1.881E+00	4.685E+00	3.263E-05	2.068E-05	5.150E-05	
Strike Probability, 1/yr				1.911E-04	8.030E-05	4.729E-04	
1.0E-5 1/yr design speed				133.	118.	148.	
1.0E-6 1/yr design speed				171.	158.	185.	
1.0E-7 1/yr design speed				205.	193.	219.	
37	92	3.788E+03	1.0000	74	71	71	
Point	9.097E-01	3.863E-01	2.142E+00	3.311E-04	1.406E-04	7.797E-04	
Line	5.296E+00	3.465E+00	8.095E+00	7.302E-05	4.777E-05	1.116E-04	
Strike Probability, 1/yr				4.042E-04	1.884E-04	8.914E-04	
1.0E-5 1/yr design speed				146.	134.	159.	
1.0E-6 1/yr design speed				183.	172.	195.	
1.0E-7 1/yr design speed				216.	205.	228.	
37	93	3.788E+03	1.0000	111	108	108	
Point	8.488E-01	4.081E-01	1.766E+00	4.635E-04	2.228E-04	9.640E-04	
Line	4.354E+00	3.049E+00	6.217E+00	9.005E-05	6.306E-05	1.286E-04	
Strike Probability, 1/yr				5.535E-04	2.859E-04	1.093E-03	
1.0E-5 1/yr design speed				151.	140.	162.	
1.0E-6 1/yr design speed				187.	177.	198.	
1.0E-7 1/yr design speed				219.	209.	231.	
37	94	3.788E+03	1.0000	154	137	137	
Point	2.036E+00	9.011E-01	4.599E+00	1.542E-03	6.826E-04	3.484E-03	
Line	5.331E+00	3.724E+00	7.631E+00	1.530E-04	1.069E-04	2.190E-04	
Strike Probability, 1/yr				1.695E-03	7.895E-04	3.703E-03	
1.0E-5 1/yr design speed				167.	155.	180.	
1.0E-6 1/yr design speed				201.	190.	214.	
1.0E-7 1/yr design speed				233.	221.	247.	
37	95	3.788E+03	1.0000	134	114	114	
Point	2.103E+00	1.012E+00	4.372E+00	1.386E-03	6.670E-04	2.882E-03	
Line	6.894E+00	4.797E+00	9.908E+00	1.721E-04	1.198E-04	2.474E-04	
Strike Probability, 1/yr				1.559E-03	7.868E-04	3.129E-03	
1.0E-5 1/yr design speed				166.	156.	178.	
1.0E-6 1/yr design speed				201.	190.	212.	
1.0E-7 1/yr design speed				232.	221.	245.	
37	96	3.788E+03	1.0000	120	98	98	
Point	1.976E+00	7.662E-01	5.094E+00	1.166E-03	4.523E-04	3.007E-03	
Line	6.863E+00	4.377E+00	1.076E+01	1.535E-04	9.786E-05	2.406E-04	
Strike Probability, 1/yr				1.320E-03	5.501E-04	3.248E-03	
1.0E-5 1/yr design speed				164.	151.	178.	
1.0E-6 1/yr design speed				199.	186.	213.	
1.0E-7 1/yr design speed				230.	217.	246.	

37	97	3.788E+03	1.0000	219	170	170	
Point	1.441E+00	7.496E-01	2.771E+00	1.553E-03	8.076E-04	2.985E-03	
Line	6.054E+00	4.306E+00	8.511E+00	2.470E-04	1.757E-04	3.473E-04	
Strike Probability, 1/yr				1.800E-03	9.833E-04	3.332E-03	
1.0E-5 1/yr design speed				169.	160.	180.	
1.0E-6 1/yr design speed				203.	194.	214.	
1.0E-7 1/yr design speed				235.	225.	246.	
37	98	3.788E+03	1.0000	158	130	130	
Point	6.519E-01	3.520E-01	1.207E+00	5.067E-04	2.736E-04	9.382E-04	
Line	5.035E+00	3.586E+00	7.069E+00	1.482E-04	1.056E-04	2.081E-04	
Strike Probability, 1/yr				6.549E-04	3.792E-04	1.146E-03	
1.0E-5 1/yr design speed				155.	147.	164.	
1.0E-6 1/yr design speed				191.	183.	200.	
1.0E-7 1/yr design speed				223.	214.	233.	
37	99	3.788E+03	1.0000	114	92	92	
Point	9.892E-01	4.243E-01	2.306E+00	5.547E-04	2.379E-04	1.293E-03	
Line	8.225E+00	5.054E+00	1.339E+01	1.747E-04	1.074E-04	2.843E-04	
Strike Probability, 1/yr				7.294E-04	3.453E-04	1.578E-03	
1.0E-5 1/yr design speed				157.	146.	170.	
1.0E-6 1/yr design speed				193.	182.	205.	
1.0E-7 1/yr design speed				225.	214.	237.	
37	100	3.788E+03	1.0000	158	121	121	
Point	4.427E-01	2.488E-01	7.877E-01	3.440E-04	1.933E-04	6.122E-04	
Line	5.627E+00	3.927E+00	8.063E+00	1.657E-04	1.156E-04	2.374E-04	
Strike Probability, 1/yr				5.097E-04	3.090E-04	8.496E-04	
1.0E-5 1/yr design speed				153.	145.	162.	
1.0E-6 1/yr design speed				189.	182.	198.	
1.0E-7 1/yr design speed				221.	213.	230.	
37	101	3.788E+03	1.0000	91	71	71	
Point	7.935E-01	3.139E-01	2.006E+00	3.552E-04	1.405E-04	8.979E-04	
Line	5.885E+00	3.407E+00	1.016E+01	9.978E-05	5.777E-05	1.723E-04	
Strike Probability, 1/yr				4.550E-04	1.983E-04	1.070E-03	
1.0E-5 1/yr design speed				149.	136.	163.	
1.0E-6 1/yr design speed				185.	173.	199.	
1.0E-7 1/yr design speed				218.	206.	231.	
37	102	3.788E+03	1.0000	63	53	53	
Point	2.671E-01	9.561E-02	7.464E-01	8.278E-05	2.963E-05	2.313E-04	
Line	3.026E+00	1.689E+00	5.421E+00	3.552E-05	1.983E-05	6.364E-05	
Strike Probability, 1/yr				1.183E-04	4.946E-05	2.949E-04	
1.0E-5 1/yr design speed				122.	102.	143.	
1.0E-6 1/yr design speed				163.	143.	183.	
1.0E-7 1/yr design speed				200.	181.	219.	
37	103	3.788E+03	1.0000	12	7	7	
Point	7.764E-01	4.735E-02	1.273E+01	4.583E-05	2.795E-06	7.514E-04	
Line	5.863E+00	1.434E+00	2.397E+01	1.311E-05	3.206E-06	5.360E-05	
Strike Probability, 1/yr				5.894E-05	6.001E-06	8.050E-04	
1.0E-5 1/yr design speed				108.	60.	160.	
1.0E-6 1/yr design speed				150.	106.	198.	
1.0E-7 1/yr design speed				188.	148.	234.	

37	104	3.788E+03	1.0000	23	18	18	
Point	1.060E-02	4.761E-03	2.360E-02	1.199E-06	5.386E-07	2.670E-06	
Line	3.955E-01	2.556E-01	6.121E-01	1.695E-06	1.095E-06	2.623E-06	
Strike Probability, 1/yr				2.894E-06	1.634E-06	5.293E-06	
1.0E-5 1/yr design speed				60.	60.	60.	
1.0E-6 1/yr design speed				95.	79.	111.	
1.0E-7 1/yr design speed				140.	126.	156.	
37	105	3.788E+03	1.0000	11	9	9	
Point	2.646E-02	8.428E-03	8.305E-02	1.432E-06	4.560E-07	4.494E-06	
Line	8.511E-01	4.052E-01	1.787E+00	1.744E-06	8.306E-07	3.663E-06	
Strike Probability, 1/yr				3.176E-06	1.287E-06	8.157E-06	
1.0E-5 1/yr design speed				60.	60.	60.	
1.0E-6 1/yr design speed				97.	73.	120.	
1.0E-7 1/yr design speed				142.	122.	163.	
37	106	3.788E+03	1.0000	6	6	6	
Point	2.104E+00	5.725E-02	7.732E+01	6.209E-05	1.690E-06	2.282E-03	
Line	5.511E+00	1.055E+00	2.878E+01	6.161E-06	1.180E-06	3.218E-05	
Strike Probability, 1/yr				6.825E-05	2.869E-06	2.314E-03	
1.0E-5 1/yr design speed				110.	60.	178.	
1.0E-6 1/yr design speed				152.	90.	214.	
1.0E-7 1/yr design speed				190.	134.	249.	
37	107	3.788E+03	1.0000	4	3	4	
Point	3.718E-03	1.321E-03	1.046E-02	7.316E-08	2.599E-08	2.059E-07	
Line	2.783E-01	1.626E-01	4.762E-01	2.074E-07	1.212E-07	3.549E-07	
Strike Probability, 1/yr				2.806E-07	1.472E-07	5.608E-07	
1.0E-5 1/yr design speed				60.	60.	60.	
1.0E-6 1/yr design speed				60.	60.	60.	
1.0E-7 1/yr design speed				95.	77.	113.	
37	108	3.788E+03	1.0000	3	3	3	
Point	3.415E-02	9.302E-03	1.254E-01	5.040E-07	1.373E-07	1.850E-06	
Line	7.620E-01	3.644E-01	1.594E+00	4.260E-07	2.037E-07	8.908E-07	
Strike Probability, 1/yr				9.300E-07	3.410E-07	2.741E-06	
1.0E-5 1/yr design speed				60.	60.	60.	
1.0E-6 1/yr design speed				60.	60.	95.	
1.0E-7 1/yr design speed				118.	95.	143.	
37	109	3.788E+03	1.0000	0	0	0	
37	110	3.788E+03	1.0000	0	0	0	
37	111	3.788E+03	1.0000	0	0	0	
37	112	3.788E+03	1.0000	2	2	2	
Point	1.380E-02	2.410E-03	7.896E-02	1.357E-07	2.371E-08	7.769E-07	
Line	1.272E+00	4.767E-01	3.391E+00	4.738E-07	1.777E-07	1.264E-06	
Strike Probability, 1/yr				6.096E-07	2.014E-07	2.041E-06	
1.0E-5 1/yr design speed				60.	60.	60.	
1.0E-6 1/yr design speed				60.	60.	89.	
1.0E-7 1/yr design speed				112.	85.	139.	

37	113	3.788E+03	1.0000	5	5	5	
Point	1.601E-01	3.368E-03	7.614E+00	3.939E-06	8.284E-08	1.873E-04	
Line	7.478E-01	2.030E-01	2.754E+00	6.967E-07	1.891E-07	2.566E-06	
Strike Probability, 1/yr				4.635E-06	2.720E-07	1.898E-04	
1.0E-5 1/yr design speed				60.	60.	134.	
1.0E-6 1/yr design speed				103.	60.	174.	
1.0E-7 1/yr design speed				146.	91.	211.	
37	114	3.788E+03	1.0000	1	1	1	
Point	1.136E-03	0.000E+00	0.000E+00	5.590E-09	0.000E+00	0.000E+00	
Line	1.000E-01	0.000E+00	0.000E+00	1.863E-08	0.000E+00	0.000E+00	
Strike Probability, 1/yr				2.422E-08	0.000E+00	0.000E+00	
1.0E-5 1/yr design speed				50.	50.	50.	
1.0E-6 1/yr design speed				50.	50.	50.	
1.0E-7 1/yr design speed				50.	50.	50.	
37	115	3.788E+03	1.0000	4	2	3	
Point	1.321E-02	2.668E-04	6.544E-01	2.600E-07	5.250E-09	1.288E-05	
Line	1.828E+00	2.170E-01	1.539E+01	1.362E-06	1.617E-07	1.147E-05	
Strike Probability, 1/yr				1.622E-06	1.670E-07	2.435E-05	
1.0E-5 1/yr design speed				60.	60.	93.	
1.0E-6 1/yr design speed				81.	60.	141.	
1.0E-7 1/yr design speed				131.	81.	181.	
37	116	3.788E+03	1.0000	1	1	1	
Point	5.682E-04	0.000E+00	0.000E+00	2.795E-09	0.000E+00	0.000E+00	
Line	1.000E-01	0.000E+00	0.000E+00	1.863E-08	0.000E+00	0.000E+00	
Strike Probability, 1/yr				2.143E-08	0.000E+00	0.000E+00	
1.0E-5 1/yr design speed				50.	50.	50.	
1.0E-6 1/yr design speed				50.	50.	50.	
1.0E-7 1/yr design speed				50.	50.	50.	
37	117	3.788E+03	1.0000	0	0	0	
37	118	3.788E+03	1.0000	0	0	0	
37	119	3.788E+03	1.0000	2	1	1	
Point	2.557E-02	0.000E+00	0.000E+00	2.515E-07	0.000E+00	0.000E+00	
Line	5.000E-01	0.000E+00	0.000E+00	1.863E-07	0.000E+00	0.000E+00	
Strike Probability, 1/yr				4.379E-07	0.000E+00	0.000E+00	
1.0E-5 1/yr design speed				60.	50.	50.	
1.0E-6 1/yr design speed				60.	50.	50.	
1.0E-7 1/yr design speed				103.	50.	50.	
37	120	3.788E+03	1.0000	19	18	18	
Point	6.862E-02	1.556E-02	3.026E-01	6.414E-06	1.455E-06	2.828E-05	
Line	1.100E+00	6.261E-01	1.933E+00	3.895E-06	2.217E-06	6.842E-06	
Strike Probability, 1/yr				1.031E-05	3.671E-06	3.512E-05	
1.0E-5 1/yr design speed				66.	60.	101.	
1.0E-6 1/yr design speed				120.	97.	146.	
1.0E-7 1/yr design speed				161.	140.	186.	

37	121	3.788E+03	1.0000	14	9	9	
Point	1.302E-02	4.727E-03	3.586E-02	8.966E-07	3.255E-07	2.469E-06	
Line	3.626E-01	2.003E-01	6.565E-01	9.459E-07	5.225E-07	1.713E-06	
Strike Probability, 1/yr				1.842E-06	8.480E-07	4.182E-06	
1.0E-5 1/yr design speed				60.	60.	60.	
1.0E-6 1/yr design speed				83.	60.	105.	
1.0E-7 1/yr design speed				132.	113.	151.	
37	122	1.136E+03	0.3000	11	11	11	
Point	2.880E-02	8.388E-03	9.886E-02	5.194E-06	1.513E-06	1.783E-05	
Line	6.526E-01	3.185E-01	1.337E+00	4.458E-06	2.176E-06	9.135E-06	
Strike Probability, 1/yr				9.652E-06	3.689E-06	2.696E-05	
1.0E-5 1/yr design speed				60.	60.	95.	
1.0E-6 1/yr design speed				119.	97.	142.	
1.0E-7 1/yr design speed				161.	140.	182.	
38	74	1.868E+02	0.0500	1	1	1	
Point	1.359E-01	0.000E+00	0.000E+00	1.355E-05	0.000E+00	0.000E+00	
Line	5.979E+00	0.000E+00	0.000E+00	2.259E-05	0.000E+00	0.000E+00	
Strike Probability, 1/yr				3.614E-05	0.000E+00	0.000E+00	
1.0E-5 1/yr design speed				104.	50.	50.	
1.0E-6 1/yr design speed				147.	50.	50.	
1.0E-7 1/yr design speed				182.	50.	50.	
38	75	3.363E+03	0.9000	50	48	48	
Point	2.296E-01	8.684E-02	6.071E-01	6.361E-05	2.406E-05	1.682E-04	
Line	3.160E+00	1.775E+00	5.626E+00	3.316E-05	1.863E-05	5.904E-05	
Strike Probability, 1/yr				9.677E-05	4.268E-05	2.272E-04	
1.0E-5 1/yr design speed				120.	104.	136.	
1.0E-6 1/yr design speed				160.	146.	175.	
1.0E-7 1/yr design speed				195.	181.	209.	
38	76	3.737E+03	1.0000	64	61	61	
Point	2.238E-01	1.122E-01	4.461E-01	7.142E-05	3.582E-05	1.424E-04	
Line	2.398E+00	1.659E+00	3.468E+00	2.899E-05	2.005E-05	4.192E-05	
Strike Probability, 1/yr				1.004E-04	5.588E-05	1.843E-04	
1.0E-5 1/yr design speed				120.	108.	132.	
1.0E-6 1/yr design speed				160.	150.	171.	
1.0E-7 1/yr design speed				195.	185.	206.	
38	77	3.737E+03	1.0000	63	61	61	
Point	4.003E-01	1.863E-01	8.604E-01	1.258E-04	5.851E-05	2.703E-04	
Line	4.116E+00	2.691E+00	6.293E+00	4.898E-05	3.203E-05	7.489E-05	
Strike Probability, 1/yr				1.747E-04	9.054E-05	3.452E-04	
1.0E-5 1/yr design speed				130.	117.	143.	
1.0E-6 1/yr design speed				169.	157.	181.	
1.0E-7 1/yr design speed				204.	192.	216.	
38	78	3.737E+03	1.0000	42	36	36	
Point	1.854E-01	7.286E-02	4.717E-01	3.883E-05	1.526E-05	9.878E-05	
Line	2.513E+00	1.448E+00	4.361E+00	1.994E-05	1.149E-05	3.460E-05	
Strike Probability, 1/yr				5.876E-05	2.675E-05	1.334E-04	
1.0E-5 1/yr design speed				113.	97.	129.	
1.0E-6 1/yr design speed				156.	144.	169.	
1.0E-7 1/yr design speed				192.	181.	204.	

38	79	3.737E+03	1.0000	11	9	9	
Point	4.088E-02	1.632E-02	1.024E-01	2.242E-06	8.954E-07	5.615E-06	
Line	2.001E+00	7.690E-01	5.208E+00	4.158E-06	1.598E-06	1.082E-05	
Strike Probability, 1/yr				6.400E-06	2.493E-06	1.644E-05	
1.0E-5 1/yr design speed				60.	60.	85.	
1.0E-6 1/yr design speed				120.	98.	140.	
1.0E-7 1/yr design speed				163.	146.	179.	
38	80	3.737E+03	1.0000	6	4	4	
Point	6.453E-02	5.917E-03	7.038E-01	1.931E-06	1.770E-07	2.106E-05	
Line	1.669E+00	2.654E-01	1.049E+01	1.891E-06	3.008E-07	1.189E-05	
Strike Probability, 1/yr				3.822E-06	4.778E-07	3.295E-05	
1.0E-5 1/yr design speed				60.	60.	101.	
1.0E-6 1/yr design speed				106.	60.	147.	
1.0E-7 1/yr design speed				152.	113.	185.	
38	81	3.737E+03	1.0000	14	11	11	
Point	6.605E-02	1.787E-02	2.442E-01	4.611E-06	1.247E-06	1.705E-05	
Line	1.392E+00	6.110E-01	3.170E+00	3.681E-06	1.616E-06	8.384E-06	
Strike Probability, 1/yr				8.292E-06	2.863E-06	2.543E-05	
1.0E-5 1/yr design speed				60.	60.	94.	
1.0E-6 1/yr design speed				123.	101.	142.	
1.0E-7 1/yr design speed				164.	148.	180.	
38	82	3.737E+03	1.0000	38	34	34	
Point	8.379E-01	2.683E-01	2.617E+00	1.588E-04	5.083E-05	4.959E-04	
Line	5.019E+00	2.648E+00	9.513E+00	3.602E-05	1.901E-05	6.828E-05	
Strike Probability, 1/yr				1.948E-04	6.984E-05	5.642E-04	
1.0E-5 1/yr design speed				133.	115.	151.	
1.0E-6 1/yr design speed				172.	157.	188.	
1.0E-7 1/yr design speed				206.	191.	222.	
38	83	3.737E+03	1.0000	48	45	45	
Point	1.014E+00	3.643E-01	2.824E+00	2.428E-04	8.719E-05	6.759E-04	
Line	6.177E+00	3.774E+00	1.011E+01	5.600E-05	3.422E-05	9.167E-05	
Strike Probability, 1/yr				2.988E-04	1.214E-04	7.675E-04	
1.0E-5 1/yr design speed				141.	127.	156.	
1.0E-6 1/yr design speed				178.	166.	193.	
1.0E-7 1/yr design speed				211.	199.	226.	
38	84	3.737E+03	1.0000	78	70	70	
Point	5.488E-01	2.893E-01	1.041E+00	2.135E-04	1.125E-04	4.050E-04	
Line	6.248E+00	4.224E+00	9.243E+00	9.206E-05	6.223E-05	1.362E-04	
Strike Probability, 1/yr				3.055E-04	1.747E-04	5.412E-04	
1.0E-5 1/yr design speed				144.	135.	154.	
1.0E-6 1/yr design speed				181.	173.	190.	
1.0E-7 1/yr design speed				214.	205.	223.	
38	85	3.737E+03	1.0000	113	99	99	
Point	1.394E+00	7.092E-01	2.740E+00	7.856E-04	3.996E-04	1.544E-03	
Line	6.471E+00	4.630E+00	9.045E+00	1.381E-04	9.882E-05	1.931E-04	
Strike Probability, 1/yr				9.237E-04	4.985E-04	1.737E-03	
1.0E-5 1/yr design speed				159.	150.	169.	
1.0E-6 1/yr design speed				194.	185.	205.	
1.0E-7 1/yr design speed				226.	216.	237.	

38	86	3.737E+03	1.0000	80	69	69	
Point	6.232E-01	2.853E-01	1.361E+00	2.486E-04	1.138E-04	5.431E-04	
Line	4.865E+00	3.178E+00	7.446E+00	7.351E-05	4.803E-05	1.125E-04	
Strike Probability, 1/yr				3.221E-04	1.618E-04	6.556E-04	
1.0E-5 1/yr design speed				143.	132.	155.	
1.0E-6 1/yr design speed				180.	170.	191.	
1.0E-7 1/yr design speed				213.	203.	225.	

38	87	3.737E+03	1.0000	116	100	100	
Point	7.088E-01	3.622E-01	1.387E+00	4.100E-04	2.095E-04	8.024E-04	
Line	4.945E+00	3.439E+00	7.110E+00	1.083E-04	7.535E-05	1.558E-04	
Strike Probability, 1/yr				5.184E-04	2.849E-04	9.582E-04	
1.0E-5 1/yr design speed				151.	141.	161.	
1.0E-6 1/yr design speed				187.	178.	197.	
1.0E-7 1/yr design speed				219.	210.	230.	

38	88	3.737E+03	1.0000	97	85	85	
Point	1.412E+00	6.702E-01	2.975E+00	6.830E-04	3.242E-04	1.439E-03	
Line	8.883E+00	5.818E+00	1.356E+01	1.627E-04	1.066E-04	2.485E-04	
Strike Probability, 1/yr				8.457E-04	4.308E-04	1.688E-03	
1.0E-5 1/yr design speed				159.	148.	170.	
1.0E-6 1/yr design speed				194.	184.	205.	
1.0E-7 1/yr design speed				226.	215.	237.	

38	89	3.737E+03	1.0000	141	126	126	
Point	7.636E-01	4.625E-01	1.261E+00	5.369E-04	3.252E-04	8.864E-04	
Line	7.107E+00	5.244E+00	9.631E+00	1.893E-04	1.397E-04	2.565E-04	
Strike Probability, 1/yr				7.261E-04	4.648E-04	1.143E-03	
1.0E-5 1/yr design speed				158.	151.	165.	
1.0E-6 1/yr design speed				193.	186.	201.	
1.0E-7 1/yr design speed				225.	217.	233.	

38	90	3.737E+03	1.0000	149	135	135	
Point	4.406E-01	2.578E-01	7.528E-01	3.273E-04	1.916E-04	5.593E-04	
Line	4.556E+00	3.314E+00	6.264E+00	1.282E-04	9.327E-05	1.763E-04	
Strike Probability, 1/yr				4.556E-04	2.848E-04	7.356E-04	
1.0E-5 1/yr design speed				151.	143.	158.	
1.0E-6 1/yr design speed				187.	180.	195.	
1.0E-7 1/yr design speed				219.	211.	227.	

38	91	3.737E+03	1.0000	53	52	52	
Point	3.169E-01	1.513E-01	6.636E-01	8.376E-05	4.000E-05	1.754E-04	
Line	4.387E+00	2.676E+00	7.191E+00	4.392E-05	2.679E-05	7.199E-05	
Strike Probability, 1/yr				1.277E-04	6.679E-05	2.474E-04	
1.0E-5 1/yr design speed				129.	117.	141.	
1.0E-6 1/yr design speed				169.	159.	179.	
1.0E-7 1/yr design speed				203.	193.	213.	

38	92	3.737E+03	1.0000	124	117	117	
Point	2.164E-01	1.235E-01	3.792E-01	1.338E-04	7.634E-05	2.345E-04	
Line	2.713E+00	1.948E+00	3.778E+00	6.354E-05	4.562E-05	8.850E-05	
Strike Probability, 1/yr				1.973E-04	1.220E-04	3.230E-04	
1.0E-5 1/yr design speed				137.	129.	145.	
1.0E-6 1/yr design speed				175.	168.	183.	
1.0E-7 1/yr design speed				208.	201.	217.	

38	93	3.737E+03	1.0000	88	88	88	
Point	3.776E-01	1.907E-01	7.477E-01	1.657E-04	8.367E-05	3.281E-04	
Line	3.937E+00	2.643E+00	5.866E+00	6.545E-05	4.393E-05	9.750E-05	
Strike Probability, 1/yr				2.311E-04	1.276E-04	4.256E-04	
1.0E-5 1/yr design speed				139.	129.	149.	
1.0E-6 1/yr design speed				177.	168.	186.	
1.0E-7 1/yr design speed				210.	201.	220.	
38	94	3.737E+03	1.0000	111	96	96	
Point	7.467E-01	3.343E-01	1.668E+00	4.133E-04	1.850E-04	9.232E-04	
Line	4.356E+00	2.968E+00	6.394E+00	9.134E-05	6.223E-05	1.341E-04	
Strike Probability, 1/yr				5.046E-04	2.473E-04	1.057E-03	
1.0E-5 1/yr design speed				150.	139.	162.	
1.0E-6 1/yr design speed				186.	176.	198.	
1.0E-7 1/yr design speed				219.	208.	231.	
38	95	3.737E+03	1.0000	146	114	114	
Point	1.974E+00	8.346E-01	4.670E+00	1.437E-03	6.076E-04	3.400E-03	
Line	8.068E+00	5.064E+00	1.285E+01	2.225E-04	1.397E-04	3.544E-04	
Strike Probability, 1/yr				1.660E-03	7.473E-04	3.754E-03	
1.0E-5 1/yr design speed				168.	156.	181.	
1.0E-6 1/yr design speed				202.	190.	215.	
1.0E-7 1/yr design speed				234.	221.	248.	
38	96	3.737E+03	1.0000	136	103	103	
Point	1.704E+00	7.651E-01	3.797E+00	1.156E-03	5.189E-04	2.575E-03	
Line	7.468E+00	5.083E+00	1.097E+01	1.919E-04	1.306E-04	2.819E-04	
Strike Probability, 1/yr				1.348E-03	6.495E-04	2.857E-03	
1.0E-5 1/yr design speed				165.	154.	177.	
1.0E-6 1/yr design speed				200.	189.	212.	
1.0E-7 1/yr design speed				231.	220.	244.	
38	97	3.737E+03	1.0000	179	135	135	
Point	1.480E+00	7.145E-01	3.066E+00	1.321E-03	6.378E-04	2.737E-03	
Line	6.047E+00	4.245E+00	8.613E+00	2.044E-04	1.435E-04	2.912E-04	
Strike Probability, 1/yr				1.526E-03	7.813E-04	3.028E-03	
1.0E-5 1/yr design speed				167.	156.	178.	
1.0E-6 1/yr design speed				201.	191.	212.	
1.0E-7 1/yr design speed				233.	222.	245.	
38	98	3.737E+03	1.0000	179	130	130	
Point	6.674E-01	3.999E-01	1.114E+00	5.957E-04	3.569E-04	9.944E-04	
Line	4.113E+00	3.150E+00	5.371E+00	1.391E-04	1.065E-04	1.816E-04	
Strike Probability, 1/yr				7.348E-04	4.634E-04	1.176E-03	
1.0E-5 1/yr design speed				156.	149.	164.	
1.0E-6 1/yr design speed				192.	184.	200.	
1.0E-7 1/yr design speed				224.	216.	233.	
38	99	3.737E+03	1.0000	150	108	108	
Point	8.804E-01	4.680E-01	1.656E+00	6.585E-04	3.500E-04	1.239E-03	
Line	7.107E+00	4.893E+00	1.032E+01	2.014E-04	1.386E-04	2.925E-04	
Strike Probability, 1/yr				8.599E-04	4.887E-04	1.531E-03	
1.0E-5 1/yr design speed				160.	151.	169.	
1.0E-6 1/yr design speed				195.	186.	204.	
1.0E-7 1/yr design speed				227.	218.	237.	

38	100	3.737E+03	1.0000	89	72	72	
Point	9.084E-01	3.396E-01	2.430E+00	4.031E-04	1.507E-04	1.078E-03	
Line	5.902E+00	3.642E+00	9.566E+00	9.922E-05	6.122E-05	1.608E-04	
Strike Probability, 1/yr				5.024E-04	2.119E-04	1.239E-03	
1.0E-5 1/yr design speed				150.	137.	164.	
1.0E-6 1/yr design speed				186.	174.	200.	
1.0E-7 1/yr design speed				219.	207.	233.	
38	101	3.737E+03	1.0000	96	77	77	
Point	2.788E-01	1.048E-01	7.419E-01	1.335E-04	5.016E-05	3.551E-04	
Line	2.788E+00	1.655E+00	4.696E+00	5.055E-05	3.000E-05	8.515E-05	
Strike Probability, 1/yr				1.840E-04	8.016E-05	4.403E-04	
1.0E-5 1/yr design speed				134.	120.	149.	
1.0E-6 1/yr design speed				173.	161.	186.	
1.0E-7 1/yr design speed				207.	195.	220.	
38	102	3.737E+03	1.0000	128	106	106	
Point	8.229E-02	4.738E-02	1.429E-01	5.252E-05	3.024E-05	9.122E-05	
Line	1.177E+00	8.732E-01	1.586E+00	2.846E-05	2.111E-05	3.836E-05	
Strike Probability, 1/yr				8.098E-05	5.136E-05	1.296E-04	
1.0E-5 1/yr design speed				115.	102.	128.	
1.0E-6 1/yr design speed				157.	144.	170.	
1.0E-7 1/yr design speed				194.	181.	207.	
38	103	3.737E+03	1.0000	53	43	43	
Point	3.247E-01	1.045E-01	1.009E+00	8.582E-05	2.761E-05	2.668E-04	
Line	3.216E+00	1.592E+00	6.497E+00	3.220E-05	1.594E-05	6.504E-05	
Strike Probability, 1/yr				1.180E-04	4.355E-05	3.318E-04	
1.0E-5 1/yr design speed				122.	99.	145.	
1.0E-6 1/yr design speed				163.	141.	185.	
1.0E-7 1/yr design speed				200.	178.	221.	
38	104	3.737E+03	1.0000	55	48	48	
Point	5.126E-02	2.395E-02	1.098E-01	1.406E-05	6.567E-06	3.010E-05	
Line	9.959E-01	6.483E-01	1.530E+00	1.035E-05	6.735E-06	1.589E-05	
Strike Probability, 1/yr				2.441E-05	1.330E-05	4.599E-05	
1.0E-5 1/yr design speed				90.	73.	107.	
1.0E-6 1/yr design speed				136.	121.	152.	
1.0E-7 1/yr design speed				176.	161.	191.	
38	105	3.737E+03	1.0000	15	11	11	
Point	2.568E-02	7.629E-03	8.641E-02	1.921E-06	5.707E-07	6.464E-06	
Line	5.251E-01	2.810E-01	9.814E-01	1.488E-06	7.961E-07	2.780E-06	
Strike Probability, 1/yr				3.408E-06	1.367E-06	9.244E-06	
1.0E-5 1/yr design speed				60.	60.	60.	
1.0E-6 1/yr design speed				98.	75.	122.	
1.0E-7 1/yr design speed				142.	122.	164.	
38	106	3.737E+03	1.0000	3	3	3	
Point	4.201E-01	2.411E-04	7.321E+02	6.285E-06	3.606E-09	1.095E-02	
Line	2.686E+00	1.045E-01	6.901E+01	1.522E-06	5.923E-08	3.911E-05	
Strike Probability, 1/yr				7.807E-06	6.284E-08	1.099E-02	
1.0E-5 1/yr design speed				60.	50.	203.	
1.0E-6 1/yr design speed				113.	50.	238.	
1.0E-7 1/yr design speed				155.	50.	272.	
38	107	3.737E+03	1.0000	0	0	0	

38	108	3.737E+03	1.0000	2	2	2	
Point	2.114E-01	4.269E-03	1.047E+01	2.109E-06	4.258E-08	1.044E-04	
Line	5.492E+00	2.382E-01	1.266E+02	2.075E-06	9.000E-08	4.784E-05	
Strike Probability, 1/yr				4.184E-06	1.326E-07	1.523E-04	
1.0E-5 1/yr design speed				60.	60.	131.	
1.0E-6 1/yr design speed				102.	60.	173.	
1.0E-7 1/yr design speed				146.	74.	210.	
38	109	3.737E+03	1.0000	3	2	2	
Point	2.167E-02	8.126E-03	5.781E-02	3.242E-07	1.216E-07	8.648E-07	
Line	1.272E+00	4.767E-01	3.391E+00	7.205E-07	2.701E-07	1.922E-06	
Strike Probability, 1/yr				1.045E-06	3.917E-07	2.787E-06	
1.0E-5 1/yr design speed				60.	60.	60.	
1.0E-6 1/yr design speed				67.	60.	98.	
1.0E-7 1/yr design speed				122.	99.	145.	
38	110	3.737E+03	1.0000	8	5	5	
Point	7.673E-03	1.304E-03	4.515E-02	3.061E-07	5.202E-08	1.801E-06	
Line	3.480E-01	1.691E-01	7.163E-01	5.259E-07	2.555E-07	1.082E-06	
Strike Probability, 1/yr				8.319E-07	3.075E-07	2.883E-06	
1.0E-5 1/yr design speed				60.	60.	60.	
1.0E-6 1/yr design speed				60.	60.	97.	
1.0E-7 1/yr design speed				117.	94.	144.	
38	111	3.737E+03	1.0000	4	2	2	
Point	3.594E-02	4.580E-04	2.821E+00	7.170E-07	9.135E-09	5.627E-05	
Line	9.686E-01	6.836E-02	1.373E+01	7.318E-07	5.165E-08	1.037E-05	
Strike Probability, 1/yr				1.449E-06	6.078E-08	6.664E-05	
1.0E-5 1/yr design speed				60.	50.	114.	
1.0E-6 1/yr design speed				77.	50.	157.	
1.0E-7 1/yr design speed				127.	50.	196.	
38	112	3.737E+03	1.0000	5	4	4	
Point	1.121E-02	1.315E-03	9.553E-02	2.795E-07	3.279E-08	2.382E-06	
Line	4.789E-01	1.400E-01	1.639E+00	4.523E-07	1.322E-07	1.548E-06	
Strike Probability, 1/yr				7.318E-07	1.650E-07	3.930E-06	
1.0E-5 1/yr design speed				60.	60.	60.	
1.0E-6 1/yr design speed				60.	60.	104.	
1.0E-7 1/yr design speed				114.	80.	150.	
38	113	3.737E+03	1.0000	2	2	2	
Point	8.050E-02	9.677E-05	6.696E+01	8.028E-07	9.651E-10	6.678E-04	
Line	4.789E+00	3.233E-02	7.096E+02	1.809E-06	1.221E-08	2.680E-04	
Strike Probability, 1/yr				2.612E-06	1.318E-08	9.358E-04	
1.0E-5 1/yr design speed				60.	50.	164.	
1.0E-6 1/yr design speed				93.	50.	202.	
1.0E-7 1/yr design speed				139.	50.	237.	
38	114	3.737E+03	1.0000	1	1	1	
Point	3.977E-02	0.000E+00	0.000E+00	1.983E-07	0.000E+00	0.000E+00	
Line	1.000E+00	0.000E+00	0.000E+00	1.889E-07	0.000E+00	0.000E+00	
Strike Probability, 1/yr				3.872E-07	0.000E+00	0.000E+00	
1.0E-5 1/yr design speed				60.	50.	50.	
1.0E-6 1/yr design speed				60.	50.	50.	
1.0E-7 1/yr design speed				101.	50.	50.	
38	115	3.737E+03	1.0000	0	0	0	

38	116	3.737E+03	1.0000	1	1	1		
Point	1.705E-04	0.000E+00	0.000E+00	8.500E-10	0.000E+00	0.000E+00	0.000E+00	
Line	1.000E-01	0.000E+00	0.000E+00	1.889E-08	0.000E+00	0.000E+00	0.000E+00	
Strike Probability, 1/yr				1.974E-08	0.000E+00	0.000E+00	0.000E+00	
1.0E-5 1/yr design speed				50.	50.	50.	50.	
1.0E-6 1/yr design speed				50.	50.	50.	50.	
1.0E-7 1/yr design speed				50.	50.	50.	50.	
38	117	3.737E+03	1.0000	1	1	1		
Point	1.136E-03	0.000E+00	0.000E+00	5.667E-09	0.000E+00	0.000E+00	0.000E+00	
Line	2.000E-01	0.000E+00	0.000E+00	3.778E-08	0.000E+00	0.000E+00	0.000E+00	
Strike Probability, 1/yr				4.344E-08	0.000E+00	0.000E+00	0.000E+00	
1.0E-5 1/yr design speed				50.	50.	50.	50.	
1.0E-6 1/yr design speed				50.	50.	50.	50.	
1.0E-7 1/yr design speed				50.	50.	50.	50.	
38	118	3.737E+03	1.0000	0	0	0		
38	119	3.737E+03	1.0000	1	1	1		
Point	5.682E-03	0.000E+00	0.000E+00	2.833E-08	0.000E+00	0.000E+00	0.000E+00	
Line	1.000E+00	0.000E+00	0.000E+00	1.889E-07	0.000E+00	0.000E+00	0.000E+00	
Strike Probability, 1/yr				2.172E-07	0.000E+00	0.000E+00	0.000E+00	
1.0E-5 1/yr design speed				60.	50.	50.	50.	
1.0E-6 1/yr design speed				60.	50.	50.	50.	
1.0E-7 1/yr design speed				89.	50.	50.	50.	
38	120	3.737E+03	1.0000	2	0	0		
38	121	3.737E+03	1.0000	15	14	14		
Point	1.278E-02	5.349E-03	3.054E-02	9.560E-07	4.001E-07	2.284E-06	2.284E-06	
Line	4.777E-01	2.732E-01	8.350E-01	1.353E-06	7.742E-07	2.366E-06	2.366E-06	
Strike Probability, 1/yr				2.309E-06	1.174E-06	4.650E-06	4.650E-06	
1.0E-5 1/yr design speed				60.	60.	60.	60.	
1.0E-6 1/yr design speed				89.	70.	108.	108.	
1.0E-7 1/yr design speed				136.	120.	153.	153.	
38	122	3.737E+03	1.0000	11	11	11		
Point	1.428E-01	3.805E-02	5.356E-01	7.831E-06	2.087E-06	2.938E-05	2.938E-05	
Line	3.534E+00	1.484E+00	8.415E+00	7.342E-06	3.083E-06	1.749E-05	1.749E-05	
Strike Probability, 1/yr				1.517E-05	5.171E-06	4.687E-05	4.687E-05	
1.0E-5 1/yr design speed				78.	60.	108.	108.	
1.0E-6 1/yr design speed				128.	104.	153.	153.	
1.0E-7 1/yr design speed				168.	146.	191.	191.	
38	123	1.495E+03	0.4000	2	1	1		
Point	1.420E-02	0.000E+00	0.000E+00	3.542E-07	0.000E+00	0.000E+00	0.000E+00	
Line	5.000E-01	0.000E+00	0.000E+00	4.722E-07	0.000E+00	0.000E+00	0.000E+00	
Strike Probability, 1/yr				8.264E-07	0.000E+00	0.000E+00	0.000E+00	
1.0E-5 1/yr design speed				60.	50.	50.	50.	
1.0E-6 1/yr design speed				60.	50.	50.	50.	
1.0E-7 1/yr design speed				117.	50.	50.	50.	
39	73	1.842E+02	0.0500	0	0	0		

39	74	2.210E+03	0.6000	27	26	26	
Point		2.463E-01	7.365E-02	8.240E-01	5.606E-05	1.676E-05	1.875E-04
Line		3.208E+00	1.461E+00	7.040E+00	2.765E-05	1.260E-05	6.069E-05
Strike Probability, 1/yr					8.372E-05	2.936E-05	2.482E-04
1.0E-5	1/yr design speed				117.	95.	137.
1.0E-6	1/yr design speed				158.	140.	176.
1.0E-7	1/yr design speed				193.	176.	211.
39	75	3.684E+03	1.0000	86	79	79	
Point		2.957E-01	1.446E-01	6.048E-01	1.286E-04	6.288E-05	2.630E-04
Line		2.195E+00	1.554E+00	3.101E+00	3.617E-05	2.561E-05	5.108E-05
Strike Probability, 1/yr					1.648E-04	8.849E-05	3.141E-04
1.0E-5	1/yr design speed				128.	116.	140.
1.0E-6	1/yr design speed				167.	156.	179.
1.0E-7	1/yr design speed				203.	191.	214.
39	76	3.684E+03	1.0000	69	60	60	
Point		3.894E-01	1.603E-01	9.458E-01	1.359E-04	5.596E-05	3.301E-04
Line		2.672E+00	1.738E+00	4.106E+00	3.531E-05	2.298E-05	5.428E-05
Strike Probability, 1/yr					1.712E-04	7.893E-05	3.843E-04
1.0E-5	1/yr design speed				129.	114.	144.
1.0E-6	1/yr design speed				168.	154.	182.
1.0E-7	1/yr design speed				203.	190.	218.
39	77	3.684E+03	1.0000	83	78	78	
Point		1.258E-01	7.842E-02	2.020E-01	5.283E-05	3.292E-05	8.478E-05
Line		1.906E+00	1.462E+00	2.485E+00	3.031E-05	2.324E-05	3.952E-05
Strike Probability, 1/yr					8.313E-05	5.616E-05	1.243E-04
1.0E-5	1/yr design speed				117.	109.	126.
1.0E-6	1/yr design speed				158.	150.	165.
1.0E-7	1/yr design speed				193.	185.	201.
39	78	3.684E+03	1.0000	28	26	26	
Point		2.564E-01	1.240E-01	5.303E-01	3.631E-05	1.756E-05	7.509E-05
Line		2.627E+00	1.837E+00	3.759E+00	1.409E-05	9.851E-06	2.016E-05
Strike Probability, 1/yr					5.041E-05	2.741E-05	9.525E-05
1.0E-5	1/yr design speed				109.	96.	121.
1.0E-6	1/yr design speed				152.	143.	162.
1.0E-7	1/yr design speed				188.	180.	198.
39	79	3.684E+03	1.0000	39	33	33	
Point		2.352E+00	5.746E-01	9.628E+00	4.639E-04	1.133E-04	1.899E-03
Line		6.653E+00	3.746E+00	1.181E+01	4.970E-05	2.799E-05	8.827E-05
Strike Probability, 1/yr					5.136E-04	1.413E-04	1.987E-03
1.0E-5	1/yr design speed				148.	128.	170.
1.0E-6	1/yr design speed				184.	166.	205.
1.0E-7	1/yr design speed				217.	200.	238.
39	80	3.684E+03	1.0000	26	19	19	
Point		2.694E-01	7.219E-02	1.006E+00	3.543E-05	9.492E-06	1.322E-04
Line		2.739E+00	1.326E+00	5.660E+00	1.364E-05	6.604E-06	2.819E-05
Strike Probability, 1/yr					4.907E-05	1.610E-05	1.604E-04
1.0E-5	1/yr design speed				108.	82.	130.
1.0E-6	1/yr design speed				152.	134.	170.
1.0E-7	1/yr design speed				188.	173.	205.

39	81	3.684E+03	1.0000	30	25	25	
Point	1.641E-01	8.022E-02	3.356E-01	2.489E-05	1.217E-05	5.092E-05	
Line	2.683E+00	1.733E+00	4.154E+00	1.542E-05	9.960E-06	2.387E-05	
Strike Probability, 1/yr				4.031E-05	2.213E-05	7.479E-05	
1.0E-5 1/yr design speed				106.	92.	118.	
1.0E-6 1/yr design speed				151.	141.	160.	
1.0E-7 1/yr design speed				187.	178.	196.	

39	82	3.684E+03	1.0000	48	36	36	
Point	1.330E+00	4.073E-01	4.345E+00	3.229E-04	9.887E-05	1.055E-03	
Line	7.075E+00	3.607E+00	1.388E+01	6.506E-05	3.317E-05	1.276E-04	
Strike Probability, 1/yr				3.880E-04	1.320E-04	1.182E-03	
1.0E-5 1/yr design speed				145.	128.	163.	
1.0E-6 1/yr design speed				182.	166.	199.	
1.0E-7 1/yr design speed				215.	200.	232.	

39	83	3.684E+03	1.0000	80	67	67	
Point	1.584E+00	6.671E-01	3.763E+00	6.410E-04	2.699E-04	1.522E-03	
Line	6.866E+00	4.446E+00	1.060E+01	1.052E-04	6.814E-05	1.625E-04	
Strike Probability, 1/yr				7.463E-04	3.381E-04	1.685E-03	
1.0E-5 1/yr design speed				155.	143.	168.	
1.0E-6 1/yr design speed				191.	179.	204.	
1.0E-7 1/yr design speed				223.	211.	237.	

39	84	3.684E+03	1.0000	117	99	99	
Point	1.524E+00	6.902E-01	3.365E+00	9.018E-04	4.084E-04	1.991E-03	
Line	4.298E+00	2.997E+00	6.166E+00	9.635E-05	6.717E-05	1.382E-04	
Strike Probability, 1/yr				9.981E-04	4.756E-04	2.129E-03	
1.0E-5 1/yr design speed				159.	147.	171.	
1.0E-6 1/yr design speed				194.	183.	207.	
1.0E-7 1/yr design speed				226.	214.	240.	

39	85	3.684E+03	1.0000	159	125	125	
Point	1.917E+00	8.860E-01	4.150E+00	1.542E-03	7.124E-04	3.337E-03	
Line	6.454E+00	4.423E+00	9.416E+00	1.966E-04	1.347E-04	2.868E-04	
Strike Probability, 1/yr				1.739E-03	8.472E-04	3.624E-03	
1.0E-5 1/yr design speed				168.	157.	180.	
1.0E-6 1/yr design speed				202.	191.	215.	
1.0E-7 1/yr design speed				234.	223.	247.	

39	86	3.684E+03	1.0000	138	99	99	
Point	9.875E-01	4.781E-01	2.039E+00	6.892E-04	3.337E-04	1.423E-03	
Line	7.162E+00	4.682E+00	1.096E+01	1.893E-04	1.238E-04	2.896E-04	
Strike Probability, 1/yr				8.785E-04	4.575E-04	1.713E-03	
1.0E-5 1/yr design speed				160.	150.	171.	
1.0E-6 1/yr design speed				195.	185.	206.	
1.0E-7 1/yr design speed				227.	217.	238.	

39	87	3.684E+03	1.0000	103	91	91	
Point	3.396E-01	1.406E-01	8.207E-01	1.769E-04	7.322E-05	4.275E-04	
Line	2.710E+00	1.737E+00	4.228E+00	5.348E-05	3.428E-05	8.342E-05	
Strike Probability, 1/yr				2.304E-04	1.075E-04	5.110E-04	
1.0E-5 1/yr design speed				137.	125.	151.	
1.0E-6 1/yr design speed				176.	164.	187.	
1.0E-7 1/yr design speed				209.	198.	221.	

39	88	3.684E+03	1.0000	145	118	118	
Point	1.744E+00	7.011E-01	4.337E+00	1.279E-03	5.142E-04	3.180E-03	
Line	5.928E+00	3.827E+00	9.182E+00	1.647E-04	1.063E-04	2.550E-04	
Strike Probability, 1/yr				1.443E-03	6.205E-04	3.435E-03	
1.0E-5 1/yr design speed				165.	152.	179.	
1.0E-6 1/yr design speed				200.	187.	214.	
1.0E-7 1/yr design speed				231.	219.	246.	
39	89	3.684E+03	1.0000	139	117	117	
Point	1.065E+00	4.574E-01	2.478E+00	7.484E-04	3.216E-04	1.742E-03	
Line	6.743E+00	4.309E+00	1.055E+01	1.796E-04	1.147E-04	2.810E-04	
Strike Probability, 1/yr				9.280E-04	4.363E-04	2.023E-03	
1.0E-5 1/yr design speed				160.	149.	173.	
1.0E-6 1/yr design speed				195.	184.	207.	
1.0E-7 1/yr design speed				227.	216.	240.	
39	90	3.684E+03	1.0000	82	76	76	
Point	7.121E-01	3.266E-01	1.553E+00	2.953E-04	1.354E-04	6.440E-04	
Line	6.850E+00	4.202E+00	1.116E+01	1.076E-04	6.601E-05	1.754E-04	
Strike Probability, 1/yr				4.029E-04	2.014E-04	8.194E-04	
1.0E-5 1/yr design speed				148.	137.	160.	
1.0E-6 1/yr design speed				185.	175.	196.	
1.0E-7 1/yr design speed				217.	207.	229.	
39	91	3.684E+03	1.0000	66	64	64	
Point	3.517E-01	1.737E-01	7.121E-01	1.174E-04	5.799E-05	2.377E-04	
Line	4.783E+00	3.024E+00	7.564E+00	6.048E-05	3.824E-05	9.564E-05	
Strike Probability, 1/yr				1.779E-04	9.623E-05	3.333E-04	
1.0E-5 1/yr design speed				135.	125.	146.	
1.0E-6 1/yr design speed				174.	164.	184.	
1.0E-7 1/yr design speed				207.	198.	217.	
39	92	3.684E+03	1.0000	74	68	68	
Point	2.873E+00	7.571E-01	1.090E+01	1.075E-03	2.833E-04	4.080E-03	
Line	6.516E+00	3.636E+00	1.168E+01	9.238E-05	5.155E-05	1.655E-04	
Strike Probability, 1/yr				1.168E-03	3.349E-04	4.246E-03	
1.0E-5 1/yr design speed				161.	141.	181.	
1.0E-6 1/yr design speed				196.	178.	216.	
1.0E-7 1/yr design speed				228.	210.	249.	
39	93	3.684E+03	1.0000	88	83	83	
Point	1.405E+00	4.873E-01	4.050E+00	6.253E-04	2.169E-04	1.803E-03	
Line	6.321E+00	3.842E+00	1.040E+01	1.066E-04	6.478E-05	1.753E-04	
Strike Probability, 1/yr				7.318E-04	2.817E-04	1.978E-03	
1.0E-5 1/yr design speed				155.	140.	171.	
1.0E-6 1/yr design speed				191.	177.	206.	
1.0E-7 1/yr design speed				223.	209.	239.	
39	94	3.684E+03	1.0000	159	146	150	
Point	8.322E-01	4.334E-01	1.598E+00	6.692E-04	3.485E-04	1.285E-03	
Line	5.172E+00	3.691E+00	7.247E+00	1.576E-04	1.124E-04	2.208E-04	
Strike Probability, 1/yr				8.268E-04	4.610E-04	1.506E-03	
1.0E-5 1/yr design speed				158.	149.	168.	
1.0E-6 1/yr design speed				193.	185.	203.	
1.0E-7 1/yr design speed				226.	216.	236.	

39	95	3.684E+03	1.0000	183	140	140	
Point		3.916E+00	1.741E+00	8.809E+00	3.625E-03	1.611E-03	8.153E-03
Line		9.616E+00	6.511E+00	1.420E+01	3.371E-04	2.283E-04	4.979E-04
Strike Probability, 1/yr					3.962E-03	1.840E-03	8.651E-03
1.0E-5	1/yr design speed				180.	168.	193.
1.0E-6	1/yr design speed				213.	201.	227.
1.0E-7	1/yr design speed				244.	232.	259.
39	96	3.684E+03	1.0000	119	95	95	
Point		1.181E+00	5.164E-01	2.703E+00	7.110E-04	3.108E-04	1.627E-03
Line		6.515E+00	4.212E+00	1.008E+01	1.485E-04	9.603E-05	2.297E-04
Strike Probability, 1/yr					8.596E-04	4.069E-04	1.856E-03
1.0E-5	1/yr design speed				158.	147.	171.
1.0E-6	1/yr design speed				194.	183.	206.
1.0E-7	1/yr design speed				226.	214.	238.
39	97	3.684E+03	1.0000	141	118	118	
Point		1.830E+00	8.380E-01	3.998E+00	1.305E-03	5.976E-04	2.851E-03
Line		7.588E+00	5.159E+00	1.116E+01	2.050E-04	1.394E-04	3.015E-04
Strike Probability, 1/yr					1.510E-03	7.369E-04	3.153E-03
1.0E-5	1/yr design speed				166.	155.	178.
1.0E-6	1/yr design speed				201.	190.	213.
1.0E-7	1/yr design speed				232.	221.	245.
39	98	3.684E+03	1.0000	135	118	118	
Point		1.031E+00	5.390E-01	1.973E+00	7.041E-04	3.680E-04	1.347E-03
Line		5.816E+00	4.291E+00	7.884E+00	1.504E-04	1.110E-04	2.039E-04
Strike Probability, 1/yr					8.546E-04	4.790E-04	1.551E-03
1.0E-5	1/yr design speed				158.	150.	168.
1.0E-6	1/yr design speed				194.	185.	203.
1.0E-7	1/yr design speed				226.	216.	236.
39	99	3.684E+03	1.0000	121	100	100	
Point		3.235E+00	1.169E+00	8.955E+00	1.980E-03	7.152E-04	5.480E-03
Line		6.376E+00	3.995E+00	1.018E+01	1.478E-04	9.262E-05	2.359E-04
Strike Probability, 1/yr					2.128E-03	8.078E-04	5.716E-03
1.0E-5	1/yr design speed				170.	155.	186.
1.0E-6	1/yr design speed				204.	189.	220.
1.0E-7	1/yr design speed				236.	221.	253.
39	100	3.684E+03	1.0000	103	77	77	
Point		3.792E-01	1.609E-01	8.936E-01	1.975E-04	8.381E-05	4.655E-04
Line		2.905E+00	1.891E+00	4.464E+00	5.733E-05	3.731E-05	8.808E-05
Strike Probability, 1/yr					2.548E-04	1.211E-04	5.536E-04
1.0E-5	1/yr design speed				139.	127.	152.
1.0E-6	1/yr design speed				177.	166.	189.
1.0E-7	1/yr design speed				210.	200.	222.
39	101	3.684E+03	1.0000	155	118	118	
Point		2.246E-01	1.128E-01	4.472E-01	1.761E-04	8.845E-05	3.506E-04
Line		1.684E+00	1.207E+00	2.348E+00	4.999E-05	3.584E-05	6.972E-05
Strike Probability, 1/yr					2.261E-04	1.243E-04	4.203E-04
1.0E-5	1/yr design speed				137.	127.	147.
1.0E-6	1/yr design speed				175.	166.	185.
1.0E-7	1/yr design speed				208.	200.	218.

39	102	3.684E+03	1.0000	85	65	65	
Point	7.198E-02	3.509E-02	1.477E-01	3.094E-05	1.508E-05	6.348E-05	
Line	1.369E+00	9.047E-01	2.072E+00	2.229E-05	1.473E-05	3.374E-05	
Strike Probability, 1/yr				5.324E-05	2.981E-05	9.722E-05	
1.0E-5 1/yr design speed				107.	92.	123.	
1.0E-6 1/yr design speed				150.	135.	165.	
1.0E-7 1/yr design speed				188.	174.	203.	
39	103	3.684E+03	1.0000	112	100	100	
Point	5.918E-02	3.240E-02	1.081E-01	3.352E-05	1.835E-05	6.123E-05	
Line	7.877E-01	5.832E-01	1.064E+00	1.690E-05	1.251E-05	2.283E-05	
Strike Probability, 1/yr				5.042E-05	3.087E-05	8.406E-05	
1.0E-5 1/yr design speed				105.	92.	119.	
1.0E-6 1/yr design speed				149.	135.	162.	
1.0E-7 1/yr design speed				187.	173.	200.	
39	104	3.684E+03	1.0000	310	280	280	
Point	3.623E-02	2.700E-02	4.862E-02	5.681E-05	4.233E-05	7.622E-05	
Line	7.154E-01	6.111E-01	8.374E-01	4.248E-05	3.629E-05	4.973E-05	
Strike Probability, 1/yr				9.929E-05	7.863E-05	1.260E-04	
1.0E-5 1/yr design speed				119.	111.	128.	
1.0E-6 1/yr design speed				161.	152.	170.	
1.0E-7 1/yr design speed				198.	188.	207.	
39	105	3.684E+03	1.0000	25	19	19	
Point	1.558E-02	6.383E-03	3.805E-02	1.970E-06	8.070E-07	4.811E-06	
Line	3.416E-01	2.297E-01	5.079E-01	1.636E-06	1.100E-06	2.432E-06	
Strike Probability, 1/yr				3.606E-06	1.907E-06	7.244E-06	
1.0E-5 1/yr design speed				60.	60.	60.	
1.0E-6 1/yr design speed				99.	82.	117.	
1.0E-7 1/yr design speed				143.	128.	160.	
39	106	3.684E+03	1.0000	1	1	1	
Point	1.875E-03	0.000E+00	0.000E+00	9.483E-09	0.000E+00	0.000E+00	
Line	1.000E-01	0.000E+00	0.000E+00	1.916E-08	0.000E+00	0.000E+00	
Strike Probability, 1/yr				2.864E-08	0.000E+00	0.000E+00	
1.0E-5 1/yr design speed				50.	50.	50.	
1.0E-6 1/yr design speed				50.	50.	50.	
1.0E-7 1/yr design speed				50.	50.	50.	
39	107	3.684E+03	1.0000	1	1	1	
Point	2.841E-02	0.000E+00	0.000E+00	1.437E-07	0.000E+00	0.000E+00	
Line	5.000E-01	0.000E+00	0.000E+00	9.579E-08	0.000E+00	0.000E+00	
Strike Probability, 1/yr				2.395E-07	0.000E+00	0.000E+00	
1.0E-5 1/yr design speed				60.	50.	50.	
1.0E-6 1/yr design speed				60.	50.	50.	
1.0E-7 1/yr design speed				89.	50.	50.	
39	108	3.684E+03	1.0000	4	3	4	
Point	5.722E-03	3.602E-03	9.089E-03	1.158E-07	7.286E-08	1.839E-07	
Line	2.212E-01	1.193E-01	4.100E-01	1.695E-07	9.142E-08	3.142E-07	
Strike Probability, 1/yr				2.852E-07	1.643E-07	4.981E-07	
1.0E-5 1/yr design speed				60.	60.	60.	
1.0E-6 1/yr design speed				60.	60.	60.	
1.0E-7 1/yr design speed				94.	79.	110.	
39	109	3.684E+03	1.0000	0	0	0	

39	110	3.684E+03	1.0000	3	3	3	
Point	3.010E-01	6.628E-04	1.367E+02	4.567E-06	1.006E-08	2.074E-03	
Line	3.911E+00	1.543E-01	9.913E+01	2.248E-06	8.867E-08	5.697E-05	
Strike Probability, 1/yr				6.814E-06	9.873E-08	2.131E-03	
1.0E-5 1/yr design speed				60.	50.	176.	
1.0E-6 1/yr design speed				111.	50.	213.	
1.0E-7 1/yr design speed				154.	50.	248.	
39	111	3.684E+03	1.0000	10	6	6	
Point	5.385E-01	8.640E-03	3.356E+01	2.724E-05	4.370E-07	1.697E-03	
Line	1.636E+00	4.151E-01	6.447E+00	3.134E-06	7.952E-07	1.235E-05	
Strike Probability, 1/yr				3.037E-05	1.232E-06	1.710E-03	
1.0E-5 1/yr design speed				93.	60.	173.	
1.0E-6 1/yr design speed				138.	72.	210.	
1.0E-7 1/yr design speed				177.	121.	245.	
39	112	3.684E+03	1.0000	2	2	2	
Point	1.707E-03	1.114E-03	2.615E-03	1.726E-08	1.127E-08	2.645E-08	
Line	2.000E-01	0.000E+00	0.000E+00	7.663E-08	0.000E+00	0.000E+00	
Strike Probability, 1/yr				9.389E-08	1.127E-08	2.645E-08	
1.0E-5 1/yr design speed				50.	50.	50.	
1.0E-6 1/yr design speed				50.	50.	50.	
1.0E-7 1/yr design speed				50.	50.	50.	
39	113	3.684E+03	1.0000	0	0	0	
39	114	3.684E+03	1.0000	6	2	4	
Point	1.707E-03	1.114E-03	2.615E-03	5.179E-08	3.380E-08	7.934E-08	
Line	1.759E-01	1.364E-01	2.268E-01	2.022E-07	1.568E-07	2.607E-07	
Strike Probability, 1/yr				2.540E-07	1.906E-07	3.401E-07	
1.0E-5 1/yr design speed				60.	60.	60.	
1.0E-6 1/yr design speed				60.	60.	60.	
1.0E-7 1/yr design speed				92.	83.	103.	
39	115	3.684E+03	1.0000	1	0	0	
39	116	3.684E+03	1.0000	0	0	0	
39	117	3.684E+03	1.0000	0	0	0	
39	118	3.684E+03	1.0000	4	2	2	
Point	3.578E-02	1.575E-04	8.125E+00	7.238E-07	3.187E-09	1.644E-04	
Line	2.326E+00	4.696E-02	1.152E+02	1.782E-06	3.599E-08	8.826E-05	
Strike Probability, 1/yr				2.506E-06	3.917E-08	2.526E-04	
1.0E-5 1/yr design speed				60.	50.	141.	
1.0E-6 1/yr design speed				92.	50.	181.	
1.0E-7 1/yr design speed				139.	50.	217.	
39	119	3.684E+03	1.0000	12	9	9	
Point	8.187E-02	1.173E-02	5.715E-01	4.969E-06	7.119E-07	3.468E-05	
Line	2.369E+00	6.106E-01	9.192E+00	5.446E-06	1.404E-06	2.113E-05	
Strike Probability, 1/yr				1.042E-05	2.116E-06	5.581E-05	
1.0E-5 1/yr design speed				66.	60.	111.	
1.0E-6 1/yr design speed				121.	85.	156.	
1.0E-7 1/yr design speed				162.	131.	194.	

39	120	3.684E+03	1.0000	1	1	1	
Point	5.682E-04	0.000E+00	0.000E+00	2.874E-09	0.000E+00	0.000E+00	0.000E+00
Line	1.000E-01	0.000E+00	0.000E+00	1.916E-08	0.000E+00	0.000E+00	0.000E+00
Strike Probability, 1/yr				2.203E-08	0.000E+00	0.000E+00	0.000E+00
1.0E-5 1/yr design speed				50.	50.	50.	50.
1.0E-6 1/yr design speed				50.	50.	50.	50.
1.0E-7 1/yr design speed				50.	50.	50.	50.
39	121	3.684E+03	1.0000	8	6	6	
Point	8.725E-02	8.392E-03	9.071E-01	3.530E-06	3.395E-07	3.670E-05	
Line	2.305E+00	4.905E-01	1.084E+01	3.533E-06	7.517E-07	1.661E-05	
Strike Probability, 1/yr				7.063E-06	1.091E-06	5.331E-05	
1.0E-5 1/yr design speed				60.	60.	110.	
1.0E-6 1/yr design speed				113.	68.	155.	
1.0E-7 1/yr design speed				156.	119.	193.	
39	122	3.684E+03	1.0000	4	3	4	
Point	5.866E-02	1.411E-02	2.439E-01	1.187E-06	2.855E-07	4.933E-06	
Line	1.227E+00	3.345E-01	4.501E+00	9.403E-07	2.563E-07	3.449E-06	
Strike Probability, 1/yr				2.127E-06	5.418E-07	8.382E-06	
1.0E-5 1/yr design speed				60.	60.	60.	
1.0E-6 1/yr design speed				86.	60.	120.	
1.0E-7 1/yr design speed				134.	104.	163.	
39	123	3.316E+03	0.9000	2	2	2	
Point	2.068E-01	4.221E-02	1.013E+00	2.325E-06	4.744E-07	1.139E-05	
Line	1.850E+00	1.683E+00	2.034E+00	7.876E-07	7.163E-07	8.659E-07	
Strike Probability, 1/yr				3.112E-06	1.191E-06	1.225E-05	
1.0E-5 1/yr design speed				60.	60.	73.	
1.0E-6 1/yr design speed				94.	70.	126.	
1.0E-7 1/yr design speed				139.	120.	167.	
39	124	1.842E+02	0.0500	0	0	0	
40	71	1.815E+02	0.0500	0	0	0	
40	72	7.261E+02	0.2000	9	8	8	
Point	6.666E-03	4.471E-03	9.939E-03	1.540E-06	1.033E-06	2.295E-06	
Line	6.305E-01	2.720E-01	1.461E+00	5.516E-06	2.380E-06	1.279E-05	
Strike Probability, 1/yr				7.055E-06	3.412E-06	1.508E-05	
1.0E-5 1/yr design speed				60.	60.	83.	
1.0E-6 1/yr design speed				119.	102.	136.	
1.0E-7 1/yr design speed				159.	145.	172.	
40	73	1.089E+03	0.3000	16	14	14	
Point	7.568E-02	3.162E-02	1.812E-01	2.072E-05	8.654E-06	4.959E-05	
Line	1.370E+00	6.732E-01	2.788E+00	1.420E-05	6.980E-06	2.891E-05	
Strike Probability, 1/yr				3.492E-05	1.563E-05	7.850E-05	
1.0E-5 1/yr design speed				100.	80.	118.	
1.0E-6 1/yr design speed				144.	129.	159.	
1.0E-7 1/yr design speed				180.	167.	194.	

40	74	3.631E+03	1.0000	78	74	74
Point	3.554E-01	1.771E-01	7.131E-01	1.423E-04	7.089E-05	2.854E-04
Line	2.762E+00	1.944E+00	3.926E+00	4.188E-05	2.947E-05	5.953E-05
Strike Probability, 1/yr				1.841E-04	1.004E-04	3.450E-04
1.0E-5 1/yr design speed				130.	119.	142.
1.0E-6 1/yr design speed				169.	158.	180.
1.0E-7 1/yr design speed				204.	193.	216.

40	75	3.631E+03	1.0000	83	77	77
Point	2.703E-01	1.531E-01	4.770E-01	1.151E-04	6.523E-05	2.032E-04
Line	2.705E+00	2.053E+00	3.564E+00	4.365E-05	3.313E-05	5.751E-05
Strike Probability, 1/yr				1.588E-04	9.836E-05	2.607E-04
1.0E-5 1/yr design speed				128.	119.	138.
1.0E-6 1/yr design speed				167.	158.	177.
1.0E-7 1/yr design speed				202.	193.	212.

40	76	3.631E+03	1.0000	77	67	67
Point	2.751E-01	1.431E-01	5.286E-01	1.087E-04	5.656E-05	2.089E-04
Line	2.834E+00	1.988E+00	4.040E+00	4.242E-05	2.976E-05	6.047E-05
Strike Probability, 1/yr				1.511E-04	8.632E-05	2.694E-04
1.0E-5 1/yr design speed				128.	116.	139.
1.0E-6 1/yr design speed				166.	156.	177.
1.0E-7 1/yr design speed				202.	191.	212.

40	77	3.631E+03	1.0000	37	30	30
Point	5.556E-01	1.579E-01	1.955E+00	1.055E-04	2.998E-05	3.712E-04
Line	2.383E+00	1.543E+00	3.681E+00	1.714E-05	1.110E-05	2.648E-05
Strike Probability, 1/yr				1.226E-04	4.108E-05	3.977E-04
1.0E-5 1/yr design speed				122.	101.	143.
1.0E-6 1/yr design speed				162.	143.	182.
1.0E-7 1/yr design speed				198.	180.	218.

40	78	3.631E+03	1.0000	45	37	37
Point	2.685E-01	1.412E-01	5.105E-01	6.201E-05	3.261E-05	1.179E-04
Line	3.419E+00	2.303E+00	5.076E+00	2.991E-05	2.015E-05	4.441E-05
Strike Probability, 1/yr				9.192E-05	5.276E-05	1.623E-04
1.0E-5 1/yr design speed				122.	111.	132.
1.0E-6 1/yr design speed				163.	154.	172.
1.0E-7 1/yr design speed				198.	189.	207.

40	79	3.631E+03	1.0000	71	58	58
Point	6.091E-01	2.692E-01	1.378E+00	2.219E-04	9.810E-05	5.021E-04
Line	4.160E+00	2.710E+00	6.385E+00	5.742E-05	3.741E-05	8.812E-05
Strike Probability, 1/yr				2.793E-04	1.355E-04	5.902E-04
1.0E-5 1/yr design speed				140.	128.	153.
1.0E-6 1/yr design speed				178.	167.	189.
1.0E-7 1/yr design speed				211.	201.	223.

40	80	3.631E+03	1.0000	58	50	50
Point	4.381E-01	1.627E-01	1.180E+00	1.304E-04	4.842E-05	3.512E-04
Line	3.311E+00	2.048E+00	5.354E+00	3.733E-05	2.309E-05	6.037E-05
Strike Probability, 1/yr				1.677E-04	7.151E-05	4.115E-04
1.0E-5 1/yr design speed				132.	117.	146.
1.0E-6 1/yr design speed				170.	158.	184.
1.0E-7 1/yr design speed				204.	193.	218.

40	81	3.631E+03	1.0000	57	46	46	
Point	5.248E-01	2.131E-01	1.292E+00	1.535E-04	6.235E-05	3.781E-04	
Line	3.317E+00	2.102E+00	5.235E+00	3.676E-05	2.329E-05	5.800E-05	
Strike Probability, 1/yr				1.903E-04	8.564E-05	4.361E-04	
1.0E-5 1/yr design speed				133.	120.	147.	
1.0E-6 1/yr design speed				172.	160.	184.	
1.0E-7 1/yr design speed				205.	194.	218.	

40	82	3.631E+03	1.0000	104	89	89	
Point	9.209E-01	4.443E-01	1.909E+00	4.915E-04	2.371E-04	1.019E-03	
Line	5.973E+00	3.970E+00	8.986E+00	1.208E-04	8.026E-05	1.817E-04	
Strike Probability, 1/yr				6.123E-04	3.174E-04	1.200E-03	
1.0E-5 1/yr design speed				154.	143.	164.	
1.0E-6 1/yr design speed				189.	179.	200.	
1.0E-7 1/yr design speed				222.	211.	233.	

40	83	3.631E+03	1.0000	77	66	66	
Point	7.983E-01	3.300E-01	1.931E+00	3.155E-04	1.304E-04	7.631E-04	
Line	3.824E+00	2.396E+00	6.103E+00	5.724E-05	3.587E-05	9.136E-05	
Strike Probability, 1/yr				3.727E-04	1.663E-04	8.545E-04	
1.0E-5 1/yr design speed				144.	131.	158.	
1.0E-6 1/yr design speed				181.	169.	194.	
1.0E-7 1/yr design speed				214.	202.	227.	

40	84	3.631E+03	1.0000	101	83	84	
Point	1.048E+00	4.203E-01	2.611E+00	5.430E-04	2.179E-04	1.353E-03	
Line	5.858E+00	3.639E+00	9.430E+00	1.150E-04	7.145E-05	1.851E-04	
Strike Probability, 1/yr				6.580E-04	2.893E-04	1.538E-03	
1.0E-5 1/yr design speed				154.	141.	168.	
1.0E-6 1/yr design speed				190.	178.	203.	
1.0E-7 1/yr design speed				222.	210.	236.	

40	85	3.631E+03	1.0000	138	98	98	
Point	1.347E+00	5.441E-01	3.337E+00	9.543E-04	3.854E-04	2.363E-03	
Line	7.056E+00	4.498E+00	1.107E+01	1.893E-04	1.207E-04	2.969E-04	
Strike Probability, 1/yr				1.144E-03	5.061E-04	2.660E-03	
1.0E-5 1/yr design speed				163.	151.	176.	
1.0E-6 1/yr design speed				198.	186.	211.	
1.0E-7 1/yr design speed				229.	217.	243.	

40	86	3.631E+03	1.0000	148	103	103	
Point	2.321E+00	9.496E-01	5.673E+00	1.763E-03	7.213E-04	4.309E-03	
Line	7.227E+00	4.768E+00	1.095E+01	2.079E-04	1.372E-04	3.152E-04	
Strike Probability, 1/yr				1.971E-03	8.585E-04	4.624E-03	
1.0E-5 1/yr design speed				170.	157.	184.	
1.0E-6 1/yr design speed				204.	191.	218.	
1.0E-7 1/yr design speed				235.	223.	250.	

40	87	3.631E+03	1.0000	101	79	79	
Point	1.669E+00	5.440E-01	5.121E+00	8.652E-04	2.820E-04	2.655E-03	
Line	4.886E+00	2.951E+00	8.090E+00	9.594E-05	5.795E-05	1.588E-04	
Strike Probability, 1/yr				9.611E-04	3.399E-04	2.814E-03	
1.0E-5 1/yr design speed				158.	142.	176.	
1.0E-6 1/yr design speed				193.	178.	210.	
1.0E-7 1/yr design speed				226.	211.	243.	

40	88	3.631E+03	1.0000	175	146	146	
Point	1.035E+00	4.726E-01	2.266E+00	9.294E-04	4.244E-04	2.035E-03	
Line	5.656E+00	3.788E+00	8.445E+00	1.924E-04	1.289E-04	2.873E-04	
Strike Probability, 1/yr				1.122E-03	5.533E-04	2.323E-03	
1.0E-5 1/yr design speed				163.	152.	174.	
1.0E-6 1/yr design speed				198.	187.	209.	
1.0E-7 1/yr design speed				229.	218.	242.	

40	89	3.631E+03	1.0000	178	148	148	
Point	1.583E+00	6.853E-01	3.659E+00	1.447E-03	6.260E-04	3.342E-03	
Line	5.514E+00	3.719E+00	8.176E+00	1.908E-04	1.287E-04	2.829E-04	
Strike Probability, 1/yr				1.637E-03	7.547E-04	3.625E-03	
1.0E-5 1/yr design speed				167.	155.	180.	
1.0E-6 1/yr design speed				202.	190.	215.	
1.0E-7 1/yr design speed				233.	221.	247.	

40	90	3.631E+03	1.0000	142	115	115	
Point	7.106E+00	2.156E+00	2.342E+01	5.179E-03	1.571E-03	1.707E-02	
Line	9.697E+00	6.086E+00	1.545E+01	2.677E-04	1.680E-04	4.265E-04	
Strike Probability, 1/yr				5.447E-03	1.739E-03	1.750E-02	
1.0E-5 1/yr design speed				184.	166.	203.	
1.0E-6 1/yr design speed				217.	200.	236.	
1.0E-7 1/yr design speed				248.	230.	268.	

40	91	3.631E+03	1.0000	114	95	95	
Point	4.694E+00	1.496E+00	1.473E+01	2.747E-03	8.751E-04	8.620E-03	
Line	1.358E+01	7.532E+00	2.450E+01	3.010E-04	1.669E-04	5.429E-04	
Strike Probability, 1/yr				3.048E-03	1.042E-03	9.163E-03	
1.0E-5 1/yr design speed				176.	160.	194.	
1.0E-6 1/yr design speed				210.	194.	228.	
1.0E-7 1/yr design speed				241.	225.	260.	

40	92	3.631E+03	1.0000	76	73	73	
Point	1.103E+00	4.778E-01	2.544E+00	4.300E-04	1.864E-04	9.922E-04	
Line	7.382E+00	4.900E+00	1.112E+01	1.091E-04	7.240E-05	1.643E-04	
Strike Probability, 1/yr				5.391E-04	2.588E-04	1.157E-03	
1.0E-5 1/yr design speed				152.	140.	164.	
1.0E-6 1/yr design speed				187.	177.	199.	
1.0E-7 1/yr design speed				220.	209.	232.	

40	93	3.631E+03	1.0000	86	79	79	
Point	2.396E+00	7.865E-01	7.296E+00	1.057E-03	3.472E-04	3.220E-03	
Line	7.569E+00	4.530E+00	1.265E+01	1.265E-04	7.573E-05	2.115E-04	
Strike Probability, 1/yr				1.184E-03	4.229E-04	3.432E-03	
1.0E-5 1/yr design speed				162.	146.	179.	
1.0E-6 1/yr design speed				197.	182.	213.	
1.0E-7 1/yr design speed				229.	214.	246.	

40	94	3.631E+03	1.0000	106	95	95	
Point	3.452E+00	1.261E+00	9.447E+00	1.878E-03	6.861E-04	5.139E-03	
Line	7.770E+00	4.985E+00	1.211E+01	1.601E-04	1.027E-04	2.496E-04	
Strike Probability, 1/yr				2.038E-03	7.888E-04	5.389E-03	
1.0E-5 1/yr design speed				170.	155.	185.	
1.0E-6 1/yr design speed				204.	189.	220.	
1.0E-7 1/yr design speed				235.	221.	252.	

40	95	3.631E+03	1.0000	128	113	113	
Point	1.585E+00	6.673E-01	3.766E+00	1.041E-03	4.384E-04	2.474E-03	
Line	5.695E+00	3.786E+00	8.565E+00	1.417E-04	9.421E-05	2.131E-04	
Strike Probability, 1/yr				1.183E-03	5.326E-04	2.687E-03	
1.0E-5 1/yr design speed				162.	150.	176.	
1.0E-6 1/yr design speed				197.	185.	210.	
1.0E-7 1/yr design speed				229.	217.	243.	
40	96	3.631E+03	1.0000	137	118	118	
Point	6.789E-01	3.242E-01	1.422E+00	4.773E-04	2.279E-04	9.995E-04	
Line	7.969E+00	4.989E+00	1.273E+01	2.122E-04	1.329E-04	3.390E-04	
Strike Probability, 1/yr				6.896E-04	3.608E-04	1.339E-03	
1.0E-5 1/yr design speed				158.	148.	169.	
1.0E-6 1/yr design speed				193.	184.	204.	
1.0E-7 1/yr design speed				225.	215.	236.	
40	97	3.631E+03	1.0000	179	153	153	
Point	1.450E+00	7.095E-01	2.963E+00	1.332E-03	6.518E-04	2.722E-03	
Line	1.059E+01	6.818E+00	1.645E+01	3.685E-04	2.372E-04	5.723E-04	
Strike Probability, 1/yr				1.700E-03	8.890E-04	3.294E-03	
1.0E-5 1/yr design speed				170.	160.	181.	
1.0E-6 1/yr design speed				204.	195.	215.	
1.0E-7 1/yr design speed				235.	225.	247.	
40	98	3.631E+03	1.0000	250	207	207	
Point	4.551E-01	2.685E-01	7.714E-01	5.839E-04	3.444E-04	9.897E-04	
Line	5.464E+00	3.978E+00	7.507E+00	2.656E-04	1.933E-04	3.648E-04	
Strike Probability, 1/yr				8.494E-04	5.378E-04	1.355E-03	
1.0E-5 1/yr design speed				161.	154.	169.	
1.0E-6 1/yr design speed				196.	189.	204.	
1.0E-7 1/yr design speed				228.	220.	236.	
40	99	3.631E+03	1.0000	147	122	122	
Point	1.811E-01	1.003E-01	3.271E-01	1.367E-04	7.567E-05	2.468E-04	
Line	3.219E+00	2.191E+00	4.729E+00	9.198E-05	6.260E-05	1.351E-04	
Strike Probability, 1/yr				2.286E-04	1.383E-04	3.820E-04	
1.0E-5 1/yr design speed				141.	132.	150.	
1.0E-6 1/yr design speed				179.	171.	187.	
1.0E-7 1/yr design speed				212.	204.	220.	
40	100	3.631E+03	1.0000	97	82	82	
Point	5.996E-01	2.470E-01	1.456E+00	2.985E-04	1.230E-04	7.246E-04	
Line	4.959E+00	3.024E+00	8.135E+00	9.352E-05	5.701E-05	1.534E-04	
Strike Probability, 1/yr				3.920E-04	1.800E-04	8.780E-04	
1.0E-5 1/yr design speed				147.	134.	160.	
1.0E-6 1/yr design speed				184.	173.	196.	
1.0E-7 1/yr design speed				216.	205.	229.	
40	101	3.631E+03	1.0000	88	66	66	
Point	3.456E-01	1.204E-01	9.924E-01	1.561E-04	5.436E-05	4.482E-04	
Line	4.003E+00	2.166E+00	7.398E+00	6.848E-05	3.706E-05	1.266E-04	
Strike Probability, 1/yr				2.246E-04	9.141E-05	5.748E-04	
1.0E-5 1/yr design speed				139.	124.	154.	
1.0E-6 1/yr design speed				177.	164.	191.	
1.0E-7 1/yr design speed				210.	198.	224.	

40	102	3.631E+03	1.0000	142	110	110	
Point	4.302E-02	2.616E-02	7.075E-02	3.135E-05	1.906E-05	5.156E-05	
Line	1.001E+00	7.285E-01	1.376E+00	2.764E-05	2.011E-05	3.799E-05	
Strike Probability, 1/yr				5.899E-05	3.917E-05	8.955E-05	
1.0E-5 1/yr design speed				109.	98.	122.	
1.0E-6 1/yr design speed				152.	140.	164.	
1.0E-7 1/yr design speed				190.	178.	202.	
40	103	3.631E+03	1.0000	136	107	107	
Point	4.837E-02	2.922E-02	8.008E-02	3.376E-05	2.039E-05	5.589E-05	
Line	8.586E-01	6.296E-01	1.171E+00	2.270E-05	1.665E-05	3.096E-05	
Strike Probability, 1/yr				5.646E-05	3.704E-05	8.685E-05	
1.0E-5 1/yr design speed				108.	96.	121.	
1.0E-6 1/yr design speed				151.	139.	163.	
1.0E-7 1/yr design speed				189.	177.	201.	
40	104	3.631E+03	1.0000	207	186	186	
Point	4.478E-02	3.067E-02	6.540E-02	4.758E-05	3.258E-05	6.947E-05	
Line	9.505E-01	7.592E-01	1.190E+00	3.825E-05	3.055E-05	4.788E-05	
Strike Probability, 1/yr				8.582E-05	6.313E-05	1.174E-04	
1.0E-5 1/yr design speed				117.	107.	127.	
1.0E-6 1/yr design speed				158.	148.	169.	
1.0E-7 1/yr design speed				196.	185.	206.	
40	105	3.631E+03	1.0000	29	28	28	
Point	3.127E-02	1.564E-02	6.253E-02	4.654E-06	2.328E-06	9.307E-06	
Line	1.066E+00	6.167E-01	1.842E+00	6.009E-06	3.477E-06	1.039E-05	
Strike Probability, 1/yr				1.066E-05	5.804E-06	1.969E-05	
1.0E-5 1/yr design speed				67.	60.	87.	
1.0E-6 1/yr design speed				122.	106.	138.	
1.0E-7 1/yr design speed				163.	148.	178.	
40	106	3.631E+03	1.0000	2	2	2	
Point	7.075E-03	5.527E-03	9.056E-03	7.262E-08	5.674E-08	9.295E-08	
Line	3.000E-01	0.000E+00	0.000E+00	1.166E-07	0.000E+00	0.000E+00	
Strike Probability, 1/yr				1.893E-07	5.674E-08	9.295E-08	
1.0E-5 1/yr design speed				60.	50.	50.	
1.0E-6 1/yr design speed				60.	50.	50.	
1.0E-7 1/yr design speed				84.	50.	50.	
40	107	3.631E+03	1.0000	4	3	3	
Point	6.586E-03	2.222E-03	1.952E-02	1.352E-07	4.561E-08	4.008E-07	
Line	3.899E-01	1.646E-01	9.235E-01	3.032E-07	1.280E-07	7.181E-07	
Strike Probability, 1/yr				4.384E-07	1.736E-07	1.119E-06	
1.0E-5 1/yr design speed				60.	60.	60.	
1.0E-6 1/yr design speed				60.	60.	70.	
1.0E-7 1/yr design speed				104.	81.	128.	
40	108	3.631E+03	1.0000	1	1	1	
Point	5.682E-03	0.000E+00	0.000E+00	2.916E-08	0.000E+00	0.000E+00	
Line	2.000E-01	0.000E+00	0.000E+00	3.888E-08	0.000E+00	0.000E+00	
Strike Probability, 1/yr				6.804E-08	0.000E+00	0.000E+00	
1.0E-5 1/yr design speed				50.	50.	50.	
1.0E-6 1/yr design speed				50.	50.	50.	
1.0E-7 1/yr design speed				50.	50.	50.	

40	109	3.631E+03	1.0000	7	6	6	
Point	3.904E-02	4.134E-03	3.686E-01	1.402E-06	1.485E-07	1.324E-05	
Line	1.399E+00	3.776E-01	5.181E+00	1.903E-06	5.138E-07	7.050E-06	
Strike Probability, 1/yr				3.306E-06	6.623E-07	2.029E-05	
1.0E-5 1/yr design speed				60.	60.	87.	
1.0E-6 1/yr design speed				98.	60.	137.	
1.0E-7 1/yr design speed				143.	110.	178.	
40	110	3.631E+03	1.0000	2	1	1	
Point	7.955E-04	0.000E+00	0.000E+00	8.165E-09	0.000E+00	0.000E+00	
Line	2.000E-01	0.000E+00	0.000E+00	7.776E-08	0.000E+00	0.000E+00	
Strike Probability, 1/yr				8.593E-08	0.000E+00	0.000E+00	
1.0E-5 1/yr design speed				50.	50.	50.	
1.0E-6 1/yr design speed				50.	50.	50.	
1.0E-7 1/yr design speed				50.	50.	50.	
40	111	3.631E+03	1.0000	17	13	13	
Point	1.193E-01	1.232E-02	1.155E+00	1.041E-05	1.075E-06	1.008E-04	
Line	1.183E+00	4.512E-01	3.102E+00	3.910E-06	1.491E-06	1.025E-05	
Strike Probability, 1/yr				1.432E-05	2.566E-06	1.110E-04	
1.0E-5 1/yr design speed				76.	60.	124.	
1.0E-6 1/yr design speed				125.	89.	166.	
1.0E-7 1/yr design speed				166.	133.	203.	
40	112	3.631E+03	1.0000	10	9	9	
Point	4.938E-02	4.300E-03	5.671E-01	2.534E-06	2.207E-07	2.911E-05	
Line	7.375E-01	2.332E-01	2.333E+00	1.434E-06	4.533E-07	4.535E-06	
Strike Probability, 1/yr				3.968E-06	6.740E-07	3.364E-05	
1.0E-5 1/yr design speed				60.	60.	99.	
1.0E-6 1/yr design speed				101.	60.	145.	
1.0E-7 1/yr design speed				144.	109.	185.	
40	113	3.631E+03	1.0000	2	0	0	
40	114	3.631E+03	1.0000	2	2	2	
Point	1.017E+01	3.321E-05	3.115E+06	1.044E-04	3.408E-10	3.197E+01	
Line	4.342E+00	9.706E-02	1.942E+02	1.688E-06	3.774E-08	7.551E-05	
Strike Probability, 1/yr				1.061E-04	3.808E-08	3.197E+01	
1.0E-5 1/yr design speed				118.	50.	319.	
1.0E-6 1/yr design speed				159.	50.	350.	
1.0E-7 1/yr design speed				196.	50.	380.	
40	115	3.631E+03	1.0000	5	5	5	
Point	8.016E-02	1.228E-03	5.233E+00	2.057E-06	3.151E-08	1.343E-04	
Line	1.131E+00	1.685E-01	7.588E+00	1.099E-06	1.638E-07	7.375E-06	
Strike Probability, 1/yr				3.156E-06	1.953E-07	1.417E-04	
1.0E-5 1/yr design speed				60.	60.	128.	
1.0E-6 1/yr design speed				95.	60.	170.	
1.0E-7 1/yr design speed				140.	84.	207.	
40	116	3.631E+03	1.0000	3	3	3	
Point	1.324E-02	1.390E-03	1.261E-01	2.038E-07	2.139E-08	1.942E-06	
Line	5.866E-01	1.778E-01	1.935E+00	3.421E-07	1.037E-07	1.129E-06	
Strike Probability, 1/yr				5.459E-07	1.251E-07	3.071E-06	
1.0E-5 1/yr design speed				60.	60.	60.	
1.0E-6 1/yr design speed				60.	60.	98.	
1.0E-7 1/yr design speed				109.	73.	145.	

40	117	3.631E+03	1.0000	1	0	0		
40	118	3.631E+03	1.0000	0	0	0		
40	119	3.631E+03	1.0000	1	1	1		
Point		2.300E-01	0.000E+00	0.000E+00	1.181E-06	0.000E+00	0.000E+00	0.000E+00
Line		1.227E+01	0.000E+00	0.000E+00	2.385E-06	0.000E+00	0.000E+00	0.000E+00
Strike Probability, 1/yr					3.566E-06	0.000E+00	0.000E+00	0.000E+00
1.0E-5	1/yr design speed				60.	50.	50.	50.
1.0E-6	1/yr design speed				100.	50.	50.	50.
1.0E-7	1/yr design speed				145.	50.	50.	50.
40	120	3.631E+03	1.0000	0	0	0		
40	121	3.631E+03	1.0000	0	0	0		
40	122	3.631E+03	1.0000	4	1	1		
Point		1.705E-04	0.000E+00	0.000E+00	3.499E-09	0.000E+00	0.000E+00	0.000E+00
Line		1.000E-01	0.000E+00	0.000E+00	7.776E-08	0.000E+00	0.000E+00	0.000E+00
Strike Probability, 1/yr					8.126E-08	0.000E+00	0.000E+00	0.000E+00
1.0E-5	1/yr design speed				50.	50.	50.	50.
1.0E-6	1/yr design speed				50.	50.	50.	50.
1.0E-7	1/yr design speed				50.	50.	50.	50.
40	123	3.631E+03	1.0000	0	0	0		
40	124	7.261E+02	0.2000	1	1	1		
Point		2.273E-01	0.000E+00	0.000E+00	5.832E-06	0.000E+00	0.000E+00	0.000E+00
Line		2.000E+00	0.000E+00	0.000E+00	1.944E-06	0.000E+00	0.000E+00	0.000E+00
Strike Probability, 1/yr					7.776E-06	0.000E+00	0.000E+00	0.000E+00
1.0E-5	1/yr design speed				60.	50.	50.	50.
1.0E-6	1/yr design speed				113.	50.	50.	50.
1.0E-7	1/yr design speed				155.	50.	50.	50.
41	69	1.788E+02	0.0500	0	0	0		
Point		0.000E+00	0.000E+00	0.000E+00	0.000E+00	0.000E+00	0.000E+00	0.000E+00
Line		0.000E+00	0.000E+00	0.000E+00	0.000E+00	0.000E+00	0.000E+00	0.000E+00
Strike Probability, 1/yr					0.000E+00	0.000E+00	0.000E+00	0.000E+00
1.0E-5	1/yr design speed				0.	0.	0.	0.
1.0E-6	1/yr design speed				0.	0.	0.	0.
1.0E-7	1/yr design speed				0.	0.	0.	0.
41	70	3.576E+02	0.1000	9	8	8		
Point		2.241E-02	3.159E-03	1.590E-01	1.051E-05	1.482E-06	7.454E-05	
Line		7.567E-01	2.304E-01	2.486E+00	1.344E-05	4.093E-06	4.415E-05	
Strike Probability, 1/yr					2.395E-05	5.574E-06	1.187E-04	
1.0E-5	1/yr design speed				93.	60.	126.	
1.0E-6	1/yr design speed				139.	113.	165.	
1.0E-7	1/yr design speed				176.	153.	200.	

41	71	1.430E+03	0.4000	14	14	14	
Point	4.364E-01	6.988E-02	2.725E+00	7.958E-05	1.274E-05	4.970E-04	
Line	1.985E+00	9.022E-01	4.367E+00	1.371E-05	6.233E-06	3.017E-05	
Strike Probability, 1/yr				9.330E-05	1.898E-05	5.272E-04	
1.0E-5 1/yr design speed				116.	83.	148.	
1.0E-6 1/yr design speed				157.	131.	186.	
1.0E-7 1/yr design speed				194.	169.	223.	
41	72	2.861E+03	0.8000	41	33	33	
Point	4.837E-01	1.244E-01	1.880E+00	1.292E-04	3.323E-05	5.021E-04	
Line	3.286E+00	1.614E+00	6.689E+00	3.324E-05	1.633E-05	6.766E-05	
Strike Probability, 1/yr				1.624E-04	4.956E-05	5.697E-04	
1.0E-5 1/yr design speed				128.	105.	150.	
1.0E-6 1/yr design speed				167.	147.	188.	
1.0E-7 1/yr design speed				203.	183.	224.	
41	73	3.218E+03	0.9000	56	51	51	
Point	1.483E-01	7.150E-02	3.075E-01	4.807E-05	2.318E-05	9.970E-05	
Line	2.657E+00	1.631E+00	4.326E+00	3.263E-05	2.004E-05	5.313E-05	
Strike Probability, 1/yr				8.070E-05	4.322E-05	1.528E-04	
1.0E-5 1/yr design speed				117.	104.	130.	
1.0E-6 1/yr design speed				158.	147.	169.	
1.0E-7 1/yr design speed				193.	182.	204.	
41	74	3.576E+03	1.0000	33	30	30	
Point	4.576E-01	1.768E-01	1.184E+00	7.869E-05	3.040E-05	2.037E-04	
Line	3.492E+00	1.964E+00	6.208E+00	2.275E-05	1.280E-05	4.044E-05	
Strike Probability, 1/yr				1.014E-04	4.320E-05	2.441E-04	
1.0E-5 1/yr design speed				119.	102.	136.	
1.0E-6 1/yr design speed				159.	144.	175.	
1.0E-7 1/yr design speed				195.	181.	211.	
41	75	3.576E+03	1.0000	35	33	33	
Point	5.759E-01	1.677E-01	1.978E+00	1.050E-04	3.059E-05	3.607E-04	
Line	2.595E+00	1.481E+00	4.547E+00	1.792E-05	1.023E-05	3.141E-05	
Strike Probability, 1/yr				1.230E-04	4.081E-05	3.921E-04	
1.0E-5 1/yr design speed				122.	100.	143.	
1.0E-6 1/yr design speed				162.	143.	182.	
1.0E-7 1/yr design speed				198.	180.	218.	
41	76	3.576E+03	1.0000	59	55	55	
Point	1.001E+00	3.999E-01	2.504E+00	3.076E-04	1.229E-04	7.698E-04	
Line	4.187E+00	2.762E+00	6.347E+00	4.876E-05	3.216E-05	7.392E-05	
Strike Probability, 1/yr				3.564E-04	1.551E-04	8.437E-04	
1.0E-5 1/yr design speed				141.	126.	157.	
1.0E-6 1/yr design speed				179.	164.	194.	
1.0E-7 1/yr design speed				214.	200.	230.	
41	77	3.576E+03	1.0000	23	23	23	
Point	3.747E+00	7.381E-01	1.902E+01	4.490E-04	8.846E-05	2.279E-03	
Line	5.367E+00	2.940E+00	9.795E+00	2.436E-05	1.335E-05	4.447E-05	
Strike Probability, 1/yr				4.734E-04	1.018E-04	2.324E-03	
1.0E-5 1/yr design speed				144.	116.	173.	
1.0E-6 1/yr design speed				183.	156.	210.	
1.0E-7 1/yr design speed				219.	193.	246.	

41	78	3.576E+03	1.0000	32	29	29	
Point	6.796E+00	1.333E+00	3.465E+01	1.133E-03	2.223E-04	5.777E-03	
Line	6.989E+00	3.700E+00	1.320E+01	4.414E-05	2.337E-05	8.337E-05	
Strike Probability, 1/yr				1.177E-03	2.456E-04	5.861E-03	
1.0E-5 1/yr design speed				160.	135.	186.	
1.0E-6 1/yr design speed				195.	172.	220.	
1.0E-7 1/yr design speed				227.	204.	253.	
41	79	3.576E+03	1.0000	47	40	40	
Point	2.206E+00	7.253E-01	6.710E+00	5.403E-04	1.776E-04	1.643E-03	
Line	6.087E+00	3.825E+00	9.688E+00	5.647E-05	3.548E-05	8.987E-05	
Strike Probability, 1/yr				5.967E-04	2.131E-04	1.733E-03	
1.0E-5 1/yr design speed				151.	134.	168.	
1.0E-6 1/yr design speed				186.	171.	203.	
1.0E-7 1/yr design speed				219.	204.	236.	
41	80	3.218E+03	0.9000	89	74	74	
Point	1.754E+00	7.118E-01	4.323E+00	9.039E-04	3.668E-04	2.228E-03	
Line	6.998E+00	4.591E+00	1.067E+01	1.366E-04	8.960E-05	2.082E-04	
Strike Probability, 1/yr				1.040E-03	4.564E-04	2.436E-03	
1.0E-5 1/yr design speed				160.	148.	174.	
1.0E-6 1/yr design speed				195.	183.	209.	
1.0E-7 1/yr design speed				227.	215.	242.	
41	81	2.146E+03	0.6000	60	51	51	
Point	3.885E-01	1.858E-01	8.123E-01	2.024E-04	9.681E-05	4.233E-04	
Line	3.466E+00	2.262E+00	5.311E+00	6.841E-05	4.464E-05	1.048E-04	
Strike Probability, 1/yr				2.708E-04	1.415E-04	5.281E-04	
1.0E-5 1/yr design speed				141.	130.	152.	
1.0E-6 1/yr design speed				178.	169.	189.	
1.0E-7 1/yr design speed				211.	202.	222.	
41	82	1.430E+03	0.4000	75	65	65	
Point	7.831E-01	3.074E-01	1.995E+00	7.651E-04	3.003E-04	1.949E-03	
Line	5.865E+00	3.400E+00	1.012E+01	2.171E-04	1.258E-04	3.745E-04	
Strike Probability, 1/yr				9.821E-04	4.261E-04	2.324E-03	
1.0E-5 1/yr design speed				162.	149.	175.	
1.0E-6 1/yr design speed				197.	185.	210.	
1.0E-7 1/yr design speed				228.	216.	242.	
41	83	3.218E+03	0.9000	90	79	79	
Point	7.236E-01	3.048E-01	1.718E+00	3.770E-04	1.588E-04	8.950E-04	
Line	5.643E+00	3.424E+00	9.300E+00	1.114E-04	6.758E-05	1.836E-04	
Strike Probability, 1/yr				4.884E-04	2.264E-04	1.079E-03	
1.0E-5 1/yr design speed				151.	138.	163.	
1.0E-6 1/yr design speed				187.	176.	199.	
1.0E-7 1/yr design speed				219.	208.	232.	
41	84	3.576E+03	1.0000	97	77	77	
Point	1.956E+00	7.749E-01	4.939E+00	9.888E-04	3.917E-04	2.496E-03	
Line	6.973E+00	4.579E+00	1.062E+01	1.335E-04	8.767E-05	2.033E-04	
Strike Probability, 1/yr				1.122E-03	4.793E-04	2.699E-03	
1.0E-5 1/yr design speed				161.	148.	175.	
1.0E-6 1/yr design speed				196.	184.	210.	
1.0E-7 1/yr design speed				228.	215.	243.	

41	85	3.576E+03	1.0000	134	101	101		
Point	2.646E+00	9.825E-01	7.125E+00	1.847E-03	6.860E-04	4.975E-03		
Line	7.392E+00	4.729E+00	1.155E+01	1.955E-04	1.251E-04	3.056E-04		
Strike Probability, 1/yr				2.043E-03	8.111E-04	5.281E-03		
1.0E-5 1/yr design speed				170.	156.	185.		
1.0E-6 1/yr design speed				204.	190.	220.		
1.0E-7 1/yr design speed				236.	222.	252.		
41	86	3.218E+03	0.9000	139	95	95		
Point	2.633E+00	9.680E-01	7.161E+00	2.119E-03	7.790E-04	5.763E-03		
Line	6.067E+00	3.939E+00	9.345E+00	1.849E-04	1.201E-04	2.849E-04		
Strike Probability, 1/yr				2.304E-03	8.991E-04	6.048E-03		
1.0E-5 1/yr design speed				172.	157.	187.		
1.0E-6 1/yr design speed				205.	191.	221.		
1.0E-7 1/yr design speed				237.	223.	254.		
41	87	2.861E+03	0.8000	113	81	81		
Point	8.661E-01	4.239E-01	1.770E+00	6.375E-04	3.120E-04	1.302E-03		
Line	6.664E+00	4.517E+00	9.832E+00	1.858E-04	1.259E-04	2.741E-04		
Strike Probability, 1/yr				8.233E-04	4.379E-04	1.577E-03		
1.0E-5 1/yr design speed				159.	150.	169.		
1.0E-6 1/yr design speed				194.	185.	205.		
1.0E-7 1/yr design speed				226.	216.	237.		
41	88	3.576E+03	1.0000	134	114	114		
Point	4.329E-01	2.495E-01	7.510E-01	3.022E-04	1.742E-04	5.244E-04		
Line	4.804E+00	3.465E+00	6.661E+00	1.271E-04	9.164E-05	1.762E-04		
Strike Probability, 1/yr				4.293E-04	2.658E-04	7.006E-04		
1.0E-5 1/yr design speed				150.	142.	158.		
1.0E-6 1/yr design speed				186.	179.	194.		
1.0E-7 1/yr design speed				218.	211.	227.		
41	89	3.576E+03	1.0000	94	77	77		
Point	1.165E+00	3.590E-01	3.779E+00	5.705E-04	1.758E-04	1.851E-03		
Line	7.313E+00	3.928E+00	1.362E+01	1.357E-04	7.288E-05	2.526E-04		
Strike Probability, 1/yr				7.062E-04	2.487E-04	2.104E-03		
1.0E-5 1/yr design speed				156.	140.	173.		
1.0E-6 1/yr design speed				191.	177.	208.		
1.0E-7 1/yr design speed				223.	209.	240.		
41	90	3.576E+03	1.0000	166	138	138		
Point	8.888E-01	4.106E-01	1.924E+00	7.688E-04	3.551E-04	1.664E-03		
Line	5.318E+00	3.582E+00	7.895E+00	1.742E-04	1.174E-04	2.587E-04		
Strike Probability, 1/yr				9.430E-04	4.725E-04	1.923E-03		
1.0E-5 1/yr design speed				160.	150.	172.		
1.0E-6 1/yr design speed				195.	185.	207.		
1.0E-7 1/yr design speed				227.	217.	239.		
41	91	3.576E+03	1.0000	140	117	119		
Point	2.004E+00	8.558E-01	4.695E+00	1.462E-03	6.243E-04	3.425E-03		
Line	9.465E+00	6.132E+00	1.461E+01	2.615E-04	1.695E-04	4.037E-04		
Strike Probability, 1/yr				1.724E-03	7.937E-04	3.829E-03		
1.0E-5 1/yr design speed				169.	157.	182.		
1.0E-6 1/yr design speed				203.	192.	216.		
1.0E-7 1/yr design speed				234.	223.	248.		

41	92	3.576E+03	1.0000	116	98	98	
Point	1.020E+00	4.189E-01	2.482E+00	6.163E-04	2.532E-04	1.500E-03	
Line	6.247E+00	3.919E+00	9.957E+00	1.430E-04	8.973E-05	2.280E-04	
Strike Probability, 1/yr				7.593E-04	3.429E-04	1.728E-03	
1.0E-5 1/yr design speed				157.	145.	170.	
1.0E-6 1/yr design speed				192.	181.	205.	
1.0E-7 1/yr design speed				224.	213.	238.	

41	93	3.576E+03	1.0000	163	143	143	
Point	1.539E+00	6.822E-01	3.472E+00	1.307E-03	5.794E-04	2.949E-03	
Line	7.468E+00	4.906E+00	1.137E+01	2.402E-04	1.578E-04	3.657E-04	
Strike Probability, 1/yr				1.547E-03	7.373E-04	3.315E-03	
1.0E-5 1/yr design speed				167.	156.	180.	
1.0E-6 1/yr design speed				202.	191.	214.	
1.0E-7 1/yr design speed				233.	222.	246.	

41	94	3.576E+03	1.0000	112	97	97	
Point	1.714E+00	6.450E-01	4.555E+00	1.000E-03	3.764E-04	2.658E-03	
Line	5.200E+00	3.375E+00	8.012E+00	1.149E-04	7.460E-05	1.771E-04	
Strike Probability, 1/yr				1.115E-03	4.510E-04	2.835E-03	
1.0E-5 1/yr design speed				161.	147.	176.	
1.0E-6 1/yr design speed				196.	182.	211.	
1.0E-7 1/yr design speed				228.	214.	244.	

41	95	3.576E+03	1.0000	109	93	93	
Point	6.071E-01	2.830E-01	1.303E+00	3.448E-04	1.607E-04	7.398E-04	
Line	5.734E+00	3.711E+00	8.860E+00	1.234E-04	7.983E-05	1.906E-04	
Strike Probability, 1/yr				4.682E-04	2.406E-04	9.304E-04	
1.0E-5 1/yr design speed				151.	140.	162.	
1.0E-6 1/yr design speed				187.	177.	198.	
1.0E-7 1/yr design speed				219.	209.	230.	

41	96	3.576E+03	1.0000	128	107	107	
Point	7.172E-01	3.172E-01	1.622E+00	4.784E-04	2.116E-04	1.082E-03	
Line	4.755E+00	3.058E+00	7.393E+00	1.201E-04	7.726E-05	1.868E-04	
Strike Probability, 1/yr				5.985E-04	2.888E-04	1.268E-03	
1.0E-5 1/yr design speed				153.	142.	165.	
1.0E-6 1/yr design speed				189.	178.	201.	
1.0E-7 1/yr design speed				221.	210.	234.	

41	97	3.576E+03	1.0000	179	143	143	
Point	1.141E+00	5.494E-01	2.370E+00	1.064E-03	5.124E-04	2.210E-03	
Line	5.468E+00	3.787E+00	7.894E+00	1.932E-04	1.338E-04	2.789E-04	
Strike Probability, 1/yr				1.257E-03	6.462E-04	2.489E-03	
1.0E-5 1/yr design speed				164.	154.	175.	
1.0E-6 1/yr design speed				199.	189.	210.	
1.0E-7 1/yr design speed				230.	220.	242.	

41	98	3.576E+03	1.0000	152	127	127	
Point	5.175E-01	2.649E-01	1.011E+00	4.099E-04	2.098E-04	8.008E-04	
Line	7.650E+00	4.942E+00	1.184E+01	2.295E-04	1.483E-04	3.552E-04	
Strike Probability, 1/yr				6.394E-04	3.581E-04	1.156E-03	
1.0E-5 1/yr design speed				158.	149.	167.	
1.0E-6 1/yr design speed				193.	184.	203.	
1.0E-7 1/yr design speed				225.	216.	234.	

41	99	3.576E+03	1.0000	112	90	90	
Point	2.313E+00	8.033E-01	6.660E+00	1.350E-03	4.688E-04	3.887E-03	
Line	1.064E+01	6.129E+00	1.846E+01	2.352E-04	1.355E-04	4.082E-04	
Strike Probability, 1/yr				1.585E-03	6.043E-04	4.295E-03	
1.0E-5 1/yr design speed				168.	153.	183.	
1.0E-6 1/yr design speed				202.	188.	217.	
1.0E-7 1/yr design speed				233.	219.	250.	
41	100	3.576E+03	1.0000	72	57	57	
Point	9.083E-01	2.614E-01	3.156E+00	3.408E-04	9.806E-05	1.184E-03	
Line	8.681E+00	4.022E+00	1.874E+01	1.234E-04	5.715E-05	2.663E-04	
Strike Probability, 1/yr				4.641E-04	1.552E-04	1.450E-03	
1.0E-5 1/yr design speed				151.	133.	168.	
1.0E-6 1/yr design speed				187.	171.	204.	
1.0E-7 1/yr design speed				219.	204.	236.	
41	101	3.576E+03	1.0000	67	58	58	
Point	7.600E-02	3.180E-02	1.816E-01	2.653E-05	1.110E-05	6.341E-05	
Line	1.177E+00	7.399E-01	1.874E+00	1.557E-05	9.785E-06	2.478E-05	
Strike Probability, 1/yr				4.210E-05	2.089E-05	8.819E-05	
1.0E-5 1/yr design speed				107.	90.	121.	
1.0E-6 1/yr design speed				151.	140.	162.	
1.0E-7 1/yr design speed				187.	178.	198.	
41	102	3.576E+03	1.0000	74	51	51	
Point	1.833E-01	6.564E-02	5.120E-01	7.069E-05	2.531E-05	1.974E-04	
Line	3.943E+00	1.962E+00	7.925E+00	5.759E-05	2.865E-05	1.158E-04	
Strike Probability, 1/yr				1.283E-04	5.396E-05	3.132E-04	
1.0E-5 1/yr design speed				125.	104.	145.	
1.0E-6 1/yr design speed				165.	146.	185.	
1.0E-7 1/yr design speed				202.	183.	221.	
41	103	3.576E+03	1.0000	155	115	115	
Point	2.073E-01	9.462E-02	4.540E-01	1.674E-04	7.642E-05	3.666E-04	
Line	3.104E+00	1.922E+00	5.014E+00	9.497E-05	5.880E-05	1.534E-04	
Strike Probability, 1/yr				2.624E-04	1.352E-04	5.200E-04	
1.0E-5 1/yr design speed				137.	121.	154.	
1.0E-6 1/yr design speed				177.	160.	193.	
1.0E-7 1/yr design speed				213.	197.	228.	
41	104	3.576E+03	1.0000	123	98	98	
Point	5.754E-02	3.142E-02	1.054E-01	3.688E-05	2.014E-05	6.754E-05	
Line	1.556E+00	1.074E+00	2.255E+00	3.778E-05	2.607E-05	5.476E-05	
Strike Probability, 1/yr				7.466E-05	4.621E-05	1.223E-04	
1.0E-5 1/yr design speed				114.	101.	128.	
1.0E-6 1/yr design speed				157.	143.	170.	
1.0E-7 1/yr design speed				194.	181.	207.	
41	105	3.576E+03	1.0000	30	21	21	
Point	4.226E-02	1.038E-02	1.720E-01	6.606E-06	1.622E-06	2.689E-05	
Line	8.137E-01	4.080E-01	1.623E+00	4.818E-06	2.416E-06	9.609E-06	
Strike Probability, 1/yr				1.142E-05	4.038E-06	3.650E-05	
1.0E-5 1/yr design speed				70.	60.	102.	
1.0E-6 1/yr design speed				122.	99.	148.	
1.0E-7 1/yr design speed				163.	141.	187.	

41	106	3.576E+03	1.0000	9	7	7	
Point	1.462E+01	3.388E-02	6.306E+03	6.855E-04	1.589E-06	2.957E-01	
Line	2.669E+00	6.484E-01	1.099E+01	4.742E-06	1.152E-06	1.952E-05	
Strike Probability, 1/yr				6.903E-04	2.741E-06	2.958E-01	
1.0E-5 1/yr design speed				151.	60.	253.	
1.0E-6 1/yr design speed				189.	89.	286.	
1.0E-7 1/yr design speed				225.	133.	318.	
41	107	3.576E+03	1.0000	7	4	4	
Point	8.762E-02	3.683E-04	2.085E+01	3.196E-06	1.343E-08	7.603E-04	
Line	6.135E-01	1.673E-01	2.250E+00	8.476E-07	2.311E-07	3.109E-06	
Strike Probability, 1/yr				4.043E-06	2.445E-07	7.634E-04	
1.0E-5 1/yr design speed				60.	60.	159.	
1.0E-6 1/yr design speed				100.	60.	197.	
1.0E-7 1/yr design speed				144.	90.	233.	
41	108	3.576E+03	1.0000	3	2	2	
Point	1.420E-02	0.000E+00	0.000E+00	2.220E-07	0.000E+00	0.000E+00	
Line	5.000E-01	0.000E+00	0.000E+00	2.961E-07	0.000E+00	0.000E+00	
Strike Probability, 1/yr				5.181E-07	0.000E+00	0.000E+00	
1.0E-5 1/yr design speed				60.	50.	50.	
1.0E-6 1/yr design speed				60.	50.	50.	
1.0E-7 1/yr design speed				107.	50.	50.	
41	109	3.576E+03	1.0000	8	7	7	
Point	1.695E-02	3.750E-03	7.662E-02	7.066E-07	1.563E-07	3.194E-06	
Line	3.585E-01	1.851E-01	6.945E-01	5.661E-07	2.922E-07	1.097E-06	
Strike Probability, 1/yr				1.273E-06	4.485E-07	4.291E-06	
1.0E-5 1/yr design speed				60.	60.	60.	
1.0E-6 1/yr design speed				73.	60.	105.	
1.0E-7 1/yr design speed				124.	101.	150.	
41	110	3.576E+03	1.0000	5	4	4	
Point	8.160E-02	2.159E-02	3.083E-01	2.126E-06	5.626E-07	8.033E-06	
Line	2.027E+00	7.248E-01	5.671E+00	2.001E-06	7.153E-07	5.597E-06	
Strike Probability, 1/yr				4.127E-06	1.278E-06	1.363E-05	
1.0E-5 1/yr design speed				60.	60.	77.	
1.0E-6 1/yr design speed				102.	72.	130.	
1.0E-7 1/yr design speed				146.	121.	171.	
41	111	3.576E+03	1.0000	10	9	9	
Point	1.188E-02	3.357E-03	4.205E-02	6.190E-07	1.749E-07	2.191E-06	
Line	3.648E-01	2.180E-01	6.103E-01	7.200E-07	4.303E-07	1.205E-06	
Strike Probability, 1/yr				1.339E-06	6.052E-07	3.396E-06	
1.0E-5 1/yr design speed				60.	60.	60.	
1.0E-6 1/yr design speed				75.	60.	101.	
1.0E-7 1/yr design speed				126.	108.	147.	
41	112	3.576E+03	1.0000	13	11	11	
Point	2.239E-02	5.490E-03	9.134E-02	1.517E-06	3.719E-07	6.187E-06	
Line	1.023E+00	4.244E-01	2.464E+00	2.624E-06	1.089E-06	6.321E-06	
Strike Probability, 1/yr				4.141E-06	1.461E-06	1.251E-05	
1.0E-5 1/yr design speed				60.	60.	75.	
1.0E-6 1/yr design speed				103.	77.	129.	
1.0E-7 1/yr design speed				147.	125.	171.	
41	113	3.576E+03	1.0000	2	0	0	

41	114	3.576E+03	1.0000	1	1	1		
Point		8.523E-03	0.000E+00	0.000E+00	4.441E-08	0.000E+00	0.000E+00	0.000E+00
Line		1.000E+00	0.000E+00	0.000E+00	1.974E-07	0.000E+00	0.000E+00	0.000E+00
Strike		Probability, 1/yr			2.418E-07	0.000E+00	0.000E+00	0.000E+00
1.0E-5		1/yr design speed			60.	50.	50.	
1.0E-6		1/yr design speed			60.	50.	50.	
1.0E-7		1/yr design speed			91.	50.	50.	
41	115	3.576E+03	1.0000	3	1	1		
Point		2.273E-01	0.000E+00	0.000E+00	3.553E-06	0.000E+00	0.000E+00	0.000E+00
Line		8.000E+00	0.000E+00	0.000E+00	4.737E-06	0.000E+00	0.000E+00	0.000E+00
Strike		Probability, 1/yr			8.290E-06	0.000E+00	0.000E+00	0.000E+00
1.0E-5		1/yr design speed			60.	50.	50.	
1.0E-6		1/yr design speed			117.	50.	50.	
1.0E-7		1/yr design speed			159.	50.	50.	
41	116	3.576E+03	1.0000	0	0	0		
41	117	3.576E+03	1.0000	1	1	1		
Point		5.682E-04	0.000E+00	0.000E+00	2.961E-09	0.000E+00	0.000E+00	0.000E+00
Line		1.000E-01	0.000E+00	0.000E+00	1.974E-08	0.000E+00	0.000E+00	0.000E+00
Strike		Probability, 1/yr			2.270E-08	0.000E+00	0.000E+00	0.000E+00
1.0E-5		1/yr design speed			50.	50.	50.	
1.0E-6		1/yr design speed			50.	50.	50.	
1.0E-7		1/yr design speed			50.	50.	50.	
41	118	3.576E+03	1.0000	0	0	0		
41	119	3.576E+03	1.0000	2	2	2		
Point		1.136E-03	0.000E+00	0.000E+00	1.184E-08	0.000E+00	0.000E+00	0.000E+00
Line		2.000E-01	0.000E+00	0.000E+00	7.895E-08	0.000E+00	0.000E+00	0.000E+00
Strike		Probability, 1/yr			9.079E-08	0.000E+00	0.000E+00	0.000E+00
1.0E-5		1/yr design speed			50.	50.	50.	
1.0E-6		1/yr design speed			50.	50.	50.	
1.0E-7		1/yr design speed			50.	50.	50.	
41	120	3.576E+03	1.0000	0	0	0		
41	121	3.576E+03	1.0000	1	1	1		
Point		7.670E-02	0.000E+00	0.000E+00	3.997E-07	0.000E+00	0.000E+00	0.000E+00
Line		2.700E+00	0.000E+00	0.000E+00	5.329E-07	0.000E+00	0.000E+00	0.000E+00
Strike		Probability, 1/yr			9.326E-07	0.000E+00	0.000E+00	0.000E+00
1.0E-5		1/yr design speed			60.	50.	50.	
1.0E-6		1/yr design speed			60.	50.	50.	
1.0E-7		1/yr design speed			119.	50.	50.	
41	122	3.576E+03	1.0000	0	0	0		
41	123	3.576E+03	1.0000	0	0	0		
41	124	3.576E+02	0.1000	6	5	5		
Point		7.145E-03	2.559E-03	1.995E-02	2.234E-06	8.002E-07	6.237E-06	
Line		3.144E-01	1.778E-01	5.559E-01	3.723E-06	2.105E-06	6.583E-06	
Strike		Probability, 1/yr			5.957E-06	2.906E-06	1.282E-05	
1.0E-5		1/yr design speed			60.	60.	76.	
1.0E-6		1/yr design speed			110.	92.	129.	
1.0E-7		1/yr design speed			154.	137.	171.	

42	70	7.040E+02	0.2000	11	10	10			
Point	1.417E-01	3.628E-02	5.536E-01	4.126E-05	1.056E-05	1.612E-04			
Line	2.003E+00	8.007E-01	5.013E+00	2.209E-05	8.829E-06	5.528E-05			
Strike Probability, 1/yr				6.335E-05	1.939E-05	2.165E-04			
1.0E-5 1/yr design speed				112.	85.	135.			
1.0E-6 1/yr design speed				153.	133.	174.			
1.0E-7 1/yr design speed				189.	170.	209.			
42	71	3.520E+03	1.0000	81	76	76			
Point	3.255E-01	1.430E-01	7.408E-01	1.395E-04	6.131E-05	3.176E-04			
Line	3.261E+00	2.053E+00	5.179E+00	5.295E-05	3.333E-05	8.412E-05			
Strike Probability, 1/yr				1.925E-04	9.464E-05	4.017E-04			
1.0E-5 1/yr design speed				132.	118.	146.			
1.0E-6 1/yr design speed				170.	158.	183.			
1.0E-7 1/yr design speed				205.	193.	218.			
42	72	3.520E+03	1.0000	76	69	69			
Point	2.230E-01	1.040E-01	4.785E-01	8.972E-05	4.182E-05	1.925E-04			
Line	2.900E+00	1.913E+00	4.396E+00	4.418E-05	2.915E-05	6.698E-05			
Strike Probability, 1/yr				1.339E-04	7.097E-05	2.595E-04			
1.0E-5 1/yr design speed				126.	113.	138.			
1.0E-6 1/yr design speed				165.	154.	177.			
1.0E-7 1/yr design speed				200.	189.	211.			
42	73	3.520E+03	1.0000	59	55	55			
Point	7.627E-01	3.250E-01	1.790E+00	2.382E-04	1.015E-04	5.589E-04			
Line	4.261E+00	2.733E+00	6.643E+00	5.040E-05	3.232E-05	7.858E-05			
Strike Probability, 1/yr				2.886E-04	1.338E-04	6.375E-04			
1.0E-5 1/yr design speed				138.	123.	152.			
1.0E-6 1/yr design speed				176.	162.	190.			
1.0E-7 1/yr design speed				211.	197.	225.			
42	74	3.520E+03	1.0000	26	24	24			
Point	5.403E+00	4.785E-01	6.101E+01	7.436E-04	6.585E-05	8.396E-03			
Line	3.652E+00	1.888E+00	7.065E+00	1.904E-05	9.840E-06	3.683E-05			
Strike Probability, 1/yr				7.626E-04	7.569E-05	8.433E-03			
1.0E-5 1/yr design speed				152.	111.	194.			
1.0E-6 1/yr design speed				190.	152.	230.			
1.0E-7 1/yr design speed				227.	188.	265.			
42	75	3.520E+03	1.0000	30	28	28			
Point	4.578E-01	1.397E-01	1.500E+00	7.269E-05	2.218E-05	2.382E-04			
Line	2.435E+00	1.305E+00	4.544E+00	1.465E-05	7.850E-06	2.733E-05			
Strike Probability, 1/yr				8.734E-05	3.003E-05	2.656E-04			
1.0E-5 1/yr design speed				115.	94.	137.			
1.0E-6 1/yr design speed				156.	138.	176.			
1.0E-7 1/yr design speed				193.	175.	212.			
42	76	3.520E+03	1.0000	22	21	21			
Point	2.503E+00	5.373E-01	1.166E+01	2.914E-04	6.257E-05	1.357E-03			
Line	4.448E+00	2.555E+00	7.744E+00	1.962E-05	1.127E-05	3.416E-05			
Strike Probability, 1/yr				3.111E-04	7.384E-05	1.392E-03			
1.0E-5 1/yr design speed				137.	110.	164.			
1.0E-6 1/yr design speed				176.	152.	202.			
1.0E-7 1/yr design speed				212.	188.	238.			

42	77	3.520E+03	1.0000	13	12	12	
Point	1.450E-01	3.455E-02	6.082E-01	9.975E-06	2.378E-06	4.185E-05	
Line	1.320E+00	8.238E-01	2.116E+00	3.441E-06	2.147E-06	5.516E-06	
Strike Probability, 1/yr				1.342E-05	4.525E-06	4.737E-05	
1.0E-5 1/yr design speed				75.	60.	104.	
1.0E-6 1/yr design speed				125.	105.	147.	
1.0E-7 1/yr design speed				164.	147.	185.	
42	78	3.520E+03	1.0000	28	27	27	
Point	9.737E-01	2.226E-01	4.259E+00	1.443E-04	3.299E-05	6.313E-04	
Line	6.546E+00	2.965E+00	1.445E+01	3.675E-05	1.665E-05	8.113E-05	
Strike Probability, 1/yr				1.811E-04	4.963E-05	7.124E-04	
1.0E-5 1/yr design speed				132.	109.	155.	
1.0E-6 1/yr design speed				171.	153.	191.	
1.0E-7 1/yr design speed				205.	188.	225.	
42	79	1.056E+03	0.3000	22	19	19	
Point	2.952E+00	2.545E-01	3.424E+01	1.146E-03	9.878E-05	1.329E-02	
Line	6.862E+00	2.504E+00	1.880E+01	1.009E-04	3.682E-05	2.765E-04	
Strike Probability, 1/yr				1.247E-03	1.356E-04	1.357E-02	
1.0E-5 1/yr design speed				162.	128.	199.	
1.0E-6 1/yr design speed				197.	167.	232.	
1.0E-7 1/yr design speed				229.	201.	265.	
42	80	1.760E+02	0.0500	6	4	4	
Point	5.741E-02	6.458E-03	5.104E-01	3.647E-05	4.102E-06	3.242E-04	
Line	1.502E+00	3.696E-01	6.104E+00	3.614E-05	8.894E-06	1.469E-04	
Strike Probability, 1/yr				7.261E-05	1.300E-05	4.711E-04	
1.0E-5 1/yr design speed				121.	78.	153.	
1.0E-6 1/yr design speed				162.	135.	189.	
1.0E-7 1/yr design speed				197.	174.	222.	
42	82	1.056E+03	0.3000	23	21	21	
Point	1.223E+00	2.090E-01	7.156E+00	4.963E-04	8.483E-05	2.904E-03	
Line	4.782E+00	2.300E+00	9.943E+00	7.351E-05	3.535E-05	1.528E-04	
Strike Probability, 1/yr				5.698E-04	1.202E-04	3.057E-03	
1.0E-5 1/yr design speed				151.	127.	177.	
1.0E-6 1/yr design speed				186.	166.	211.	
1.0E-7 1/yr design speed				219.	199.	244.	
42	83	3.520E+03	1.0000	127	109	109	
Point	4.703E-01	2.430E-01	9.099E-01	3.161E-04	1.634E-04	6.117E-04	
Line	4.592E+00	3.125E+00	6.748E+00	1.169E-04	7.958E-05	1.718E-04	
Strike Probability, 1/yr				4.331E-04	2.430E-04	7.835E-04	
1.0E-5 1/yr design speed				150.	140.	159.	
1.0E-6 1/yr design speed				186.	177.	195.	
1.0E-7 1/yr design speed				218.	209.	228.	
42	84	3.520E+03	1.0000	116	102	102	
Point	1.040E+00	4.497E-01	2.404E+00	6.384E-04	2.761E-04	1.476E-03	
Line	5.736E+00	3.849E+00	8.548E+00	1.334E-04	8.951E-05	1.988E-04	
Strike Probability, 1/yr				7.718E-04	3.656E-04	1.675E-03	
1.0E-5 1/yr design speed				157.	145.	169.	
1.0E-6 1/yr design speed				192.	181.	204.	
1.0E-7 1/yr design speed				224.	213.	237.	

42	85	3.520E+03	1.0000	104	90	90		
Point	1.956E+00	8.004E-01	4.780E+00	1.077E-03	4.406E-04	2.631E-03		
Line	6.442E+00	4.278E+00	9.700E+00	1.343E-04	8.920E-05	2.023E-04		
Strike Probability, 1/yr				1.211E-03	5.298E-04	2.833E-03		
1.0E-5 1/yr design speed				162.	150.	176.		
1.0E-6 1/yr design speed				197.	185.	211.		
1.0E-7 1/yr design speed				229.	216.	244.		
42	86	1.056E+03	0.3000	36	34	34		
Point	9.354E-01	2.957E-01	2.959E+00	5.941E-04	1.878E-04	1.879E-03		
Line	7.270E+00	4.029E+00	1.312E+01	1.749E-04	9.693E-05	3.156E-04		
Strike Probability, 1/yr				7.690E-04	2.848E-04	2.195E-03		
1.0E-5 1/yr design speed				158.	143.	174.		
1.0E-6 1/yr design speed				193.	180.	209.		
1.0E-7 1/yr design speed				225.	212.	241.		
42	87	7.040E+02	0.2000	38	34	34		
Point	3.446E-01	1.366E-01	8.692E-01	3.466E-04	1.374E-04	8.741E-04		
Line	4.450E+00	2.585E+00	7.661E+00	1.695E-04	9.847E-05	2.919E-04		
Strike Probability, 1/yr				5.161E-04	2.359E-04	1.166E-03		
1.0E-5 1/yr design speed				154.	141.	166.		
1.0E-6 1/yr design speed				189.	179.	202.		
1.0E-7 1/yr design speed				221.	210.	234.		
42	88	3.520E+03	1.0000	99	84	84		
Point	6.690E-01	3.199E-01	1.399E+00	3.506E-04	1.676E-04	7.333E-04		
Line	5.801E+00	3.830E+00	8.788E+00	1.152E-04	7.602E-05	1.744E-04		
Strike Probability, 1/yr				4.657E-04	2.436E-04	9.077E-04		
1.0E-5 1/yr design speed				150.	140.	161.		
1.0E-6 1/yr design speed				186.	177.	197.		
1.0E-7 1/yr design speed				219.	209.	230.		
42	89	3.520E+03	1.0000	91	80	81		
Point	1.008E+00	3.890E-01	2.611E+00	4.855E-04	1.874E-04	1.258E-03		
Line	6.050E+00	3.621E+00	1.011E+01	1.104E-04	6.607E-05	1.844E-04		
Strike Probability, 1/yr				5.959E-04	2.534E-04	1.442E-03		
1.0E-5 1/yr design speed				153.	139.	167.		
1.0E-6 1/yr design speed				189.	176.	202.		
1.0E-7 1/yr design speed				221.	209.	235.		
42	90	3.520E+03	1.0000	99	89	89		
Point	1.679E+00	7.230E-01	3.900E+00	8.799E-04	3.789E-04	2.044E-03		
Line	6.164E+00	4.212E+00	9.019E+00	1.223E-04	8.361E-05	1.790E-04		
Strike Probability, 1/yr				1.002E-03	4.625E-04	2.223E-03		
1.0E-5 1/yr design speed				160.	148.	173.		
1.0E-6 1/yr design speed				195.	183.	208.		
1.0E-7 1/yr design speed				227.	215.	240.		
42	91	3.520E+03	1.0000	133	118	118		
Point	7.340E+00	2.029E+00	2.655E+01	5.167E-03	1.428E-03	1.869E-02		
Line	8.370E+00	4.993E+00	1.403E+01	2.232E-04	1.331E-04	3.742E-04		
Strike Probability, 1/yr				5.391E-03	1.562E-03	1.907E-02		
1.0E-5 1/yr design speed				183.	164.	204.		
1.0E-6 1/yr design speed				216.	198.	237.		
1.0E-7 1/yr design speed				248.	229.	269.		

42	92	3.520E+03	1.0000	158	138	138	
Point	1.478E+00	6.869E-01	3.182E+00	1.236E-03	5.745E-04	2.661E-03	
Line	5.295E+00	3.733E+00	7.510E+00	1.677E-04	1.183E-04	2.379E-04	
Strike Probability, 1/yr				1.404E-03	6.928E-04	2.899E-03	
1.0E-5 1/yr design speed				165.	154.	177.	
1.0E-6 1/yr design speed				200.	189.	211.	
1.0E-7 1/yr design speed				231.	220.	244.	
42	93	3.520E+03	1.0000	138	119	119	
Point	1.193E+00	5.738E-01	2.480E+00	8.713E-04	4.192E-04	1.811E-03	
Line	5.929E+00	4.083E+00	8.611E+00	1.641E-04	1.130E-04	2.382E-04	
Strike Probability, 1/yr				1.035E-03	5.321E-04	2.050E-03	
1.0E-5 1/yr design speed				161.	151.	172.	
1.0E-6 1/yr design speed				196.	186.	207.	
1.0E-7 1/yr design speed				228.	217.	240.	
42	94	3.520E+03	1.0000	120	108	108	
Point	9.929E-01	4.467E-01	2.207E+00	6.307E-04	2.838E-04	1.402E-03	
Line	6.059E+00	3.964E+00	9.261E+00	1.458E-04	9.536E-05	2.228E-04	
Strike Probability, 1/yr				7.764E-04	3.791E-04	1.624E-03	
1.0E-5 1/yr design speed				157.	146.	169.	
1.0E-6 1/yr design speed				192.	182.	204.	
1.0E-7 1/yr design speed				225.	214.	237.	
42	95	3.520E+03	1.0000	100	89	89	
Point	1.198E+00	4.869E-01	2.950E+00	6.344E-04	2.577E-04	1.562E-03	
Line	6.125E+00	3.776E+00	9.935E+00	1.228E-04	7.570E-05	1.992E-04	
Strike Probability, 1/yr				7.572E-04	3.334E-04	1.761E-03	
1.0E-5 1/yr design speed				156.	143.	170.	
1.0E-6 1/yr design speed				192.	180.	205.	
1.0E-7 1/yr design speed				224.	212.	238.	
42	96	3.520E+03	1.0000	146	124	124	
Point	4.107E-01	2.076E-01	8.123E-01	3.174E-04	1.604E-04	6.278E-04	
Line	4.225E+00	2.752E+00	6.486E+00	1.237E-04	8.056E-05	1.899E-04	
Strike Probability, 1/yr				4.410E-04	2.410E-04	8.176E-04	
1.0E-5 1/yr design speed				150.	140.	160.	
1.0E-6 1/yr design speed				186.	177.	196.	
1.0E-7 1/yr design speed				219.	209.	229.	
42	97	3.520E+03	1.0000	133	101	101	
Point	1.696E+00	6.417E-01	4.481E+00	1.194E-03	4.517E-04	3.155E-03	
Line	9.588E+00	5.676E+00	1.620E+01	2.557E-04	1.514E-04	4.319E-04	
Strike Probability, 1/yr				1.449E-03	6.031E-04	3.587E-03	
1.0E-5 1/yr design speed				167.	154.	181.	
1.0E-6 1/yr design speed				201.	189.	215.	
1.0E-7 1/yr design speed				233.	220.	248.	
42	98	3.520E+03	1.0000	113	94	94	
Point	3.151E-01	1.508E-01	6.586E-01	1.885E-04	9.018E-05	3.939E-04	
Line	5.153E+00	3.222E+00	8.240E+00	1.167E-04	7.301E-05	1.867E-04	
Strike Probability, 1/yr				3.052E-04	1.632E-04	5.806E-04	
1.0E-5 1/yr design speed				146.	135.	156.	
1.0E-6 1/yr design speed				183.	174.	193.	
1.0E-7 1/yr design speed				215.	206.	225.	

42	99	3.520E+03	1.0000	53	47	47	
Point	8.849E-01	1.899E-01	4.122E+00	2.482E-04	5.329E-05	1.156E-03	
Line	4.836E+00	2.206E+00	1.060E+01	5.139E-05	2.345E-05	1.126E-04	
Strike Probability, 1/yr				2.996E-04	7.673E-05	1.269E-03	
1.0E-5 1/yr design speed				141.	118.	164.	
1.0E-6 1/yr design speed				178.	159.	200.	
1.0E-7 1/yr design speed				211.	193.	233.	
42	100	3.520E+03	1.0000	45	35	35	
Point	5.296E-01	1.567E-01	1.789E+00	1.261E-04	3.734E-05	4.262E-04	
Line	6.598E+00	3.172E+00	1.372E+01	5.953E-05	2.862E-05	1.238E-04	
Strike Probability, 1/yr				1.857E-04	6.596E-05	5.500E-04	
1.0E-5 1/yr design speed				135.	117.	153.	
1.0E-6 1/yr design speed				174.	159.	190.	
1.0E-7 1/yr design speed				207.	193.	223.	
42	101	3.520E+03	1.0000	31	22	22	
Point	1.042E+00	1.418E-01	7.654E+00	1.709E-04	2.327E-05	1.256E-03	
Line	1.445E+01	3.766E+00	5.547E+01	8.984E-05	2.341E-05	3.448E-04	
Strike Probability, 1/yr				2.608E-04	4.667E-05	1.601E-03	
1.0E-5 1/yr design speed				142.	111.	171.	
1.0E-6 1/yr design speed				180.	155.	206.	
1.0E-7 1/yr design speed				212.	190.	238.	
42	102	3.520E+03	1.0000	60	53	53	
Point	2.912E-01	9.477E-02	8.947E-01	9.248E-05	3.010E-05	2.842E-04	
Line	2.991E+00	1.581E+00	5.656E+00	3.598E-05	1.902E-05	6.804E-05	
Strike Probability, 1/yr				1.285E-04	4.912E-05	3.522E-04	
1.0E-5 1/yr design speed				123.	101.	146.	
1.0E-6 1/yr design speed				164.	143.	186.	
1.0E-7 1/yr design speed				201.	180.	222.	
42	103	3.520E+03	1.0000	64	55	55	
Point	4.803E-02	2.210E-02	1.044E-01	1.627E-05	7.488E-06	3.535E-05	
Line	1.596E+00	9.131E-01	2.790E+00	2.048E-05	1.172E-05	3.580E-05	
Strike Probability, 1/yr				3.675E-05	1.920E-05	7.115E-05	
1.0E-5 1/yr design speed				100.	82.	117.	
1.0E-6 1/yr design speed				145.	129.	161.	
1.0E-7 1/yr design speed				183.	167.	199.	
42	104	3.520E+03	1.0000	65	52	52	
Point	4.469E-02	1.945E-02	1.026E-01	1.537E-05	6.693E-06	3.531E-05	
Line	8.610E-01	5.898E-01	1.257E+00	1.122E-05	7.687E-06	1.638E-05	
Strike Probability, 1/yr				2.660E-05	1.438E-05	5.169E-05	
1.0E-5 1/yr design speed				92.	76.	109.	
1.0E-6 1/yr design speed				138.	123.	154.	
1.0E-7 1/yr design speed				177.	162.	193.	
42	105	3.520E+03	1.0000	27	21	21	
Point	1.333E-01	2.471E-02	7.187E-01	1.905E-05	3.532E-06	1.027E-04	
Line	1.532E+00	7.320E-01	3.207E+00	8.295E-06	3.963E-06	1.736E-05	
Strike Probability, 1/yr				2.734E-05	7.495E-06	1.201E-04	
1.0E-5 1/yr design speed				92.	60.	126.	
1.0E-6 1/yr design speed				137.	110.	167.	
1.0E-7 1/yr design speed				177.	151.	205.	

42	106	3.520E+03	1.0000	18	15	15	
Point	4.006E-02	1.408E-02	1.140E-01	3.817E-06	1.341E-06	1.086E-05	
Line	1.156E+00	6.515E-01	2.051E+00	4.171E-06	2.351E-06	7.401E-06	
Strike Probability, 1/yr				7.988E-06	3.692E-06	1.826E-05	
1.0E-5 1/yr design speed				60.	60.	85.	
1.0E-6 1/yr design speed				116.	97.	135.	
1.0E-7 1/yr design speed				158.	140.	176.	
42	107	3.520E+03	1.0000	3	3	3	
Point	1.793E-02	9.163E-03	3.510E-02	2.848E-07	1.455E-07	5.574E-07	
Line	1.141E+00	6.434E-01	2.022E+00	6.860E-07	3.870E-07	1.216E-06	
Strike Probability, 1/yr				9.708E-07	5.325E-07	1.774E-06	
1.0E-5 1/yr design speed				60.	60.	60.	
1.0E-6 1/yr design speed				60.	60.	85.	
1.0E-7 1/yr design speed				121.	105.	137.	
42	108	3.520E+03	1.0000	4	4	4	
Point	3.526E-02	1.278E-02	9.726E-02	7.466E-07	2.707E-07	2.059E-06	
Line	8.467E-01	4.886E-01	1.467E+00	6.791E-07	3.918E-07	1.177E-06	
Strike Probability, 1/yr				1.426E-06	6.625E-07	3.236E-06	
1.0E-5 1/yr design speed				60.	60.	60.	
1.0E-6 1/yr design speed				77.	60.	100.	
1.0E-7 1/yr design speed				127.	108.	146.	
42	109	3.520E+03	1.0000	5	5	5	
Point	8.820E-03	1.138E-03	6.837E-02	2.334E-07	3.012E-08	1.809E-06	
Line	2.389E-01	1.275E-01	4.475E-01	2.395E-07	1.278E-07	4.486E-07	
Strike Probability, 1/yr				4.729E-07	1.580E-07	2.258E-06	
1.0E-5 1/yr design speed				60.	60.	60.	
1.0E-6 1/yr design speed				60.	60.	89.	
1.0E-7 1/yr design speed				105.	79.	138.	
42	110	3.520E+03	1.0000	7	6	6	
Point	2.588E-02	3.772E-03	1.775E-01	9.588E-07	1.398E-07	6.578E-06	
Line	6.004E-01	1.999E-01	1.803E+00	8.427E-07	2.806E-07	2.531E-06	
Strike Probability, 1/yr				1.802E-06	4.204E-07	9.109E-06	
1.0E-5 1/yr design speed				60.	60.	60.	
1.0E-6 1/yr design speed				82.	60.	121.	
1.0E-7 1/yr design speed				131.	100.	164.	
42	111	3.520E+03	1.0000	3	3	3	
Point	5.127E-03	2.472E-03	1.063E-02	8.141E-08	3.925E-08	1.689E-07	
Line	6.648E-01	1.795E-01	2.462E+00	3.999E-07	1.080E-07	1.481E-06	
Strike Probability, 1/yr				4.813E-07	1.472E-07	1.650E-06	
1.0E-5 1/yr design speed				60.	60.	60.	
1.0E-6 1/yr design speed				60.	60.	84.	
1.0E-7 1/yr design speed				107.	77.	136.	
42	112	3.520E+03	1.0000	19	18	18	
Point	1.537E-01	3.020E-02	7.820E-01	1.546E-05	3.038E-06	7.865E-05	
Line	2.179E+00	8.714E-01	5.448E+00	8.300E-06	3.319E-06	2.075E-05	
Strike Probability, 1/yr				2.376E-05	6.357E-06	9.940E-05	
1.0E-5 1/yr design speed				89.	60.	123.	
1.0E-6 1/yr design speed				135.	107.	165.	
1.0E-7 1/yr design speed				175.	149.	202.	

42	113	3.520E+03	1.0000	12	9	10	
Point		1.791E-02	6.381E-03	5.026E-02	1.138E-06	4.053E-07	3.192E-06
Line		3.570E-01	2.624E-01	4.856E-01	8.589E-07	6.314E-07	1.168E-06
Strike Probability, 1/yr					1.996E-06	1.037E-06	4.361E-06
1.0E-5	1/yr design speed				60.	60.	60.
1.0E-6	1/yr design speed				85.	66.	106.
1.0E-7	1/yr design speed				133.	117.	151.
42	114	3.520E+03	1.0000	17	15	15	
Point		1.049E-02	3.673E-03	2.996E-02	9.440E-07	3.305E-07	2.696E-06
Line		3.944E-01	2.468E-01	6.302E-01	1.344E-06	8.414E-07	2.148E-06
Strike Probability, 1/yr					2.288E-06	1.172E-06	4.844E-06
1.0E-5	1/yr design speed				60.	60.	60.
1.0E-6	1/yr design speed				89.	70.	109.
1.0E-7	1/yr design speed				136.	120.	154.
42	115	3.520E+03	1.0000	2	2	2	
Point		1.847E-02	1.395E-02	2.446E-02	1.955E-07	1.477E-07	2.589E-07
Line		1.272E+00	4.767E-01	3.391E+00	5.099E-07	1.912E-07	1.360E-06
Strike Probability, 1/yr					7.054E-07	3.388E-07	1.619E-06
1.0E-5	1/yr design speed				60.	60.	60.
1.0E-6	1/yr design speed				60.	60.	83.
1.0E-7	1/yr design speed				114.	95.	136.
42	116	3.520E+03	1.0000	0	0	0	
42	117	3.520E+03	1.0000	1	1	1	
Point		5.682E-03	0.000E+00	0.000E+00	3.007E-08	0.000E+00	0.000E+00
Line		1.000E+00	0.000E+00	0.000E+00	2.005E-07	0.000E+00	0.000E+00
Strike Probability, 1/yr					2.306E-07	0.000E+00	0.000E+00
1.0E-5	1/yr design speed				60.	50.	50.
1.0E-6	1/yr design speed				60.	50.	50.
1.0E-7	1/yr design speed				90.	50.	50.
42	118	3.520E+03	1.0000	0	0	0	
42	119	3.520E+03	1.0000	1	0	0	
42	120	3.520E+03	1.0000	0	0	0	
42	121	3.520E+03	1.0000	2	2	2	
Point		3.486E-03	4.523E-04	2.687E-02	3.690E-08	4.788E-09	2.844E-07
Line		3.091E-01	9.296E-02	1.028E+00	1.239E-07	3.728E-08	4.121E-07
Strike Probability, 1/yr					1.609E-07	4.207E-08	6.966E-07
1.0E-5	1/yr design speed				60.	50.	60.
1.0E-6	1/yr design speed				60.	50.	60.
1.0E-7	1/yr design speed				81.	50.	117.
42	122	3.520E+03	1.0000	0	0	0	
42	123	3.520E+03	1.0000	0	0	0	

42	124	1.056E+03	0.3000	2	1	2	
Point		2.841E-03	0.000E+00	0.000E+00	1.002E-07	0.000E+00	0.000E+00
Line		3.091E-01	9.296E-02	1.028E+00	4.132E-07	1.243E-07	1.374E-06
Strike		Probability, 1/yr			5.134E-07	1.243E-07	1.374E-06
1.0E-5		1/yr design speed			60.	60.	60.
1.0E-6		1/yr design speed			60.	60.	79.
1.0E-7		1/yr design speed			108.	73.	134.
43	69	3.463E+02	0.1000	0	0	0	
43	70	2.424E+03	0.7000	20	19	19	
Point		6.914E-02	2.303E-02	2.075E-01	1.063E-05	3.540E-06	3.190E-05
Line		1.564E+00	7.829E-01	3.123E+00	9.105E-06	4.559E-06	1.819E-05
Strike		Probability, 1/yr			1.973E-05	8.099E-06	5.009E-05
1.0E-5		1/yr design speed			86.	60.	108.
1.0E-6		1/yr design speed			135.	118.	151.
1.0E-7		1/yr design speed			172.	157.	187.
43	71	3.463E+03	1.0000	28	25	25	
Point		8.684E-02	3.619E-02	2.084E-01	1.308E-05	5.452E-06	3.139E-05
Line		1.989E+00	1.073E+00	3.689E+00	1.135E-05	6.120E-06	2.105E-05
Strike		Probability, 1/yr			2.443E-05	1.157E-05	5.244E-05
1.0E-5		1/yr design speed			92.	71.	110.
1.0E-6		1/yr design speed			138.	125.	153.
1.0E-7		1/yr design speed			176.	163.	188.
43	72	3.463E+03	1.0000	18	17	17	
Point		1.725E-01	5.197E-02	5.727E-01	1.671E-05	5.032E-06	5.546E-05
Line		4.399E+00	1.784E+00	1.085E+01	1.614E-05	6.545E-06	3.978E-05
Strike		Probability, 1/yr			3.284E-05	1.158E-05	9.524E-05
1.0E-5		1/yr design speed			100.	71.	122.
1.0E-6		1/yr design speed			144.	125.	162.
1.0E-7		1/yr design speed			180.	163.	197.
43	73	3.463E+03	1.0000	12	9	9	
Point		1.051E-01	1.458E-02	7.576E-01	6.784E-06	9.410E-07	4.891E-05
Line		1.679E+00	4.857E-01	5.801E+00	4.105E-06	1.188E-06	1.419E-05
Strike		Probability, 1/yr			1.089E-05	2.129E-06	6.310E-05
1.0E-5		1/yr design speed			68.	60.	111.
1.0E-6		1/yr design speed			123.	88.	153.
1.0E-7		1/yr design speed			162.	136.	190.
43	74	3.463E+03	1.0000	13	11	11	
Point		1.052E+00	7.768E-02	1.424E+01	7.357E-05	5.433E-06	9.962E-04
Line		2.691E+00	1.012E+00	7.158E+00	7.130E-06	2.681E-06	1.896E-05
Strike		Probability, 1/yr			8.070E-05	8.114E-06	1.015E-03
1.0E-5		1/yr design speed			113.	60.	159.
1.0E-6		1/yr design speed			154.	115.	197.
1.0E-7		1/yr design speed			191.	155.	233.
43	75	3.463E+03	1.0000	16	15	15	
Point		3.167E-01	6.522E-02	1.538E+00	2.726E-05	5.614E-06	1.324E-04
Line		2.522E+00	1.064E+00	5.977E+00	8.223E-06	3.470E-06	1.949E-05
Strike		Probability, 1/yr			3.548E-05	9.084E-06	1.518E-04
1.0E-5		1/yr design speed			98.	60.	127.
1.0E-6		1/yr design speed			142.	118.	167.
1.0E-7		1/yr design speed			179.	158.	203.

43	76	1.385E+03	0.4000	18	15	15	
Point		6.878E-01	1.320E-01	3.583E+00	1.665E-04	3.197E-05	8.674E-04
Line		6.874E+00	3.037E+00	1.556E+01	6.304E-05	2.785E-05	1.427E-04
Strike Probability, 1/yr					2.296E-04	5.981E-05	1.010E-03
1.0E-5	1/yr design speed				135.	111.	160.
1.0E-6	1/yr design speed				173.	152.	197.
1.0E-7	1/yr design speed				208.	186.	232.
43	77	6.926E+02	0.2000	4	4	4	
Point		3.847E-01	1.190E-01	1.243E+00	4.140E-05	1.281E-05	1.338E-04
Line		7.283E+00	3.062E+00	1.732E+01	2.968E-05	1.248E-05	7.060E-05
Strike Probability, 1/yr					7.108E-05	2.529E-05	2.044E-04
1.0E-5	1/yr design speed				115.	92.	135.
1.0E-6	1/yr design speed				156.	138.	174.
1.0E-7	1/yr design speed				191.	174.	208.
43	78	1.039E+03	0.3000	5	4	4	
Point		2.861E-01	3.570E-02	2.294E+00	2.566E-05	3.201E-06	2.057E-04
Line		4.042E+00	1.348E+00	1.212E+01	1.373E-05	4.579E-06	4.117E-05
Strike Probability, 1/yr					3.939E-05	7.779E-06	2.468E-04
1.0E-5	1/yr design speed				105.	60.	138.
1.0E-6	1/yr design speed				150.	124.	177.
1.0E-7	1/yr design speed				186.	164.	211.
43	79	1.732E+02	0.0500	0	0	0	
43	82	1.732E+03	0.5000	29	24	24	
Point		1.332E+00	1.820E-01	9.743E+00	4.156E-04	5.680E-05	3.040E-03
Line		4.224E+00	1.669E+00	1.069E+01	4.992E-05	1.972E-05	1.264E-04
Strike Probability, 1/yr					4.655E-04	7.653E-05	3.166E-03
1.0E-5	1/yr design speed				147.	117.	177.
1.0E-6	1/yr design speed				183.	158.	212.
1.0E-7	1/yr design speed				216.	192.	245.
43	83	2.771E+03	0.8000	79	72	72	
Point		8.126E-01	3.069E-01	2.152E+00	4.317E-04	1.630E-04	1.143E-03
Line		3.895E+00	2.487E+00	6.099E+00	7.838E-05	5.006E-05	1.227E-04
Strike Probability, 1/yr					5.101E-04	2.131E-04	1.266E-03
1.0E-5	1/yr design speed				150.	136.	164.
1.0E-6	1/yr design speed				185.	173.	200.
1.0E-7	1/yr design speed				218.	206.	233.
43	84	3.463E+03	1.0000	71	62	62	
Point		4.389E-01	1.873E-01	1.028E+00	1.676E-04	7.156E-05	3.927E-04
Line		5.997E+00	3.593E+00	1.001E+01	8.677E-05	5.199E-05	1.448E-04
Strike Probability, 1/yr					2.544E-04	1.236E-04	5.375E-04
1.0E-5	1/yr design speed				142.	130.	154.
1.0E-6	1/yr design speed				179.	169.	191.
1.0E-7	1/yr design speed				212.	202.	224.
43	85	3.463E+03	1.0000	61	55	55	
Point		8.119E-01	2.722E-01	2.422E+00	2.665E-04	8.933E-05	7.948E-04
Line		6.048E+00	3.254E+00	1.124E+01	7.519E-05	4.045E-05	1.398E-04
Strike Probability, 1/yr					3.416E-04	1.298E-04	9.346E-04
1.0E-5	1/yr design speed				144.	128.	160.
1.0E-6	1/yr design speed				181.	167.	196.
1.0E-7	1/yr design speed				214.	201.	229.

43	86	1.385E+03	0.4000	19	11	11		
Point		2.597E-01	4.484E-02	1.504E+00	6.636E-05	1.146E-05	3.843E-04	
Line		2.118E+00	8.365E-01	5.364E+00	2.050E-05	8.098E-06	5.192E-05	
Strike Probability, 1/yr					8.686E-05	1.956E-05	4.362E-04	
1.0E-5	1/yr design speed				119.	88.	147.	
1.0E-6	1/yr design speed				160.	138.	184.	
1.0E-7	1/yr design speed				195.	176.	218.	
43	87	6.926E+02	0.2000	12	10	10		
Point		8.827E-01	4.237E-02	1.839E+01	2.849E-04	1.368E-05	5.936E-03	
Line		5.264E+00	9.707E-01	2.854E+01	6.436E-05	1.187E-05	3.490E-04	
Strike Probability, 1/yr					3.493E-04	2.555E-05	6.285E-03	
1.0E-5	1/yr design speed				144.	96.	188.	
1.0E-6	1/yr design speed				181.	144.	222.	
1.0E-7	1/yr design speed				214.	180.	254.	
43	88	3.463E+03	1.0000	159	144	144		
Point		6.221E-01	3.400E-01	1.138E+00	5.322E-04	2.908E-04	9.739E-04	
Line		5.621E+00	3.909E+00	8.084E+00	1.821E-04	1.267E-04	2.619E-04	
Strike Probability, 1/yr					7.143E-04	4.175E-04	1.236E-03	
1.0E-5	1/yr design speed				157.	149.	166.	
1.0E-6	1/yr design speed				193.	184.	202.	
1.0E-7	1/yr design speed				225.	216.	234.	
43	89	3.463E+03	1.0000	97	89	89		
Point		7.994E-01	3.354E-01	1.905E+00	4.172E-04	1.750E-04	9.942E-04	
Line		6.083E+00	3.743E+00	9.886E+00	1.202E-04	7.398E-05	1.954E-04	
Strike Probability, 1/yr					5.374E-04	2.490E-04	1.190E-03	
1.0E-5	1/yr design speed				152.	140.	165.	
1.0E-6	1/yr design speed				188.	177.	200.	
1.0E-7	1/yr design speed				220.	209.	233.	
43	90	3.463E+03	1.0000	63	54	54		
Point		1.233E+00	5.493E-01	2.769E+00	4.180E-04	1.862E-04	9.385E-04	
Line		7.414E+00	5.023E+00	1.094E+01	9.518E-05	6.449E-05	1.405E-04	
Strike Probability, 1/yr					5.132E-04	2.507E-04	1.079E-03	
1.0E-5	1/yr design speed				150.	139.	162.	
1.0E-6	1/yr design speed				186.	176.	198.	
1.0E-7	1/yr design speed				219.	208.	231.	
43	91	3.463E+03	1.0000	61	53	53		
Point		6.830E-01	2.564E-01	1.819E+00	2.242E-04	8.416E-05	5.970E-04	
Line		7.960E+00	4.219E+00	1.502E+01	9.895E-05	5.245E-05	1.867E-04	
Strike Probability, 1/yr					3.231E-04	1.366E-04	7.837E-04	
1.0E-5	1/yr design speed				145.	131.	159.	
1.0E-6	1/yr design speed				182.	170.	196.	
1.0E-7	1/yr design speed				215.	203.	228.	
43	92	3.463E+03	1.0000	115	106	106		
Point		1.283E+00	5.607E-01	2.937E+00	7.940E-04	3.469E-04	1.817E-03	
Line		4.813E+00	3.271E+00	7.080E+00	1.128E-04	7.666E-05	1.659E-04	
Strike Probability, 1/yr					9.068E-04	4.236E-04	1.983E-03	
1.0E-5	1/yr design speed				158.	146.	171.	
1.0E-6	1/yr design speed				193.	182.	206.	
1.0E-7	1/yr design speed				226.	214.	239.	

43	93	3.463E+03	1.0000	137	123	123		
Point	9.237E-01	4.479E-01	1.905E+00	6.809E-04	3.301E-04	1.404E-03		
Line	5.952E+00	4.008E+00	8.839E+00	1.662E-04	1.119E-04	2.468E-04		
Strike Probability, 1/yr				8.470E-04	4.420E-04	1.651E-03		
1.0E-5 1/yr design speed				159.	149.	170.		
1.0E-6 1/yr design speed				194.	184.	205.		
1.0E-7 1/yr design speed				226.	216.	237.		
43	94	3.463E+03	1.0000	93	79	79		
Point	8.996E-01	3.592E-01	2.253E+00	4.501E-04	1.797E-04	1.127E-03		
Line	6.740E+00	4.087E+00	1.112E+01	1.277E-04	7.746E-05	2.107E-04		
Strike Probability, 1/yr				5.778E-04	2.572E-04	1.338E-03		
1.0E-5 1/yr design speed				153.	140.	166.		
1.0E-6 1/yr design speed				189.	178.	202.		
1.0E-7 1/yr design speed				221.	210.	234.		
43	95	3.463E+03	1.0000	120	107	107		
Point	1.145E+00	5.058E-01	2.590E+00	7.390E-04	3.266E-04	1.672E-03		
Line	5.556E+00	3.539E+00	8.725E+00	1.359E-04	8.653E-05	2.134E-04		
Strike Probability, 1/yr				8.749E-04	4.131E-04	1.886E-03		
1.0E-5 1/yr design speed				158.	147.	171.		
1.0E-6 1/yr design speed				193.	182.	206.		
1.0E-7 1/yr design speed				226.	214.	239.		
43	96	3.463E+03	1.0000	140	112	112		
Point	3.543E-01	1.850E-01	6.787E-01	2.669E-04	1.393E-04	5.112E-04		
Line	3.007E+00	2.063E+00	4.382E+00	8.579E-05	5.887E-05	1.250E-04		
Strike Probability, 1/yr				3.527E-04	1.982E-04	6.362E-04		
1.0E-5 1/yr design speed				145.	136.	155.		
1.0E-6 1/yr design speed				182.	174.	192.		
1.0E-7 1/yr design speed				215.	206.	225.		
43	97	3.463E+03	1.0000	142	102	102		
Point	7.372E-01	3.257E-01	1.669E+00	5.632E-04	2.488E-04	1.275E-03		
Line	4.062E+00	2.686E+00	6.143E+00	1.175E-04	7.773E-05	1.778E-04		
Strike Probability, 1/yr				6.808E-04	3.265E-04	1.453E-03		
1.0E-5 1/yr design speed				155.	143.	167.		
1.0E-6 1/yr design speed				190.	180.	202.		
1.0E-7 1/yr design speed				223.	212.	235.		
43	98	3.463E+03	1.0000	107	72	72		
Point	9.579E-01	2.927E-01	3.135E+00	5.514E-04	1.685E-04	1.805E-03		
Line	3.602E+00	2.123E+00	6.110E+00	7.854E-05	4.630E-05	1.332E-04		
Strike Probability, 1/yr				6.300E-04	2.148E-04	1.938E-03		
1.0E-5 1/yr design speed				152.	135.	170.		
1.0E-6 1/yr design speed				188.	173.	205.		
1.0E-7 1/yr design speed				220.	206.	238.		
43	99	3.463E+03	1.0000	71	50	50		
Point	1.868E+00	3.572E-01	9.771E+00	7.136E-04	1.364E-04	3.732E-03		
Line	4.813E+00	2.206E+00	1.050E+01	6.964E-05	3.191E-05	1.520E-04		
Strike Probability, 1/yr				7.832E-04	1.684E-04	3.884E-03		
1.0E-5 1/yr design speed				155.	130.	180.		
1.0E-6 1/yr design speed				190.	168.	215.		
1.0E-7 1/yr design speed				223.	202.	248.		

43	100	3.463E+03	1.0000	52	35	36	
Point	1.405E-01	2.380E-02	8.289E-01	3.929E-05	6.658E-06	2.319E-04	
Line	1.151E+00	6.199E-01	2.137E+00	1.220E-05	6.569E-06	2.264E-05	
Strike Probability, 1/yr				5.149E-05	1.323E-05	2.545E-04	
1.0E-5 1/yr design speed				109.	77.	136.	
1.0E-6 1/yr design speed				152.	132.	175.	
1.0E-7 1/yr design speed				188.	171.	210.	
43	101	3.463E+03	1.0000	45	29	29	
Point	2.279E+00	2.048E-01	2.536E+01	5.518E-04	4.958E-05	6.140E-03	
Line	6.250E+00	2.260E+00	1.728E+01	5.732E-05	2.073E-05	1.585E-04	
Strike Probability, 1/yr				6.091E-04	7.031E-05	6.299E-03	
1.0E-5 1/yr design speed				151.	116.	187.	
1.0E-6 1/yr design speed				187.	157.	221.	
1.0E-7 1/yr design speed				219.	192.	254.	
43	102	3.463E+03	1.0000	15	11	11	
Point	5.617E+00	1.246E-01	2.532E+02	4.533E-04	1.006E-05	2.043E-02	
Line	6.600E+00	1.721E+00	2.531E+01	2.017E-05	5.261E-06	7.736E-05	
Strike Probability, 1/yr				4.735E-04	1.532E-05	2.051E-02	
1.0E-5 1/yr design speed				145.	76.	213.	
1.0E-6 1/yr design speed				184.	122.	247.	
1.0E-7 1/yr design speed				220.	161.	281.	
43	103	3.463E+03	1.0000	39	22	24	
Point	2.388E-01	3.865E-02	1.476E+00	5.011E-05	8.109E-06	3.097E-04	
Line	2.259E+00	9.698E-01	5.261E+00	1.795E-05	7.708E-06	4.181E-05	
Strike Probability, 1/yr				6.806E-05	1.582E-05	3.515E-04	
1.0E-5 1/yr design speed				111.	78.	146.	
1.0E-6 1/yr design speed				153.	124.	185.	
1.0E-7 1/yr design speed				191.	163.	221.	
43	104	3.463E+03	1.0000	31	26	27	
Point	3.824E-01	8.789E-02	1.664E+00	6.378E-05	1.466E-05	2.775E-04	
Line	4.554E+00	2.112E+00	9.823E+00	2.877E-05	1.334E-05	6.206E-05	
Strike Probability, 1/yr				9.255E-05	2.800E-05	3.396E-04	
1.0E-5 1/yr design speed				117.	90.	146.	
1.0E-6 1/yr design speed				159.	134.	185.	
1.0E-7 1/yr design speed				196.	172.	221.	
43	105	3.463E+03	1.0000	27	26	26	
Point	3.654E-01	7.171E-02	1.862E+00	5.308E-05	1.042E-05	2.705E-04	
Line	3.855E+00	1.618E+00	9.183E+00	2.121E-05	8.905E-06	5.053E-05	
Strike Probability, 1/yr				7.429E-05	1.932E-05	3.210E-04	
1.0E-5 1/yr design speed				113.	82.	144.	
1.0E-6 1/yr design speed				155.	127.	184.	
1.0E-7 1/yr design speed				193.	166.	220.	
43	106	3.463E+03	1.0000	14	10	10	
Point	3.442E-01	3.611E-02	3.281E+00	2.593E-05	2.720E-06	2.471E-04	
Line	4.834E+00	1.141E+00	2.049E+01	1.379E-05	3.254E-06	5.846E-05	
Strike Probability, 1/yr				3.972E-05	5.974E-06	3.056E-04	
1.0E-5 1/yr design speed				101.	60.	144.	
1.0E-6 1/yr design speed				144.	106.	183.	
1.0E-7 1/yr design speed				183.	148.	220.	

43	107	3.463E+03	1.0000	9	6	6	
Point		3.423E-02	9.105E-03	1.287E-01	1.658E-06	4.408E-07	6.232E-06
Line		7.918E-01	3.522E-01	1.780E+00	1.452E-06	6.459E-07	3.265E-06
Strike Probability, 1/yr					3.110E-06	1.087E-06	9.497E-06
1.0E-5	1/yr design speed				60.	60.	60.
1.0E-6	1/yr design speed				96.	68.	123.
1.0E-7	1/yr design speed				141.	118.	165.
43	108	3.463E+03	1.0000	9	7	7	
Point		6.928E-02	1.607E-02	2.987E-01	3.354E-06	7.779E-07	1.446E-05
Line		2.250E+00	8.500E-01	5.953E+00	4.126E-06	1.559E-06	1.092E-05
Strike Probability, 1/yr					7.480E-06	2.337E-06	2.538E-05
1.0E-5	1/yr design speed				60.	60.	94.
1.0E-6	1/yr design speed				115.	87.	142.
1.0E-7	1/yr design speed				157.	132.	182.
43	109	3.463E+03	1.0000	2	2	2	
Point		8.089E-01	8.617E-03	7.593E+01	8.704E-06	9.272E-08	8.171E-04
Line		1.330E+00	6.200E-01	2.855E+00	5.422E-07	2.527E-07	1.164E-06
Strike Probability, 1/yr					9.246E-06	3.454E-07	8.182E-04
1.0E-5	1/yr design speed				60.	60.	160.
1.0E-6	1/yr design speed				115.	60.	198.
1.0E-7	1/yr design speed				157.	96.	234.
43	110	3.463E+03	1.0000	2	1	1	
Point		1.668E+01	0.000E+00	0.000E+00	1.795E-04	0.000E+00	0.000E+00
Line		1.151E+01	0.000E+00	0.000E+00	4.692E-06	0.000E+00	0.000E+00
Strike Probability, 1/yr					1.841E-04	0.000E+00	0.000E+00
1.0E-5	1/yr design speed				128.	50.	50.
1.0E-6	1/yr design speed				168.	50.	50.
1.0E-7	1/yr design speed				205.	50.	50.
43	111	3.463E+03	1.0000	18	16	16	
Point		2.209E-02	6.474E-03	7.539E-02	2.139E-06	6.270E-07	7.301E-06
Line		1.325E+00	5.938E-01	2.957E+00	4.861E-06	2.178E-06	1.085E-05
Strike Probability, 1/yr					7.000E-06	2.805E-06	1.815E-05
1.0E-5	1/yr design speed				60.	60.	85.
1.0E-6	1/yr design speed				114.	92.	137.
1.0E-7	1/yr design speed				157.	136.	177.
43	112	3.463E+03	1.0000	20	17	17	
Point		4.600E-01	1.094E-01	1.934E+00	4.950E-05	1.177E-05	2.081E-04
Line		3.581E+00	1.926E+00	6.661E+00	1.460E-05	7.848E-06	2.715E-05
Strike Probability, 1/yr					6.409E-05	1.962E-05	2.353E-04
1.0E-5	1/yr design speed				109.	82.	138.
1.0E-6	1/yr design speed				152.	127.	179.
1.0E-7	1/yr design speed				190.	166.	215.
43	113	3.463E+03	1.0000	5	4	5	
Point		7.135E-03	3.448E-03	1.476E-02	1.919E-07	9.276E-08	3.972E-07
Line		7.071E-01	1.998E-01	2.502E+00	7.205E-07	2.036E-07	2.550E-06
Strike Probability, 1/yr					9.124E-07	2.964E-07	2.947E-06
1.0E-5	1/yr design speed				60.	60.	60.
1.0E-6	1/yr design speed				60.	60.	100.
1.0E-7	1/yr design speed				120.	93.	147.

43	114	3.463E+03	1.0000	8	8	8	
Point		1.364E-02	3.572E-03	5.209E-02	5.871E-07	1.537E-07	2.242E-06
Line		7.796E-01	3.169E-01	1.918E+00	1.271E-06	5.166E-07	3.127E-06
Strike		Probability, 1/yr			1.858E-06	6.704E-07	5.369E-06
1.0E-5		1/yr design speed			60.	60.	60.
1.0E-6		1/yr design speed			84.	60.	112.
1.0E-7		1/yr design speed			133.	110.	156.
43	115	3.463E+03	1.0000	1	0	0	
43	116	3.463E+03	1.0000	23	21	21	
Point		1.615E-02	5.987E-03	4.358E-02	1.999E-06	7.409E-07	5.392E-06
Line		6.467E-01	3.609E-01	1.159E+00	3.031E-06	1.691E-06	5.433E-06
Strike		Probability, 1/yr			5.030E-06	2.432E-06	1.083E-05
1.0E-5		1/yr design speed			60.	60.	68.
1.0E-6		1/yr design speed			107.	88.	126.
1.0E-7		1/yr design speed			151.	133.	168.
43	117	3.463E+03	1.0000	6	6	6	
Point		2.568E-01	1.680E-02	3.923E+00	8.288E-06	5.424E-07	1.266E-04
Line		3.178E+00	8.231E-01	1.227E+01	3.886E-06	1.006E-06	1.500E-05
Strike		Probability, 1/yr			1.217E-05	1.549E-06	1.416E-04
1.0E-5		1/yr design speed			72.	60.	129.
1.0E-6		1/yr design speed			123.	78.	170.
1.0E-7		1/yr design speed			163.	125.	207.
43	118	3.463E+03	1.0000	2	2	2	
Point		3.486E-03	4.523E-04	2.687E-02	3.751E-08	4.867E-09	2.891E-07
Line		1.502E-01	9.802E-02	2.301E-01	6.121E-08	3.995E-08	9.378E-08
Strike		Probability, 1/yr			9.872E-08	4.482E-08	3.829E-07
1.0E-5		1/yr design speed			50.	50.	60.
1.0E-6		1/yr design speed			50.	50.	60.
1.0E-7		1/yr design speed			50.	50.	103.
43	119	3.463E+03	1.0000	2	2	2	
Point		1.756E-02	5.282E-03	5.840E-02	1.890E-07	5.683E-08	6.284E-07
Line		3.512E-01	1.954E-01	6.312E-01	1.431E-07	7.966E-08	2.573E-07
Strike		Probability, 1/yr			3.321E-07	1.365E-07	8.856E-07
1.0E-5		1/yr design speed			60.	60.	60.
1.0E-6		1/yr design speed			60.	60.	60.
1.0E-7		1/yr design speed			97.	75.	121.
43	120	3.463E+03	1.0000	2	2	2	
Point		4.266E-02	2.785E-02	6.537E-02	4.591E-07	2.996E-07	7.033E-07
Line		1.502E+00	9.802E-01	2.301E+00	6.121E-07	3.995E-07	9.378E-07
Strike		Probability, 1/yr			1.071E-06	6.991E-07	1.641E-06
1.0E-5		1/yr design speed			60.	60.	60.
1.0E-6		1/yr design speed			68.	60.	82.
1.0E-7		1/yr design speed			122.	109.	135.
43	121	3.463E+03	1.0000	0	0	0	
43	122	3.463E+03	1.0000	0	0	0	

43	123	3.463E+03	1.0000	1	1	1	
Point		3.267E-02	0.000E+00	0.000E+00	1.758E-07	0.000E+00	0.000E+00
Line		2.300E+00	0.000E+00	0.000E+00	4.687E-07	0.000E+00	0.000E+00
Strike		Probability, 1/yr			6.445E-07	0.000E+00	0.000E+00
1.0E-5		1/yr design speed			60.	50.	50.
1.0E-6		1/yr design speed			60.	50.	50.
1.0E-7		1/yr design speed			113.	50.	50.
43	124	6.926E+02	0.2000	0	0	0	
44	66	1.703E+02	0.0500	0	0	0	
44	67	1.703E+03	0.5000	2	2	2	
Point		2.484E-01	1.333E-01	4.629E-01	5.436E-06	2.917E-06	1.013E-05
Line		1.402E+01	8.718E+00	2.256E+01	1.163E-05	7.227E-06	1.870E-05
Strike		Probability, 1/yr			1.706E-05	1.014E-05	2.883E-05
1.0E-5		1/yr design speed			84.	66.	100.
1.0E-6		1/yr design speed			135.	125.	145.
1.0E-7		1/yr design speed			172.	162.	181.
44	68	2.384E+03	0.7000	5	5	5	
Point		4.155E-02	1.378E-02	1.253E-01	1.624E-06	5.384E-07	4.898E-06
Line		1.012E+00	4.908E-01	2.088E+00	1.499E-06	7.266E-07	3.091E-06
Strike		Probability, 1/yr			3.123E-06	1.265E-06	7.990E-06
1.0E-5		1/yr design speed			60.	60.	60.
1.0E-6		1/yr design speed			99.	75.	118.
1.0E-7		1/yr design speed			143.	127.	159.
44	69	3.405E+03	1.0000	19	18	18	
Point		1.900E-01	6.780E-02	5.325E-01	1.975E-05	7.049E-06	5.535E-05
Line		4.016E+00	1.945E+00	8.290E+00	1.581E-05	7.659E-06	3.265E-05
Strike		Probability, 1/yr			3.557E-05	1.471E-05	8.800E-05
1.0E-5		1/yr design speed			101.	78.	120.
1.0E-6		1/yr design speed			145.	129.	160.
1.0E-7		1/yr design speed			181.	166.	196.
44	70	3.405E+03	1.0000	20	19	19	
Point		9.725E-02	3.012E-02	3.139E-01	1.064E-05	3.296E-06	3.435E-05
Line		1.123E+00	6.473E-01	1.947E+00	4.653E-06	2.683E-06	8.069E-06
Strike		Probability, 1/yr			1.529E-05	5.980E-06	4.242E-05
1.0E-5		1/yr design speed			79.	60.	103.
1.0E-6		1/yr design speed			128.	111.	146.
1.0E-7		1/yr design speed			167.	152.	184.
44	71	3.405E+03	1.0000	5	5	5	
Point		2.720E-01	6.277E-03	1.179E+01	7.441E-06	1.717E-07	3.225E-04
Line		1.544E+00	2.876E-01	8.296E+00	1.600E-06	2.980E-07	8.597E-06
Strike		Probability, 1/yr			9.042E-06	4.697E-07	3.311E-04
1.0E-5		1/yr design speed			60.	60.	139.
1.0E-6		1/yr design speed			116.	60.	179.
1.0E-7		1/yr design speed			157.	108.	216.

44	72	3.405E+03	1.0000	11	10	10	
Point	2.574E-01	1.024E-01	6.468E-01	1.549E-05	6.165E-06	3.893E-05	
Line	2.827E+00	1.768E+00	4.519E+00	6.445E-06	4.031E-06	1.030E-05	
Strike Probability, 1/yr				2.194E-05	1.020E-05	4.923E-05	
1.0E-5 1/yr design speed				87.	66.	106.	
1.0E-6 1/yr design speed				134.	120.	149.	
1.0E-7 1/yr design speed				173.	159.	186.	
44	73	3.405E+03	1.0000	14	11	11	
Point	1.092E+00	5.045E-02	2.363E+01	8.364E-05	3.865E-06	1.810E-03	
Line	2.811E+00	8.745E-01	9.037E+00	8.157E-06	2.537E-06	2.622E-05	
Strike Probability, 1/yr				9.180E-05	6.402E-06	1.836E-03	
1.0E-5 1/yr design speed				115.	60.	169.	
1.0E-6 1/yr design speed				156.	111.	206.	
1.0E-7 1/yr design speed				193.	152.	242.	
44	74	3.405E+03	1.0000	5	4	4	
Point	3.144E-01	2.602E-02	3.799E+00	8.601E-06	7.118E-07	1.039E-04	
Line	1.828E+00	9.099E-01	3.671E+00	1.894E-06	9.429E-07	3.804E-06	
Strike Probability, 1/yr				1.049E-05	1.655E-06	1.077E-04	
1.0E-5 1/yr design speed				67.	60.	119.	
1.0E-6 1/yr design speed				119.	82.	160.	
1.0E-7 1/yr design speed				160.	131.	198.	
44	75	2.384E+03	0.7000	6	6	6	
Point	6.684E-02	4.172E-03	1.071E+00	3.135E-06	1.956E-07	5.022E-05	
Line	1.839E+00	4.773E-01	7.087E+00	3.267E-06	8.479E-07	1.259E-05	
Strike Probability, 1/yr				6.402E-06	1.044E-06	6.281E-05	
1.0E-5 1/yr design speed				60.	60.	111.	
1.0E-6 1/yr design speed				114.	67.	153.	
1.0E-7 1/yr design speed				155.	126.	190.	
44	82	1.703E+02	0.0500	0	0	0	
44	83	2.384E+03	0.7000	35	33	33	
Point	6.564E-01	2.219E-01	1.942E+00	1.796E-04	6.072E-05	5.311E-04	
Line	4.661E+00	2.797E+00	7.770E+00	4.831E-05	2.898E-05	8.052E-05	
Strike Probability, 1/yr				2.279E-04	8.970E-05	6.117E-04	
1.0E-5 1/yr design speed				137.	122.	153.	
1.0E-6 1/yr design speed				175.	162.	189.	
1.0E-7 1/yr design speed				208.	196.	223.	
44	84	3.405E+03	1.0000	45	42	42	
Point	3.595E-01	1.173E-01	1.102E+00	8.852E-05	2.888E-05	2.714E-04	
Line	4.289E+00	2.170E+00	8.477E+00	4.000E-05	2.024E-05	7.906E-05	
Strike Probability, 1/yr				1.285E-04	4.912E-05	3.504E-04	
1.0E-5 1/yr design speed				129.	110.	145.	
1.0E-6 1/yr design speed				168.	154.	183.	
1.0E-7 1/yr design speed				202.	189.	217.	
44	85	3.065E+03	0.9000	34	29	29	
Point	1.734E+00	3.481E-01	8.640E+00	3.585E-04	7.196E-05	1.786E-03	
Line	8.239E+00	3.636E+00	1.867E+01	6.451E-05	2.847E-05	1.461E-04	
Strike Probability, 1/yr				4.230E-04	1.004E-04	1.932E-03	
1.0E-5 1/yr design speed				146.	123.	170.	
1.0E-6 1/yr design speed				183.	163.	205.	
1.0E-7 1/yr design speed				216.	197.	238.	

44	86	6.811E+02	0.2000	3	3	3	
Point	1.820E+00	2.918E-01	1.135E+01	1.494E-04	2.395E-05	9.316E-04	
Line	1.013E+01	7.079E+00	1.450E+01	3.150E-05	2.201E-05	4.508E-05	
Strike Probability, 1/yr				1.809E-04	4.596E-05	9.766E-04	
1.0E-5 1/yr design speed				132.	110.	158.	
1.0E-6 1/yr design speed				170.	154.	194.	
1.0E-7 1/yr design speed				204.	189.	228.	
44	87	1.362E+03	0.4000	36	27	27	
Point	1.247E+00	2.898E-01	5.368E+00	6.142E-04	1.427E-04	2.643E-03	
Line	5.526E+00	2.569E+00	1.189E+01	1.031E-04	4.792E-05	2.217E-04	
Strike Probability, 1/yr				7.172E-04	1.906E-04	2.865E-03	
1.0E-5 1/yr design speed				155.	134.	176.	
1.0E-6 1/yr design speed				190.	172.	211.	
1.0E-7 1/yr design speed				223.	205.	244.	
44	88	3.405E+03	1.0000	71	61	61	
Point	8.064E-01	3.514E-01	1.850E+00	3.133E-04	1.365E-04	7.189E-04	
Line	6.397E+00	3.933E+00	1.040E+01	9.413E-05	5.787E-05	1.531E-04	
Strike Probability, 1/yr				4.074E-04	1.944E-04	8.720E-04	
1.0E-5 1/yr design speed				148.	135.	160.	
1.0E-6 1/yr design speed				184.	173.	196.	
1.0E-7 1/yr design speed				217.	206.	229.	
44	89	3.405E+03	1.0000	67	65	65	
Point	1.517E+00	5.705E-01	4.034E+00	5.561E-04	2.091E-04	1.479E-03	
Line	9.204E+00	5.176E+00	1.637E+01	1.278E-04	7.188E-05	2.273E-04	
Strike Probability, 1/yr				6.839E-04	2.810E-04	1.706E-03	
1.0E-5 1/yr design speed				155.	141.	170.	
1.0E-6 1/yr design speed				191.	178.	205.	
1.0E-7 1/yr design speed				223.	210.	237.	
44	90	3.405E+03	1.0000	65	63	63	
Point	1.398E+00	5.932E-01	3.293E+00	4.970E-04	2.110E-04	1.171E-03	
Line	6.902E+00	4.399E+00	1.083E+01	9.298E-05	5.926E-05	1.459E-04	
Strike Probability, 1/yr				5.900E-04	2.702E-04	1.317E-03	
1.0E-5 1/yr design speed				152.	139.	165.	
1.0E-6 1/yr design speed				188.	176.	201.	
1.0E-7 1/yr design speed				220.	209.	234.	
44	91	3.405E+03	1.0000	81	75	75	
Point	1.532E+00	6.709E-01	3.499E+00	6.790E-04	2.974E-04	1.551E-03	
Line	8.242E+00	5.216E+00	1.302E+01	1.384E-04	8.757E-05	2.186E-04	
Strike Probability, 1/yr				8.174E-04	3.849E-04	1.769E-03	
1.0E-5 1/yr design speed				158.	146.	170.	
1.0E-6 1/yr design speed				193.	182.	205.	
1.0E-7 1/yr design speed				225.	213.	238.	
44	92	3.405E+03	1.0000	90	82	82	
Point	5.394E-01	2.391E-01	1.216E+00	2.656E-04	1.178E-04	5.990E-04	
Line	4.098E+00	2.571E+00	6.532E+00	7.644E-05	4.795E-05	1.218E-04	
Strike Probability, 1/yr				3.420E-04	1.657E-04	7.209E-04	
1.0E-5 1/yr design speed				144.	132.	156.	
1.0E-6 1/yr design speed				181.	171.	193.	
1.0E-7 1/yr design speed				214.	204.	226.	

44	93	3.405E+03	1.0000	134	125	125	
Point	1.296E+00	5.405E-01	3.105E+00	9.499E-04	3.963E-04	2.277E-03	
Line	4.470E+00	2.939E+00	6.799E+00	1.241E-04	8.161E-05	1.888E-04	
Strike Probability, 1/yr				1.074E-03	4.779E-04	2.466E-03	
1.0E-5 1/yr design speed				160.	148.	174.	
1.0E-6 1/yr design speed				195.	183.	209.	
1.0E-7 1/yr design speed				228.	215.	242.	
44	94	3.405E+03	1.0000	104	97	97	
Point	1.397E+00	5.094E-01	3.830E+00	7.948E-04	2.899E-04	2.179E-03	
Line	4.244E+00	2.646E+00	6.808E+00	9.148E-05	5.703E-05	1.467E-04	
Strike Probability, 1/yr				8.863E-04	3.469E-04	2.326E-03	
1.0E-5 1/yr design speed				157.	142.	173.	
1.0E-6 1/yr design speed				192.	179.	208.	
1.0E-7 1/yr design speed				225.	211.	241.	
44	95	3.405E+03	1.0000	88	80	80	
Point	6.475E-01	2.683E-01	1.563E+00	3.118E-04	1.292E-04	7.526E-04	
Line	5.887E+00	3.568E+00	9.714E+00	1.074E-04	6.507E-05	1.772E-04	
Strike Probability, 1/yr				4.192E-04	1.942E-04	9.298E-04	
1.0E-5 1/yr design speed				149.	136.	161.	
1.0E-6 1/yr design speed				185.	174.	197.	
1.0E-7 1/yr design speed				217.	207.	230.	
44	96	3.405E+03	1.0000	78	56	56	
Point	1.929E-01	8.258E-02	4.504E-01	8.230E-05	3.524E-05	1.922E-04	
Line	5.133E+00	2.679E+00	9.836E+00	8.298E-05	4.331E-05	1.590E-04	
Strike Probability, 1/yr				1.653E-04	7.855E-05	3.512E-04	
1.0E-5 1/yr design speed				137.	123.	150.	
1.0E-6 1/yr design speed				176.	164.	187.	
1.0E-7 1/yr design speed				209.	198.	220.	
44	97	3.405E+03	1.0000	121	84	84	
Point	3.798E-01	1.427E-01	1.010E+00	2.514E-04	9.451E-05	6.689E-04	
Line	3.073E+00	1.827E+00	5.170E+00	7.706E-05	4.581E-05	1.296E-04	
Strike Probability, 1/yr				3.285E-04	1.403E-04	7.986E-04	
1.0E-5 1/yr design speed				144.	130.	158.	
1.0E-6 1/yr design speed				181.	169.	194.	
1.0E-7 1/yr design speed				214.	202.	227.	
44	98	3.405E+03	1.0000	62	37	37	
Point	9.722E-01	1.950E-01	4.849E+00	3.298E-04	6.613E-05	1.645E-03	
Line	3.976E+00	1.910E+00	8.274E+00	5.109E-05	2.455E-05	1.063E-04	
Strike Probability, 1/yr				3.809E-04	9.068E-05	1.751E-03	
1.0E-5 1/yr design speed				144.	121.	168.	
1.0E-6 1/yr design speed				181.	161.	204.	
1.0E-7 1/yr design speed				214.	195.	237.	
44	99	3.405E+03	1.0000	38	23	23	
Point	4.172E-02	1.191E-02	1.461E-01	8.674E-06	2.477E-06	3.037E-05	
Line	7.231E-01	4.137E-01	1.264E+00	5.695E-06	3.258E-06	9.955E-06	
Strike Probability, 1/yr				1.437E-05	5.735E-06	4.033E-05	
1.0E-5 1/yr design speed				79.	60.	104.	
1.0E-6 1/yr design speed				132.	116.	149.	
1.0E-7 1/yr design speed				172.	159.	186.	

44	100	3.405E+03	1.0000	38	22	22	
Point	1.370E-01	2.237E-02	8.386E-01	2.848E-05	4.650E-06	1.744E-04	
Line	1.489E+00	6.326E-01	3.503E+00	1.172E-05	4.982E-06	2.759E-05	
Strike Probability, 1/yr				4.020E-05	9.633E-06	2.020E-04	
1.0E-5 1/yr design speed				104.	60.	133.	
1.0E-6 1/yr design speed				149.	127.	173.	
1.0E-7 1/yr design speed				185.	167.	207.	
44	101	3.405E+03	1.0000	31	18	18	
Point	9.995E-02	2.412E-02	4.141E-01	1.695E-05	4.092E-06	7.024E-05	
Line	1.621E+00	8.613E-01	3.049E+00	1.041E-05	5.534E-06	1.959E-05	
Strike Probability, 1/yr				2.737E-05	9.626E-06	8.983E-05	
1.0E-5 1/yr design speed				97.	60.	120.	
1.0E-6 1/yr design speed				144.	128.	161.	
1.0E-7 1/yr design speed				181.	167.	197.	
44	102	3.405E+03	1.0000	31	19	19	
Point	4.174E-02	6.913E-03	2.520E-01	7.080E-06	1.172E-06	4.275E-05	
Line	9.510E-01	4.295E-01	2.106E+00	6.110E-06	2.759E-06	1.353E-05	
Strike Probability, 1/yr				1.319E-05	3.932E-06	5.628E-05	
1.0E-5 1/yr design speed				75.	60.	111.	
1.0E-6 1/yr design speed				125.	99.	155.	
1.0E-7 1/yr design speed				166.	142.	194.	
44	103	3.405E+03	1.0000	56	36	36	
Point	4.819E-01	1.255E-01	1.850E+00	1.477E-04	3.846E-05	5.669E-04	
Line	3.226E+00	1.620E+00	6.421E+00	3.744E-05	1.881E-05	7.452E-05	
Strike Probability, 1/yr				1.851E-04	5.727E-05	6.415E-04	
1.0E-5 1/yr design speed				130.	104.	156.	
1.0E-6 1/yr design speed				170.	145.	195.	
1.0E-7 1/yr design speed				206.	182.	231.	
44	104	3.405E+03	1.0000	35	29	29	
Point	9.902E-01	1.465E-01	6.692E+00	1.896E-04	2.806E-05	1.282E-03	
Line	2.840E+00	1.426E+00	5.657E+00	2.060E-05	1.034E-05	4.103E-05	
Strike Probability, 1/yr				2.102E-04	3.840E-05	1.323E-03	
1.0E-5 1/yr design speed				131.	96.	168.	
1.0E-6 1/yr design speed				171.	138.	206.	
1.0E-7 1/yr design speed				208.	176.	241.	
44	105	3.405E+03	1.0000	57	39	39	
Point	1.434E-01	5.349E-02	3.846E-01	4.473E-05	1.668E-05	1.199E-04	
Line	2.461E+00	1.445E+00	4.193E+00	2.908E-05	1.707E-05	4.953E-05	
Strike Probability, 1/yr				7.381E-05	3.375E-05	1.695E-04	
1.0E-5 1/yr design speed				113.	94.	133.	
1.0E-6 1/yr design speed				156.	137.	174.	
1.0E-7 1/yr design speed				193.	176.	211.	
44	106	3.405E+03	1.0000	13	8	8	
Point	4.093E-02	8.740E-03	1.917E-01	2.911E-06	6.217E-07	1.363E-05	
Line	7.751E-01	3.441E-01	1.746E+00	2.088E-06	9.272E-07	4.704E-06	
Strike Probability, 1/yr				5.000E-06	1.549E-06	1.834E-05	
1.0E-5 1/yr design speed				60.	60.	84.	
1.0E-6 1/yr design speed				106.	78.	135.	
1.0E-7 1/yr design speed				149.	125.	175.	

44	107	3.405E+03	1.0000	14	10	10		
Point		1.157E-01	1.011E-02	1.325E+00	8.866E-06	7.745E-07	1.015E-04	
Line		1.397E+00	4.256E-01	4.587E+00	4.054E-06	1.235E-06	1.331E-05	
Strike Probability, 1/yr					1.292E-05	2.009E-06	1.148E-04	
1.0E-5	1/yr design speed				74.	60.	125.	
1.0E-6	1/yr design speed				124.	83.	166.	
1.0E-7	1/yr design speed				164.	129.	204.	
44	108	3.405E+03	1.0000	23	18	18		
Point		4.399E-02	1.534E-02	1.261E-01	5.535E-06	1.931E-06	1.587E-05	
Line		7.705E-01	4.689E-01	1.266E+00	3.673E-06	2.235E-06	6.035E-06	
Strike Probability, 1/yr					9.208E-06	4.166E-06	2.191E-05	
1.0E-5	1/yr design speed				60.	60.	89.	
1.0E-6	1/yr design speed				118.	99.	138.	
1.0E-7	1/yr design speed				159.	141.	178.	
44	109	3.405E+03	1.0000	2	2	2		
Point		1.019E+03	3.966E-06	2.616E+11	1.115E-02	4.340E-11	2.863E+06	
Line		7.601E+00	7.443E-01	7.762E+01	3.151E-06	3.085E-07	3.217E-05	
Strike Probability, 1/yr					1.115E-02	3.086E-07	2.863E+06	
1.0E-5	1/yr design speed				197.	60.	0.	
1.0E-6	1/yr design speed				233.	60.	0.	
1.0E-7	1/yr design speed				267.	95.	0.	
44	110	3.405E+03	1.0000	0	0	0		
44	111	3.405E+03	1.0000	0	0	0		
44	112	3.405E+03	1.0000	5	4	4		
Point		1.110E-02	9.313E-04	1.323E-01	3.036E-07	2.548E-08	3.618E-06	
Line		3.291E-01	1.241E-01	8.730E-01	3.411E-07	1.286E-07	9.046E-07	
Strike Probability, 1/yr					6.447E-07	1.541E-07	4.523E-06	
1.0E-5	1/yr design speed				60.	60.	60.	
1.0E-6	1/yr design speed				60.	60.	106.	
1.0E-7	1/yr design speed				111.	78.	151.	
44	113	3.405E+03	1.0000	1	1	1		
Point		3.977E-04	0.000E+00	0.000E+00	2.176E-09	0.000E+00	0.000E+00	
Line		1.000E-01	0.000E+00	0.000E+00	2.073E-08	0.000E+00	0.000E+00	
Strike Probability, 1/yr					2.290E-08	0.000E+00	0.000E+00	
1.0E-5	1/yr design speed				50.	50.	50.	
1.0E-6	1/yr design speed				50.	50.	50.	
1.0E-7	1/yr design speed				50.	50.	50.	
44	114	3.405E+03	1.0000	0	0	0		
44	115	3.405E+03	1.0000	0	0	0		
44	116	3.405E+03	1.0000	7	7	7		
Point		5.767E-02	1.183E-02	2.811E-01	2.209E-06	4.533E-07	1.076E-05	
Line		3.232E+00	8.554E-01	1.221E+01	4.689E-06	1.241E-06	1.772E-05	
Strike Probability, 1/yr					6.898E-06	1.694E-06	2.848E-05	
1.0E-5	1/yr design speed				60.	60.	98.	
1.0E-6	1/yr design speed				114.	80.	145.	
1.0E-7	1/yr design speed				156.	127.	185.	

44	117	3.405E+03	1.0000	4	2	2		
Point		7.802E-03	3.384E-04	1.799E-01	1.707E-07	7.406E-09	3.937E-06	
Line		6.135E-01	7.960E-02	4.729E+00	5.086E-07	6.599E-08	3.920E-06	
Strike		Probability, 1/yr			6.794E-07	7.340E-08	7.857E-06	
1.0E-5		1/yr design speed			60.	50.	60.	
1.0E-6		1/yr design speed			60.	50.	119.	
1.0E-7		1/yr design speed			114.	50.	162.	
44	118	3.405E+03	1.0000	0	0	0		
44	119	3.405E+03	1.0000	0	0	0		
44	120	3.405E+03	1.0000	0	0	0		
44	121	3.405E+03	1.0000	4	4	4		
Point		1.843E-02	1.327E-03	2.561E-01	4.034E-07	2.903E-08	5.606E-06	
Line		6.135E-01	1.673E-01	2.250E+00	5.086E-07	1.387E-07	1.866E-06	
Strike		Probability, 1/yr			9.120E-07	1.677E-07	7.471E-06	
1.0E-5		1/yr design speed			60.	60.	60.	
1.0E-6		1/yr design speed			60.	60.	117.	
1.0E-7		1/yr design speed			119.	80.	160.	
44	122	3.405E+03	1.0000	5	5	5		
Point		1.273E-02	3.622E-03	4.472E-02	3.482E-07	9.909E-08	1.223E-06	
Line		7.514E-01	3.491E-01	1.617E+00	7.787E-07	3.618E-07	1.676E-06	
Strike		Probability, 1/yr			1.127E-06	4.609E-07	2.899E-06	
1.0E-5		1/yr design speed			60.	60.	60.	
1.0E-6		1/yr design speed			70.	60.	98.	
1.0E-7		1/yr design speed			124.	103.	145.	
44	123	3.405E+03	1.0000	9	7	7		
Point		1.357E-02	5.279E-03	3.489E-02	6.683E-07	2.600E-07	1.718E-06	
Line		5.403E-01	3.046E-01	9.583E-01	1.008E-06	5.682E-07	1.788E-06	
Strike		Probability, 1/yr			1.676E-06	8.282E-07	3.506E-06	
1.0E-5		1/yr design speed			60.	60.	60.	
1.0E-6		1/yr design speed			81.	60.	102.	
1.0E-7		1/yr design speed			131.	113.	148.	
44	124	3.405E+02	0.1000	2	2	2		
Point		1.440E-03	1.224E-04	1.694E-02	1.576E-07	1.339E-08	1.853E-06	
Line		1.000E-01	0.000E+00	0.000E+00	4.145E-07	0.000E+00	0.000E+00	
Strike		Probability, 1/yr			5.721E-07	1.339E-08	1.853E-06	
1.0E-5		1/yr design speed			60.	50.	60.	
1.0E-6		1/yr design speed			60.	50.	84.	
1.0E-7		1/yr design speed			110.	50.	133.	
45	67	1.339E+03	0.4000	2	2	2		
Point		2.445E-01	3.517E-02	1.700E+00	6.808E-06	9.792E-07	4.733E-05	
Line		6.152E+00	4.615E+00	8.200E+00	6.487E-06	4.866E-06	8.647E-06	
Strike		Probability, 1/yr			1.329E-05	5.846E-06	5.598E-05	
1.0E-5		1/yr design speed			76.	60.	108.	
1.0E-6		1/yr design speed			128.	115.	151.	
1.0E-7		1/yr design speed			166.	155.	188.	

45	68	3.346E+03	1.0000	6	6	6	
Point		2.508E-01	2.103E-02	2.991E+00	8.379E-06	7.026E-07	9.993E-05
Line		6.212E+00	1.321E+00	2.921E+01	7.861E-06	1.672E-06	3.696E-05
Strike Probability, 1/yr					1.624E-05	2.375E-06	1.369E-04
1.0E-5	1/yr design speed				81.	60.	127.
1.0E-6	1/yr design speed				132.	93.	167.
1.0E-7	1/yr design speed				169.	139.	202.
45	69	3.346E+03	1.0000	7	5	5	
Point		1.135E-02	2.834E-03	4.544E-02	4.423E-07	1.105E-07	1.771E-06
Line		2.980E-01	1.417E-01	6.268E-01	4.399E-07	2.091E-07	9.254E-07
Strike Probability, 1/yr					8.822E-07	3.196E-07	2.696E-06
1.0E-5	1/yr design speed				60.	60.	60.
1.0E-6	1/yr design speed				60.	60.	94.
1.0E-7	1/yr design speed				120.	100.	140.
45	70	2.343E+03	0.7000	1	1	1	
Point		3.409E-03	0.000E+00	0.000E+00	2.712E-08	0.000E+00	0.000E+00
Line		3.000E-01	0.000E+00	0.000E+00	9.039E-08	0.000E+00	0.000E+00
Strike Probability, 1/yr					1.175E-07	0.000E+00	0.000E+00
1.0E-5	1/yr design speed				60.	50.	50.
1.0E-6	1/yr design speed				60.	50.	50.
1.0E-7	1/yr design speed				74.	50.	50.
45	71	3.346E+02	0.1000	2	1	1	
Point		3.750E-03	0.000E+00	0.000E+00	4.176E-07	0.000E+00	0.000E+00
Line		2.000E-01	0.000E+00	0.000E+00	8.436E-07	0.000E+00	0.000E+00
Strike Probability, 1/yr					1.261E-06	0.000E+00	0.000E+00
1.0E-5	1/yr design speed				60.	50.	50.
1.0E-6	1/yr design speed				76.	50.	50.
1.0E-7	1/yr design speed				129.	50.	50.
45	72	3.346E+01	0.0100	1	1	1	
Point		8.523E-01	0.000E+00	0.000E+00	4.745E-04	0.000E+00	0.000E+00
Line		3.000E+00	0.000E+00	0.000E+00	6.327E-05	0.000E+00	0.000E+00
Strike Probability, 1/yr					5.378E-04	0.000E+00	0.000E+00
1.0E-5	1/yr design speed				148.	50.	50.
1.0E-6	1/yr design speed				185.	50.	50.
1.0E-7	1/yr design speed				221.	50.	50.
45	73	3.346E+01	0.0100	0	0	0	
45	74	3.346E+01	0.0100	0	0	0	
45	75	3.346E+03	1.0000	0	0	0	
45	76	3.346E+03	1.0000	0	0	0	
45	83	6.693E+02	0.2000	13	10	10	
Point		6.889E-01	3.400E-02	1.396E+01	2.493E-04	1.231E-05	5.051E-03
Line		3.926E+00	9.403E-01	1.639E+01	5.382E-05	1.289E-05	2.247E-04
Strike Probability, 1/yr					3.031E-04	2.520E-05	5.276E-03
1.0E-5	1/yr design speed				138.	92.	186.
1.0E-6	1/yr design speed				177.	138.	223.
1.0E-7	1/yr design speed				212.	174.	258.

45	84	2.343E+03	0.7000	17	15	15	
Point	8.927E-02	4.826E-02	1.651E-01	1.207E-05	6.525E-06	2.233E-05	
Line	2.543E+00	1.710E+00	3.781E+00	1.302E-05	8.756E-06	1.937E-05	
Strike Probability, 1/yr				2.509E-05	1.528E-05	4.170E-05	
1.0E-5 1/yr design speed				93.	80.	106.	
1.0E-6 1/yr design speed				140.	130.	150.	
1.0E-7 1/yr design speed				176.	167.	185.	
45	85	3.346E+02	0.1000	7	7	7	
Point	3.785E-01	3.013E-02	4.756E+00	1.475E-04	1.174E-05	1.854E-03	
Line	4.324E+00	7.655E-01	2.442E+01	6.384E-05	1.130E-05	3.606E-04	
Strike Probability, 1/yr				2.114E-04	2.304E-05	2.214E-03	
1.0E-5 1/yr design speed				134.	90.	173.	
1.0E-6 1/yr design speed				172.	136.	209.	
1.0E-7 1/yr design speed				206.	173.	244.	
45	86	3.346E+02	0.1000	5	5	5	
Point	9.376E-01	2.254E-02	3.901E+01	2.610E-04	6.275E-06	1.086E-02	
Line	8.815E+00	8.576E-01	9.061E+01	9.296E-05	9.044E-06	9.555E-04	
Strike Probability, 1/yr				3.540E-04	1.532E-05	1.181E-02	
1.0E-5 1/yr design speed				142.	80.	200.	
1.0E-6 1/yr design speed				180.	130.	235.	
1.0E-7 1/yr design speed				214.	167.	270.	
45	87	2.008E+03	0.6000	30	28	28	
Point	1.914E+00	4.466E-01	8.202E+00	5.328E-04	1.243E-04	2.283E-03	
Line	8.974E+00	4.298E+00	1.873E+01	9.463E-05	4.533E-05	1.976E-04	
Strike Probability, 1/yr				6.274E-04	1.697E-04	2.481E-03	
1.0E-5 1/yr design speed				151.	128.	175.	
1.0E-6 1/yr design speed				188.	166.	211.	
1.0E-7 1/yr design speed				223.	201.	246.	
45	88	3.346E+03	1.0000	17	16	16	
Point	1.400E+00	5.258E-01	3.729E+00	1.326E-04	4.977E-05	3.530E-04	
Line	8.910E+00	4.985E+00	1.593E+01	3.195E-05	1.787E-05	5.710E-05	
Strike Probability, 1/yr				1.645E-04	6.765E-05	4.101E-04	
1.0E-5 1/yr design speed				128.	110.	145.	
1.0E-6 1/yr design speed				167.	152.	183.	
1.0E-7 1/yr design speed				203.	187.	219.	
45	89	3.346E+03	1.0000	55	49	49	
Point	1.286E+00	3.743E-01	4.415E+00	3.937E-04	1.146E-04	1.352E-03	
Line	6.060E+00	3.259E+00	1.127E+01	7.029E-05	3.780E-05	1.307E-04	
Strike Probability, 1/yr				4.640E-04	1.524E-04	1.483E-03	
1.0E-5 1/yr design speed				146.	126.	166.	
1.0E-6 1/yr design speed				183.	164.	203.	
1.0E-7 1/yr design speed				218.	199.	238.	
45	90	3.346E+03	1.0000	42	40	40	
Point	2.943E+00	8.682E-01	9.977E+00	6.883E-04	2.030E-04	2.333E-03	
Line	7.366E+00	4.256E+00	1.275E+01	6.525E-05	3.770E-05	1.129E-04	
Strike Probability, 1/yr				7.535E-04	2.407E-04	2.446E-03	
1.0E-5 1/yr design speed				154.	136.	173.	
1.0E-6 1/yr design speed				189.	173.	208.	
1.0E-7 1/yr design speed				222.	206.	241.	

45	91	3.346E+03	1.0000	47	44	44	
Point	2.079E+00	7.280E-01	5.938E+00	5.441E-04	1.905E-04	1.554E-03	
Line	8.581E+00	4.853E+00	1.517E+01	8.506E-05	4.811E-05	1.504E-04	
Strike Probability, 1/yr				6.292E-04	2.386E-04	1.704E-03	
1.0E-5 1/yr design speed				152.	137.	168.	
1.0E-6 1/yr design speed				188.	174.	204.	
1.0E-7 1/yr design speed				221.	207.	237.	

45	92	3.346E+03	1.0000	71	63	63	
Point	6.340E-01	2.304E-01	1.745E+00	2.506E-04	9.109E-05	6.897E-04	
Line	4.909E+00	2.759E+00	8.737E+00	7.351E-05	4.131E-05	1.308E-04	
Strike Probability, 1/yr				3.242E-04	1.324E-04	8.205E-04	
1.0E-5 1/yr design speed				143.	129.	158.	
1.0E-6 1/yr design speed				181.	168.	195.	
1.0E-7 1/yr design speed				213.	201.	228.	

45	93	3.346E+03	1.0000	71	65	67	
Point	3.171E+00	8.816E-01	1.140E+01	1.253E-03	3.485E-04	4.508E-03	
Line	4.357E+00	2.852E+00	6.658E+00	6.525E-05	4.270E-05	9.970E-05	
Strike Probability, 1/yr				1.319E-03	3.912E-04	4.607E-03	
1.0E-5 1/yr design speed				162.	143.	182.	
1.0E-6 1/yr design speed				197.	179.	217.	
1.0E-7 1/yr design speed				229.	211.	250.	

45	94	3.346E+03	1.0000	87	76	76	
Point	3.817E-01	1.477E-01	9.865E-01	1.849E-04	7.156E-05	4.778E-04	
Line	2.573E+00	1.601E+00	4.135E+00	4.721E-05	2.938E-05	7.586E-05	
Strike Probability, 1/yr				2.321E-04	1.009E-04	5.537E-04	
1.0E-5 1/yr design speed				137.	123.	151.	
1.0E-6 1/yr design speed				175.	163.	188.	
1.0E-7 1/yr design speed				208.	197.	222.	

45	95	3.346E+03	1.0000	85	80	80	
Point	6.199E-01	2.343E-01	1.640E+00	2.934E-04	1.109E-04	7.763E-04	
Line	4.380E+00	2.660E+00	7.213E+00	7.853E-05	4.769E-05	1.293E-04	
Strike Probability, 1/yr				3.719E-04	1.586E-04	9.056E-04	
1.0E-5 1/yr design speed				145.	132.	160.	
1.0E-6 1/yr design speed				182.	170.	196.	
1.0E-7 1/yr design speed				215.	203.	229.	

45	96	3.346E+03	1.0000	53	39	39	
Point	1.468E-01	5.843E-02	3.690E-01	4.333E-05	1.724E-05	1.089E-04	
Line	2.838E+00	1.702E+00	4.732E+00	3.172E-05	1.902E-05	5.289E-05	
Strike Probability, 1/yr				7.505E-05	3.626E-05	1.618E-04	
1.0E-5 1/yr design speed				120.	106.	134.	
1.0E-6 1/yr design speed				162.	151.	173.	
1.0E-7 1/yr design speed				197.	186.	208.	

45	97	3.346E+03	1.0000	57	39	39	
Point	1.012E-01	3.260E-02	3.140E-01	3.211E-05	1.035E-05	9.966E-05	
Line	1.558E+00	9.369E-01	2.589E+00	1.872E-05	1.126E-05	3.113E-05	
Strike Probability, 1/yr				5.083E-05	2.161E-05	1.308E-04	
1.0E-5 1/yr design speed				111.	92.	128.	
1.0E-6 1/yr design speed				154.	142.	168.	
1.0E-7 1/yr design speed				190.	179.	203.	

45	98	3.346E+03	1.0000	101	56	56	
Point	8.453E-01	1.995E-01	3.582E+00	4.754E-04	1.122E-04	2.014E-03	
Line	3.288E+00	1.852E+00	5.838E+00	7.003E-05	3.944E-05	1.243E-04	
Strike Probability, 1/yr				5.454E-04	1.516E-04	2.139E-03	
1.0E-5 1/yr design speed				150.	130.	171.	
1.0E-6 1/yr design speed				186.	169.	206.	
1.0E-7 1/yr design speed				219.	202.	239.	
45	99	3.346E+03	1.0000	48	32	32	
Point	5.611E-01	1.116E-01	2.821E+00	1.500E-04	2.983E-05	7.539E-04	
Line	4.286E+00	1.882E+00	9.759E+00	4.339E-05	1.905E-05	9.880E-05	
Strike Probability, 1/yr				1.933E-04	4.888E-05	8.527E-04	
1.0E-5 1/yr design speed				134.	110.	158.	
1.0E-6 1/yr design speed				173.	153.	194.	
1.0E-7 1/yr design speed				206.	188.	228.	
45	100	3.346E+03	1.0000	44	24	24	
Point	8.811E-01	1.331E-01	5.834E+00	2.159E-04	3.260E-05	1.429E-03	
Line	3.881E+00	1.836E+00	8.204E+00	3.601E-05	1.703E-05	7.613E-05	
Strike Probability, 1/yr				2.519E-04	4.963E-05	1.505E-03	
1.0E-5 1/yr design speed				137.	110.	165.	
1.0E-6 1/yr design speed				175.	153.	201.	
1.0E-7 1/yr design speed				208.	188.	234.	
45	101	3.346E+03	1.0000	22	10	10	
Point	3.549E-01	1.213E-02	1.038E+01	4.348E-05	1.486E-06	1.272E-03	
Line	3.785E+00	7.295E-01	1.964E+01	1.756E-05	3.385E-06	9.113E-05	
Strike Probability, 1/yr				6.104E-05	4.871E-06	1.363E-03	
1.0E-5 1/yr design speed				113.	60.	164.	
1.0E-6 1/yr design speed				156.	115.	200.	
1.0E-7 1/yr design speed				191.	158.	233.	
45	102	3.346E+03	1.0000	37	14	14	
Point	1.072E-01	2.533E-02	4.535E-01	2.208E-05	5.219E-06	9.342E-05	
Line	2.070E+00	8.653E-01	4.953E+00	1.616E-05	6.753E-06	3.865E-05	
Strike Probability, 1/yr				3.824E-05	1.197E-05	1.321E-04	
1.0E-5 1/yr design speed				100.	70.	129.	
1.0E-6 1/yr design speed				144.	119.	170.	
1.0E-7 1/yr design speed				183.	159.	207.	
45	103	3.346E+03	1.0000	12	8	8	
Point	1.779E-01	2.365E-02	1.338E+00	1.188E-05	1.580E-06	8.938E-05	
Line	1.999E+00	1.044E+00	3.827E+00	5.059E-06	2.642E-06	9.685E-06	
Strike Probability, 1/yr				1.694E-05	4.222E-06	9.907E-05	
1.0E-5 1/yr design speed				80.	60.	122.	
1.0E-6 1/yr design speed				129.	100.	164.	
1.0E-7 1/yr design speed				169.	142.	202.	
45	104	3.346E+03	1.0000	9	6	6	
Point	1.638E-02	1.511E-03	1.775E-01	8.208E-07	7.573E-08	8.896E-06	
Line	8.843E-01	2.126E-01	3.679E+00	1.679E-06	4.035E-07	6.983E-06	
Strike Probability, 1/yr				2.499E-06	4.792E-07	1.588E-05	
1.0E-5 1/yr design speed				60.	60.	81.	
1.0E-6 1/yr design speed				91.	60.	133.	
1.0E-7 1/yr design speed				138.	104.	174.	

45	105	3.346E+03	1.0000	12	11	11	
Point	6.044E-02	8.235E-03	4.436E-01	4.039E-06	5.502E-07	2.964E-05	
Line	1.531E+00	5.468E-01	4.287E+00	3.875E-06	1.384E-06	1.085E-05	
Strike Probability, 1/yr				7.913E-06	1.934E-06	4.049E-05	
1.0E-5 1/yr design speed				60.	60.	104.	
1.0E-6 1/yr design speed				115.	83.	150.	
1.0E-7 1/yr design speed				157.	129.	188.	
45	106	3.346E+03	1.0000	4	4	4	
Point	1.508E-02	6.880E-04	3.304E-01	3.358E-07	1.532E-08	7.358E-06	
Line	5.359E-01	1.277E-01	2.249E+00	4.521E-07	1.078E-07	1.897E-06	
Strike Probability, 1/yr				7.879E-07	1.231E-07	9.255E-06	
1.0E-5 1/yr design speed				60.	60.	60.	
1.0E-6 1/yr design speed				60.	60.	121.	
1.0E-7 1/yr design speed				116.	72.	163.	
45	107	3.346E+03	1.0000	8	5	5	
Point	9.731E-03	1.390E-03	6.814E-02	4.334E-07	6.189E-08	3.035E-06	
Line	1.083E+00	2.153E-01	5.448E+00	1.827E-06	3.632E-07	9.192E-06	
Strike Probability, 1/yr				2.261E-06	4.251E-07	1.223E-05	
1.0E-5 1/yr design speed				60.	60.	74.	
1.0E-6 1/yr design speed				89.	60.	130.	
1.0E-7 1/yr design speed				137.	102.	172.	
45	108	3.346E+03	1.0000	17	13	13	
Point	5.612E-02	8.994E-03	3.501E-01	5.312E-06	8.513E-07	3.314E-05	
Line	1.415E+00	5.508E-01	3.633E+00	5.072E-06	1.975E-06	1.303E-05	
Strike Probability, 1/yr				1.038E-05	2.826E-06	4.617E-05	
1.0E-5 1/yr design speed				66.	60.	107.	
1.0E-6 1/yr design speed				121.	92.	152.	
1.0E-7 1/yr design speed				162.	136.	191.	
45	109	3.346E+03	1.0000	1	1	1	
Point	9.659E-04	0.000E+00	0.000E+00	5.378E-09	0.000E+00	0.000E+00	
Line	1.000E-01	0.000E+00	0.000E+00	2.109E-08	0.000E+00	0.000E+00	
Strike Probability, 1/yr				2.647E-08	0.000E+00	0.000E+00	
1.0E-5 1/yr design speed				50.	50.	50.	
1.0E-6 1/yr design speed				50.	50.	50.	
1.0E-7 1/yr design speed				50.	50.	50.	
45	110	3.346E+03	1.0000	1	1	1	
Point	2.812E-02	0.000E+00	0.000E+00	1.566E-07	0.000E+00	0.000E+00	
Line	1.500E+00	0.000E+00	0.000E+00	3.164E-07	0.000E+00	0.000E+00	
Strike Probability, 1/yr				4.729E-07	0.000E+00	0.000E+00	
1.0E-5 1/yr design speed				60.	50.	50.	
1.0E-6 1/yr design speed				60.	50.	50.	
1.0E-7 1/yr design speed				106.	50.	50.	
45	111	3.346E+03	1.0000	6	6	6	
Point	2.325E-03	9.420E-04	5.741E-03	7.768E-08	3.147E-08	1.918E-07	
Line	2.675E-01	1.226E-01	5.834E-01	3.385E-07	1.552E-07	7.382E-07	
Strike Probability, 1/yr				4.162E-07	1.867E-07	9.300E-07	
1.0E-5 1/yr design speed				60.	60.	60.	
1.0E-6 1/yr design speed				60.	60.	60.	
1.0E-7 1/yr design speed				104.	83.	125.	

45	112	3.346E+03	1.0000	4	2	2		
Point	1.173E-02	2.503E-03	5.494E-02	2.612E-07	5.575E-08	1.224E-06		
Line	1.373E+00	5.956E-02	3.166E+01	1.158E-06	5.024E-08	2.671E-05		
Strike Probability, 1/yr				1.420E-06	1.060E-07	2.793E-05		
1.0E-5 1/yr design speed				60.	60.	99.		
1.0E-6 1/yr design speed				78.	60.	147.		
1.0E-7 1/yr design speed				129.	67.	186.		
45	113	3.346E+03	1.0000	7	5	5		
Point	1.313E-02	2.053E-03	8.402E-02	5.119E-07	8.001E-08	3.275E-06		
Line	7.192E-01	2.201E-01	2.349E+00	1.062E-06	3.250E-07	3.468E-06		
Strike Probability, 1/yr				1.574E-06	4.050E-07	6.743E-06		
1.0E-5 1/yr design speed				60.	60.	60.		
1.0E-6 1/yr design speed				80.	60.	116.		
1.0E-7 1/yr design speed				130.	100.	160.		
45	114	3.346E+03	1.0000	0	0	0		
45	115	3.346E+03	1.0000	0	0	0		
45	116	3.346E+03	1.0000	3	3	3		
Point	3.259E-02	1.437E-02	7.391E-02	5.443E-07	2.400E-07	1.235E-06		
Line	6.645E-01	4.813E-01	9.174E-01	4.204E-07	3.045E-07	5.805E-07		
Strike Probability, 1/yr				9.648E-07	5.445E-07	1.815E-06		
1.0E-5 1/yr design speed				60.	60.	60.		
1.0E-6 1/yr design speed				60.	60.	84.		
1.0E-7 1/yr design speed				119.	104.	135.		
45	117	3.346E+03	1.0000	1	1	1		
Point	4.800E+00	0.000E+00	0.000E+00	2.673E-05	0.000E+00	0.000E+00		
Line	9.600E+00	0.000E+00	0.000E+00	2.025E-06	0.000E+00	0.000E+00		
Strike Probability, 1/yr				2.875E-05	0.000E+00	0.000E+00		
1.0E-5 1/yr design speed				92.	50.	50.		
1.0E-6 1/yr design speed				136.	50.	50.		
1.0E-7 1/yr design speed				176.	50.	50.		
45	118	3.346E+03	1.0000	4	4	4		
Point	9.821E-03	8.739E-04	1.104E-01	2.187E-07	1.946E-08	2.458E-06		
Line	2.531E+00	1.260E-01	5.082E+01	2.135E-06	1.063E-07	4.287E-05		
Strike Probability, 1/yr				2.354E-06	1.258E-07	4.533E-05		
1.0E-5 1/yr design speed				60.	60.	110.		
1.0E-6 1/yr design speed				91.	60.	156.		
1.0E-7 1/yr design speed				139.	73.	194.		
45	119	3.346E+03	1.0000	2	2	2		
Point	3.849E+00	3.388E-04	4.372E+04	4.286E-05	3.772E-09	4.869E-01		
Line	7.601E+00	7.443E-01	7.761E+01	3.206E-06	3.140E-07	3.274E-05		
Strike Probability, 1/yr				4.606E-05	3.177E-07	4.869E-01		
1.0E-5 1/yr design speed				102.	60.	260.		
1.0E-6 1/yr design speed				145.	60.	293.		
1.0E-7 1/yr design speed				183.	96.	325.		

45	120	3.346E+03	1.0000	1	1	1		
Point		4.602E-01	0.000E+00	0.000E+00	2.563E-06	0.000E+00	0.000E+00	0.000E+00
Line		4.050E+00	0.000E+00	0.000E+00	8.542E-07	0.000E+00	0.000E+00	0.000E+00
Strike Probability, 1/yr					3.417E-06	0.000E+00	0.000E+00	0.000E+00
1.0E-5	1/yr design speed				60.	50.	50.	
1.0E-6	1/yr design speed				97.	50.	50.	
1.0E-7	1/yr design speed				141.	50.	50.	
45	121	3.346E+03	1.0000	0	0	0		
45	122	3.346E+03	1.0000	19	18	18		
Point		4.626E-02	1.176E-02	1.820E-01	4.894E-06	1.244E-06	1.925E-05	
Line		9.032E-01	4.327E-01	1.885E+00	3.619E-06	1.734E-06	7.554E-06	
Strike Probability, 1/yr					8.513E-06	2.978E-06	2.680E-05	
1.0E-5	1/yr design speed				60.	60.	94.	
1.0E-6	1/yr design speed				116.	92.	142.	
1.0E-7	1/yr design speed				158.	136.	182.	
45	123	3.346E+03	1.0000	10	10	10		
Point		5.966E-03	2.835E-03	1.256E-02	3.322E-07	1.578E-07	6.991E-07	
Line		5.149E-01	3.337E-01	7.944E-01	1.086E-06	7.038E-07	1.675E-06	
Strike Probability, 1/yr					1.418E-06	8.617E-07	2.374E-06	
1.0E-5	1/yr design speed				60.	60.	60.	
1.0E-6	1/yr design speed				77.	60.	93.	
1.0E-7	1/yr design speed				129.	115.	142.	
45	124	1.673E+02	0.0500	0	0	0		
46	67	6.573E+02	0.2000	5	5	5		
Point		2.329E-01	1.226E-02	4.426E+00	3.301E-05	1.737E-06	6.273E-04	
Line		2.412E+00	4.811E-01	1.209E+01	1.295E-05	2.583E-06	6.492E-05	
Strike Probability, 1/yr					4.596E-05	4.320E-06	6.922E-04	
1.0E-5	1/yr design speed				104.	60.	153.	
1.0E-6	1/yr design speed				147.	106.	191.	
1.0E-7	1/yr design speed				184.	148.	227.	
46	68	3.286E+03	1.0000	9	8	8		
Point		2.961E-01	6.879E-02	1.274E+00	1.511E-05	3.510E-06	6.502E-05	
Line		6.774E+00	2.063E+00	2.224E+01	1.309E-05	3.988E-06	4.298E-05	
Strike Probability, 1/yr					2.820E-05	7.498E-06	1.080E-04	
1.0E-5	1/yr design speed				96.	60.	125.	
1.0E-6	1/yr design speed				141.	116.	164.	
1.0E-7	1/yr design speed				178.	156.	199.	
46	69	3.286E+03	1.0000	0	0	0		
46	70	3.286E+02	0.1000	0	0	0		
46	83	1.643E+02	0.0500	1	1	1		
Point		3.864E-02	0.000E+00	0.000E+00	4.381E-06	0.000E+00	0.000E+00	
Line		1.700E+00	0.000E+00	0.000E+00	7.301E-06	0.000E+00	0.000E+00	
Strike Probability, 1/yr					1.168E-05	0.000E+00	0.000E+00	
1.0E-5	1/yr design speed				72.	50.	50.	
1.0E-6	1/yr design speed				127.	50.	50.	
1.0E-7	1/yr design speed				165.	50.	50.	

46	84	9.859E+02	0.3000	3	1	1	
Point	5.682E-04	0.000E+00	0.000E+00	3.221E-08	0.000E+00	0.000E+00	0.000E+00
Line	1.000E-01	0.000E+00	0.000E+00	2.147E-07	0.000E+00	0.000E+00	0.000E+00
Strike Probability, 1/yr				2.470E-07	0.000E+00	0.000E+00	0.000E+00
1.0E-5 1/yr design speed				60.	50.	50.	
1.0E-6 1/yr design speed				60.	50.	50.	
1.0E-7 1/yr design speed				97.	50.	50.	
46	85	2.301E+03	0.7000	8	8	8	
Point	1.443E+00	2.714E-02	7.676E+01	9.352E-05	1.758E-06	4.974E-03	
Line	3.368E+00	7.782E-01	1.458E+01	8.266E-06	1.910E-06	3.578E-05	
Strike Probability, 1/yr				1.018E-04	3.668E-06	5.009E-03	
1.0E-5 1/yr design speed				117.	60.	185.	
1.0E-6 1/yr design speed				158.	102.	222.	
1.0E-7 1/yr design speed				195.	144.	258.	
46	86	1.972E+03	0.6000	6	5	5	
Point	1.375E+00	8.681E-03	2.179E+02	7.798E-05	4.921E-07	1.236E-02	
Line	3.773E+00	5.870E-01	2.425E+01	8.102E-06	1.261E-06	5.207E-05	
Strike Probability, 1/yr				8.608E-05	1.753E-06	1.241E-02	
1.0E-5 1/yr design speed				114.	60.	200.	
1.0E-6 1/yr design speed				155.	85.	236.	
1.0E-7 1/yr design speed				192.	134.	271.	
46	87	2.629E+03	0.8000	8	7	7	
Point	2.350E-01	2.015E-02	2.742E+00	1.333E-05	1.142E-06	1.554E-04	
Line	1.263E+00	4.700E-01	3.396E+00	2.713E-06	1.009E-06	7.293E-06	
Strike Probability, 1/yr				1.604E-05	2.152E-06	1.627E-04	
1.0E-5 1/yr design speed				79.	60.	127.	
1.0E-6 1/yr design speed				127.	88.	167.	
1.0E-7 1/yr design speed				166.	135.	204.	
46	88	2.958E+03	0.9000	9	6	6	
Point	2.295E-02	6.656E-03	7.912E-02	1.301E-06	3.774E-07	4.486E-06	
Line	6.462E-01	2.579E-01	1.619E+00	1.388E-06	5.538E-07	3.478E-06	
Strike Probability, 1/yr				2.689E-06	9.312E-07	7.964E-06	
1.0E-5 1/yr design speed				60.	60.	60.	
1.0E-6 1/yr design speed				95.	60.	119.	
1.0E-7 1/yr design speed				141.	121.	159.	
46	89	2.958E+03	0.9000	10	9	9	
Point	2.280E+00	2.566E-01	2.026E+01	1.436E-04	1.616E-05	1.276E-03	
Line	1.964E+01	6.071E+00	6.353E+01	4.686E-05	1.449E-05	1.516E-04	
Strike Probability, 1/yr				1.905E-04	3.065E-05	1.428E-03	
1.0E-5 1/yr design speed				131.	97.	166.	
1.0E-6 1/yr design speed				170.	141.	202.	
1.0E-7 1/yr design speed				205.	177.	238.	
46	90	2.301E+03	0.7000	10	10	10	
Point	8.932E-02	2.455E-02	3.250E-01	7.234E-06	1.988E-06	2.632E-05	
Line	3.187E+00	9.883E-01	1.028E+01	9.778E-06	3.032E-06	3.154E-05	
Strike Probability, 1/yr				1.701E-05	5.020E-06	5.786E-05	
1.0E-5 1/yr design speed				85.	60.	117.	
1.0E-6 1/yr design speed				139.	114.	160.	
1.0E-7 1/yr design speed				177.	157.	196.	

46	91	2.629E+03	0.8000	18	16	16	
Point		2.352E+00	2.287E-01	2.418E+01	3.000E-04	2.917E-05	3.084E-03
Line		8.200E+00	2.665E+00	2.523E+01	3.962E-05	1.288E-05	1.219E-04
Strike Probability, 1/yr					3.396E-04	4.205E-05	3.206E-03
1.0E-5	1/yr design speed				141.	105.	177.
1.0E-6	1/yr design speed				179.	149.	212.
1.0E-7	1/yr design speed				212.	185.	245.
46	92	3.286E+03	1.0000	15	13	13	
Point		5.551E+00	2.151E-01	1.432E+02	4.721E-04	1.829E-05	1.218E-02
Line		9.644E+00	2.460E+00	3.781E+01	3.107E-05	7.924E-06	1.218E-04
Strike Probability, 1/yr					5.031E-04	2.622E-05	1.230E-02
1.0E-5	1/yr design speed				147.	94.	197.
1.0E-6	1/yr design speed				183.	141.	231.
1.0E-7	1/yr design speed				216.	178.	263.
46	93	3.286E+03	1.0000	39	38	38	
Point		1.550E+01	1.742E+00	1.380E+02	3.427E-03	3.851E-04	3.050E-02
Line		9.343E+00	4.021E+00	2.171E+01	7.825E-05	3.368E-05	1.818E-04
Strike Probability, 1/yr					3.506E-03	4.188E-04	3.069E-02
1.0E-5	1/yr design speed				176.	143.	210.
1.0E-6	1/yr design speed				210.	179.	244.
1.0E-7	1/yr design speed				242.	211.	276.
46	94	3.286E+03	1.0000	51	45	45	
Point		1.397E+00	3.489E-01	5.596E+00	4.040E-04	1.009E-04	1.618E-03
Line		7.873E+00	3.679E+00	1.685E+01	8.623E-05	4.030E-05	1.845E-04
Strike Probability, 1/yr					4.902E-04	1.412E-04	1.803E-03
1.0E-5	1/yr design speed				149.	129.	170.
1.0E-6	1/yr design speed				185.	168.	205.
1.0E-7	1/yr design speed				218.	201.	238.
46	95	3.286E+03	1.0000	46	37	37	
Point		1.204E+00	2.965E-01	4.890E+00	3.141E-04	7.734E-05	1.275E-03
Line		6.901E+00	3.396E+00	1.402E+01	6.817E-05	3.355E-05	1.385E-04
Strike Probability, 1/yr					3.822E-04	1.109E-04	1.414E-03
1.0E-5	1/yr design speed				145.	125.	166.
1.0E-6	1/yr design speed				182.	165.	201.
1.0E-7	1/yr design speed				215.	198.	234.
46	96	3.286E+03	1.0000	88	69	69	
Point		1.641E+00	4.290E-01	6.276E+00	8.186E-04	2.140E-04	3.131E-03
Line		4.151E+00	2.405E+00	7.165E+00	7.845E-05	4.545E-05	1.354E-04
Strike Probability, 1/yr					8.971E-04	2.595E-04	3.267E-03
1.0E-5	1/yr design speed				157.	138.	177.
1.0E-6	1/yr design speed				192.	175.	212.
1.0E-7	1/yr design speed				225.	207.	245.
46	97	3.286E+03	1.0000	72	43	43	
Point		3.051E-01	9.973E-02	9.333E-01	1.245E-04	4.071E-05	3.810E-04
Line		4.495E+00	2.436E+00	8.297E+00	6.951E-05	3.766E-05	1.283E-04
Strike Probability, 1/yr					1.940E-04	7.837E-05	5.093E-04
1.0E-5	1/yr design speed				137.	122.	153.
1.0E-6	1/yr design speed				176.	163.	189.
1.0E-7	1/yr design speed				209.	197.	223.

46	98	3.286E+03	1.0000	84	49	49	
Point	9.566E-02	3.307E-02	2.767E-01	4.556E-05	1.575E-05	1.318E-04	
Line	2.173E+00	1.172E+00	4.031E+00	3.920E-05	2.113E-05	7.271E-05	
Strike Probability, 1/yr				8.475E-05	3.688E-05	2.045E-04	
1.0E-5 1/yr design speed				123.	107.	138.	
1.0E-6 1/yr design speed				164.	152.	178.	
1.0E-7 1/yr design speed				199.	187.	211.	
46	99	3.286E+03	1.0000	50	35	35	
Point	3.337E-01	8.322E-02	1.338E+00	9.460E-05	2.359E-05	3.794E-04	
Line	3.317E+00	1.602E+00	6.867E+00	3.562E-05	1.720E-05	7.374E-05	
Strike Probability, 1/yr				1.302E-04	4.079E-05	4.531E-04	
1.0E-5 1/yr design speed				128.	107.	149.	
1.0E-6 1/yr design speed				167.	151.	186.	
1.0E-7 1/yr design speed				202.	186.	219.	
46	100	3.286E+03	1.0000	63	37	37	
Point	2.578E-01	6.489E-02	1.024E+00	9.209E-05	2.318E-05	3.659E-04	
Line	2.576E+00	1.392E+00	4.767E+00	3.485E-05	1.884E-05	6.449E-05	
Strike Probability, 1/yr				1.269E-04	4.201E-05	4.304E-04	
1.0E-5 1/yr design speed				128.	108.	147.	
1.0E-6 1/yr design speed				167.	152.	185.	
1.0E-7 1/yr design speed				201.	187.	218.	
46	101	3.286E+03	1.0000	47	29	29	
Point	7.625E-01	1.199E-01	4.848E+00	2.032E-04	3.196E-05	1.292E-03	
Line	6.117E+00	2.414E+00	1.550E+01	6.174E-05	2.437E-05	1.565E-04	
Strike Probability, 1/yr				2.649E-04	5.632E-05	1.448E-03	
1.0E-5 1/yr design speed				140.	114.	166.	
1.0E-6 1/yr design speed				178.	156.	202.	
1.0E-7 1/yr design speed				211.	191.	235.	
46	102	3.286E+03	1.0000	37	23	23	
Point	7.132E-01	1.344E-01	3.785E+00	1.496E-04	2.819E-05	7.940E-04	
Line	6.844E+00	2.831E+00	1.654E+01	5.438E-05	2.250E-05	1.314E-04	
Strike Probability, 1/yr				2.040E-04	5.069E-05	9.254E-04	
1.0E-5 1/yr design speed				132.	102.	163.	
1.0E-6 1/yr design speed				172.	144.	201.	
1.0E-7 1/yr design speed				208.	181.	236.	
46	103	3.286E+03	1.0000	22	18	18	
Point	3.148E-01	3.709E-02	2.671E+00	3.926E-05	4.627E-06	3.332E-04	
Line	5.365E+00	1.458E+00	1.975E+01	2.535E-05	6.886E-06	9.331E-05	
Strike Probability, 1/yr				6.461E-05	1.151E-05	4.265E-04	
1.0E-5 1/yr design speed				111.	69.	150.	
1.0E-6 1/yr design speed				153.	119.	189.	
1.0E-7 1/yr design speed				191.	159.	225.	
46	104	3.286E+03	1.0000	18	15	15	
Point	1.973E+00	9.791E-02	3.975E+01	2.013E-04	9.991E-06	4.056E-03	
Line	7.829E+00	1.805E+00	3.396E+01	3.026E-05	6.977E-06	1.313E-04	
Strike Probability, 1/yr				2.316E-04	1.697E-05	4.187E-03	
1.0E-5 1/yr design speed				133.	79.	187.	
1.0E-6 1/yr design speed				173.	125.	224.	
1.0E-7 1/yr design speed				209.	164.	258.	

46	105	3.286E+03	1.0000	5	3	3	
Point	9.514E-04	6.891E-04	1.313E-03	2.697E-08	1.953E-08	3.723E-08	
Line	1.674E-01	1.213E-01	2.312E-01	1.798E-07	1.302E-07	2.482E-07	
Strike Probability, 1/yr				2.068E-07	1.498E-07	2.855E-07	
1.0E-5 1/yr design speed				60.	60.	60.	
1.0E-6 1/yr design speed				60.	60.	60.	
1.0E-7 1/yr design speed				87.	78.	99.	
46	106	3.286E+03	1.0000	9	8	8	
Point	3.022E-03	8.576E-04	1.065E-02	1.542E-07	4.376E-08	5.432E-07	
Line	2.349E-01	1.403E-01	3.934E-01	4.541E-07	2.712E-07	7.603E-07	
Strike Probability, 1/yr				6.083E-07	3.150E-07	1.304E-06	
1.0E-5 1/yr design speed				60.	60.	60.	
1.0E-6 1/yr design speed				60.	60.	76.	
1.0E-7 1/yr design speed				112.	95.	130.	
46	107	3.286E+03	1.0000	4	4	4	
Point	1.157E+00	5.244E-03	2.552E+02	2.623E-05	1.189E-07	5.787E-03	
Line	7.228E+00	6.561E-01	7.963E+01	6.209E-06	5.636E-07	6.840E-05	
Strike Probability, 1/yr				3.244E-05	6.825E-07	5.855E-03	
1.0E-5 1/yr design speed				95.	60.	193.	
1.0E-6 1/yr design speed				140.	60.	229.	
1.0E-7 1/yr design speed				179.	111.	263.	
46	108	3.286E+03	1.0000	5	4	4	
Point	1.913E-03	8.138E-04	4.496E-03	5.422E-08	2.307E-08	1.274E-07	
Line	1.244E-01	9.648E-02	1.604E-01	1.336E-07	1.036E-07	1.722E-07	
Strike Probability, 1/yr				1.878E-07	1.267E-07	2.997E-07	
1.0E-5 1/yr design speed				60.	60.	60.	
1.0E-6 1/yr design speed				60.	60.	60.	
1.0E-7 1/yr design speed				84.	73.	99.	
46	109	3.286E+03	1.0000	12	10	10	
Point	3.572E-02	9.502E-03	1.343E-01	2.430E-06	6.465E-07	9.135E-06	
Line	2.369E+00	1.048E+00	5.358E+00	6.106E-06	2.700E-06	1.381E-05	
Strike Probability, 1/yr				8.536E-06	3.346E-06	2.294E-05	
1.0E-5 1/yr design speed				60.	60.	92.	
1.0E-6 1/yr design speed				118.	96.	141.	
1.0E-7 1/yr design speed				160.	140.	181.	
46	110	3.286E+03	1.0000	4	1	1	
Point	2.614E-02	0.000E+00	0.000E+00	5.927E-07	0.000E+00	0.000E+00	
Line	2.000E+00	0.000E+00	0.000E+00	1.718E-06	0.000E+00	0.000E+00	
Strike Probability, 1/yr				2.311E-06	0.000E+00	0.000E+00	
1.0E-5 1/yr design speed				60.	50.	50.	
1.0E-6 1/yr design speed				90.	50.	50.	
1.0E-7 1/yr design speed				137.	50.	50.	
46	111	3.286E+03	1.0000	2	2	2	
Point	3.486E-03	4.523E-04	2.687E-02	3.953E-08	5.128E-09	3.046E-07	
Line	1.373E+00	5.956E-02	3.166E+01	5.898E-07	2.558E-08	1.360E-05	
Strike Probability, 1/yr				6.293E-07	3.071E-08	1.390E-05	
1.0E-5 1/yr design speed				60.	50.	79.	
1.0E-6 1/yr design speed				60.	50.	134.	
1.0E-7 1/yr design speed				113.	50.	175.	

46	112	3.286E+03	1.0000	7	6	6	
Point	1.335E-02	2.396E-03	7.438E-02	5.298E-07	9.510E-08	2.952E-06	
Line	3.937E-01	1.785E-01	8.681E-01	5.918E-07	2.684E-07	1.305E-06	
Strike Probability, 1/yr				1.122E-06	3.635E-07	4.257E-06	
1.0E-5 1/yr design speed				60.	60.	60.	
1.0E-6 1/yr design speed				69.	60.	105.	
1.0E-7 1/yr design speed				123.	98.	151.	
46	113	3.286E+03	1.0000	1	1	1	
Point	2.614E-02	0.000E+00	0.000E+00	1.482E-07	0.000E+00	0.000E+00	
Line	2.000E+00	0.000E+00	0.000E+00	4.295E-07	0.000E+00	0.000E+00	
Strike Probability, 1/yr				5.777E-07	0.000E+00	0.000E+00	
1.0E-5 1/yr design speed				60.	50.	50.	
1.0E-6 1/yr design speed				60.	50.	50.	
1.0E-7 1/yr design speed				110.	50.	50.	
46	114	3.286E+03	1.0000	4	3	3	
Point	4.411E-03	7.176E-04	2.712E-02	1.000E-07	1.627E-08	6.149E-07	
Line	7.764E-01	1.263E-01	4.772E+00	6.669E-07	1.085E-07	4.099E-06	
Strike Probability, 1/yr				7.669E-07	1.248E-07	4.714E-06	
1.0E-5 1/yr design speed				60.	60.	60.	
1.0E-6 1/yr design speed				60.	60.	110.	
1.0E-7 1/yr design speed				117.	73.	156.	
46	115	3.286E+03	1.0000	0	0	0	
46	116	3.286E+03	1.0000	6	5	5	
Point	7.195E-02	4.697E-03	1.102E+00	2.448E-06	1.598E-07	3.749E-05	
Line	3.311E+00	3.648E-01	3.005E+01	4.266E-06	4.700E-07	3.873E-05	
Strike Probability, 1/yr				6.714E-06	6.298E-07	7.622E-05	
1.0E-5 1/yr design speed				60.	60.	119.	
1.0E-6 1/yr design speed				113.	60.	162.	
1.0E-7 1/yr design speed				156.	109.	200.	
46	117	3.286E+03	1.0000	4	3	3	
Point	1.336E-02	5.669E-03	3.149E-02	3.030E-07	1.286E-07	7.140E-07	
Line	8.372E-01	6.064E-01	1.156E+00	7.192E-07	5.209E-07	9.929E-07	
Strike Probability, 1/yr				1.022E-06	6.495E-07	1.707E-06	
1.0E-5 1/yr design speed				60.	60.	60.	
1.0E-6 1/yr design speed				66.	60.	84.	
1.0E-7 1/yr design speed				122.	110.	135.	
46	118	3.286E+03	1.0000	7	6	6	
Point	3.243E-01	9.509E-03	1.106E+01	1.287E-05	3.774E-07	4.390E-04	
Line	9.419E+00	6.834E-01	1.298E+02	1.416E-05	1.027E-06	1.951E-04	
Strike Probability, 1/yr				2.703E-05	1.405E-06	6.342E-04	
1.0E-5 1/yr design speed				93.	60.	158.	
1.0E-6 1/yr design speed				139.	76.	196.	
1.0E-7 1/yr design speed				178.	124.	231.	
46	119	3.286E+03	1.0000	3	3	3	
Point	2.236E-01	1.692E-02	2.953E+00	3.802E-06	2.878E-07	5.023E-05	
Line	3.954E+00	6.304E-01	2.480E+01	2.547E-06	4.061E-07	1.597E-05	
Strike Probability, 1/yr				6.349E-06	6.940E-07	6.620E-05	
1.0E-5 1/yr design speed				60.	60.	114.	
1.0E-6 1/yr design speed				110.	60.	158.	
1.0E-7 1/yr design speed				153.	109.	196.	

46	120	3.286E+03	1.0000	4	3	3	
Point	1.109E-02	7.305E-03	1.683E-02	2.515E-07	1.657E-07	3.817E-07	
Line	7.798E-01	3.293E-01	1.847E+00	6.699E-07	2.828E-07	1.586E-06	
Strike Probability, 1/yr				9.213E-07	4.485E-07	1.968E-06	
1.0E-5 1/yr design speed				60.	60.	60.	
1.0E-6 1/yr design speed				60.	60.	88.	
1.0E-7 1/yr design speed				120.	101.	139.	
46	121	3.286E+03	1.0000	0	0	0	
46	122	3.286E+03	1.0000	5	3	3	
Point	1.073E-02	3.709E-03	3.106E-02	3.042E-07	1.051E-07	8.804E-07	
Line	7.459E-01	2.853E-01	1.950E+00	8.009E-07	3.064E-07	2.094E-06	
Strike Probability, 1/yr				1.105E-06	4.115E-07	2.974E-06	
1.0E-5 1/yr design speed				60.	60.	60.	
1.0E-6 1/yr design speed				69.	60.	99.	
1.0E-7 1/yr design speed				124.	100.	147.	
46	123	3.286E+03	1.0000	7	7	7	
Point	1.161E-02	2.321E-03	5.806E-02	4.607E-07	9.211E-08	2.304E-06	
Line	3.748E-01	1.812E-01	7.753E-01	5.634E-07	2.724E-07	1.165E-06	
Strike Probability, 1/yr				1.024E-06	3.645E-07	3.470E-06	
1.0E-5 1/yr design speed				60.	60.	60.	
1.0E-6 1/yr design speed				66.	60.	101.	
1.0E-7 1/yr design speed				121.	98.	147.	
46	124	1.643E+02	0.0500	1	1	1	
Point	2.557E-03	0.000E+00	0.000E+00	2.899E-07	0.000E+00	0.000E+00	
Line	3.000E-01	0.000E+00	0.000E+00	1.288E-06	0.000E+00	0.000E+00	
Strike Probability, 1/yr				1.578E-06	0.000E+00	0.000E+00	
1.0E-5 1/yr design speed				60.	50.	50.	
1.0E-6 1/yr design speed				80.	50.	50.	
1.0E-7 1/yr design speed				131.	50.	50.	
47	67	1.613E+02	0.0500	0	0	0	
47	68	6.451E+02	0.2000	6	6	6	
Point	6.121E-01	5.068E-03	7.392E+01	1.061E-04	8.782E-07	1.281E-02	
Line	6.740E+00	5.873E-01	7.735E+01	4.425E-05	3.855E-06	5.078E-04	
Strike Probability, 1/yr				1.503E-04	4.734E-06	1.332E-02	
1.0E-5 1/yr design speed				128.	60.	201.	
1.0E-6 1/yr design speed				166.	110.	237.	
1.0E-7 1/yr design speed				202.	152.	272.	
47	69	6.451E+02	0.2000	0	0	0	
47	87	1.613E+02	0.0500	0	0	0	
47	88	3.226E+02	0.1000	3	3	3	
Point	5.473E-02	1.352E-03	2.215E+00	9.484E-06	2.343E-07	3.839E-04	
Line	2.880E+00	2.115E-01	3.921E+01	1.890E-05	1.388E-06	2.574E-04	
Strike Probability, 1/yr				2.839E-05	1.623E-06	6.412E-04	
1.0E-5 1/yr design speed				99.	60.	156.	
1.0E-6 1/yr design speed				143.	84.	191.	
1.0E-7 1/yr design speed				179.	134.	224.	
47	89	1.613E+02	0.0500	0	0	0	

47	90	1.290E+03	0.4000	2	2	2	
Point		3.264E-02	4.810E-04	2.215E+00	9.428E-07	1.389E-08	6.398E-05
Line		6.182E-01	1.859E-01	2.056E+00	6.763E-07	2.034E-07	2.249E-06
Strike Probability, 1/yr					1.619E-06	2.173E-07	6.623E-05
1.0E-5	1/yr design speed				60.	60.	110.
1.0E-6	1/yr design speed				82.	60.	151.
1.0E-7	1/yr design speed				135.	99.	188.
47	91	2.580E+03	0.8000	11	9	9	
Point		1.195E+00	9.917E-02	1.441E+01	9.495E-05	7.877E-06	1.145E-03
Line		6.274E+00	2.002E+00	1.966E+01	1.887E-05	6.023E-06	5.915E-05
Strike Probability, 1/yr					1.138E-04	1.390E-05	1.204E-03
1.0E-5	1/yr design speed				123.	78.	162.
1.0E-6	1/yr design speed				163.	132.	198.
1.0E-7	1/yr design speed				198.	171.	231.
47	92	3.226E+03	1.0000	18	15	15	
Point		5.430E+00	6.158E-01	4.787E+01	5.646E-04	6.403E-05	4.978E-03
Line		8.284E+00	3.388E+00	2.026E+01	3.263E-05	1.334E-05	7.978E-05
Strike Probability, 1/yr					5.972E-04	7.738E-05	5.057E-03
1.0E-5	1/yr design speed				149.	115.	183.
1.0E-6	1/yr design speed				185.	156.	218.
1.0E-7	1/yr design speed				218.	190.	251.
47	93	3.226E+03	1.0000	11	11	11	
Point		3.692E-01	2.845E-02	4.793E+00	2.346E-05	1.807E-06	3.045E-04
Line		1.191E+00	5.275E-01	2.690E+00	2.867E-06	1.270E-06	6.475E-06
Strike Probability, 1/yr					2.633E-05	3.077E-06	3.110E-04
1.0E-5	1/yr design speed				92.	60.	138.
1.0E-6	1/yr design speed				137.	100.	176.
1.0E-7	1/yr design speed				175.	146.	211.
47	94	3.226E+03	1.0000	20	18	18	
Point		5.894E-01	7.418E-02	4.683E+00	6.809E-05	8.570E-06	5.410E-04
Line		2.273E+00	1.016E+00	5.081E+00	9.946E-06	4.448E-06	2.224E-05
Strike Probability, 1/yr					7.804E-05	1.302E-05	5.633E-04
1.0E-5	1/yr design speed				115.	76.	149.
1.0E-6	1/yr design speed				156.	129.	186.
1.0E-7	1/yr design speed				191.	168.	220.
47	95	3.226E+03	1.0000	50	46	46	
Point		1.114E-01	4.401E-02	2.822E-01	3.219E-05	1.271E-05	8.151E-05
Line		1.830E+00	1.118E+00	2.997E+00	2.002E-05	1.223E-05	3.279E-05
Strike Probability, 1/yr					5.221E-05	2.494E-05	1.143E-04
1.0E-5	1/yr design speed				111.	96.	126.
1.0E-6	1/yr design speed				155.	144.	167.
1.0E-7	1/yr design speed				191.	181.	202.
47	96	3.226E+03	1.0000	59	50	50	
Point		1.105E-01	4.732E-02	2.580E-01	3.766E-05	1.613E-05	8.792E-05
Line		1.694E+00	1.073E+00	2.674E+00	2.186E-05	1.385E-05	3.452E-05
Strike Probability, 1/yr					5.952E-05	2.997E-05	1.224E-04
1.0E-5	1/yr design speed				114.	101.	127.
1.0E-6	1/yr design speed				157.	146.	168.
1.0E-7	1/yr design speed				192.	183.	203.

47	97	3.226E+03	1.0000	73	53	53	
Point		3.856E-02	1.904E-02	7.808E-02	1.626E-05	8.029E-06	3.292E-05
Line		1.132E+00	7.463E-01	1.717E+00	1.808E-05	1.192E-05	2.743E-05
Strike Probability, 1/yr					3.434E-05	1.995E-05	6.035E-05
1.0E-5	1/yr design speed				104.	91.	116.
1.0E-6	1/yr design speed				151.	141.	159.
1.0E-7	1/yr design speed				187.	179.	196.
47	98	3.226E+03	1.0000	67	55	55	
Point		3.667E-02	1.895E-02	7.098E-02	1.419E-05	7.333E-06	2.747E-05
Line		9.624E-01	6.925E-01	1.338E+00	1.411E-05	1.015E-05	1.961E-05
Strike Probability, 1/yr					2.830E-05	1.749E-05	4.708E-05
1.0E-5	1/yr design speed				100.	86.	110.
1.0E-6	1/yr design speed				147.	139.	155.
1.0E-7	1/yr design speed				184.	177.	191.
47	99	3.226E+03	1.0000	51	33	33	
Point		6.278E-01	1.328E-01	2.969E+00	1.850E-04	3.911E-05	8.747E-04
Line		3.066E+00	1.666E+00	5.643E+00	3.422E-05	1.859E-05	6.297E-05
Strike Probability, 1/yr					2.192E-04	5.770E-05	9.376E-04
1.0E-5	1/yr design speed				135.	112.	158.
1.0E-6	1/yr design speed				173.	155.	194.
1.0E-7	1/yr design speed				207.	189.	228.
47	100	3.226E+03	1.0000	56	40	40	
Point		2.981E-01	8.771E-02	1.013E+00	9.643E-05	2.837E-05	3.278E-04
Line		4.829E+00	2.383E+00	9.783E+00	5.917E-05	2.921E-05	1.199E-04
Strike Probability, 1/yr					1.556E-04	5.758E-05	4.476E-04
1.0E-5	1/yr design speed				133.	116.	151.
1.0E-6	1/yr design speed				173.	158.	188.
1.0E-7	1/yr design speed				206.	193.	221.
47	101	3.226E+03	1.0000	45	29	29	
Point		1.902E-01	4.765E-02	7.590E-01	4.944E-05	1.239E-05	1.973E-04
Line		3.848E+00	1.662E+00	8.908E+00	3.789E-05	1.636E-05	8.771E-05
Strike Probability, 1/yr					8.732E-05	2.875E-05	2.850E-04
1.0E-5	1/yr design speed				123.	101.	144.
1.0E-6	1/yr design speed				164.	148.	182.
1.0E-7	1/yr design speed				199.	184.	215.
47	102	3.226E+03	1.0000	26	10	10	
Point		2.295E-03	1.489E-03	3.537E-03	3.447E-07	2.236E-07	5.312E-07
Line		2.483E-01	1.760E-01	3.502E-01	1.412E-06	1.001E-06	1.992E-06
Strike Probability, 1/yr					1.757E-06	1.225E-06	2.524E-06
1.0E-5	1/yr design speed				60.	60.	60.
1.0E-6	1/yr design speed				83.	72.	95.
1.0E-7	1/yr design speed				133.	122.	144.
47	103	3.226E+03	1.0000	13	9	9	
Point		4.602E-01	3.092E-02	6.848E+00	3.456E-05	2.322E-06	5.143E-04
Line		5.372E+00	1.399E+00	2.063E+01	1.528E-05	3.979E-06	5.867E-05
Strike Probability, 1/yr					4.984E-05	6.302E-06	5.729E-04
1.0E-5	1/yr design speed				105.	60.	154.
1.0E-6	1/yr design speed				148.	108.	193.
1.0E-7	1/yr design speed				186.	149.	229.

47	104	3.226E+03	1.0000	23	18	18	
Point	1.819E+00	8.318E-02	3.980E+01	2.417E-04	1.105E-05	5.287E-03	
Line	4.466E+00	1.295E+00	1.540E+01	2.247E-05	6.517E-06	7.750E-05	
Strike Probability, 1/yr				2.642E-04	1.757E-05	5.365E-03	
1.0E-5 1/yr design speed				135.	79.	191.	
1.0E-6 1/yr design speed				175.	125.	227.	
1.0E-7 1/yr design speed				211.	164.	261.	
47	105	3.226E+03	1.0000	9	7	7	
Point	1.169E+02	4.089E-02	3.339E+05	6.075E-03	2.126E-06	1.736E+01	
Line	5.867E+00	6.105E-01	5.638E+01	1.155E-05	1.202E-06	1.110E-04	
Strike Probability, 1/yr				6.086E-03	3.328E-06	1.736E+01	
1.0E-5 1/yr design speed				187.	60.	310.	
1.0E-6 1/yr design speed				223.	93.	342.	
1.0E-7 1/yr design speed				258.	136.	372.	
47	106	3.226E+03	1.0000	9	6	6	
Point	3.231E-01	2.022E-02	5.165E+00	1.680E-05	1.051E-06	2.685E-04	
Line	4.658E+00	7.033E-01	3.085E+01	9.173E-06	1.385E-06	6.076E-05	
Strike Probability, 1/yr				2.597E-05	2.436E-06	3.293E-04	
1.0E-5 1/yr design speed				91.	60.	145.	
1.0E-6 1/yr design speed				137.	87.	185.	
1.0E-7 1/yr design speed				176.	132.	221.	
47	107	3.226E+03	1.0000	10	9	9	
Point	2.918E-01	2.723E-02	3.127E+00	1.686E-05	1.573E-06	1.806E-04	
Line	5.077E+00	9.843E-01	2.618E+01	1.111E-05	2.154E-06	5.729E-05	
Strike Probability, 1/yr				2.796E-05	3.727E-06	2.379E-04	
1.0E-5 1/yr design speed				93.	60.	139.	
1.0E-6 1/yr design speed				138.	97.	180.	
1.0E-7 1/yr design speed				178.	140.	216.	
47	108	3.226E+03	1.0000	7	6	6	
Point	2.529E-02	2.735E-03	2.338E-01	1.022E-06	1.106E-07	9.452E-06	
Line	1.340E+00	3.341E-01	5.377E+00	2.053E-06	5.117E-07	8.236E-06	
Strike Probability, 1/yr				3.075E-06	6.223E-07	1.769E-05	
1.0E-5 1/yr design speed				60.	60.	84.	
1.0E-6 1/yr design speed				96.	60.	135.	
1.0E-7 1/yr design speed				142.	109.	176.	
47	109	3.226E+03	1.0000	19	18	18	
Point	3.865E-01	5.861E-02	2.548E+00	4.241E-05	6.432E-06	2.797E-04	
Line	3.452E+00	1.378E+00	8.646E+00	1.435E-05	5.728E-06	3.595E-05	
Strike Probability, 1/yr				5.676E-05	1.216E-05	3.156E-04	
1.0E-5 1/yr design speed				107.	71.	144.	
1.0E-6 1/yr design speed				150.	119.	183.	
1.0E-7 1/yr design speed				188.	159.	220.	
47	110	3.226E+03	1.0000	17	14	14	
Point	5.415E-02	1.351E-02	2.170E-01	5.318E-06	1.327E-06	2.131E-05	
Line	1.271E+00	6.259E-01	2.580E+00	4.727E-06	2.328E-06	9.598E-06	
Strike Probability, 1/yr				1.004E-05	3.655E-06	3.091E-05	
1.0E-5 1/yr design speed				65.	60.	98.	
1.0E-6 1/yr design speed				120.	97.	145.	
1.0E-7 1/yr design speed				161.	140.	184.	

47	111	3.226E+03	1.0000	15	8	8	
Point	4.414E-01	2.565E-02	7.594E+00	3.824E-05	2.223E-06	6.580E-04	
Line	2.587E+00	6.455E-01	1.037E+01	8.492E-06	2.119E-06	3.403E-05	
Strike Probability, 1/yr				4.673E-05	4.341E-06	6.920E-04	
1.0E-5 1/yr design speed				103.	60.	157.	
1.0E-6 1/yr design speed				146.	100.	196.	
1.0E-7 1/yr design speed				184.	142.	231.	
47	112	3.226E+03	1.0000	3	2	2	
Point	2.543E-02	2.245E-02	2.880E-02	4.406E-07	3.890E-07	4.991E-07	
Line	1.151E+00	7.845E-01	1.688E+00	7.555E-07	5.150E-07	1.108E-06	
Strike Probability, 1/yr				1.196E-06	9.040E-07	1.607E-06	
1.0E-5 1/yr design speed				60.	60.	60.	
1.0E-6 1/yr design speed				72.	60.	82.	
1.0E-7 1/yr design speed				125.	114.	135.	
47	113	3.226E+03	1.0000	0	0	0	
47	114	3.226E+03	1.0000	1	1	1	
Point	3.977E-04	0.000E+00	0.000E+00	2.297E-09	0.000E+00	0.000E+00	
Line	1.000E-01	0.000E+00	0.000E+00	2.188E-08	0.000E+00	0.000E+00	
Strike Probability, 1/yr				2.418E-08	0.000E+00	0.000E+00	
1.0E-5 1/yr design speed				50.	50.	50.	
1.0E-6 1/yr design speed				50.	50.	50.	
1.0E-7 1/yr design speed				50.	50.	50.	
47	115	3.226E+03	1.0000	1	0	0	
47	116	3.226E+03	1.0000	2	2	2	
Point	4.060E-01	3.262E-05	5.052E+03	4.690E-06	3.768E-10	5.837E-02	
Line	4.789E+00	3.233E-02	7.096E+02	2.096E-06	1.415E-08	3.105E-04	
Strike Probability, 1/yr				6.786E-06	1.452E-08	5.868E-02	
1.0E-5 1/yr design speed				60.	50.	229.	
1.0E-6 1/yr design speed				111.	50.	263.	
1.0E-7 1/yr design speed				154.	50.	295.	
47	117	3.226E+03	1.0000	10	7	8	
Point	2.996E-02	1.281E-02	7.008E-02	1.731E-06	7.401E-07	4.048E-06	
Line	1.260E+00	5.293E-01	2.998E+00	2.756E-06	1.158E-06	6.559E-06	
Strike Probability, 1/yr				4.487E-06	1.898E-06	1.061E-05	
1.0E-5 1/yr design speed				60.	60.	68.	
1.0E-6 1/yr design speed				105.	82.	127.	
1.0E-7 1/yr design speed				149.	128.	168.	
47	118	3.226E+03	1.0000	6	2	2	
Point	3.279E-01	2.171E-03	4.951E+01	1.136E-05	7.525E-08	1.716E-03	
Line	7.952E+00	4.503E-01	1.404E+02	1.044E-05	5.911E-07	1.844E-04	
Strike Probability, 1/yr				2.180E-05	6.664E-07	1.900E-03	
1.0E-5 1/yr design speed				87.	60.	175.	
1.0E-6 1/yr design speed				135.	60.	212.	
1.0E-7 1/yr design speed				174.	111.	247.	

47	119	3.226E+03	1.0000	3	0	1		
Point	0.000E+00	0.000E+00	0.000E+00	0.000E+00	0.000E+00	0.000E+00	0.000E+00	0.000E+00
Line	1.000E-01	0.000E+00	0.000E+00	6.564E-08	0.000E+00	0.000E+00	0.000E+00	0.000E+00
Strike Probability, 1/yr				6.564E-08	0.000E+00	0.000E+00	0.000E+00	0.000E+00
1.0E-5 1/yr design speed				50.	50.	50.	50.	50.
1.0E-6 1/yr design speed				50.	50.	50.	50.	50.
1.0E-7 1/yr design speed				50.	50.	50.	50.	50.
47	120	3.226E+03	1.0000	1	1	1		
Point	5.682E-04	0.000E+00	0.000E+00	3.282E-09	0.000E+00	0.000E+00	0.000E+00	0.000E+00
Line	1.000E-01	0.000E+00	0.000E+00	2.188E-08	0.000E+00	0.000E+00	0.000E+00	0.000E+00
Strike Probability, 1/yr				2.516E-08	0.000E+00	0.000E+00	0.000E+00	0.000E+00
1.0E-5 1/yr design speed				50.	50.	50.	50.	50.
1.0E-6 1/yr design speed				50.	50.	50.	50.	50.
1.0E-7 1/yr design speed				50.	50.	50.	50.	50.
47	121	3.226E+03	1.0000	1	1	1		
Point	1.705E-01	0.000E+00	0.000E+00	9.846E-07	0.000E+00	0.000E+00	0.000E+00	0.000E+00
Line	3.000E+00	0.000E+00	0.000E+00	6.564E-07	0.000E+00	0.000E+00	0.000E+00	0.000E+00
Strike Probability, 1/yr				1.641E-06	0.000E+00	0.000E+00	0.000E+00	0.000E+00
1.0E-5 1/yr design speed				60.	50.	50.	50.	50.
1.0E-6 1/yr design speed				80.	50.	50.	50.	50.
1.0E-7 1/yr design speed				129.	50.	50.	50.	50.
47	122	2.903E+03	0.9000	12	8	9		
Point	1.171E-01	2.752E-02	4.986E-01	9.023E-06	2.120E-06	3.840E-05		
Line	1.703E+00	9.247E-01	3.137E+00	4.969E-06	2.698E-06	9.151E-06		
Strike Probability, 1/yr				1.399E-05	4.817E-06	4.755E-05		
1.0E-5 1/yr design speed				76.	60.	107.		
1.0E-6 1/yr design speed				126.	102.	152.		
1.0E-7 1/yr design speed				166.	144.	191.		
47	123	3.226E+03	1.0000	1	1	1		
Point	5.682E-03	0.000E+00	0.000E+00	3.282E-08	0.000E+00	0.000E+00	0.000E+00	0.000E+00
Line	5.000E-01	0.000E+00	0.000E+00	1.094E-07	0.000E+00	0.000E+00	0.000E+00	0.000E+00
Strike Probability, 1/yr				1.422E-07	0.000E+00	0.000E+00	0.000E+00	0.000E+00
1.0E-5 1/yr design speed				60.	50.	50.		
1.0E-6 1/yr design speed				60.	50.	50.		
1.0E-7 1/yr design speed				77.	50.	50.		
47	124	9.677E+02	0.3000	0	0	0		
48	89	1.582E+02	0.0500	0	0	0		
48	90	3.164E+02	0.1000	0	0	0		
48	91	6.327E+02	0.2000	4	4	4		
Point	1.773E+00	2.769E-02	1.135E+02	2.088E-04	3.262E-06	1.337E-02		
Line	9.835E+00	1.615E+00	5.989E+01	4.388E-05	7.205E-06	2.672E-04		
Strike Probability, 1/yr				2.527E-04	1.047E-05	1.363E-02		
1.0E-5 1/yr design speed				138.	68.	199.		
1.0E-6 1/yr design speed				176.	131.	232.		
1.0E-7 1/yr design speed				209.	171.	265.		

48	92	1.265E+03	0.4000	3	3	3	
Point	6.778E-01	1.309E-04	3.509E+03	2.994E-05	5.784E-09	1.550E-01	
Line	1.448E+00	7.936E-02	2.642E+01	2.423E-06	1.328E-07	4.420E-05	
Strike Probability, 1/yr				3.236E-05	1.386E-07	1.550E-01	
1.0E-5 1/yr design speed				96.	60.	234.	
1.0E-6 1/yr design speed				139.	60.	266.	
1.0E-7 1/yr design speed				177.	83.	298.	
48	93	1.898E+03	0.6000	6	4	4	
Point	9.697E+00	3.412E-03	2.756E+04	5.711E-04	2.010E-07	1.623E+00	
Line	1.827E+01	7.374E-01	4.527E+02	4.076E-05	1.645E-06	1.010E-03	
Strike Probability, 1/yr				6.119E-04	1.846E-06	1.624E+00	
1.0E-5 1/yr design speed				150.	60.	267.	
1.0E-6 1/yr design speed				186.	92.	299.	
1.0E-7 1/yr design speed				219.	144.	329.	
48	94	2.531E+03	0.8000	7	6	6	
Point	7.001E-01	6.006E-03	8.163E+01	3.608E-05	3.095E-07	4.206E-03	
Line	2.117E+00	4.460E-01	1.004E+01	4.132E-06	8.707E-07	1.961E-05	
Strike Probability, 1/yr				4.021E-05	1.180E-06	4.226E-03	
1.0E-5 1/yr design speed				101.	60.	180.	
1.0E-6 1/yr design speed				144.	75.	215.	
1.0E-7 1/yr design speed				181.	134.	248.	
48	95	3.164E+03	1.0000	15	15	15	
Point	9.473E-02	1.402E-02	6.399E-01	8.369E-06	1.239E-06	5.654E-05	
Line	8.740E-01	4.198E-01	1.819E+00	2.925E-06	1.405E-06	6.088E-06	
Strike Probability, 1/yr				1.129E-05	2.644E-06	6.262E-05	
1.0E-5 1/yr design speed				70.	60.	110.	
1.0E-6 1/yr design speed				125.	98.	152.	
1.0E-7 1/yr design speed				165.	145.	189.	
48	96	3.164E+03	1.0000	34	33	33	
Point	1.128E-01	3.473E-02	3.663E-01	2.258E-05	6.954E-06	7.334E-05	
Line	1.704E+00	9.312E-01	3.116E+00	1.292E-05	7.063E-06	2.364E-05	
Strike Probability, 1/yr				3.551E-05	1.402E-05	9.698E-05	
1.0E-5 1/yr design speed				103.	79.	122.	
1.0E-6 1/yr design speed				148.	133.	163.	
1.0E-7 1/yr design speed				185.	172.	199.	
48	97	3.164E+03	1.0000	45	34	34	
Point	6.035E-02	2.268E-02	1.606E-01	1.599E-05	6.012E-06	4.255E-05	
Line	9.328E-01	5.940E-01	1.465E+00	9.364E-06	5.963E-06	1.470E-05	
Strike Probability, 1/yr				2.536E-05	1.198E-05	5.726E-05	
1.0E-5 1/yr design speed				94.	74.	111.	
1.0E-6 1/yr design speed				142.	130.	155.	
1.0E-7 1/yr design speed				180.	170.	191.	
48	98	3.164E+03	1.0000	60	44	44	
Point	3.392E-02	1.530E-02	7.518E-02	1.198E-05	5.406E-06	2.657E-05	
Line	9.740E-01	6.269E-01	1.513E+00	1.304E-05	8.392E-06	2.025E-05	
Strike Probability, 1/yr				2.502E-05	1.380E-05	4.682E-05	
1.0E-5 1/yr design speed				96.	79.	110.	
1.0E-6 1/yr design speed				145.	135.	155.	
1.0E-7 1/yr design speed				182.	174.	191.	

48	99	3.164E+03	1.0000	52	32	32	
Point	2.184E-02	9.757E-03	4.888E-02	6.688E-06	2.988E-06	1.497E-05	
Line	6.766E-01	4.250E-01	1.077E+00	7.848E-06	4.930E-06	1.249E-05	
Strike Probability, 1/yr				1.454E-05	7.918E-06	2.746E-05	
1.0E-5 1/yr design speed				80.	60.	98.	
1.0E-6 1/yr design speed				135.	125.	146.	
1.0E-7 1/yr design speed				174.	165.	184.	
48	100	3.164E+03	1.0000	36	30	30	
Point	3.710E-01	8.076E-02	1.705E+00	7.867E-05	1.712E-05	3.615E-04	
Line	3.140E+00	1.640E+00	6.013E+00	2.522E-05	1.317E-05	4.829E-05	
Strike Probability, 1/yr				1.039E-04	3.029E-05	4.097E-04	
1.0E-5 1/yr design speed				123.	100.	146.	
1.0E-6 1/yr design speed				163.	146.	183.	
1.0E-7 1/yr design speed				198.	182.	217.	
48	101	3.164E+03	1.0000	77	60	60	
Point	4.008E-02	1.902E-02	8.445E-02	1.817E-05	8.625E-06	3.830E-05	
Line	1.541E+00	9.581E-01	2.480E+00	2.648E-05	1.646E-05	4.259E-05	
Strike Probability, 1/yr				4.465E-05	2.508E-05	8.089E-05	
1.0E-5 1/yr design speed				111.	99.	124.	
1.0E-6 1/yr design speed				156.	147.	166.	
1.0E-7 1/yr design speed				192.	183.	201.	
48	102	3.164E+03	1.0000	36	25	25	
Point	3.459E-01	6.500E-02	1.841E+00	7.334E-05	1.378E-05	3.903E-04	
Line	4.177E+00	1.715E+00	1.017E+01	3.354E-05	1.377E-05	8.171E-05	
Strike Probability, 1/yr				1.069E-04	2.755E-05	4.720E-04	
1.0E-5 1/yr design speed				120.	90.	152.	
1.0E-6 1/yr design speed				161.	134.	190.	
1.0E-7 1/yr design speed				199.	172.	226.	
48	103	3.164E+03	1.0000	24	13	13	
Point	1.741E-02	3.887E-03	7.795E-02	2.460E-06	5.495E-07	1.102E-05	
Line	1.059E+00	3.548E-01	3.159E+00	5.668E-06	1.900E-06	1.691E-05	
Strike Probability, 1/yr				8.129E-06	2.449E-06	2.793E-05	
1.0E-5 1/yr design speed				60.	60.	97.	
1.0E-6 1/yr design speed				117.	89.	145.	
1.0E-7 1/yr design speed				159.	134.	184.	
48	104	3.164E+03	1.0000	11	9	9	
Point	7.151E-02	5.026E-03	1.018E+00	4.633E-06	3.256E-07	6.592E-05	
Line	1.015E+00	3.547E-01	2.904E+00	2.490E-06	8.703E-07	7.127E-06	
Strike Probability, 1/yr				7.123E-06	1.196E-06	7.305E-05	
1.0E-5 1/yr design speed				60.	60.	115.	
1.0E-6 1/yr design speed				112.	71.	159.	
1.0E-7 1/yr design speed				155.	121.	197.	
48	105	3.164E+03	1.0000	18	12	12	
Point	7.381E-01	3.341E-02	1.631E+01	7.825E-05	3.542E-06	1.729E-03	
Line	3.779E+00	9.252E-01	1.543E+01	1.517E-05	3.715E-06	6.197E-05	
Strike Probability, 1/yr				9.342E-05	7.257E-06	1.791E-03	
1.0E-5 1/yr design speed				116.	60.	174.	
1.0E-6 1/yr design speed				158.	110.	211.	
1.0E-7 1/yr design speed				195.	151.	245.	

48	106	3.164E+03	1.0000	21	17	17	
Point	4.996E-02	1.092E-02	2.285E-01	6.179E-06	1.351E-06	2.826E-05	
Line	1.106E+00	4.867E-01	2.513E+00	5.181E-06	2.280E-06	1.177E-05	
Strike Probability, 1/yr				1.136E-05	3.631E-06	4.004E-05	
1.0E-5 1/yr design speed				70.	60.	104.	
1.0E-6 1/yr design speed				122.	97.	149.	
1.0E-7 1/yr design speed				163.	140.	188.	
48	107	3.164E+03	1.0000	7	6	6	
Point	1.696E-02	2.481E-03	1.160E-01	6.992E-07	1.023E-07	4.780E-06	
Line	4.589E-01	1.906E-01	1.105E+00	7.166E-07	2.976E-07	1.725E-06	
Strike Probability, 1/yr				1.416E-06	3.999E-07	6.506E-06	
1.0E-5 1/yr design speed				60.	60.	60.	
1.0E-6 1/yr design speed				77.	60.	114.	
1.0E-7 1/yr design speed				127.	100.	158.	
48	108	3.164E+03	1.0000	2	2	2	
Point	2.575E-02	1.117E-03	5.936E-01	3.033E-07	1.315E-08	6.992E-06	
Line	1.373E+00	5.956E-02	3.166E+01	6.127E-07	2.657E-08	1.412E-05	
Strike Probability, 1/yr				9.159E-07	3.973E-08	2.112E-05	
1.0E-5 1/yr design speed				60.	50.	90.	
1.0E-6 1/yr design speed				60.	50.	140.	
1.0E-7 1/yr design speed				119.	50.	180.	
48	109	3.164E+03	1.0000	6	6	6	
Point	4.698E-01	8.070E-03	2.735E+01	1.660E-05	2.852E-07	9.664E-04	
Line	3.398E+00	6.096E-01	1.894E+01	4.549E-06	8.160E-07	2.536E-05	
Strike Probability, 1/yr				2.115E-05	1.101E-06	9.918E-04	
1.0E-5 1/yr design speed				85.	60.	163.	
1.0E-6 1/yr design speed				132.	68.	201.	
1.0E-7 1/yr design speed				172.	119.	237.	
48	110	3.164E+03	1.0000	3	1	1	
Point	1.136E-03	0.000E+00	0.000E+00	2.008E-08	0.000E+00	0.000E+00	
Line	2.000E-01	0.000E+00	0.000E+00	1.339E-07	0.000E+00	0.000E+00	
Strike Probability, 1/yr				1.539E-07	0.000E+00	0.000E+00	
1.0E-5 1/yr design speed				60.	50.	50.	
1.0E-6 1/yr design speed				60.	50.	50.	
1.0E-7 1/yr design speed				80.	50.	50.	
48	111	3.164E+03	1.0000	7	3	3	
Point	2.206E-03	5.360E-04	9.081E-03	9.096E-08	2.210E-08	3.744E-07	
Line	2.280E-01	9.628E-02	5.400E-01	3.561E-07	1.504E-07	8.433E-07	
Strike Probability, 1/yr				4.470E-07	1.725E-07	1.218E-06	
1.0E-5 1/yr design speed				60.	60.	60.	
1.0E-6 1/yr design speed				60.	60.	74.	
1.0E-7 1/yr design speed				105.	81.	130.	
48	112	3.164E+03	1.0000	3	2	2	
Point	8.533E-04	5.569E-04	1.307E-03	1.508E-08	9.840E-09	2.310E-08	
Line	1.502E-01	9.802E-02	2.301E-01	1.005E-07	6.560E-08	1.540E-07	
Strike Probability, 1/yr				1.156E-07	7.544E-08	1.771E-07	
1.0E-5 1/yr design speed				60.	50.	60.	
1.0E-6 1/yr design speed				60.	50.	60.	
1.0E-7 1/yr design speed				71.	50.	86.	
48	113	3.164E+03	1.0000	0	0	0	

48	114	3.164E+03	1.0000	1	0	1		
Point	0.000E+00	0.000E+00	0.000E+00	0.000E+00	0.000E+00	0.000E+00	0.000E+00	0.000E+00
Line	2.000E+00	0.000E+00	0.000E+00	4.462E-07	0.000E+00	0.000E+00	0.000E+00	0.000E+00
Strike Probability, 1/yr				4.462E-07	0.000E+00	0.000E+00	0.000E+00	0.000E+00
1.0E-5 1/yr design speed				60.	50.	50.		
1.0E-6 1/yr design speed				60.	50.	50.		
1.0E-7 1/yr design speed				106.	50.	50.		
48	115	3.164E+03	1.0000	0	0	0		
48	116	3.164E+03	1.0000	3	3	3		
Point	2.870E-01	2.905E-03	2.836E+01	5.071E-06	5.132E-08	5.011E-04		
Line	1.278E+00	2.155E-01	7.582E+00	8.555E-07	1.442E-07	5.075E-06		
Strike Probability, 1/yr				5.927E-06	1.956E-07	5.062E-04		
1.0E-5 1/yr design speed				60.	60.	152.		
1.0E-6 1/yr design speed				107.	60.	190.		
1.0E-7 1/yr design speed				150.	83.	227.		
48	117	3.164E+03	1.0000	3	1	1		
Point	1.136E-03	0.000E+00	0.000E+00	2.008E-08	0.000E+00	0.000E+00		
Line	2.000E-01	0.000E+00	0.000E+00	1.339E-07	0.000E+00	0.000E+00		
Strike Probability, 1/yr				1.539E-07	0.000E+00	0.000E+00		
1.0E-5 1/yr design speed				60.	50.	50.		
1.0E-6 1/yr design speed				60.	50.	50.		
1.0E-7 1/yr design speed				80.	50.	50.		
48	118	3.164E+03	1.0000	5	5	5		
Point	1.476E-01	7.451E-02	2.924E-01	4.346E-06	2.194E-06	8.609E-06		
Line	2.598E+00	1.311E+00	5.145E+00	2.898E-06	1.463E-06	5.739E-06		
Strike Probability, 1/yr				7.244E-06	3.657E-06	1.435E-05		
1.0E-5 1/yr design speed				60.	60.	78.		
1.0E-6 1/yr design speed				113.	95.	131.		
1.0E-7 1/yr design speed				155.	138.	172.		
48	119	3.164E+03	1.0000	3	3	3		
Point	4.000E-03	1.023E-03	1.564E-02	7.067E-08	1.807E-08	2.764E-07		
Line	3.883E-01	9.434E-02	1.598E+00	2.599E-07	6.314E-08	1.070E-06		
Strike Probability, 1/yr				3.306E-07	8.121E-08	1.346E-06		
1.0E-5 1/yr design speed				60.	50.	60.		
1.0E-6 1/yr design speed				60.	50.	77.		
1.0E-7 1/yr design speed				99.	50.	132.		
48	120	3.164E+03	1.0000	0	0	0		
48	121	3.164E+03	1.0000	0	0	0		
48	122	2.215E+03	0.7000	2	2	2		
Point	5.369E-03	5.079E-03	5.676E-03	9.035E-08	8.547E-08	9.551E-08		
Line	3.000E-01	0.000E+00	0.000E+00	1.912E-07	0.000E+00	0.000E+00		
Strike Probability, 1/yr				2.816E-07	8.547E-08	9.551E-08		
1.0E-5 1/yr design speed				60.	50.	50.		
1.0E-6 1/yr design speed				60.	50.	50.		
1.0E-7 1/yr design speed				94.	50.	50.		
48	123	3.164E+02	0.1000	0	0	0		
48	124	3.164E+02	0.1000	0	0	0		
48	125	0.000E+00	0.0000	0	0	0		

BIBLIOGRAPHIC DATA SHEET

(See instructions on the reverse)

2. TITLE AND SUBTITLE

3. DATE REPORT PUBLISHED

MONTH

YEAR

4. FIN OR GRANT NUMBER

5. AUTHOR(S)

6. TYPE OF REPORT

7. PERIOD COVERED *(Inclusive Dates)*

8. PERFORMING ORGANIZATION - NAME AND ADDRESS *(If NRC, provide Division, Office or Region, U.S. Nuclear Regulatory Commission, and mailing address; if contractor, provide name and mailing address.)*

9. SPONSORING ORGANIZATION - NAME AND ADDRESS *(If NRC, type "Same as above"; if contractor, provide NRC Division, Office or Region, U.S. Nuclear Regulatory Commission, and mailing address.)*

10. SUPPLEMENTARY NOTES

11. ABSTRACT *(200 words or less)*

12. KEY WORDS/DESCRIPTORS *(List words or phrases that will assist researchers in locating the report.)*

13. AVAILABILITY STATEMENT

unlimited

14. SECURITY CLASSIFICATION

(This Page)

unclassified

(This Report)

unclassified

15. NUMBER OF PAGES

16. PRICE