

Results Summary

[Export...](#)
[View Detail >>](#)

Filter Results











To analyze a subset of your data, you can create one or more filters.

















[Add Filter...](#)
Total: 5041

Visible: 5041



1. Background Information

1. Region



		Response Percent	Response Total
1		18.3%	921
2		7.8%	393
3		12.9%	652
4		16.1%	812
5		10.7%	540
6		11.8%	594
7		6.7%	338
8		2.1%	107
9		8.6%	434
WO		4.9%	248
Total Respondents			5039
(skipped this question)			2

2. Program			
		Response Percent	Response Total
Refuges		33.9%	1708
Partners for Fish and Wildlife (Habitat Conservation)		2.4%	122
Coastal Programs (Habitat Conservation)		0.9%	44
National Wetlands Inventory (Habitat Conservation)		0.3%	17
Project Planning (Habitat Conservation)		1.1%	56
Environmental Contaminants		2.2%	112
Migratory Birds		3.6%	182
Federal Aid		1.7%	85
Law Enforcement		5.8%	294
Hatcheries (Fisheries)		5.5%	276
Management Assistance (Fisheries)		4.4%	220
Marine Mammals		0.2%	10
International Affairs		0.8%	42
Endangered Species		5%	250
Ecological Services		13.9%	702
Human Resources		2.3%	117
External Affairs		3%	151
Budget and Finance		4.3%	216
Information Technology		1.9%	94
Diversity and Civil Rights		0.5%	24
Other		6.3%	317
Total Respondents			5039
(skipped this question)			2

3. Staff Type





		Response Percent	Response Total
Manager or Supervisor		27.5%	1388
Staff		72.5%	3651
Total Respondents			5039
(skipped this question)			2

4. Where is your official duty station?

		Response Percent	Response Total
Field Station		66.8%	3366
Regional Office/Washington Office		33.2%	1673
Total Respondents			5039
(skipped this question)			2

2. ABC Survey

5. The instructions given on the FWS website on how to select ABC codes are clear:

		Response Percent	Response Total
Strongly Disagree		5.8%	280
Disagree		28.8%	1403
Agree		63.4%	3085
Strongly Agree		2.1%	101
Total Respondents			4869
(skipped this question)			172

3. Logic question for the clear instructions question.

6. (Optional) If the instructions on the FWS website on coding ABC are not clear, please give a short description of the problem.

View Total Respondents	999
(skipped this question)	4042

4. Untitled Page





7. I have read and understand the FWS Activity Dictionary descriptions and tasks for the ABC codes I select:

		Response Percent	Response Total
Strongly Disagree		3.4%	149
Disagree		22.9%	1008
Agree		69.9%	3072
Strongly Agree		3.7%	164
Total Respondents			4393
(skipped this question)			653





8. I know I am selecting the correct ABC codes because (check all that apply):

		Response Percent	Response Total
I read the instructions on the FWS website		24.2%	1061
I read all the ABC activities tasks and descriptions		49.7%	2179
My co-worker told me what codes to use		16.1%	707
My manager instructed me on what codes to use		46.5%	2037
Other FWS instructions		14.4%	632
View Other (please specify)		15.2%	665
Total Respondents			4382
(skipped this question)			659

9. The titles of the ABC codes give me enough information to select the appropriate code:

		Response Percent	Response Total
Strongly Disagree		7.8%	342
Disagree		39.3%	1726
Agree		51%	2237
Strongly Agree		1.9%	84
Total Respondents			4389
(skipped this question)			657




10. If I initiate, or ask someone to prepare a Travel Voucher or Purchase Request, I understand I have to select an ABC code.

		Response Percent	Response Total
Strongly Disagree		8.3%	363
Disagree		32.8%	1437
Agree		50.1%	2200
Strongly Agree		8.8%	387
Total Respondents			4387
(skipped this question)			659





11. Rate how often you consider each of the following criteria in selecting ABC codes:

	Never	Occasionally	Frequently	Very Frequently	Response Average
My budget activity/subactivity code/Element	41% (1776)	27% (1188)	23% (990)	10% (424)	2.01
ABC work activity definition from the FWS Activity Dictionary	19% (853)	35% (1520)	33% (1462)	13% (550)	2.39
ABC work activity title without reading definitions	28% (1217)	32% (1394)	25% (1103)	15% (659)	2.28
Total Respondents					4380
(skipped this question)					661





12. I determine which work activities to select based on:

		Response Percent	Response Total
Actual work (e.g. I would choose activity L9 if I were Cleaning up Contaminants on Service Lands)		51%	2239
Ultimate outcome (e.g. I would choose the code that represents the ultimate purpose or goal of my work)		35.9%	1573
View Other (please specify)		13.1%	575
Total Respondents			4387
(skipped this question)			659




13. The codes I select accurately describe the work I do:

		Response Percent	Response Total
Strongly Disagree		7%	309
Disagree		28.8%	1262
Agree		57.9%	2538
Strongly Agree		6.3%	277
Total Respondents			4386
(skipped this question)			660





14. The work I perform is NOT captured in the list of ABC activities:

		Response Percent	Response Total
Strongly Disagree		7%	307
Disagree		53.2%	2332
Agree		32.2%	1414
Strongly Agree		7.6%	333
Total Respondents			4386
(skipped this question)			660





15. The statement that best describes the total number of ABC work activities is:

		Response Percent	Response Total
Just enough		32.6%	1432
Too many		43.6%	1914
Too few		23.7%	1040
Total Respondents			4386
(skipped this question)			660

16. The statement that best describes the time it takes for me to determine which ABC codes to select on my Time & Attendance worksheet is (average per pay period):

		Response Percent	Response Total
Less than 10 minutes		70.5%	3094
Between 11 and 30 minutes		24.4%	1069
Between 31 and 60 minutes		3.9%	170
More than 60 minutes		1.2%	53
Total Respondents			4386
(skipped this question)			660

17. It is important to FWS that I select the correct ABC codes:

		Response Percent	Response Total
Strongly Disagree		5.9%	259
Disagree		13.4%	586
Agree		62.2%	2727
Strongly Agree		18.5%	813
Total Respondents			4385
(skipped this question)			661





18. My manager/supervisor has expressed to me the importance of proper ABC coding:

		Response Percent	Response Total
Strongly Disagree		5.5%	239
Disagree		18.4%	809
Agree		61.8%	2711
Strongly Agree		14.3%	626
Total Respondents			4385
(skipped this question)			661





19. I think that the ABC system helps the Service to (check all that apply):

		Response Percent	Response Total
Match performance measures with costs		48.5%	1886
Identify how resources are consumed		69.7%	2709
Help Management make fact-based decisions		39.6%	1540
Formulate the Service's budget request		55.7%	2163
Total Respondents			3886
(skipped this question)			1155



20. I use or have used the FWS ABC website for help or guidance when dealing with ABC coding:

		Response Percent	Response Total
Didn't know there was a website		34.3%	1503
Didn't know that the information was periodically updated		18.9%	828
Use infrequently		44.2%	1936
Use frequently		2.7%	118
Total Respondents			4385
(skipped this question)			661

21. I have been given specific instructions, in addition to those on the FWS ABC website, on how to select ABC codes:

		Response Percent	Response Total
Strongly Disagree		6.1%	269
Disagree		28%	1229
Agree		58.6%	2570
Strongly Agree		7.2%	317
Total Respondents			4385
(skipped this question)			661

22. I personally determine which ABC codes to select on my Time and Attendance worksheet?

		Response Percent	Response Total
Yes		81.8%	3585
No		18.2%	800
Total Respondents			4385
(skipped this question)			661

5. Untitled Page

23. If you do not determine which ABC codes to select, please indicate who provides the appropriate guidance (check all that apply).

		Response Percent	Response Total
Co-worker		14.3%	115
Field Station Administrative Support		22.7%	182
Field Station Manager		23.8%	191
Regional or Washington Office Administrative Support		14.6%	117
Project Leader		27.3%	219
ARD or Division Chief		21.9%	176
Senior WO or RO Leadership (RD, AD, Dep RD, Dep AD)		6.6%	53
Total Respondents			802
(skipped this question)			4239

6. Untitled Page

24. (Optional) The number one item that would improve the accuracy and usefulness of the ABC system is...

View Total Respondents	1974
(skipped this question)	3067