

# G/TIP Grants Overview

October 1, 2011

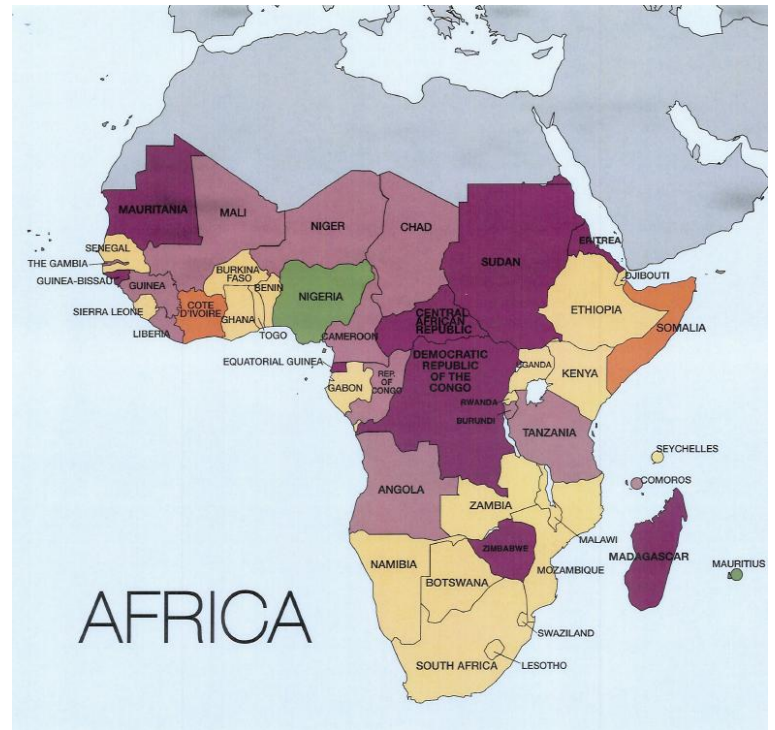
Region	Amount	# of Projects
AF	\$10,780,350	26
EAP	\$12,543,994	32
EUR	\$3,020,000	7
NEA	\$3,771,000	12
SCA	\$10,138,168	27
WHA	\$16,462,540	45
Global	\$7,442,000	19
<b>Total</b>	<b>\$64,158,052</b>	<b>168</b>



2011 Tier Ranking	Total # of Bilateral Grants	Total Amount	Total # of Countries
Tier 1	0	\$0	0
Tier 2	81	\$29,696,395	39
Tier 2WL	34	\$12,472,000	21
Tier 3	9	\$3,320,307	8
Special Case	12	\$6,015,000	2

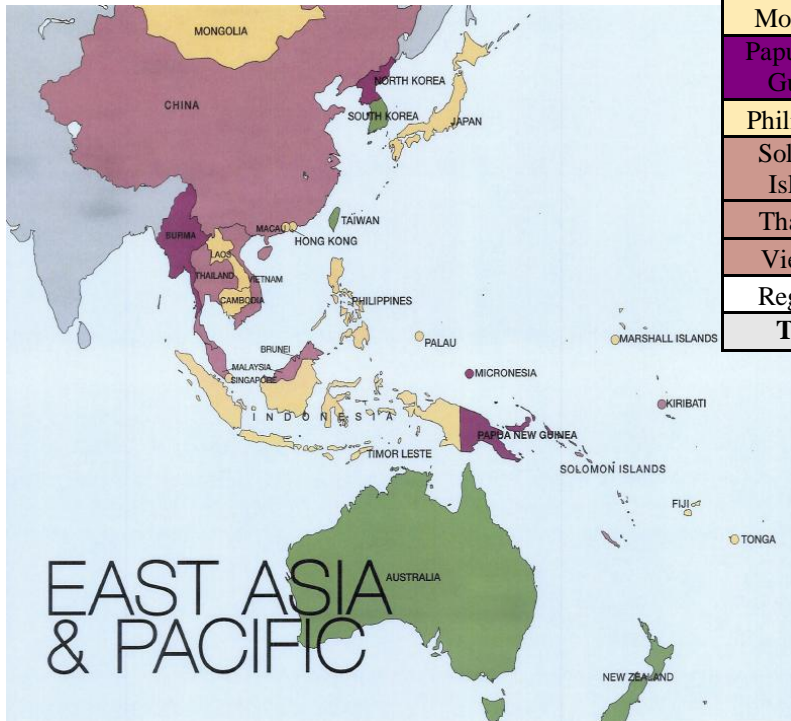
# AF Open Grants Map

Country	Amount	# of Projects
Angola	\$273,000	1
Burkina Faso	\$95,000	1
Cameroon	\$500,000	1
Chad	\$900,000	2
Central African Republic	\$600,000	1
Congo, Democratic Republic of	\$500,000	1
Congo, Republic of the	\$300,000	1
Côte d'Ivoire	\$900,000	1
Djibouti	\$280,000	1
Ethiopia	\$500,000	1
Gambia	\$400,000	1
Ghana	\$450,000	1
Guinea-Bissau	\$800,000	2
Lesotho	\$400,000	1
Mali	\$300,000	1
Niger	\$350,000	1
Senegal	\$250,000	1
Sierra Leone	\$400,000	1
Swaziland	\$500,000	1
Uganda	\$210,000	1
Zambia	\$500,000	1
Regional	\$1,372,350	3
<b>Total</b>	<b>\$10,780,350</b>	<b>26</b>



2011 Tier Ranking	Total # of Bilateral Grants	Total Amount	Total # of Countries
Tier 1	0	\$0	0
Tier 2	10	\$3,585,000	10
Tier 2WL	8	\$3,023,000	7
Tier 3	4	\$1,900,000	3
Special Case	1	\$900,000	1

# EAP Open Grants Map



Country	Amount	# of Projects
Burma	\$334,307	1
Cambodia	\$1,711,400	4
Fiji	\$226,767	1
Indonesia	\$1,090,000	3
Laos	\$850,000	2
Malaysia	\$250,000	1
Mongolia	\$141,520	1
Papua New Guinea	\$400,000	1
Philippines	\$2,680,000	5
Solomon Islands	\$250,000	1
Thailand	\$1,350,000	5
Vietnam	\$1,120,000	3
Regional	\$2,140,000	4
<b>Total</b>	<b>\$12,543,994</b>	<b>32</b>

2011 Tier Ranking	Total # of Bilateral Grants	Total Amount	Total # of Countries
Tier 1	0	\$0	0
Tier 2	16	\$6,699,687	6
Tier 2WL	10	\$2,970,000	4
Tier 3	2	\$734,307	2
Special Case	0	\$0	0

# EUR Open Grants Map

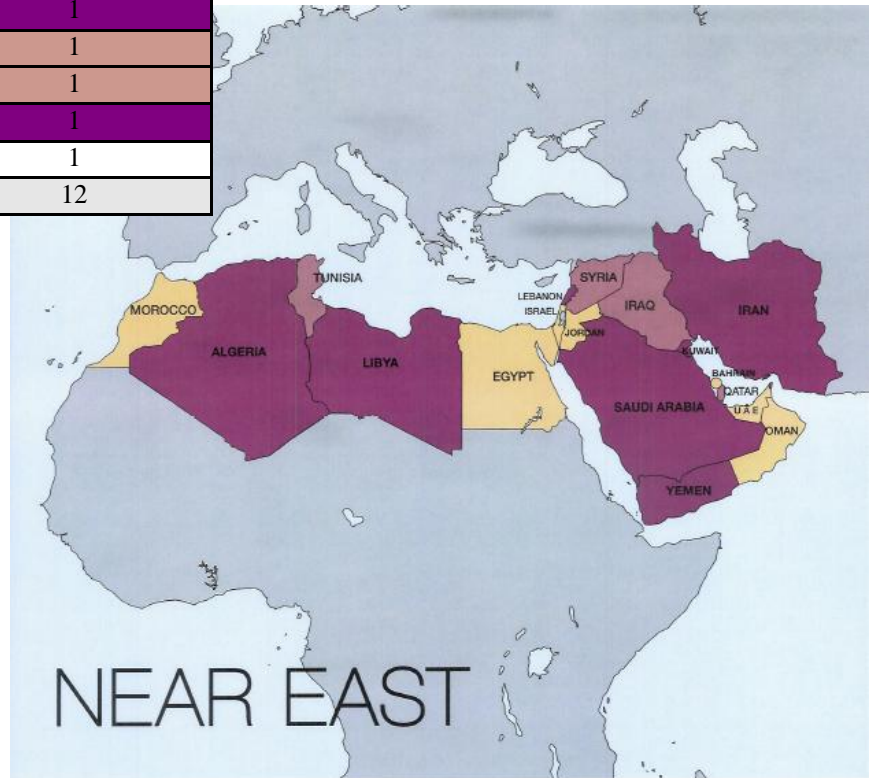
Country	Amount	# of Projects
Albania	\$450,000	1
Azerbaijan	\$600,000	1
Moldova	\$1,320,000	3
Montenegro	\$150,000	1
Turkey	\$500,000	1
<b>Total</b>	<b>\$3,020,000</b>	<b>7</b>



2011 Tier Ranking	Total # of Bilateral Grants	Total Amount	Total # of Countries
Tier 1	0	\$0	0
Tier 2	6	\$2,420,000	4
Tier 2WL	1	\$600,000	1
Tier 3	0	\$0	0
Special Case	0	\$0	0

# NEA Open Grants Map

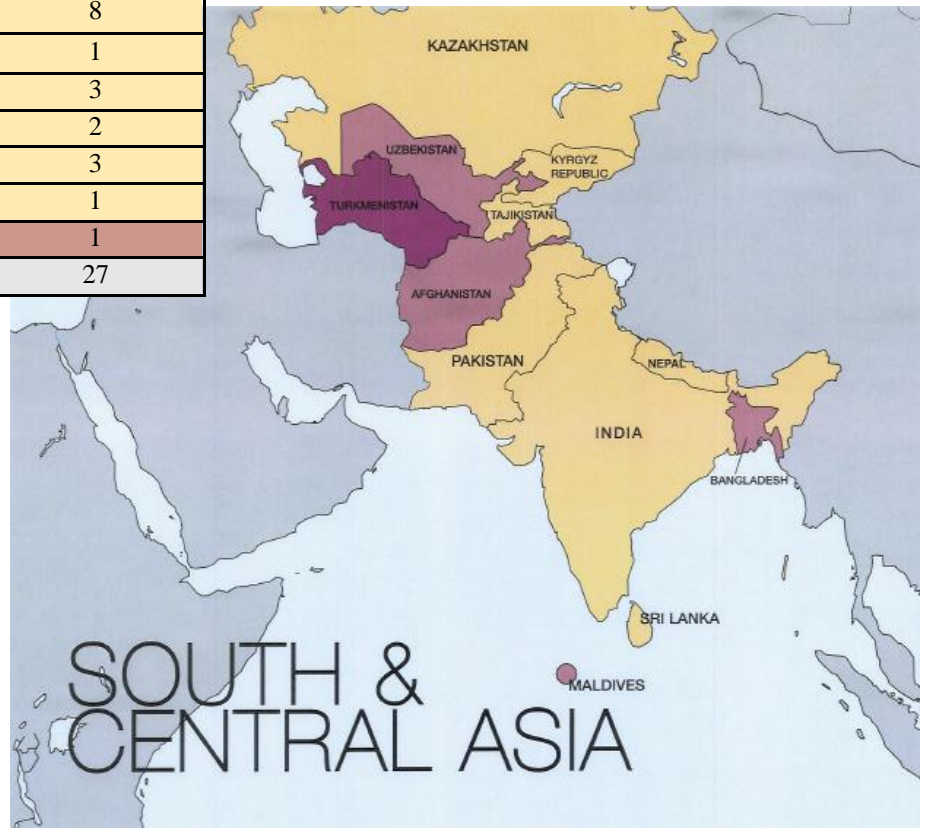
Country	Amount	# of Projects
Algeria	\$136,000	1
Egypt	\$1,030,000	3
Iraq	\$475,000	1
Israel	\$30,000	1
Jordan	\$500,000	1
Lebanon	\$250,000	1
Syria	\$250,000	1
Tunisia	\$400,000	1
Yemen	\$300,000	1
Regional	\$400,000	1
<b>Total</b>	<b>\$3,771,000</b>	<b>12</b>



2011 Tier Ranking	Total # of Bilateral Grants	Total Amount	Total # of Countries
Tier 1	0	\$0	0
Tier 2	5	\$1,560,000	3
Tier 2WL	3	\$1,125,000	3
Tier 3	3	\$686,000	3
Special Case	0	\$0	0

# SCA Open Grants Map

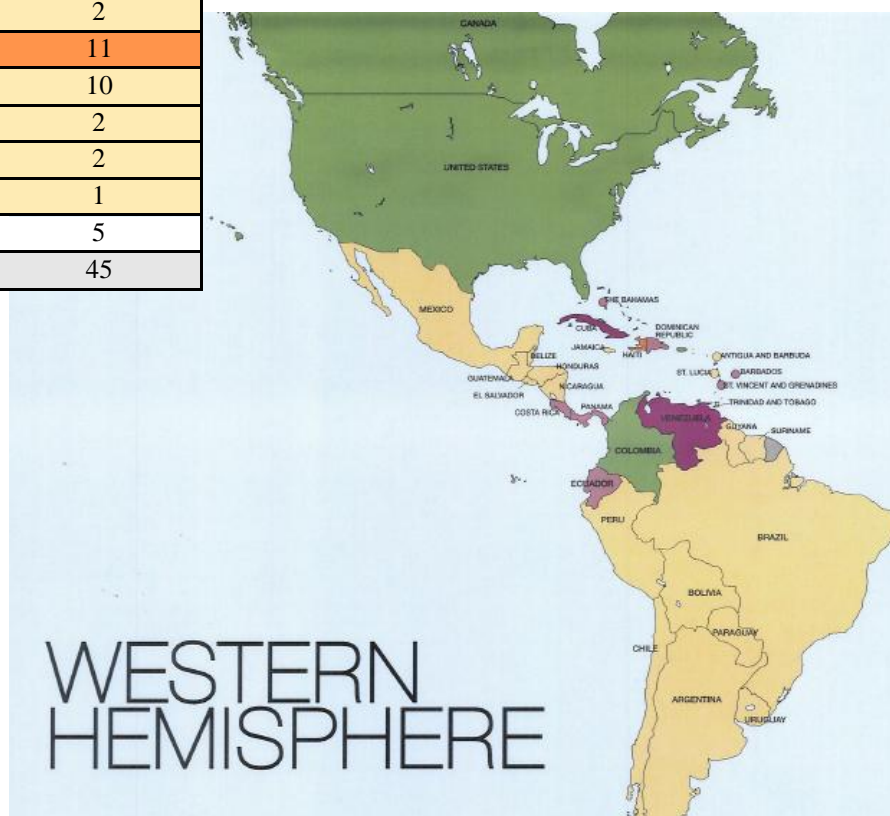
Country	Amount	# of Projects
Afghanistan	\$2,104,000	5
Bangladesh	\$1,150,000	3
India	\$2,533,334	8
Kyrgyzstan	\$300,834	1
Nepal	\$850,000	3
Pakistan	\$1,200,000	2
Sri Lanka	\$1,000,000	3
Tajikistan	\$500,000	1
Uzbekistan	\$500,000	1
<b>Total</b>	<b>\$10,138,168</b>	<b>27</b>



2011 Tier Ranking	Total # of Bilateral Grants	Total Amount	Total # of Countries
Tier 1	0	\$0	0
Tier 2	18	\$6,384,168	6
Tier 2WL	9	\$3,754,000	3
Tier 3	0	\$0	0
Special Case	0	\$0	0

# WHA Open Grants Map

Country	Amount	# of Projects
Argentina	\$500,000	1
Belize	\$311,000	2
Bolivia	\$546,760	1
Brazil	\$1,150,000	3
Costa Rica	\$200,000	1
Dominican Republic	\$400,000	1
Ecuador	\$400,000	1
Guatemala	\$640,000	2
Guyana	\$363,000	2
Haiti	\$5,115,000	11
Mexico	\$4,138,780	10
Nicaragua	\$598,000	2
Peru	\$690,000	2
Suriname	\$110,000	1
Regional	\$1,300,000	5
<b>Total</b>	<b>\$16,462,540</b>	<b>45</b>



2011 Tier Ranking	Total # of Bilateral Grants	Total Amount	Total # of Countries
Tier 1	0	\$0	0
Tier 2	26	\$9,047,540	10
Tier 2WL	3	\$1,000,000	3
Tier 3	0	\$0	0
Special Case	11	\$5,115,000	1