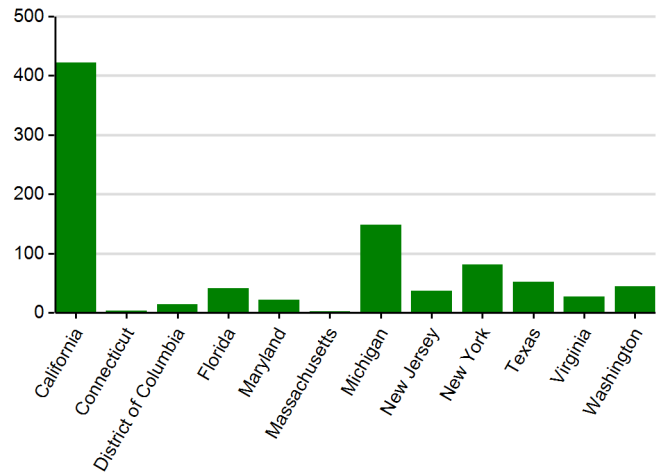


ChargePoint® America Vehicle Charging Infrastructure Summary Report

Report period: May 1, 2011 through August 31, 2011

Charge Unit Usage - By State	ChargePoint Charging Units Installed ¹	Charging Events Performed ²	Electricity Consumed (AC MWh)
California	422	21,269	142.32
Connecticut	3	324	1.64
District of Columbia	14	126	0.98
Florida	41	57	0.13
Maryland	22	612	3.87
Massachusetts	2	218	1.69
Michigan	148	5,730	35.96
New Jersey	37	2,484	14.36
New York	81	1,701	11.45
Texas	52	1,885	13.37
Virginia	27	1,457	9.09
Washington	44	348	2.02
Total	893	36,211	236.86

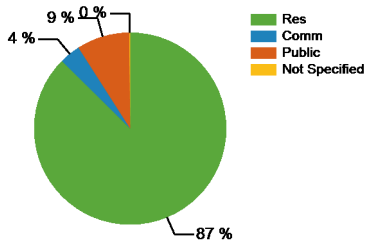
ChargePoint Charging Units to Date by State



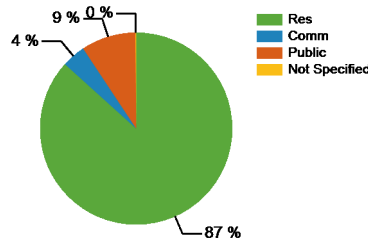
Charging Unit Usage - By Type

	Residential	Private Commercial	Public	Not Specified	Total
Charging units installed ¹	444	83	365	1	893
Charging events performed ²	31,658	1,277	3,220	56	36,211
Electricity consumed (AC MWh)	205.36	9.46	21.76	0.29	236.86
Percent of time with a vehicle connected	40%	18%	4%	48%	27%

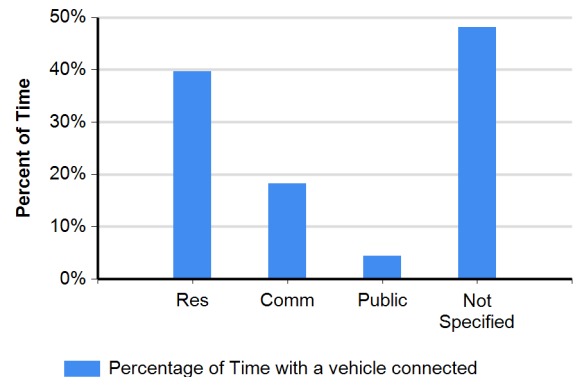
Charging Events



Electricity Consumed



Charging Unit Utilization



¹ Includes all charging units that were in use by the end of the reporting period

² A charging event is defined as the period when a vehicle is connected to a charging unit, during which period some power is transferred