

U.S. Department of Commerce
Economics and Statistics Administration

BUREAU OF THE CENSUS

REPORTS

COMPUTER TAPES

CD-ROM

ONLINE

FLOPPY DISKS

MAPS

1998 CENSUS

CATALOG & GUIDE

AGRICULTURE

BUSINESS

COMMUNICATIONS

CONSTRUCTION

FOREIGN TRADE

GOVERNMENTS

HOUSING

INTERNATIONAL

MANUFACTURING

MINERAL INDUSTRIES

POPULATION

TRANSPORTATION

UTILITIES

1998 CENSUS

CATALOG
& GUIDE

Issued October 1998



U.S. Department of Commerce
William M. Daley, Secretary

Economics and Statistics Administration
Robert J. Shapiro, Under Secretary
for Economic Affairs

BUREAU OF THE CENSUS
James F. Holmes, Acting Director



Economics and Statistics Administration

Robert J. Shapiro, Under Secretary for Economic Affairs



BUREAU OF THE CENSUS

James F. Holmes, Acting Director

Bradford R. Huther, Deputy Director

Paula J. Schneider, Principal Associate Director for Programs

MARKETING SERVICES OFFICE

W. Donald Wynegar, Chief

John C. Kavalionas, Assistant Chief

ACKNOWLEDGMENTS

This edition of the *Census Catalog and Guide* was prepared under the overall direction of **Leslie D. Solomon**, Chief, Customer Services Center, Marketing Services Office and **Barbara J. Aldrich**, the Assistant Chief. **Barbara J. Pruett**, a contractor from Clouds Hill Publications, supervised and assisted in the project. **Michael A. Wolfson** coordinated and assisted in the preparation of the chapters and subject index. **Polly Gordon** assisted in the abstract preparation. **Mary Kilbride** provided support for many phases of the catalog preparation including text entry while **Christopher Powell** provided additional text entry support. **Kim Brown** provided administrative support.

The staff of the Administrative and Customer Services Division, under the general supervision of **Walter C. Odom**, Chief, provided publication planning, design, composition, and printing planning and procurement. **Penny Heiston** edited and coordinated this publication, with the assistance of **Pam Townshend** and **Kevin Proctor**.

Special thanks go to the various individuals in the subject divisions who reviewed materials and provided input for this catalog.

We would like to acknowledge the long-term contributions to the *Catalog and Guide* by **Gary M. Young** and **John McCall**. Both men retired in August 1997. For many years, Gary directed the overall preparation of the Census Catalog and Guide, as well as various other guides and booklets while John coordinated and assisted in the chapter activities.

For sale by the Superintendent of Documents, U.S. Government Printing Office, Washington, DC 20402; phone number 202-512-1800. Library of Congress Card No. 85-644573 GPO Catalog No. C3.163/3

SUGGESTED CITATION

United States. Bureau of the Census. Census catalog and guide. 1985- Washington : U.S. Dept. of Commerce, Bureau of the Census : For sale by the Supt. of Docs., U.S. G.P.O., 1985- v. : ill. ; 28 cm.

Annual.

Vols. for 1985-1989 (as well as vols. for 1980-1984, which were issued under the earlier title), 1990-1994, and 1995-1997 are cumulative.

Kept up to date by the Monthly product announcement and daily list.

Continues: United States. Bureau of the Census. Bureau of the Census catalog.

1. United States. Bureau of the Census—Bibliography—Catalogs.
2. United States—Census—Bibliography—Catalogs.
3. United States—Statistics—Bibliography—Catalogs.
4. United States. Bureau of the Census.

CONTENTS

Introduction	— p. 1
The Internet World	— p. 3
Product Information	— p. 9
Publications	— p.11
General and Reference	— p. 11
Agriculture	— p. 13
Construction	— p. 14
Economic	— p. 15
Foreign Trade	— p. 21
Governments	— p. 24
Housing	— p. 26
International	— p. 29
Population	— p. 30
CD-ROMs	— p. 37
Agriculture	— p. 37
Business	— p. 39
Demographic	— p. 40
Economic	— p. 41
Foreign Trade	— p. 42
Governments	— p. 43
Diskettes	— p. 43
Economic	— p.43
Population	— p. 43
Tapes	— p. 44
Foreign Trade	— p. 44
Housing	— p. 46
Survey of Income and Program Participation (SIPP)	— p. 47
Subject Index	— p. 49
Order Forms	— p. 59

INTRODUCTION

1998 CATALOG AND GUIDE FEATURES

This 1998 edition of the *Census Catalog and Guide* is designed to be a companion to the 1997 edition. The main section of this 1998 edition contains abstracts of products issued by the Census Bureau from October 1996 through December 1997. The products are grouped by media, then organized within each media by subject (e.g., agriculture, foreign trade, governments). Products that have an earlier edition described in the 1997 Catalog have a "see" reference to the abstract in the 1997 Catalog. All other products have complete descriptions in this Catalog. The abstracts are numbered and the subject index cites the numbers.

While both editions list the census products that were released during their respective years, each one also provides a unique section of supplementary information designed to aid census users. The difference in the two editions can be found in the type of assistance that is provided to users in locating the information or services they need. The 1997 edition features a special section which provides lists of key sources of data and assistance. In contrast, the special section of this *1998 Catalog* leads users through the Census Bureau Internet programs and services <<http://www.census.gov>>. This is a response to the strong public use of the newly developed Census Bureau Internet site. Approximately 21,000 different hosts visit the site daily and initiate between 600,000 to 700,000 hits. That's a substantial audience.

KEEPING UP TO DATE

The most effective way to keep current about Census publications is to access the web site, which contains over 60,000 documents at this point. Information about virtually every census product available can be found on the site. Abstracts are presented online at the

time each new product becomes available. And the complete text of all publications released since January 1996 is now available; these documents may be read and printed at the convenience of the user. In addition, there is a growing amount of background information and tables online that are supplementary information to articles and studies that have been published. It is not unusual, for example, for an article that has been printed in an issue of a census serial to refer the reader to statistical tables available only on a web site. This integrated use of the two formats is expected to grow in the future.

Information about new products issued from January 1998 to date can be found in the *Monthly Product Announcement* (MPA) at <<http://www.census.gov/mp/www/mpa.html>>. Data users may receive the MPA free of charge by contacting Customer Services. MPA and MPA-type listings of new products are also available by E-mail subscription. The subscription form for *Monthly Product Announcement* and *Daily List* (biweekly cumulations) is at <<http://www.census.gov/mp/www/subscribe.html>>. Unlike the *Census Catalog and Guide*, the MPA does not describe every data product; it usually presents abstracts of one or two new ones, briefly describes several others, and lists the remainder. Each MPA print issue covers products for a month and may be discarded when the annual *Catalog and Guide* for that time period is produced.

Another source is *Census and You*, a monthly newsletter that highlights new statistical findings and keeps data users informed about important new Bureau products, census and survey plans, and other program developments. Back issues from 1996 to date are available online at <<http://www.census.gov/prod/3/98pubs/cay-9807.pdf>>. Readers may subscribe through the Government Printing Office (GPO) or the Internet site <<http://www.census.gov/mp/www/subscribe.html>>.

This *1998 Census Catalog* is a supplement to the *Census Catalog and Guide: 1997*. If you do not have the '97 catalog, it is available from the Superintendent of Documents. Stock number: 003-02408824-0. Price: \$27.

Ordering information for the 1997 Catalog is as follows. Credit card orders: 202-512-1800; fax 202-512-2250. Mail order address: New orders, Superintendent of Documents, P.O. Box 371954, Pittsburgh, PA. Make checks payable to Superintendent of Documents.

An Adobe® Acrobat® version of the *1997 Census Catalog and Guide* can be accessed from our Internet site at <<http://www.census.gov/prod/www/abs/catalogs.html>>

All web site addresses listed in this catalog are enclosed by a < at the beginning and a > at the end. This is to avoid confusion with punctuation. Do not key the < or > when entering the address.

For the most up-to-date Census Bureau product information, select the **CenStore/Catalog** option from our Internet home page.

CenStore/Catalog is updated on a daily basis as new products are released.

<<http://www.census.gov>>

The record of Bureau of the Census publications from the first census to 1972 appears in the Bureau of the Census *Catalog of Publications, 1790-1972*. Annual, noncumulative Census Bureau catalogs were issued during the balance of the 1970s. They are out of print but can be found in some libraries. The *Census Catalog and Guide: 1989* covers the period 1980 through 1988. The 1994 edition covers mid-1988 through 1993. Readers interested in Census Bureau products issued from 1994 through 1996 should refer to *Census Catalog and Guide: 1997*, which provides a generally complete record of those years. The web site for this Catalog and earlier editions is <<http://www.census.gov/prod/www/abs/catalogs.html>>.

HOW TO ORDER CENSUS PRODUCTS

Readers generally should order publications from GPO or its bookstores, and data files and technical documentation from the Census Bureau Customer Services Center. Individual abstracts in this *Census Catalog and Guide* identify the exceptions. Please note that these abstract numbers should not be used when ordering data products. The correct product number is provided in the product abstract. It begins with the appropriate media designation. For example, all CD-ROM product numbers begin with CD. For information on availability and sale of products, access CenStore at <<http://www.census.gov/mp/www/censtore.html>> or call Customer Services, telephone 301-457-4100.

THE INTERNET WORLD

INTRODUCTION

Welcome to the world of the Internet. The goal of this section is to take you into this new world and acquaint you with the Internet web sites of the Census Bureau. The selection of sites provided in this section is designed as a companion to the Sources of Assistance found in the *1997 Catalog and Guide*. Previous issues of the Catalog are located at <http://www.census.gov/prod/www/abs/catalogs.html>.

You will see that throughout this edition we have incorporated Internet site addresses into our *Census Catalog and Guide* as a standard element of information. The Internet is no longer considered to be a unique or rare source of information; it is now a commonplace source and users expect sites to be cited wherever appropriate. In fact, recent statistics show that the Census Bureau is receiving up to 800,000 hits per day for the pages on its site with the average user accessing 7.5 web pages per visit. That amount of usage demonstrates both audience familiarity with the site as well as the extent to which the information is valued by the users.

The success of the Internet as an effective communications tool has led the Census Bureau to adapt the way it presents and publishes its current information, and how it will develop products in the future. One major influence of the Internet is how it allows the Census Bureau to expand the information it can provide to users without increasing printing costs or staff time. Because of the flexibility of the various formats available to use in presenting information, Census publications are no longer exactly alike in the content they contain. It is now possible to integrate the formats in a way that was not possible even a few years ago. The result is that print publications may be small and have

inherent space and time constraints, but they can be supplemented by detailed tables that are housed on CD-ROMs or the Internet. CD-ROMs have considerably more space than print publications and can include additional data. And web sites offer almost unlimited opportunities in terms of time and space. For example, *Census Briefs* articles are typically just a couple of pages in length. But many of them are supplemented by tables maintained on the Census web site. The web site is referenced in the article as a footnote or as a source of additional information. Either way, the incorporation of web site information into print editions expands the range of information that is made available for the reader to use.

Other benefits of the Internet include the timeliness it provides, the improved search capabilities for statistical researchers, and the convenience of use from virtually any location. What distinguishes an Internet site from other publishing formats is that it provides the opportunity to make information available worldwide on an immediate and uniform basis. Most sites experience several information updates and changes during the year, and many are updated on a regular schedule. But be aware that it is also normal for some URLs to change too, so if you don't find the information or title you are seeking, try a new search strategy. Virtually every Census Bureau publication from 1996 to date is represented on the site, so if you can't find a title on your first search, try a different approach.

CENSUS BUREAU WEB SITES

To help you become aware of the extensive number of Census Bureau web sites, the following pages provide a selective overview of the sources of data and assistance that are online. There are many more sites than can be discussed here, but the following examples will introduce the collection and provide some guidance about how to use it. Users

Census Bureau Web Site Usage

- Over 60,000 documents are on the web server.
- About 21,000 different hosts visit the site per day.
- Normally there are 600,000 - 700,000 "hits" per day. Some days they surpass 800,000. (Summer 1998 figures)
- A comparison of average daily "hits" illustrates the phenomenal growth of site usage.

June 1995

— 4,000 daily average

June 1996


— 13,000 daily average

June 1997

— 270,000 daily average

June 1998

— 650,000 daily average

Figure 1. **Census Bureau Home Page**

may read a number of Census online publications, obtain order information, or communicate with the agency staff. Users may consult with specialists at Census offices throughout the country. They can contact subject specialists through the site, Ask The Experts <<http://www.census.gov/main/www/ask.html>>. The site provides the name and phone numbers of agency experts in many subject areas as well as an E-mail address to send general questions and comments. It also provides the capability to search for a staff person by name. The Census Staff Searcher <<http://www.census.gov/main/www/staffsrch.html>> provides the E-mail address, phone number, and room number of staff members. The Subject Contacts List <<http://www.census.gov/contacts/www/contacts.html>> is a listing of staff experts organized by 28 different categories. Another site, Topical Mailboxes <<http://www.census.gov/main/www/topmail.html>>, allows people to send questions or comments directly to the staff who generate the information for 10 major areas of the agency. Questions of a specific technical nature can be sent by E-mail to <webmaster@census.gov>

A vital part of the mission of the Census Bureau is to provide timely, relevant, and quality data about the people and economy of the United States. The Census Bureau recognizes the value of the Internet as an effective information tool to fulfilling this mission and has integrated it into its service programs. The users of Census Bureau data can access a wide variety of information at the Bureau's official home page. See Figure 1. This site leads users to the official products and services of the agency. It includes access to news, product descriptions, the *Monthly Product Announcement*, and a wide cross section of data on subjects ranging from business to industry to population. The site also links to related sites of other agencies and organizations dealing with statistics.

OVERVIEW OF THE HOME PAGE

The Census Bureau home page is designed so that users need not be familiar with the Bureau's internal organizational structure to effectively locate and use the resources the site has to offer. The home page is organized into several sections, each containing a number of sites. Here is a brief description of the major sections.

About the Bureau. This section provides a broad range of information about the agency, including customer service information, document accessibility to disabled users, the names and phone numbers of agency staff members and their area of expertise, an organization chart, a map of the Bureau, planning activities, and surveys. <<http://www.census.gov/main/www/aboutus.html>>

User Manual. This section is designed to help users to better understand and use the Census Bureau web site. <http://www.census.gov/main/www/man_main.html>.

New on the Site. This section includes a list of titles that have been added to the Census Bureau's site within the last 30 days. A list of additions that have been made to the site within the previous 2 months is

also available. It is possible to subscribe to this site (Census I-Net Bulletin) to receive current information on a regular basis. <<http://www.census.gov/cgi-bin/main/newsite>>

News. This section <<http://www.census.gov/pubinfo/www/news.html>> is designed to provide services to the media and assist journalists in finding and using Census Bureau data. It contains a site for current and past news releases at <<http://www.census.gov/Press-Release/www/date.html>>. There is also a special service, the Census Radio Broadcast Service, which provides Profile America, daily radio features. Another service, The Video Zone, provides short video clips for TV. Facts for Features provides basic census facts and statistics about American holidays such as the 4th of July, Grandparents Day, Mother's Day, African-American History Month, Thanksgiving, Native American Month, and others. The facts provided can be used in feature stories about the subjects, hence the title.


Another section, *Census and You*, is a monthly newsletter. The current and back issues can be accessed at <<http://www.census.gov/mp/www/pub/gen/msgen10d.html>>. And the Internet Hot Sites for Media <http://www.census.gov/pubinfo/www/hot_frm.htm> lists approximately 80 Census web sites that contain the most popular and useful data of interest to the media. Selected demographic sites cover population, income and poverty, health, voting, commuting, marital status, disability, and households and families. Economic sites include general economic information, economic indicators, economy-wide information, industry information, and governments (local, state, and federal). News From Census! is published by the Public Information Office and includes news releases, tip sheets, upcoming events, media references, hot sites, and other information.

Search. This section provides a variety of ways to search the Census databases. The files can be searched by word, words, or phrases. Information searches can be conducted for local areas by the use of place names, ZIP Codes, etc. And searches can be made geographically by pointing and clicking on a specific area of interest on a map. And when you are looking for help, you can search for Census Bureau employee phone numbers and E-mail addresses. <<http://www.census.gov/main/www/srchtol.html>>

Subjects A - Z. This section assists users in searching the Census database by providing an alphabetized list of subjects with appropriate links. <<http://www.census.gov/main/www/subjects.html>>

A number of sites list the names and phone numbers of experts throughout the agency. Here are a few of the most used lists: Ask the Experts lists 28 broad subject areas and the names and phone numbers of staff experts for each subject; the site is at <<http://www.census.gov/main/www/ask.html>>. It does the same for 35 Geographic Concepts. A Subject Contacts List of experts for major subject areas is at <<http://www.census.gov/contacts/www/contacts.html>>. A Topical Mailboxes site at <<http://www.census.gov/main/www/topmail.html>> allows users to send questions or comments to the Census staff members responsible for a select list of major topics.

CenStats and CenStore. CenStats is the fee-based subscription service through which the Census Bureau offers certain special products and services that otherwise would be available only by purchasing CD-ROMs or by special arrangement. <<http://www.census.gov/mp/www/censtore.html>> The CenStore site provides up-to-date descriptions, prices, and ordering information for Census Bureau products, including publications, maps, CD-ROMs, disks, and computer tapes. A list of three vendors is provided where the



material can be purchased. CenStore also lists five “freebies,” which are series titles available without cost to anyone who wants to receive them. One of these, the *Monthly Product Announcement*, is a listing of all new Census Bureau products for the previous month, can be accessed via <<http://www.census.gov/mp/www/mpa.html#MPA>>. Back issues can be accessed from <<http://www.census.gov/mp/www/mpa.html>>.

Just For Fun. This section is a learning tool that is designed to give people a “hands on” opportunity to find and use data and geographic information that are available in the Census databases. For example, it will take you through the process of using Map Stats, an interactive site that presents statistical profiles for states, congressional districts, and counties as well as detailed maps for counties. <<http://www.census.gov/main/www/fun.html>>

WEB SITES FOR CENSUS BUREAU PROGRAMS

Many Census Bureau offices have placed data from their major programs on a web site. For example, the Foreign Trade Division <<http://www.census.gov/foreign-trade/www/>> is making a comprehensive transition to the Internet. While many of their information resources are currently on their site, they hope to complete their transfer by the end of 1998. As a consequence, it is anticipated that some of their titles may no longer be published in paper format in the future. A selected list of titles that can be found on their web site includes: *Correct Way to Fill Out the Shipper's Export Declarations, U.S. International Trade in Goods and Services (FT 900), Foreign Trade Statistics Regulations, Schedule C - Classification of Country and Territory Designations for U.S. Foreign Trade Statistics, Schedule D - Classification of Customs Districts and Ports, and Schedule K - Classification of Foreign Ports by Geographic Trade Area and Country.* Foreign Trade contacts are at <<http://www.census.gov/contacts/www/c-foreig.html>>.

The Census Bureau's regional offices offer educational, inquiry, and reference services to organizations and the public. Information services specialists in the 12 offices assist data users across the country. They furnish information about agency reports and data files and make presentations at workshops and conferences. A list of the offices, the cities where they are located, and their telephone numbers is at <<http://census.gov/contacts/www/c-regoff.html>>.

WEB SITES FOR JOINT ACTIVITIES

The Census Bureau works with other agencies and organizations to develop programs and services. Information about some of these programs are on the web site.

TIGER Activities. A number of private companies, universities, and other organizations have notified the Census Bureau that they offer processing and other services relating to the use of a computer-mapping database, the TIGER/Line™ files. As a service to TIGER users, the Census Bureau maintains an online list of these resource vendors under the subject “TIGER Vendors.” Various data centers and clearinghouse organizations also offer TIGER-related services. The web site for the list is <<http://www.census.gov/geo/www/tiger/vendors.html>>. The site for an abstract about the service is at <<http://www.census.gov/mp/www/pub/gen/msgen7d.html>>. And the site for an abstract about the TIGER Coast-to-Coast Digital Map Data Base service is at <<http://www.census.gov/mp/www/pub/gen/msgen7b.html>>. The U.S. Gazetteer is used to identify places to view with the Tiger Map Server and obtain data from the 1990 Census Lookup server. You can search by entering a place name and state abbreviation or a five-digit ZIP Code. <<http://www.census.gov/cgi-bin/gazetteer>>

State Data Centers. The Census Bureau began the State Data Center (SDC) program in 1978 to make statistical information more readily available to the public. The program

now includes all states, the District of Columbia, Puerto Rico, Guam, the Virgin Islands, and the Northern Mariana Islands. The Bureau furnishes data products, training in data access and use, technical assistance, and consultation to the data centers. They, in turn, offer products and assistance to community leaders, planners, business people, and others. An SDC usually includes a state executive or planning agency, together with a state university, the state library, or both, and several affiliates, such as public libraries, university research centers, and regional planning agencies, throughout the state. SDC agencies and affiliates are part of the Data/Information Centers list. The URL for the list of lead and coordinating agencies is <http://www.census.gov/sdc/www/>.

Business and Industry Data Centers.

A number of states also participate in the Census Bureau's Business/Industry Data Center (BIDC) Program. Participants receive economic data and related assistance and training from the Census Bureau and other federal agencies to further development in their states and to assist businesses and other users of economic data. BIDC affiliates include such organizations as chambers of commerce and small business development centers. See the Data/Information Centers URL noted above.

National Census Information Center.

The Census Bureau sponsors the National Census Information Centers program, designed to give nonprofit organizations with a focus on minority concerns better access to census data. Participants receive relevant Census Bureau data and disseminate them to their member organizations and the public. For a list of participants, access their site at <http://www.census.gov/contacts/www/c-cics.html>.

Federal State Cooperative Program.

The Federal-State Cooperative Programs for Population Estimates and Population Projections include participants in all states, the District of Columbia, and Puerto

Rico. Working in cooperation with the Census Bureau, the participants, normally associated with a state agency or university, prepare population estimates and population projections. <http://www.census.gov/population/www/coop/index2.html>

FEDSTATS. The Federal Interagency Council on Statistical Policy maintains FEDSTATS, one of the most popular government sites, in order to provide easy access to the full range of statistics and information produced by over 70 federal agencies for public use. <http://www.fedstats.gov>

WEB SITES FOR OTHER GOVERNMENT ORGANIZATIONS

The world of the web is a vast one with unlimited possibilities. While this growing source of information gives birth to new sites on a daily basis, it is important to remember that the priority of most researchers is to be able to find specific information quickly and easily. The following web sites focus on providing quick and comprehensive access to the vital areas of the federal government.

The White House web site provides links to every other government agency and Congressional office. It also links to a number of committees and working groups dealing with special projects or studies. It is a quick and effective source of names and phone numbers for virtually every office in the federal government. <http://www.whitehouse.gov/WH/Welcome.html>

The Library of Congress site is important to researchers. The site provides access to the catalogs and services of the Library of Congress and other libraries. And as the library for Congress, it provides considerable legislative information and full text access to current bills under consideration in the House and Senate. <http://www.loc.gov/>

The Federal Depository Library Program (FDLP) was established by Congress to permit selected libraries to act as depositories for government publications to assure that the

SUMMARY

The purpose of this section was to provide an introduction to the Census Bureau home page and showcase the major web sites located there. The information was designed to fit together with the web site addresses that accompany virtually every product citation in the main body of this volume. The consequence is a realistic demonstration of the way the Internet has been integrated into the product information and product plans of the Census Bureau and other agencies. The future has arrived!

American public has access to its government information. The introduction to the program is part of the GPO site located at <http://www.access.gpo.gov/su_docs/libpro.html>. To locate a Federal Depository Library by state or area code, go to <http://www.access.gpo.gov/su_docs/dpos/adpos003.html>.

Depository libraries are valuable sources for Census Bureau documents. The libraries that belong to the FDLP choose to receive (from the Government Printing Office) those federal publications which they think their patrons will need. Of the more than 1,400 libraries now in the system, many receive at least some Census Bureau publications. Since some depositories have incomplete collections of Census Bureau publications, you should check with them before going to their facility.

The U.S. Department of Commerce, International Trade Administration has Export Assistance Centers in many large cities. While these offices mainly furnish services for businesses, they keep reference libraries which include some Census publications. <<http://www.ita.doc.gov>> and U.S. Department of Commerce <<http://www.doc.gov>>

The Villanova Center for Information Law and Policy has created an especially thorough and useful web site for seekers of government information. The Federal Web Locator is at <<http://www.law.vill.edu/fed-agency/fedwebloc.html>>. It is divided into six categories: Legislative Branch, Judicial Branch, Executive Branch (with Departments), Independent agencies, Quasi official agencies, and Nongovernmental federally related sites.

PRODUCT INFORMATION



PUBLICATIONS 102

General and Reference

100

Aging in the United States: Past, Present, and Future

Data time span—1950 through 2050 (varies by subject).

Geographic areas covered—United States.

Subject content—Displays on a wall chart in a series of colorful graphs and accompanying text, data on the elderly population in the United States. Much of the information is for people 65 years of age and over, with selected data for 55 and 85 years of age and over. Graphs contain information on age, sex, educational attainment, percent foreign born, persons living alone and in nursing homes, labor force participation, poverty status, and the ratio of the working-age to the elderly population.

1 p. Published 1997. Single copy free. Use the Census Bureau order form. Available from: Valerie Lawson, Aging Studies Branch, International Programs Center, U.S. Bureau of the Census, Washington, DC 20233-8860; telephone 301-457-1371, fax 301-457-1539.

<<http://www.census.gov/ftp/pub/mp/www/pub/gen/msgen5f.html>>

101

Census Advisory Committee of Professional Associations: Minutes and Report of Committee Recommendation

Subject content—See abstract No. 6.2 in the 1997 Catalog. May 1-2, 1997. 118 pp.

A series of works in progress. Pages vary. Single copy free. Order from: Katherine Italiano, Conference and Travel Management Services Branch, telephone 301-457-2308.

<<http://www.census.gov/prod/3/97pubs/cac-9705.pdf>>

Census and You

Frequency of issue—Monthly.

Geographic areas covered and subject content—See abstract No. 6.7 in the 1997 Catalog. 8-16 pp. Monthly. Annual subscription: \$21. GPO S/N 703-022-00000-6. List ID "DUN." Use the GPO order form.

To access the online issues from 1996 to date, go to the series abstract.

<<http://www.census.gov/ftp/pub/mp/www/pub/gen/msgen10d.html>>

103

Census Brief (CENBR)

Subject content—Provides, in a series of succinct reports, data on topics of current interest. Presented in narrative style accompanied by charts and tables, the reports summarize data from current economic and demographic surveys. Each brief also includes sources of additional information on the discussed topic.

NOTE—The *Census Brief* series continues the *Statistical Brief* series, which is described in abstract No. 90.5 in the 1997 Catalog.

A series of reports in progress. 2 pp. Published 1997-. Single copies free. Use the Census Bureau order form.

CENBR/97-1. Children With Single Parents—How They Fare. 1997.



CENBR/97-2. America's Children at Risk. 1997.


CENBR/97-3. Manufactured Exports Approach \$500 Billion a Year. 1997.

CENBR/97-4. Immigration Bolsters U.S. Housing Market. 1997.

CENBR/97-5. Disabilities Affect One-Fifth of All Americans. 1997.

<<http://www.census.gov/prod/www/titles.html#cenbrief>>



**104****Census Catalog and Guide: 1997**

Geographic areas covered and subject content—Similar to the 1996 edition, but for 1993 through 1996. See abstract No. 9 in the 1997 Catalog.

348 pp. Published 1997. \$27.
GPO S/N 003-024-08824-0.
Use the GPO order form.

<<http://www.census.gov/prod/3/97pubs/cencat97.pdf>>

105**Creating a Census for the 21st Century: The Plan for Census 2000**

Subject content—Highlights plans to improve the accuracy and lower the real cost per housing unit in the Census 2000.

13 pp. Published 1997. Single copy free. Use the Census Bureau order form.

<<http://www.census.gov/ftp/pub/mp/www/pub/gen/msgen16.html>>


106**The Economic Census—Two Moments of Truth: 1954 and 1997 (EC97X-TMT)**

Data time span—1992.

Geographic areas covered—States.

Subject content—Briefly describes the role of the 1953 Watkins Commission Report in reinstating the 1954 Economic Census and mentions that, after talk of curtailing the 1997 Economic Census, it was fully funded. The booklet also alludes to improvements in the two economic censuses: integration in 1954 and the introduction of the North American Industry Classification System (NAICS) in 1997. The NAICS is briefly described and a selected list of new industries is included.

In addition, color maps display data from the 1992 Economic Census, which appear in conjunction with relevant excerpts from the Watkins Commission Report.



20 pp. Published 1997. Single copy free. Use the Census Bureau order form.

<<http://www.census.gov/prod/3/98pubs/ec97x-tm.pdf>>

107**Monthly Product Announcement**

Frequency of issue—Monthly.

Geographic areas covered and subject content—See abstract No. 44 in the 1997 Catalog.

Pages vary. Monthly. Free (subscription or individual copies). Use the Census Bureau order form. Also, for a free E-mail subscription to MPA, either (1) access the Census Bureau's Internet web site at <<http://www.census.gov/mp/www/subscribe.html#SUB>> or (2) send an E-mail message to majordomo@census.gov including "subscribe product-announce" followed by your E-mail address.

<<http://www.census.gov/mp/www/mpa.html#MPA>>

108**Preparing for the 1997 Economic Census: Advance Information You Can Use (EC97-PR-1)**

Subject content—Presents, in a booklet, information designed to help businesses prepare to respond to the 1997 Economic Census. It contains samples of questionnaires to be used in the census. The booklet also provides telephone numbers and E-mail addresses and sites by industry and trade, notes some uses of the data, and identifies the main topics in the census. In addition, it shows how forms may be obtained and responded to electronically.

13 pp. Published 1997. Single copy free. Order from: Robert Marske, EPCD, Room 3685-3, U.S. Census Bureau, Washington, DC 20233; telephone 301-457-2547.

Abstract site: <<http://www.census.gov/mp/www/pub/gen/msgen3j.html>>

Online site: <<http://www.census.gov/prod/2/gen/97econ/ec97/pr1.pdf>>

109**Preview to the 1997 Economic Census**

Subject content—Presents, in a booklet, an overview of the content and dissemination of products containing data collected in the 1997 Economic Census.

The booklet contains information on the content of the various data products, for example, organization by sector (e.g., retail trade, finance, and insurance), data items included (e.g., employment, sales/receipts), and geographic coverage. Also, several special programs (e.g., minority- and women-owned businesses and transportation surveys) are described.

The booklet also contains a chart showing the geographic coverage, media formats (printed report, CD-ROM, Internet), and approximate time (year and quarter) of release for each data product.

In addition, other sources of information are cited, such as Census Bureau publications and regional offices, state data centers, and federal depository libraries, and includes a list of telephone numbers and E-mail addresses for sector specialists.

17 pp. Published 1998. Single copy free. Use the Census Bureau order form.

Abstract site: <<http://www.census.gov/mp/www/pub/gen/msgen3m.html>>

Online site: <<http://www.census.gov/epcd/www/ec97prv.html>>

110**Statistical Abstract of the United States: 1997 (117th Annual Edition)**

Geographic areas covered and subject content—Similar to the 1996 edition, but for selected years from 1790 to 1996, with emphasis on recent years. Also includes projections. See abstract No. 90 in the 1997 Catalog.

1,044 pp. Published 1997. \$51 (clothbound), GPO S/N 003-024-08826-6; \$43 (paperbound), GPO S/N 003-024-08825-8. Use the GPO order form. Also, sold by the National Technical Information Service (NTIS), \$33 (paperbound), PB97-965801; \$39 (clothbound), PB97-965301. Call 703-605-6000 for details.

<<http://www.census.gov/prod/www/abs/cc97stab.html>>


Agriculture**1992 CENSUS OF AGRICULTURE****200****AC92-S-4. History**

Subject content—Presents a history of the 1992 Census of Agriculture. This report features the planning, preparation, and public awareness campaigns, as well as the data collection and processing. This history reviews how the census was conducted in the continental United States, Puerto Rico, Guam, and the Virgin Islands.

In addition, the report describes the Census Bureau's research projects and its efforts to judge how well it covered farms and farmers. The text concludes with an account of the publication program and a description of other publishing media, such as diskettes, microfiche, and computer tapes. Appendices present a number of features including a chronology of principal activities.

256 pp. Published 1996. \$8.50. GPO S/N 003-024-08808-8. Use the GPO order form.

<<http://www.census.gov/prod/2/agr/92sub/AC92-S-4.pdf>>

**STATISTICAL ABSTRACT HIGHLIGHTS**

- Four in ten American families own stock.
- One in three households keep dogs as pets.
- Seven in ten households donate to charities.
- Two in three families use credit cards.
- Four in ten families pay mortgages.

The 117th edition statistically profiles America's population and economy with almost 1,700 tables and graphs. Information includes schools with Internet access, votes cast by various categories in presidential and congressional elections, life expectancy (by age, sex, and race), pet ownership, sports activities, labor and earnings, travel by citizens through the United States and to other countries, and many other topics.

Construction

CURRENT CONSTRUCTION REPORTS

Index for construction reports:
<<http://www.census.gov/prod/www/titles.html#contsvy>>

300

C20. Housing Starts

Frequency of issue—Monthly.

Geographic areas covered and subject content—See abstract No. 412 in the 1997 Catalog.

9-21 pp. Monthly. Annual subscription: \$22. GPO S/N 703-015-00000-0. List ID “CRHS.” Use the GPO order form.

Abstract site: <<http://www.census.gov/prod/www/abs/mscho04a.html>>

List of the issues: <<http://www.census.gov/prod/1/constr/c20/c20.html>>

301

C21. New Residential Construction in Selected Metropolitan Areas

Frequency of issue—Quarterly.

Geographic areas covered and subject content—See abstract No. 414 in the 1997 Catalog.

34-38 pp. Quarterly. Annual subscription: \$11. GPO S/N 703-037-00000-3. List ID “CRRC.” Use the GPO order form.

Abstract site: <<http://www.census.gov/prod/www/abs/mscho05a.html>>

List of the issues: <<http://www.census.gov/prod/1/constr/c21/c21.html>>

302

C22. Housing Completions

Frequency of issue—Quarterly.

Geographic areas covered and subject content—See abstract No. 416 in the 1997 Catalog.

7-14 pp. Quarterly. Annual subscription: \$18. GPO S/N 703-042-00000-7. List ID “CRHC.” Use the GPO order form.

Abstract site: <<http://www.census.gov/prod/www/abs/mscho06a.html>>

List of the issues: <<http://www.census.gov/prod/1/constr/c22/c22.html>>

303

C25. New One-Family Homes Sold

Frequency of issue—Monthly and annual.

Geographic areas covered and subject content—See abstract No. 418 in the 1997 Catalog.

NOTE—The annual summary “Characteristics of New Housing” (C25-(yr.)-A) is included in the annual subscription.

7-20 pp. Monthly. Annual subscription: \$32. GPO S/N 703-038-00000-0. List ID “CROFH.” Use the GPO order form.

Abstract site: <<http://www.census.gov/prod/www/abs/mscho07a.html>>

List of the issues: <<http://www.census.gov/prod/1/constr/c25/c25.html>>

304

C30. Value of New Construction Put in Place

Frequency of issue—Monthly.

Geographic areas covered and subject content—See abstract No. 424 in the 1997 Catalog.

7-20 pp. Monthly. Annual subscription: \$29. GPO S/N 703-040-00000-4. List ID “CRCA.” Use the GPO order form.

Abstract site: <<http://www.census.gov/prod/www/abs/mscho09a.html>>

List of the issues: <<http://www.census.gov/prod/1/constr/c30/c30.html>>

KEY ECONOMIC INDICATORS PROVIDED BY THE CENSUS BUREAU

- Advanced Monthly Retail Trade
- Housing Completions
- Housing Starts
- Housing Vacancies
- Manufacturers’ Shipments, Inventories, and Orders (M3) (Advance Report)
- Manufacturers’ Shipments, Inventories, and Orders (M3) (Regular Report)
- Manufacturing and Trade Inventory and Sales
- Monthly Wholesale Trade
- New Homes Sold and for Sale
- Quarterly Financial Report (QFR)—Manufacturers’, Mining, Retail, and Wholesale Trade
- U.S. International Trade in Goods and Services
- Value of New Construction Put in Place

All indicators are released on a monthly schedule with the exception of the QFR.

305

C50. Expenditures for Residential Improvements and Repairs*Frequency of issue*—Quarterly.*Geographic areas covered and subject content*—See abstract No. 434 in the 1997 Catalog.

14-18 pp. Quarterly. Annual subscription: \$7.50. GPO S/N 703-050-00000-5. List ID “CCRAR.” Use the GPO order form.

Abstract site: <<http://www.census.gov/prod/www/abs/mscho12a.html>>List of the issues: <<http://www.census.gov/prod/1/constr/c50/c50.html>>**Economic****ECONOMIC CENSUS****1992 Census of Financial, Insurance, and Real Estate Industries**

400

FC92-S-3. Miscellaneous Subjects, Subject Series*Data time span*—1992.*Geographic areas covered*—United States, states, and metropolitan areas (MAs).*Subject content*—Presents industry-specific data for various financial, insurance, and real estate industries, e.g., number of insurance and real estate agents, and value of exported services.

76 pp. Published 1996. \$10. Use the Census Bureau order form.

<<http://www.census.gov/prod/2/fire/fc92-s-3.pdf>>**1992 Census of Manufactures**

401

MC92-S-1. General Summary: Industry, Product Class, and Geographic Area Statistics*Data time span*—1992, with some comparative data since 1849.*Geographic areas covered*—United States, states, and metropolitan areas (MAs).*Subject content*—Provides industry data by the Standard Industrial Classification (SIC) code in summary totals for the United States, in two- and three-digit groups, four-digit industries, and five-digit product classes. The report presents data for all manufacturing establishments including administrative offices and auxiliaries by major industry groups and employment size. Data include total number of establishments and establishments with 20 employees or more; total number of employees and payroll; number of production workers, hours worked, and wages; value added by manufacture; value of industry shipments; and new capital expenditures. Also included are operating ratios, number of companies, inventories, labor costs, cost of materials, value of assets, cost of purchased services, and product class value shipped.

382 pp. Published 1997. \$10. Use the Census Bureau order form.

<<http://www.census.gov/prod/1/manmin/92sub/mc92-s-1.pdf>>**1992 Census of Mineral Industries**

402

MIC92-S-1. General Summary*Data time span*—1992, with some comparative data for 1987 and earlier years.*Geographic areas covered*—United States and states.*Subject content*—Presents data shown in other reports from this census, but primarily at the U.S. level. Included are historical statistics, and statistics by industry group, industry,**CENSUS OF MANUFACTURES USES**

- The Bureau of Economic Analysis uses the data to benchmark Gross Domestic Product (GDP) estimates and prepare input-output tables.
- The Bureau of Labor Statistics uses the data to benchmark producer price indexes and prepare productivity statistics.
- The Federal Reserve Board uses the data to prepare indexes of industrial production.
- State and local agencies use the data to forecast economic conditions and plan policies.
- Trade associations, companies, and researchers use the data for economic planning, market analysis, and investment and production decisions.
- National and local news media use the data in general and special business coverage.

geographic area, type of operation, establishments by employment size, shipments and receipts of primary products, and employment at central administrative offices and related facilities.

112 pp. Published 1996. \$10.
Use the Census Bureau order form.
<<http://www.census.gov/prod/2/manmin/mic92s1.pdf>>

1992 Census of Retail Trade

403

RC92-S-2. Measures of Value Produced, Capital Expenditures, Depreciable Assets, and Operating Expenses, Subject Series

Data time span—1992, with some comparative data for 1991.

Geographic areas covered—United States.

Subject content—Provides 1992 data on sales, inventories, capital expenditures, depreciable assets, operating expenses, and measures of value produced for firms with payroll in retail trade, with separate statistics for major kinds of business. Tables on value produced include sales; cost of goods sold; gross margin (i.e., sales less cost of goods sold); value added (i.e., gross margin less some operating expenses—such as purchases of fuels and office supplies) along with net income produced at market prices and factor cost, with separate data for corporations.

Operating expenses cover payroll, employer cost for fringe benefits, and various other costs, ranging from advertising to equipment repairs.

Figures on gross value of depreciable assets, depreciation charges, and lease and rental payments—as well as capital expenditures—apply to buildings/structures and, separately, to machinery/equipment. Data on corporations include assets at the end of 1991 and 1992.

56 pp. Published 1997. \$10.
Use the Census Bureau order form.
<<http://www.census.gov/prod/2/bus/retail/rc92-s-2.pdf>>

1992 Census of Service Industries

404

SC92-S-2. Capital Expenditures, Depreciable Assets, and Operating Expenses, Subject Series

Data time span—1992, with some comparative data for 1991.

Geographic areas covered—United States.

Subject content—Provides, for major kinds of business, 1992 data on receipts, capital expenditures, depreciable assets, and operating expenses for firms with payroll in the service industries (for example, health and legal services). Operating expenses cover payroll, employer costs for fringe benefits, and various other costs, ranging from advertising to equipment repairs.

Figures on gross value of depreciable assets, depreciation charges, and leases and rental payments—as well as capital expenditures—apply to building/structures and, separately, to machinery/equipment. Data on corporations include assets at the end of 1991 and 1992.

68 pp. Published 1997. \$10.
Use the Census Bureau order form.
<<http://www.census.gov/prod/2/bus/services/sc92-s-2.pdf>>

405

SC92-S-4. Sources of Receipts or Revenue, Subject Series

Data time span—1992.

Geographic areas covered—United States, states, and selected metropolitan areas (MAs).

Subject content—Provides data on major sources of receipts or revenue for most service industries. For each source, the report includes, by kind of business or industry, the number of establishments and totals for revenue or receipts.

652 pp. Published 1996. \$10.
Use the Census Bureau order form.
<<http://www.census.gov/prod/2/bus/services/sc92-s-4.pdf>>

The census of transportation, communications, and utilities is the only source of detailed data for specific industries (such as passenger transportation, water transportation, broadcast and cable services, and sanitary services) for states and selected metropolitan areas.

1992 Census of Transportation, Communications, and Utilities

406

UC92-S-2. Miscellaneous Subjects, Subject Series

Data time span—1992.

Geographic areas covered—United States, states, and selected metropolitan areas (MAs).

Subject content—Presents revenue by source for each kind of business for employer establishments and shows for each revenue line the number of establishments with revenue from that source and the percentage of total revenue of the kind of business accounted for by each of the sources of revenue.

The report also presents industry-specific data for various transportation, communications, and utilities industries, e.g., revenue-generating equipment for passenger transportation industries, gross sales and cost of purchased transportation for travel agencies, and construction activity.

160 pp. Published 1996. \$10. Use the Census Bureau order form.

<<http://www.census.gov/prod/2/trans/92uc/uc92-s-2.pdf>>

1992 Census of Wholesale Trade

407

WC92-S-2. Measures of Value Produced, Capital Expenditures, Depreciable Assets, and Operating Expenses, Subject Series

Data time span—1992, with some comparative data for 1991.

Geographic areas covered—United States.

Subject content—Provides 1992 data on sales, inventories, capital expenditures, depreciable assets, operating expenses, and measures of value produced for firms with payroll in merchant wholesale trade, with separate statistics for major kinds of

business. Tables on value produced include sales; cost of goods sold; gross margin (i.e., sales less cost of goods sold); value added (i.e., gross margin less some operating expenses—such as purchases of fuels and office supplies) along with net income produced at market prices and factor cost, with separate data for corporations.

Operating expenses cover payroll, employer cost for fringe benefits, and various other costs, ranging from advertising to equipment repairs.

Figures on gross value of depreciable assets, depreciation charges, and lease and rental payments—as well as capital expenditures—apply to buildings/structures and, separately, to machinery/equipment. Data on corporations include assets at the end of 1991 and 1992.

44 pp. Published 1997. \$10. Use the Census Bureau order form.

<<http://www.census.gov/prod/2/bus/whsle/wc92-s-2.pdf>>

1992 Economic Censuses—Other

408

CBO92-1. Characteristics of Business Owners


Data time span—1992.

Geographic areas covered—United States.

Subject content—Provides the only national data available for comparing selected economic and demographic characteristics for Hispanics, Blacks, other minorities, women, nonminority men, and all business owners and their businesses.

Tables present data by the kind and size of business and legal form of organization for individual proprietorships, partnerships, and subchapter “S” corporations.

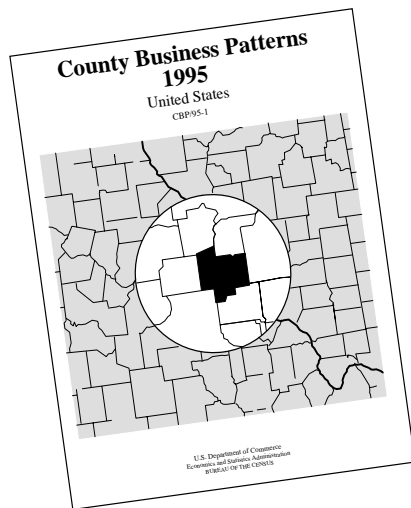
Data show number of firms, owners, and receipts by type of owner for major industry groups. These include agricultural services, forestry, fishing, and mining; construction; manufacturing; transportation, communications, and public utilities; wholesale trade; retail trade; finance, insurance, and real estate; and service



HIGHLIGHTS FROM CBO92-1

Characteristics of Business Owners

- Nearly half of the 17 million small businesses in the United States were home-based.
- More than 14 million of the 17 million small businesses in the United States (82 percent) were owner-operated and had no paid employees.
- Only 2 percent of these home-based businesses had \$250,000 or more in receipts while 74 percent brought in less than \$25,000.
- More than half of the small business owners had 10 or more years of work experienced before starting or acquiring their businesses.
- Capital commitments were modest. Fifty-seven percent of the owners started or acquired their businesses with less than \$5,000 in capital, and 25 percent required no capital.



COUNTY BUSINESS PATTERNS

These are the most recent business data for the Nation's 3,200 counties. The data are useful to businesses and other users that analyze market potential, determine location and size of sales territories and profile business trends geographically. State and local planners use the data for charting growth. Even those users looking for employment opportunities can benefit.

industries. Data are cross-classified for owners by age, marital status, education, veteran status, work and managerial experience, sources of start-up capital, income derived from the business, and other topics. The report also covers data on the firms themselves—year and method the business was acquired; starting capital requirements; percent and sources of borrowed capital; and the percent of franchised and home-based businesses, women and minority employees, minority customers, and exports.

This survey was conducted by the Census Bureau and funded by the Commerce Department's Minority Business Development Agency and the Small Business Administration.

312 pp. Published 1997. \$10.
Use the Census Bureau order form.

<<http://www.census.gov/prod/3/97pubs/cbo-9201.pdf>>

COUNTY BUSINESS PATTERNS

409

CBP/95. County Business Patterns: 1995

Geographic areas covered and subject content—Similar to CBP/94, but for 1994 and 1995.

See abstract No. 264 in the 1997 Catalog.

A series of works in progress. Pages and prices vary. Published 1997-. Use the GPO order form.

<<http://www.census.gov/prod/www/abs/cbptotal.html>>

2. Alaska. 44 pp. \$4.25.
GPO S/N 803-051-00002-0.
3. Alabama. 108 pp. \$8.50.
GPO S/N 803-051-00003-8.
4. Arizona. 64 pp. \$7.
GPO S/N 803-051-00004-6.
5. Arkansas. 88 pp. \$5.50.
GPO S/N 803-051-00005-4.
6. California. 216 pp. \$16.
GPO S/N 803-051-00006-2.
7. Colorado. 100 pp. \$9.
GPO S/N 803-051-00007-1.
8. Connecticut. 64 pp. \$7.50.
GPO S/N 803-051-00008-9.
9. Delaware. 40 pp. \$5.50.
GPO S/N 803-051-00009-7.
10. District of Columbia. 28 pp. \$3.50.
GPO S/N 803-051-00010-1.
11. Florida. 176 pp. \$13.
GPO S/N 803-051-00011-9.
12. Georgia. 172 pp. \$13.
GPO S/N 803-051-00012-7.
13. Hawaii. 40 pp. \$3.50.
GPO S/N 803-051-00013-5.
14. Idaho. 60 pp. \$4.25.
GPO S/N 803-051-00014-3.
15. Illinois. 164 pp. \$12.
GPO S/N 803-051-00015-1.
16. Indiana. 148 pp. \$11.
GPO S/N 803-051-00016-0.
17. Iowa. 108 pp. \$9.
GPO S/N 803-051-00017-8.
18. Kansas. 100 pp. \$8.
GPO S/N 803-051-00018-6.
19. Kentucky. 120 pp. \$9.
GPO S/N 803-051-00019-4.
20. Louisiana. 106 pp. \$8.
GPO S/N 803-051-00020-8.
21. Maine. 56 pp. \$4.75.
GPO S/N 803-051-00021-6.
22. Maryland. 92 pp. \$7.
GPO S/N 803-051-00022-4.
23. Massachusetts. 92 pp. \$6.50.
GPO S/N 803-051-00023-2.
24. Michigan. 156 pp. \$13.
GPO S/N 803-051-00024-1.
25. Minnesota. 120 pp. \$10.
GPO S/N 803-051-00025-9.
26. Mississippi. 96 pp. \$7.50.
GPO S/N 803-051-00026-7.
27. Missouri. 132 pp. \$10.
GPO S/N 803-051-00027-5.
28. Montana. 62 pp. \$4.65.
GPO S/N 803-051-00028-3.
29. Nebraska. 80 pp. \$6.50.
GPO S/N 803-051-00029-1.
30. Nevada. 48 pp. \$4.25.
GPO S/N 803-051-00030-5.
31. New Hampshire. 56 pp. \$4.75.
GPO S/N 803-051-00031-3.
32. New Jersey. 124 pp. \$10.
GPO S/N 803-051-00032-1.
33. New Mexico. 62 pp. \$5.
GPO S/N 803-051-00033-0.
34. New York. 184 pp. \$13.
GPO S/N 803-051-00034-8.

35. North Carolina. 170 pp. \$13.
GPO S/N 803-051-00035-6.
36. North Dakota. 56 pp. \$4.75.
GPO S/N 803-051-00036-4.
37. Ohio. 192 pp. \$14.
GPO S/N 803-051-00037-2.
38. Oklahoma. 92 pp. \$7.50.
GPO S/N 803-051-00038-1.
39. Oregon. 88 pp. \$7.
GPO S/N 803-051-00039-9.
40. Pennsylvania. 188 pp. \$14.
GPO S/N 803-051-00040-2.
41. Rhode Island. 44 pp. \$3.75.
GPO S/N 803-051-00041-1.
42. South Carolina. 100 pp. \$7.50.
GPO S/N 803-051-00042-9.
43. South Dakota. 60 pp. \$5.
GPO S/N 803-051-00043-7.
44. Tennessee. 128 pp. \$10.
GPO S/N 803-051-00044-5.
45. Texas. 260 pp. \$20.
GPO S/N 803-051-00045-3.
46. Utah. 62 pp. \$5.
GPO S/N 803-051-00046-1.
47. Vermont. 48 pp. \$4.25.
GPO S/N 803-051-00047-0.
48. Virginia. 164 pp. \$13.
GPO S/N 803-051-00048-8.
49. Washington. 104 pp. \$7.50.
GPO S/N 803-051-00049-6.
50. West Virginia. 76 pp. \$6.
GPO S/N 803-051-00050-0.
51. Wisconsin. 132 pp. \$10.
GPO S/N 803-051-00051-8.
52. Wyoming. 44 pp. \$3.75.
GPO S/N 803-051-00052-6.
53. Puerto Rico. 72 pp. \$6.
GPO S/N 803-051-00053-4.

CURRENT BUSINESS REPORTS

410

BC/95. Annual Survey of Communication Services: 1995

Geographic areas covered and subject content—Similar to BC/94, but for 1991 through 1995. See abstract No. 294 in the 1997 Catalog.

66 pp. Published 1997. \$7.50.
GPO S/N 003-024-08821-5.

Use the GPO order form.

<<http://www.census.gov/prod/2/bus/current/bc95.pdf>>

411

BR. Monthly Retail Trade: Sales and Inventories

Frequency of issue—Monthly.

Geographic areas covered and subject content—See abstract No. 275 in the 1997 Catalog.

NOTE—Print version discontinued with the December 1997 issue.

<<http://www.census.gov/svsd/www/monret.html>>

412

BR/96-RV. Annual Benchmark Report for Retail Trade: January 1987 Through December 1996: A Detailed Summary of Retail Sales, Purchases, Accounts Receivable, and Inventories

Geographic areas covered and subject content—Similar to BR-95-RV, but for 1987 through 1996. See abstract No. 282 in the 1997 Catalog.

NOTE—BR-95-RV and earlier editions were issued with the title *Combined Annual and Revised Monthly Retail Trade: January [Year] Through December [Year]*.

140 pp. Published 1997. \$10.
Use the Census Bureau order form.

<<http://www.census.gov/prod/2/bus/retail/br-96rv.pdf>>



413


BS/95. Service Annual Survey: 1995

Geographic areas covered and subject content—Similar to BS/94, but for 1986 through 1995. See abstract No. 293 in the 1997 Catalog.

126 pp. Published 1997. \$10.
Use the Census order form.

<<http://www.census.gov/prod/2/bus/services/bs95.pdf>>





CURRENT INDUSTRIAL REPORTS PROGRAM

The Current Industrial Reports (CIR) program has been providing monthly, quarterly, and annual measures of industrial activity for many years. The primary objective of the CIR program is to produce timely, accurate data on production and shipments of selected products. The data are used to satisfy economic policy needs and for market analysis, forecasting, and decision-making in the private sector.

414

BT/95. Motor Freight Transportation and Warehousing Survey: 1995

Geographic areas covered and subject content—Similar to BT/94, but for 1991 through 1995. See abstract No. 295 in the 1997 Catalog.

44 pp. Published 1997. \$10. Use the Census order form.

<<http://www.census.gov/prod/2/bus/current/bt95.pdf>>

415

BW. Monthly Wholesale Trade: Sales and Inventories

Frequency of issue—Monthly.

Geographic areas covered and subject content—See abstract No. 285 in the 1997 Catalog.

4 pp. Monthly. Annual subscription: \$17. GPO S/N 703-018-00000-9. List ID "CBMWT." Use the GPO order form.

<http://www.census.gov/prod/1/bus/whsle/bw_month.html>

416

BW/96-RV. Annual Benchmark Report for Wholesale Trade: January 1987 Through February 1997: A Detailed Summary for Wholesale Sales, Inventories, and Purchases

Geographic areas covered and subject content—Similar to BW-95-RV, but for January 1987 through February 1997. See abstract No. 292 in the 1997 Catalog.

NOTE—BW/95-RV and earlier editions were issued with the title *Combined Annual and Revised Monthly Wholesale Trade: January [Year] Through December [Year]*.

34 pp. Published 1997. \$10. Use the Census Bureau order form.

<<http://www.census.gov/prod/2/bus/whsle/bw-96rv.pdf>>

417

CB. Advance Monthly Retail Sales

Frequency of issue—Monthly.

Geographic areas covered and subject content—See abstract No. 283 in the 1997 Catalog.

4 pp. Monthly. \$1 per issue. Use the Census Bureau order form.

Current issue: <<http://www.census.gov/svsd/www/retail.html>>

Back issues: <<http://www.census.gov/svsd/www/advhist.html>>

CURRENT INDUSTRIAL REPORTS

418

MP(95). Manufacturing Profiles: 1995

Geographic areas covered and subject content—Similar to MP-1(93), but for 1994 through 1995, in some cases with quarterly or monthly data. See abstract No. 971 in the 1997 Catalog.

488 pp. Published 1997. \$10. Use the Census Bureau order form.

<<http://www.census.gov/prod/2/manmin/mp95.pdf>>

For updated information based on individual CIR reports: <<http://www.census.gov/mp/www/pub/cir/mscir.html#CIR>>

419

M3-1. Manufacturers' Shipments, Inventories, and Orders

Frequency of issue—Monthly.

Geographic areas covered and subject content— See abstract No. 974 in the 1997 Catalog.

11 pp. Monthly. Annual subscription: \$35. GPO S/N 703-072-00000-3. List ID "AMSIO." Use the GPO order form.

<<http://www.census.gov/ftp/pub/mp/www/pub/cir/mscir02b.html>>

420**M3-1(96). Manufacturers' Shipments, Inventories, and Orders: 1987-1996**

Geographic areas covered and subject content—Similar to M3-1(95), but for 1987 through 1996. See abstract No. 978.5 in the 1997 Catalog.

222 pp. Published 1997. \$10.
Use the Census Bureau order form.

<<http://www.census.gov/prod/2/manmin/m3/m3-96a.pdf>>

OTHER ECONOMIC REPORTS**Annual Survey of Manufactures (ASM)****421****M95(AS)-1. Statistics for Industry Groups and Industries (Including Capital Expenditures, Inventories, and Supplemental Labor, Fuel, and Electric Energy Costs)**

Geographic areas covered and subject content—Similar to M94(AS)-1, but for 1994 and 1995, with some comparative data for selected past years beginning with 1949. See abstract No. 960 in the 1997 Catalog.

72 pp. Published 1997. \$7.50.
GPO S/N 003-024-08820-7.
Use the GPO order form.

<<http://www.census.gov/prod/2/manmin/asm/m95as1.pdf>>

422**M95(AS)-2. Value of Product Shipments**

Geographic areas covered and subject content—Similar to M94(AS)-2, but for 1994 and 1995, with some comparative data for earlier years. See abstract No. 961 in the 1997 Catalog.

48 pp. Published 1997. \$4.
GPO S/N 003-024-08817-7.
Use the GPO order form.

<<http://www.census.gov/prod/2/manmin/asm/m95as2.pdf>>

423**M95(AS)-3. Geographic Area Statistics**

Geographic areas covered and subject content—Similar to M94(AS)-3, but for 1994 and 1995, with some comparative data for earlier years. See abstract No. 963 in the 1997 Catalog.

144 pp. Published 1997. \$11.
GPO S/N 003-024-08882-3.
Use the GPO order form.

<<http://www.census.gov/prod/2/manmin/asm/m95as3.pdf>>

Quarterly Financial Report (QFR)**424****Quarterly Financial Report for Manufacturing, Mining, and Trade Corporations (QFR)**

Frequency of issue—Quarterly.

Geographic areas covered and subject content—See abstract No. 86 in the 1997 Catalog.

44-180 pp. Quarterly. Annual subscription: \$34. GPO S/N 703-083-00000-5. List ID "QFR."
Use the GPO order form.

<<http://www.census.gov/ftp/pub/mp/www/pub/mfg/msmfg13a.html>>

Foreign Trade**500****FT 895/96. U.S. Trade With Puerto Rico and U.S. Possessions**

Geographic areas covered and subject content—Similar to FT 895/95-A, but for 1996. See abstract No. 548.4 in the 1997 Catalog.

284 pp. Published 1997. \$32.
To order, contact Foreign Trade Division, telephone 301-457-2227.

<<http://www.census.gov/ftp/pub/prod/1/ftd/ft895-95/ft895-96.pdf>>



The primary objective of the Census Bureau's foreign trade statistical program is to produce the U.S. trade figures and other detailed import and export trade figures on a monthly basis. We must release this information on a prescheduled date each month, without exception.

The release of the highly publicized U.S. International Trade in Goods and Services report, commonly referred to as the FT900, fills this requirement. The balance of trade figures, along with other various detailed foreign trade data, are released about 45 days after the statistical month covered. This report is generally the source of news reports or commentary about the U.S. trade balance or the exports or imports of individual products such as computers or automobiles.

The Census Bureau also offers a monthly CD-ROM subscription which provides more detailed information on both U.S. exports and imports. See abstract Nos. 1014 and 1015 for subscription options for these CD-ROMs.

COMMODITY CLASSIFICATION FOR TRADE STATISTICS

The millions of trade transactions occurring each year are classified under approximately 8,000 different products leaving the United States. Every item that is exported is assigned a unique ten-digit identification code.

Every ten-digit item is part of a series of progressively broader product categories. For example, concentrated frozen apple juice is assigned a ten-digit identifier that is aggregated into a broader category and assigned a six-digit identifier described as apple juice. The six-digit identifier described as apple juice is aggregated into a broader category and assigned a four-digit identifier described as fruit juices and vegetable juices, etc. The four-digit identifier is further aggregated into a broader category and assigned a two-digit identifier described as preparations of vegetables, fruit, nuts, etc.

HARMONIZED TARIFF SYSTEM

All of the import and export codes used by the United States are based on the Harmonized Tariff System (HTS). The HTS assigns six-digit codes for general categories. Countries which use the HTS are allowed to define commodities at a more detailed level than six-digits, but all definitions must be within that six-digit framework.

The United States defines products using ten-digit HTS codes. Exports codes (which the United States calls Schedule B) are administered by the U.S. Census Bureau. Import codes are administered by the U.S. International Trade Commission (USITC).

501

FT 900. U.S. International Trade in Goods and Services

Frequency of issue—Monthly.

Geographic areas covered and subject content—See abstract No. 504 in the 1997 Catalog.

Pages vary. Monthly. \$15 (foreign orders, \$19) per issue. Annual subscription: \$180 (foreign orders, \$225); includes monthly issues and monthly supplement ("Highlights of U.S. Export and Import Merchandise Trade"). To order, contact Foreign Trade Division, telephone 301-457-2227.

<<http://www.census.gov/ftp/pub/mp/www/pub/ftd/msftd03a.html>>

502

FT 920. U.S. Merchandise Trade: Selected Highlights

Geographic areas covered and subject content—See abstract No. 504.5 in the 1997 Catalog.

Pages vary. Monthly. \$25 (foreign orders, \$31) per issue. Annual subscription: \$120 (foreign orders, \$150). To order, contact Foreign Trade Division, telephone 301-457-2227.

<<http://www.census.gov/ftp/pub/mp/www/pub/ftd/msftd03b.html>>

503

FT 925. U.S. Merchandise Trade: Exports, General Imports, and Imports for Consumption (Standard International Trade Classification, Revision 3, Commodity by Country)

Frequency of issue—Monthly. The print version has been discontinued; see the note below.

Geographic areas covered and subject content—See abstract No. 504.6 in the 1997 Catalog.

NOTE—The print version has been discontinued with the December 1996 issue. One-digit SITC level data are available free on the Internet:

<<http://www.census.gov/foreign-trade/sitc1/>> Data at the one-, two-, and three-digit SITC levels are

available through the Census Bureau's fee-based subscription service: <<http://www.census.gov/apds/www/censtats.html>>

504

FT 925/96-A. U.S. Merchandise Trade: Exports, General Imports, and Imports for Consumption (Standard International Trade Classification Revision 3, Country by Commodity: 1996 Annual)

Geographic areas covered and subject content—Similar to FT 925/95-A, but for 1996. See abstract No. 504.6 in the 1997 Catalog.

154 pp. Published 1997. \$32. To order, contact Foreign Trade Division, telephone 301-457-2227.

<<http://www.census.gov/prod/2/ftd/ft92595a.pdf>> The title is now available only on Internet. See note in abstract No. 503.

505

FT 947/96A. U.S. Exports and Imports by Harmonized Commodity, Six-Digit Harmonized Commodity by Country: 1996 Annual

Geographic areas covered and subject content—Similar to FT 947/95, but for 1996. See abstract No. 504.8 in the 1997 Catalog.

690 pp. Published 1997. \$37. To order, contact Foreign Trade Division, telephone 301-457-2227.

<<http://www.census.gov/prod/2/ftd/ft94796a.pdf>>

506

IM-146. U.S. Imports for Consumption

Geographic areas covered and subject content—See abstract No. 534 in the 1997 Catalog.

Computer printout. Monthly. For price and ordering information, contact Foreign Trade Division, telephone 301-457-2227.

<<http://www.census.gov/mp/www/pub/ftd/msftd05c.html>>

507**IM-195. U.S. General Imports of Merchandise From U.S. Possessions (Virgin Islands, Guam, American Samoa, and the Northern Mariana Islands)**

Geographic areas covered and subject content—See abstract No. 544.3 in the 1997 Catalog.

Pages vary. Monthly. For price and ordering information, contact Foreign Trade Division, telephone 301-457-2227.

<<http://www.census.gov/mp/www/pub/ftd/msftd05d.html>>

508**TA-987. Vessel Entrances and Clearances: Annual 1997**

Geographic areas covered and subject content—Similar to the 1995 edition, but for 1997. See abstract No. 554.3 in the 1997 Catalog.

NOTE—The 1996 edition is also available. Computer printout (photocopy). Published 1998. For price and ordering information, contact Foreign Trade Division, telephone 301-457-2227.

<<http://www.census.gov/mp/www/pub/ftd/msftd07b.html>>

509**TQ-985. U.S. Waterborne Exports and General Imports**

Frequency of issue—Quarterly and annual.

Geographic areas covered and subject content—See abstract No. 554.1 in the 1997 Catalog.

42 pp. Quarterly. \$30 (foreign orders, \$38) per issue. Annual subscription: \$120 (foreign orders, \$150). Annual summary (TA-985): \$30. To order, contact Foreign Trade Division, telephone 301-457-2227.

<<http://www.census.gov/mp/www/pub/ftd/msftd07a.html>>

510**Changes in Schedule B—Statistical Classification of Domestic and Foreign Commodities Exported From the United States: 1996 (Public Bulletins)**

Subject content—See abstract No. 562.6 in the 1997 Catalog.

Pages vary. For price and ordering information, contact Foreign Trade Division, telephone 301-457-2227.

<<http://www.census.gov/mp/www/pub/ftd/msftd08a.html>>

511**Foreign Trade Statistics Regulations**

Subject content—See abstract No. 582 in the 1997 Catalog.

Pages vary. For price and ordering information, contact Foreign Trade Division, telephone 301-457-2227.

<<http://www.census.gov/mp/www/pub/ftd/msftd09a.html>>

512**Schedule C—Classification of Country and Territory Designations for U.S. Foreign Trade Statistics**

Subject content—See abstract No. 562.7 in the 1997 Catalog.

Pages vary. For price and ordering information, contact Foreign Trade Division, telephone 301-457-2227.

<<http://www.census.gov/mp/www/pub/ftd/msftd08b.html>>

513**Schedule D—Classification of Customs Districts and Ports**

Subject content—See abstract No. 562.75 in the 1997 Catalog.

Pages vary. For price and ordering information, contact Foreign Trade Division, telephone 301-457-2227.


<<http://www.census.gov/mp/www/pub/ftd/msftd08c.html>>


A complete set of foreign trade schedules can be accessed at our web site.

<<http://www.census.gov/foreign-trade/www/schedules.html#C>>

The site includes:

- Schedule B Export Commodity Codes
- Schedule C Country and Territory Designations
- Schedule D U.S. Customs Districts and Ports
- Schedule K Foreign Ports
- Updates to Schedule K
- Air Carrier Codes
- Flagged Vessel Country Codes





The census of governments provides the only source of periodic information that identifies and describes all units of government in the United States and reflects the use of nationally consistent definitions and classifications. The data are used by many types of organizations.

- The Bureau of Economic Analysis and Federal Reserve Board use the data to assess the government sector of our economy.
- State and local governments use the data to develop programs and budgets, assess financial conditions, and complete comparative analyses.
- Private researchers and organizations, and the news media, use the data to compare local governments from area to area.

514

Schedule K—Classification of Foreign Ports by Geographic Trade Area and Country: 1998

Subject content—See abstract No. 562.8 in the 1997 Catalog.

95 pp. Published 1998. For price and ordering information, contact Foreign Trade Division, telephone 301-457-2227.

<<http://www.census.gov/foreign-trade/schedules/k/fprname.txt>>

515

U.S. Exports Commodity Classification CD-ROM User's Guide

Subject content—Similar to the 1992 edition, but for 1998. See abstract No. 501.6 in the 1997 Catalog.

122 pp. Published 1998. For price and ordering information, contact Foreign Trade Division, telephone 301-457-2227.

<<http://www.census.gov/mp/www/rom/msrom8c.html>>

Governments

1992 CENSUS OF GOVERNMENTS

600

GC92(3)-1. Employment of Major Local Governments

Data time span—1992.

Geographic areas covered—States, counties, and municipalities.

Subject content—Provides data on employment, payroll, and average earnings of full-time employees in individual major local governments. Employment data for county, city, and township governments included in this report are also shown for selected governmental functions. Data are presented for all county governments, city governments having an estimated 25,000 or more inhabitants, township governments in selected states having an estimated 25,000 or more inhabitants, local school systems

having 5,000 or more enrollment, and special districts with 100 or more full-time employees.

154 pp. Published 1997. \$15. GPO S/N 003-024-08816-9. Use the GPO order form.

<<http://www.census.gov/prod/2/gov/gc92-3/gc923x1.pdf>>

601

GC92(3)-2. Compendium of Public Employment

Data time span—1992, with some comparative data since 1946.

Geographic areas covered—United States, states, and counties.

Subject content—Summarizes public employment, payrolls, and average earnings as of October 1992. Federal, state, and local (by type) government data are provided for such functions as national defense and international relations, postal service, education, streets and highways, health, hospitals, public welfare, fire and police protection, corrections, natural resources, utilities, financial administration, judicial and legal functions, and other governmental administration.

Data are shown by state and type of government; by population-size groups for counties, municipalities, and townships; by enrollment-size groups for school districts; and by employment-size groups for special district governments. Also included are county area distributions of local government employment and payrolls.

292 pp. Published 1997. \$23. GPO S/N 003-024-08818-5. Use the GPO order form.

<<http://www.census.gov/prod/2/gov/gc92-3/gc923-2.pdf>>

602

GC92(4)-2. Finances of Special Districts

Data time span—1991-92 (fiscal year), with some comparative data for earlier years.

Geographic areas covered—United States and states.

Subject content—Presents data on the finances of the Nation's 31,555 special district governments. These special districts are independent, limited-purpose governmental units dealing with functions such as fire protection, hospital services, utilities, drainage and flood control, irrigation, soil and water conservation, housing and community development, and water supply.

The financial data shown are divided into the following: expenditures with capital outlay identified separately; debt outstanding, by purpose, as well as amounts borrowed and repaid during the year; revenues by type and sources; and cash and security holdings by purpose and type of holdings.

Summary data are given for the Nation as a whole in the financial categories listed above. A table gives state-by-state summary statistics of special district government finance showing revenues and expenditures with each subdivided by general, utility, and employee retirement. In addition, the table gives the debt outstanding and the cash and security holdings at the end of the fiscal year. Information for large individual special districts (those with revenue or expenditure of \$5 million or more and/or total debt of \$15 million or more) is also available in a tabular format.

168 pp. Published 1997. \$16.
GPO S/N 003-024-08815-1.
Use the GPO order form.

<<http://www.census.gov/prod/2/gov/gc92-4/gc924-2.pdf>>

603

GC92(4)-3. Finances of County Governments

Data time span—1991-92 (fiscal year), with some comparative data for 1987 and 1982.

Geographic areas covered—United States, states, and counties.

Subject content—Provides financial statistics for the 3,043 county governments. The financial data reported cover four areas: revenues by type and source; expenditures with capital outlay, salaries, and wages identified separately; debt outstanding at the end of the fiscal year, as well as amounts borrowed and repaid during

the year; and cash and security holdings by purpose and type of holding.

Summary data are presented on a national as well as a state-by-state basis. Data shown by state include revenue of county governments by source, percent distribution of revenue by source, expenditure by character and object, amount and percent distribution of general expenditure by function, indebtedness and debt transactions, cash and security holdings, revenue and expenditure of county-operated utilities, and finances for population-size groups of counties.

Financial statistics for individual county governments and for "city-county" units of over 100,000 population, classed as municipalities, are also shown.

234 pp. Published 1997. \$20.
GPO S/N 003-024-08814-2.
Use the GPO order form.

<<http://www.census.gov/prod/2/gov/gc92-4/gc924-3.pdf>>

604


GC92(4)-4. Finances of Municipalities and Township Governments

Data time span—1991-92 (fiscal year), with some comparative data for 1987 and 1982.

Geographic areas covered—United States, states, and municipalities and townships with a population of 25,000 or more.

Subject content—Provides financial data on municipalities and townships at the national, state, and individual government level. The financial data include tax revenue by type of tax, intergovernmental revenues, and service charge revenue by purpose; expenditures by function with capital outlay, salaries, and wages shown separately; debt outstanding; and cash and security holdings.

Additional data are provided on the operations of municipal utilities and liquor stores, both at a state aggregated level and on an individual government basis for municipalities. Population-size class distributions are provided for about 50 categories of revenues, expenditures, and indebtedness on a state-by-state basis.




TOWNSHIP GOVERNMENT

The term "town or township governments" is applied to over 16,000 organized governments located in the following 20 states in the Northeast and the Midwest:

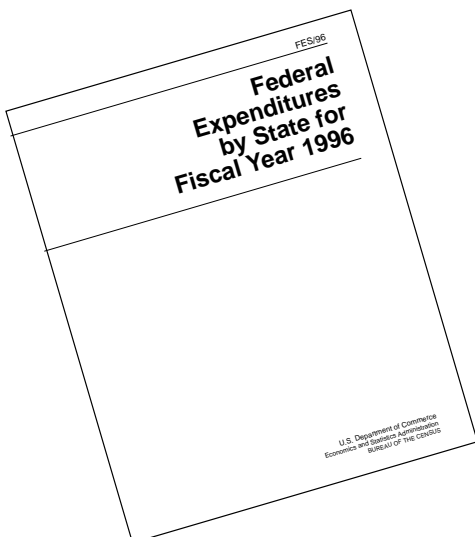
Connecticut	New Hampshire
Illinois	New Jersey
Indiana	New York
Kansas	North Dakota
Maine	Ohio
Massachusetts	Pennsylvania
Michigan	Rhode Island
Minnesota	South Dakota
Missouri	Vermont
Nebraska	Wisconsin

The category includes governmental units officially designated as "towns" in the six New England States, New York, and Wisconsin and some "plantations" in Maine and "locations" in New Hampshire, as well as townships in other areas. In Minnesota, the terms "town" and "township" are used interchangeable with regard to township governments.



CFFR HIGHLIGHTS, 1997

- California received the most federal funds of any state, followed by New York and Texas.
- The top five states in total 1997 federal spending per capita were Virginia, Maryland, Alaska, New Mexico, and Hawaii.
- The top five counties in terms of total 1997 federal spending were New York City, NY; Los Angeles County, CA; Cook County, IL; San Diego County, CA; Harris County, TX.
- The top five county areas in total 1997 federal defense spending were Los Angeles County, CA; San Diego County, CA; Fairfax County, VA; St. Louis City, MO; Arlington County, VA.



Financial aggregates, by state, are provided which reflect the levels of activities of township governments in 7 Northeast township states and in 11 North Central township states.

266 pp. Published 1997. \$20.
GPO S/N 003-024-08813-4.
Use the GPO order form.

<<http://www.census.gov/prod/2/gov/gc92-4/gc924-4.pdf>>

605

GC92(4)-5. Compendium of Government Finances

Data time span—1991-92 (fiscal year), with some comparative data for census years since 1972.

Geographic areas covered—United States, states, and counties.

Subject content—Presents statistics on governmental finances. Data are shown for federal, state, and local governments by type of government. Separate tabulations are included for county areas, which are summarized by state and size. Data include revenue by source, expenditures by function and object category, debt totals and type of debt transaction, assets by purpose, per capita figures, percentage distributions, and state rankings. Finances of utilities operated by local governments are detailed by state and by type of utility and government.

724 pp. Published 1997. \$57.
GPO S/N 003-024-08819-3.
Use the GPO order form.

<<http://www.census.gov/prod/2/gov/gc92-4/gc924-5.pdf>>

CURRENT GOVERNMENTS REPORTS

606

CFFR-96. Consolidated Federal Funds Report, Fiscal Year 1996: County Areas

Geographic areas covered and subject content—Similar to CFFR-95, but for 1996. See abstract No. 732 in the 1997 Catalog.

114 pp. Published 1997. \$10.
Use the Census Bureau order form.

<<http://www.census.gov/prod/2/gov/cffr/cffr-96.pdf>>

607

FES-96. Federal Expenditures by State for Fiscal Year 1996

Geographic areas covered and subject content—Similar to FES-95RV, but for 1996, with limited comparative data for 1987 through 1996. See abstract No. 738 in the 1997 Catalog.

80 pp. Published 1997. \$10.
Use the Census Bureau order form.

<<http://www.census.gov/prod/2/gov/fes-96.pdf>>

608

GF93-10. Public Education Finances: 1992-93

Geographic areas covered and subject content—Similar to GF91, No. 10, but for 1992 through 1993. See abstract No. 764 in the 1997 Catalog.

98 pp. Published 1997. \$10.
Use the Census Bureau order form.

<<http://www.census.gov/prod/2/gov/gf92-93/gf-9310.pdf>>

Housing

700

AHB-94. American Housing Brief (From the American Housing Survey: 1994)

Geographic areas covered and subject content—See abstract No. 455.1 in the 1997 Catalog.

AHB site: <<http://www.census.gov/prod/2/constr/ahb/ahb.html>>

A series of eight reports. 2 pp.
Published 1996-97. Single copies free.
Use the Census Bureau order form.

1. Housing Profile: Fort Worth-Arlington, Texas. 1996 [Issued August, 1996]

2. Housing Profile: Riverside-San Bernardino-Ontario, California. 1996.
3. Housing Profile: Anaheim-Santa Ana, California. 1996.
4. Housing Profile: Buffalo, New York. 1996.
5. Housing Profile: Phoenix, Arizona. 1996.
6. Housing Profile: San Diego, California. 1996.
8. Housing Profile: Dallas, Texas. 1997.

701

AHB/95. American Housing Brief

Data time span—1995.

Geographic areas covered—Regions.

Subject content—Presents, in succinct format, data on housing characteristics. The report includes information on type of structure (e.g., mobile home, multiunit), structural characteristics (e.g., number of bathrooms), heating and cooling fuel and equipment, household appliances, and monthly housing costs, as well as regional distribution of occupied housing units.

NOTE—Earlier reports in the AHB series covered metropolitan areas and were somewhat different in subject content. The Internet site is noted above in abstract 700.

A series of reports in progress. Published 1997-. Single copies free. Use the Census Bureau order form.

1. Housing Profile: Regional Differences in Housing. 2 pp.

<<http://www.census.gov/prod/2/constr/ahb/ahb.html>>

702

H121/97-1. Who Can Afford to Buy a House in 1993?

Data time span—1993.

Geographic areas covered—United States.

Subject content—Presents data on the affordability of homes in 1993. The report contains statistics on the affordability of modestly priced homes by race, Hispanic origin, and tenure, and compares their

affordability when using 30-year conventional fixed-rate financing. The report also includes data on the affordability of different types of homes (e.g., median- and low-priced house, median-priced condominium) cross-classified by owner and renter families and individuals.

In addition, data show the percentage of renters that can afford a house based on different interest rates and down payment subsidies, and various policy changes in home financing and their effects are discussed.

6 pp. Published 1997. \$10. Use the Census Bureau order form.

<<http://www.census.gov/prod/3/97pubs/h121-971.pdf>>

NOTE—Detailed tables are available on the Internet. <<http://www.census.gov>> Click on "Subjects A-Z" and sequentially select "H," "Housing: Statistics," and "Housing Affordability."

703

H121/97-2. Moving to America—Moving to Homeownership


Data time span—1994 through 1996.

Geographic areas covered—United States.

Subject content—Presents statistics on the homeownership rates for citizens and noncitizens in 1994, 1995, and 1996. The report contains statistics on homeownership rates for all householders and for householders who are native-born citizens, foreign-born naturalized citizens, or noncitizens. These subjects are cross-classified by the householder's age, race, Hispanic origin, family type, and region of residence. Also, homeownership rates for foreign-born naturalized citizens and noncitizens are cross-classified by year of entry into the United States.

6 pp. Published 1997. \$10. Use the Census Bureau order form.


Online site: <<http://www.census.gov/prod/3/97pubs/h121-972.pdf>> Additional information: <<http://www.census.gov/hhes/www/housing/homeown/owntext.html>>



HIGHLIGHTS FROM H121/97-2

Moving to America—Moving to Homeownership

The report includes data on homeownership by citizenship, age of householder, family type, race and ethnicity, region, and year of entry into the United States from 1994 to 1996.



704

H130. Market Absorption of Apartments

Frequency of issue—Quarterly and annual.

Geographic areas covered and subject content—See abstract No. 488 in the 1997 Catalog.

NOTE—The annual summary for 1996 (H130/96-A) is included in the GPO subscription.

13-26 pp. Quarterly and annual summary. \$9.50. GPO S/N 703-020-00000-3. List ID "CHMA." Use the GPO order form.

1996 Annual Summary (H130/96-A): <<http://www.census.gov/prod/2/constr/h130/h13096a.pdf>> 4th Quarter, 1996: <<http://www.census.gov/prod/1/constr/h13096q4.pdf>> List of issues from 1995 to date: <<http://www.census.gov/mp/www/pub/con/mscho17a.html>>

705

H131/96-A. Characteristics of Apartments Completed: 1996

Geographic areas covered and subject content—Similar to H131-95-A, but for 1996. See abstract No. 491 in the 1997 Catalog.

16 pp. No charge. To order, contact Housing and Household Economic Statistics, telephone 301-763-8552.

<<http://www.census.gov/prod/2/constr/h131/h131-96a.pdf>>

706

H150/95RV. American Housing Survey for the United States in 1995

Geographic areas covered and subject content—Similar to H150-93, but for 1995. See abstract No. 440 in the 1997 Catalog.

NOTE—Supersedes the April 1997 edition.

652 pp. Published 1997. \$51. GPO S/N 003-024-08823-1. Use the GPO order form.

<<http://www.census.gov/prod/2/constr/h150/h15095rv.pdf>>



707

H170/95. American Housing Survey for the (Name) Metropolitan Area in 1995

Geographic areas covered—15 selected metropolitan areas (MAs). See the following list.

Subject content—Similar to H170-94, but for 1995. See abstract No. 455 in the 1997 Catalog.

A series of 15 reports. Published 1997. Pages vary. Each report, \$10. Use the Census Bureau order form.

<<http://www.census.gov/prod/www/abs/h170sma.html#1995>>

- 5. Detroit. 260 pp.
- 7. Los Angeles-Long Beach. 296 pp.
- 10. Northern New Jersey. 296 pp.
- 13. Pittsburgh. 252 pp.
- 22. Chicago. 292 pp.
- 25. Columbus. 250 pp.
- 27. Kansas City. 288 pp.
- 28. Miami-Ft. Lauderdale. 288 pp.
- 30. New Orleans. 288 pp.
- 33. Philadelphia. 260 pp.
- 34. Portland. 288 pp.
- 36. San Antonio. 288 pp.
- 46. Denver. 288 pp.
- 53. New York-Nassau-Suffolk-Orange. 296 pp.
- 63. Charlotte. 252 pp.

708

H170/96. American Housing Survey for the (Name) Metropolitan Area in 1996

Geographic areas covered—Nine selected metropolitan areas (MAs). See the following list.

Subject content—Similar to H170-94, but for 1996. See abstract No. 455 in the 1997 Catalog.

A series of nine reports. Published 1997. Pages vary. Each report, \$10. Use the Census Bureau order form.

<<http://www.census.gov/prod/www/abs/h170sma.html#1996>>

- 8. Memphis. 250 pp.
- 21. Atlanta. 288 pp.

- 26. Hartford. 288 pp.
- 45. Cleveland. 288 pp.
- 50. Indianapolis. 252 pp.
- 54. Oklahoma City. 288 pp.
- 58. Sacramento. 288 pp.
- 59. St. Louis. 252 pp.
- 60. Seattle-Everett. 288 pp.

709

H171/93. Supplement to the American Housing Survey for Selected Metropolitan Areas in 1993

Geographic areas covered and subject content—Similar to H171-92, but for 1993. See abstract No. 457.4 in the 1997 Catalog.
 226 pp. Published 1996. \$10. Use the Census Bureau order form.
 <<http://www.census.gov/prod/2/constr/h17193/h17193.pdf>>

710

H171/94. Supplement to the American Housing Survey for Selected Metropolitan Areas in 1994

Geographic areas covered and subject content—Similar to H171-92, but for 1994. See abstract No. 457.4 in the 1997 Catalog.
 244 pp. Published 1997. \$10. Use the Census Bureau order form.
 <<http://www.census.gov/prod/2/constr/h171/h171-94.pdf>>

International

800

Global Aging Into the 21st Century

Data time span—1996, with projections to 2025 and some comparative data for earlier years.
Geographic areas covered—World population, less (or more) developed groups of countries, and selected countries.

Subject content—Presents international data on aging in a colorful poster. Although charts profile age groups by gender from birth, they focus on the elderly (60 and older) and on the oldest (75 and older), describing current (1996) and projected (2025) population by country. Moreover, charts list the changing causes of death and distinguish disability in old age by gender.

In addition, a map projects the increase of the elderly worldwide.
 NOTE—This chart was produced by the Census Bureau with the support of the Behavioral and Social Research Program of the National Institute on Aging.
 2 pp. 1997. Single copy free. Order from: International Programs Center (IPC), Washington Plaza 2, Room 109, Bureau of the Census, Washington, DC 20233-8860; telephone 301-457-1351; fax 301-457-1539.

<<http://www.census.gov/pub/mp/www/pub/gen/msgen5e.html>>

801

International Brief (IB)

Geographic areas covered and subject content—See abstract No. 834 in the 1997 catalog.

A series of works in progress. Published 1995-. Pages vary. Single copy free. Order from: International Programs Center, Bureau of the Census, Washington, DC 20233-8860.

NOTE—International Program Center (IPC) Publications Listings:
 <<http://www.census.gov/ipc/www/publist.html>>

IB/96-2. Population Trends: Russia. 6 pp. 1997.


<<http://www.census.gov/ipc/prod/ib96-2.pdf>>

IB/97-1. Population Trends: India. 8 pp. 1997.

<<http://www.census.gov/ipc/prod/ib-9701.pdf>>

IB/97-2. Aging Trends—South Africa. 2 pp. 1997.

<<http://www.census.gov/ipc/prod/ib-9702.pdf>>



802

International Programs Center—
IPC Staff Papers

Geographic areas covered and subject content—See abstract No. 845 in the 1997 Catalog.

NOTE—For additional information, contact the International Programs Center; telephone, 301-457-1351; fax, 301-457-1539.

A series of works in progress. Published and unpublished reports 1984-. Pages and prices vary. Use the Census Bureau order form. Make checks payable to “Commerce-Census-88-60-9010.”

IPC publications list is at <<http://www.census.gov/ipc/www/publist.html>>.

No. 83. Pension Reform in China: Preparing for the Future. 46 pp. 1996. \$5.

No. 84. Newly Independent States of the Former Soviet Union: Statistical Materials. 200 pp. 1996. \$15.

No. 85. Scientists and Engineers in Great Britain: 1991. 56 pp. 1997. \$5.

No. 86. The Demographic Impacts of HIV/AIDS: Perspectives From the World Population Profile: 1996. 52 pp. 1997. \$5.


No. 87. Scientists and Engineers in South Korea: 1990. 40 pp. 1997. \$5.

No. 88. Scientists and Engineers in Sweden: 1990. 40 pp. 1997. \$5.

No. 89. Newly Independent States of the Former Soviet Union. 236 pp. 1997. \$15.

No. 90. Ethnic Reidentification in Ukraine. 36 pp. 1997. \$5.

No. 91. Scientists and Engineers in Finland: 1993. 45 pp. 1997. \$5.



Population

1990 CENSUS OF
POPULATION AND HOUSING

900

1990 CQC. We Asked... You Told Us. Census Questionnaire Content, 1990

Subject content—See abstract No. 1624 in the 1997 Catalog.

A series of 30 reports. Published 1992-97. Single copies free. Use the Census Bureau order form.

CQC-1. Index. 4 pp. 1997.

CQC-17. We asked... You Told Us: Veterans. 2 pp. 1997.

CQC-19. Children Ever Born. 2 pp. 1997.

CQC-22. Industry, Occupation, and Class of Worker. 2 pp. 1997.

CQC-24. Income in 1989. 2 pp. 1997.

CURRENT POPULATION
REPORTSP20. Population
Characteristics

901

P20-487. School Enrollment—
Social and Economic
Characteristics of Students:
October 1994.

Geographic areas covered and subject content—Similar to P20-479, but for 1994. See abstract No. 1211.5 in the 1997 Catalog.

156 pp. Published 1996. \$14. GPO S/N 803-005-00089-3. Use the GPO order form.

<<http://www.census.gov/prod/2/pop/p20/p20-487.pdf>>

902

P20-488. Household and Family
Characteristics: March 1995
(Revised)

Data time span—1995, with some comparative data since 1970.

Geographic areas covered—United States.

Subject content—Provides data on households, contrasting families with “nonfamilies,” that is, people living alone or with people to whom they are not related. The report also contrasts families that include a married couple with those that do not. In addition, the report contrasts male with female householders with no spouse present. (Householders are generally people in whose name the home is owned or rented.)

For each grouping, the tables show number in household, race and Hispanic origin, and age group. Family data also specify number of children under age 18 and, for husbands and wives, information on employment and labor force.

8 pp. Published 1996. \$2.50. GPO S/N 803-005-00090-7. Use the GPO order form.

<<http://www.census.gov/prod/2/pop/p20/p20-488.pdf>>

903

P20-491. Marital Status and Living Arrangements: March 1995 (Update)

NOTE—This short release, which updates “Marital Status and Living Arrangements: March 1994” (P20-484), contains several data highlights for 1995. The release also contains information about detailed tabulations, which are available on Internet and are issued in paper as PPL-52 (see abstract No. 921 for ordering information).

2 pp. Published 1997. \$2. GPO S/N 803-005-00093-1. Use the GPO order form.

<<http://www.census.gov/prod/2/pop/p20/p20-491.pdf>>

904

P20-492. School Enrollment—Social and Economic Characteristics of Students: October 1995 (Update)

NOTE—This short release, which updates “School Enrollment—Social and Economic Characteristics of Students: October 1994” (P20-487), contains data highlights for 1995.

The release also contains information about detailed tabulations, which are available on Internet and are issued in paper as PPL-55 (see abstract No. 921 for ordering information).

1 p. Published 1997. \$1. GPO S/N 803-005-00094-0. Use the GPO order form.

<<http://www.census.gov/prod/2/pop/p20/p20-492.pdf>>

905

P20-493. Educational Attainment in the United States: March 1996 (Update)

NOTE—This short release, which updates “Educational Attainment in the United States: March 1995” (P20-489), contains several data highlights for 1996. The release also contains information about detailed tabulations, which are available on Internet and are issued in paper as PPL-56 (see abstract No. 921 for ordering information).

2 pp. Published 1997. \$1. GPO S/N 803-005-00095-8. Use the GPO order form.

<<http://www.census.gov/prod/2/pop/p20/p20-493u.pdf>>

906

P20-494. The Foreign-Born Population: 1996

Geographic areas covered and subject content—Similar to P20-486, but for 1996. See abstract No. 1215 in the 1997 Catalog.


6 pp. Published 1997. \$1.75. GPO S/N 803-005-00096-6. Use the GPO order form.


<<http://www.census.gov/prod/2/pop/p20/p20-494.pdf>>

907

P20-495. Household and Family Characteristics: March 1996 (Update)

NOTE—This short release, which updates “Household and Family Characteristics: March 1995” (P20-488), contains several data highlights for 1996. The release also contains information about detailed tabulations, which are available on Internet and are





HIGHLIGHTS FROM P23-193

How We're Changing—Demographic State of the Nation: 1997

- Educational attainment levels continued to rise. Between 1985 and 1995, the gap between the proportion of Whites and African-Americans ages 25 to 29 earning a high school degree disappeared.
- Homeownership rate was higher in 1995 than the previous year.
- The proportion of children living with one parent more than doubled between 1970 and 1995.
- The percentage of people in the United States without health insurance did not change between 1994 and 1995, remaining at 15.4 percent.

issued in paper as PPL-66 (see abstract No. 921 for ordering information).

2 pp. Published 1997. \$1.
GPO S/N 803-005-00097-4.
Use the GPO order form.

<<http://www.census.gov/prod/2/pop/p20/p20-495.pdf>>

908

P20-497. Geographical Mobility: March 1995 to March 1996

Data time span—March 1995 through March 1996.

Geographic areas covered—United States and regions, with limited data for metropolitan areas in the aggregate.

Subject content—Contains data on people 1 year of age and older who moved from one residence to another between March 1995 and March 1996. The report presents statistics on the total population, people living in the same residence (i.e., nonmovers), total number of movers, people living in a different residence in the same county, in a different county in the same state, or in a different state, and movers from abroad cross-classified by age, sex, race and Hispanic origin, tenure, and region. The number of movers and nonmovers are also shown at annual intervals from 1991 through 1996.

The report also includes limited data on internal migration and movers from abroad for all metropolitan areas combined, central cities and suburbs, the nonmetropolitan area of the country, and regions.

NOTE—Detailed tables are available as a paper listing (PPL-69) for \$38. In addition to the topics mentioned above, the detailed tables also include cross-tabulations by educational attainment, labor force status, income, occupation, industry, and various family and household characteristics. For ordering information, call the Population Division's Statistical Information Office: 301-457-2422. The detailed tables are also available on the Internet. <<http://www.census.gov>> Click the "Subjects A-Z" button and select "Migration" under "M." GPO S/N 803-005-00099-1.

6 pp. Published 1997. \$1.75.
GPO S/N 803-005-00099-1.
Use the GPO order form.

<<http://www.census.gov/prod/3/97pubs/p20-497.pdf>>

909

P20-498. The Black Population in the United States: March 1996 (Update)

NOTE—This short release contains several data highlights for 1996 and provides information about detailed tabulations, which are available on the Internet and are issued in paper as PPL-70 (see abstract No. 921 for ordering information). This release updates PPL-45, which contains data for 1995.

2 pp. Published 1997. \$1.
GPO S/N 803-005-00100-8.
Use the GPO order form.

<<http://www.census.gov/prod/2/pop/p20/p20-498.pdf>>

910

P20-503. The Asian and Pacific Islander Population in the United States: March 1996 (Update)

NOTE—This short release contains several data highlights for 1996 and provides information about detailed tabulations, which are available on the Internet and are issued in paper as PPL-77 (see abstract No. 921 for ordering information). This release updates PPL-32, which contains data for 1994.

2 pp. Published 1997. \$1.
GPO S/N 803-005-00105-9.
Use the GPO order form.

<<http://www.census.gov/prod/3/97pubs/p20-503.pdf>>

P23. Special Studies

911

P23-193. How We're Changing—Demographic State of the Nation: 1997

Data time span—1995, with some comparative data for earlier years and later years.

Geographic areas covered—United States.

Subject content—Presents an overview, illustrated by graphs, of data on selected topics, including population projections, foreign-born population, marital status, living arrangements, educational attainment, homeownership, health insurance coverage, household income, poverty, and means-tested assistance programs. The publication includes a list of contacts for more information on these topics.

The data are from the Current Population Survey, the Survey of Income and Program Participation, and the Housing Vacancy Survey, as well as from independent population estimates and projections.

4 pp. Published 1997. \$1.
GPO S/N 803-005-10046-4.
Use the GPO order form.

<<http://www.census.gov/prod/2/pop/p23/p23-193.pdf>>

P25. Population Estimates and Projections

912

P25-1131. Population Projections: States, 1995-2025

Data time span—1995 through 2025.

Geographic areas covered—United States and states.

Subject content—Identifies factors that are projected to affect the population in the period 1995 through 2025. In a series of graphs and maps, the report illustrates the rates of lowest and highest migration and of natural increase, largest net increase of immigrants, states ranked by natural change and by percentage of change, and the percentage of population 65 years of age and older in 1995 and 2025. The report also includes a table that shows the projected population of states and regions for 1995 through 2025 at 5-year intervals, as well as components of change.

NOTE—Detailed tables are available as a paper listing in PPL-47 (Population Projections for States—by Age, Sex, Race, and Hispanic Origin: 1995 to 2025) and on diskette (PE-45). For information on availability and content, call the

Population Division's Statistical Information Office: 301-457-2422.

6 pp. Published 1997. \$1.75.
GPO S/N 803-004-00140-1.
Use the GPO order form.

<<http://www.census.gov/prod/2/pop/p25/p25-1131.pdf>>

P60. Consumer Income

913

P60-193. Money Income in the United States: 1995 (With Separate Data on Valuation of Noncash Benefits)

Geographic areas covered and subject content—Similar to P60-197, but for 1995. See abstract No. 916 in this Catalog.

102 pp. Published 1996. \$8. GPO S/N 803-005-30040-4. Use the GPO order form.

<<http://www.census.gov/prod/2/pop/p60/p60-193.pdf>>

914

P60-194. Poverty in the United States: 1995

Geographic areas covered and subject content—Similar to P60-198, but for 1995. See abstract No. 917 in this Catalog.

74 pp. Published 1996. \$7.
GPO S/N 803-005-30041-2.
Use the GPO order form.

<<http://www.census.gov/prod/2/pop/p60/p60-194.pdf>>


915

P60-195. Health Insurance Coverage: 1995

Geographic areas covered and subject content—Similar to P60-190, but for 1995, with some comparative data for 1994. See abstract No. 1361 in the 1997 Catalog.

4 pp. Published 1996. \$1.25.
GPO S/N 803-005-30042-1.
Use the GPO order form.

<<http://www.census.gov/prod/2/pop/p60/p60-195.pdf>>



HIGHLIGHTS FROM P60-193

Money Income in the United States: 1995

Between 1995 and 1996, the real median income of households rose by 1.2 percent, increasing from \$35,082 to \$35,492. Real per capita income also increased during that period for Whites (1.8 percent to \$19,181), African-Americans (5.2 percent to \$11,899) and Hispanics (4.9 percent to \$10,048). The per capita income of Asians and Pacific Islanders (\$17,921) was statistically unchanged.

916**P60-197. Money Income in the United States: 1996 (With Separate Data on Valuation of Noncash Benefits)**

Data time span—1996.

Geographic areas covered—United States.

Subject content—Presents detailed statistics on the income of persons, families, and households in the United States in 1996. The report shows income for persons 15 years of age and older that are year-round, full-time workers, cross-classified by relationship to family householder, educational attainment, and occupational group. The report also contains data on the work experience and source of income for persons, cross-classified by income. For families and households, income is cross-classified by type and size of household, work experience of householder, educational attainment, tenure, residence, and region. For married-couple families with the presence of related children under 18 years of age, the report shows income and work experience of the husband and wife. In addition, educational attainment of year-round, full-time workers 18 years of age and over is cross-classified by income. Many of the subjects listed above are also cross-classified by age, sex, race, and Hispanic origin.

The report also includes statistics on the value of noncash benefits (e.g., medicare, earned income tax credit, school lunches), which is included in data on household income distribution according to 15 definitions of income.

98 pp. Published 1997. \$8.
GPO S/N 803-005-30044-7.
Use the GPO order form.

<<http://www.census.gov/prod/3/97pubs/P60-197.PDF>>

917**P60-198. Poverty in the United States: 1996**

Data time span—1996.

Geographic areas covered—United States, with selected data for regions.

Subject content—Presents detailed statistics on poverty in the United States in 1996. The report contains poverty thresholds adjusted for family size and number of related children; the ratio of income to poverty level, cross-classified by household relationship, persons in households receiving means-tested assistance, and type of residence, (e.g., inside/outside metropolitan areas (MAs)); size of income deficit or surplus for families and unrelated individuals; work experience and poverty status for persons 16 years of age and over, cross-classified by household relationship; and the percent of persons in poverty based on 15 definitions of income (e.g., before and after taxes), cross-classified by family relationship and type of residence. In addition, many of the subjects listed above are cross-classified by age, sex, race, and Hispanic origin.

80 pp. Published 1997. \$6.50.
GPO S/N 803-005-30045-5.
Use the GPO order form.

<<http://www.census.gov/prod/3/97pubs/P60-198.PDF>>

918**P60-199. Health Insurance Coverage: 1996**

Geographic areas covered and subject content—Similar to P60-190, but for 1996, with some comparative data for 1994 and 1995. See abstract No. 1361 in the 1997 Catalog.

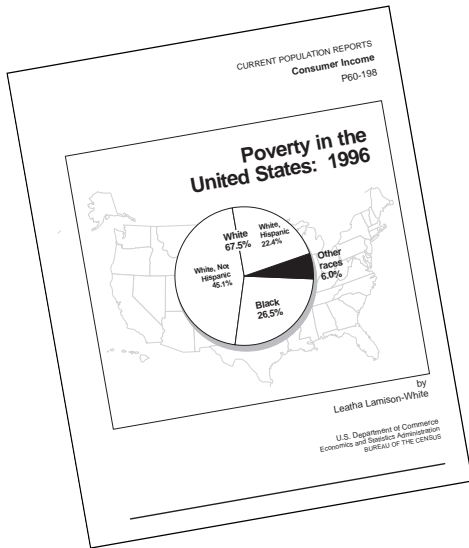
6 pp. Published 1997. \$1.75.
GPO S/N 803-005-30046-3.
Use the GPO order form.

<<http://www.census.gov/prod/3/97pubs/P60-199.PDF>>

P70. Household Economic Studies**919****P70-59. My Daddy Takes Care of Me! Fathers as Care Providers**

Data time span—1988, 1991, and 1993.

Geographic areas covered—United States, regions, and divisions.

**HIGHLIGHTS FROM P60-198****Poverty in the United States: 1996**

Neither the number of poor nor the poverty rate for families showed significant change between 1995 and 1996; this was true regardless of family type, race, or ethnicity.

Subject content—Provides information on the characteristics of married fathers who provide care for their preschool-age children (i.e., under age 5) while their mothers are at work.

The number of fathers and the percentage providing any care and primary care for their preschool-age children are cross-classified by the father's age, race and Hispanic origin, veteran status, occupation, income, the family's poverty and program participation status, the number of children in the family, and where the family lives (i.e., region, division, and metropolitan residence), as well as by the family's income.

The report also contains data on the number of fathers providing care for their children in age groups 0-14, under 5, and 5-14; and on the employment status and number of hours available for care by fathers of preschool-age children.

NOTE—Detailed tables are available as a paper listing (PPL-53) for \$24 and on diskette (PE-51) for \$20. For ordering information, call the Population Division's Statistical Information Office: 301-457-2422. The statistical package is available on the Internet. <<http://www.census.gov>> Click the "Subjects A-Z" button and select "Child care" under "C."

8 pp. Published 1997. \$1.50. GPO S/N 803-044-00051-1. Use the GPO order form.

<<http://www.census.gov/prod/3/97pubs/p70-59.pdf>>

920

P70-61. Americans With Disabilities: 1994-95

Data time span—October 1994 through January 1995.

Geographic areas covered—United States.

Subject content—Presents, in a concise manner, statistics on the characteristics of people with disabilities. Much of the data contrasts people with no disability with those having a severe or a nonsevere disability. The data on disability are cross-classified by age, sex, race, Hispanic origin, health insurance status, receipt of benefits, employment

status, earnings, and low relative income. The report also shows the number of people needing personal assistance and the relationship (e.g., daughter, parent, paid help) of those people providing assistance to those people receiving assistance.

NOTE—Detailed tables are available on the Internet. <<http://www.census.gov>> Click the "Subjects A-Z" button and select "Disability" under "D."

8 pp. Published 1997. \$1.25. GPO S/N 803-044-00053-8. Use the GPO order form.

Report: <<http://www.census.gov/prod/3/97pubs/p70-61.pdf>>

Tables: <<http://www.census.gov/hhes/www/disable/sipp/disable9495.html>>

PAPER LISTINGS

921

PPL. Population Paper Listings

Data time span—Varies.

Geographic areas covered and subject content—See abstract No. 1345 in the 1997 Catalog.

NOTE—For additional information, contact the Statistical Information Office, Population Division: telephone 301-457-2422; fax 301-457-2643.

A series of paper listings in progress. Published 1994-. Pages and prices vary. Use the Census Bureau order form. Make checks payable to "Commerce-Census-88-00-9010."

<<http://www.census.gov/population/www/ppl-list.html>>

PPL-46. Household and Family Characteristics. \$36.

PPL-47. Population Projections for States by Age, Sex, Race, and Hispanic Origin: 1995 to 2025. \$28.50.

PPL-51. Not used.

PPL-52. Marital Status and Living Arrangements: March 1995. \$28.50.

PPL-53. My Daddy Takes Care of Me! Fathers as Care Providers. \$24.

PPL-54. Not used.

HIGHLIGHTS FROM P70-59

My Daddy Takes Care of Me

- One in four fathers take care of their preschoolers during the time mothers are working.
- Fathers who don't work or whose job are at night or part time are more likely to care for their preschoolers.
- Care by fathers is most common in poor families.
- Care by fathers is the most common in the Northeast and least common in the South.

HIGHLIGHTS FROM P70-61

Americans With Disabilities: 1994-95

Among the 202.4 million people age 15 years and older, 33.2 million had at least some difficulty with one or more functional activities.

Eight million people age 15 years and older had difficulty with one or more activities of daily living.

Of the 9.3 million people providing assistance to those with a severe disability, 2.6 million were spouses, 1.7 million were daughters, 1.2 million were sons, and 800,000 were parents.

HIGHLIGHTS FROM PPL-55

School Enrollment— Social and Economic Characteristics of Students: October 1995 (Update)

Seventy million students were enrolled in school in 1995. There were 4.4 million children enrolled in nursery school, 3.9 million in kindergarten, 31.8 million in grade school (grades 1-8), and 14.9 million in high school. College enrollment totaled 14.7 million, of which about 6 million (41 percent) students were 25 years old or older.

HIGHLIGHTS FROM PPL-56

Educational Attainment in the United States: March 1996 (Update)

Eighty-two percent of all adults ages 25 and over have completed high school, and 24 percent have completed a bachelor's degree or more. Eighty-nine percent of the employed civilian labor force ages 25 and over had a high school degree or more.

PPL-55. School Enrollment—Social and Economic Characteristics of Students: October 1995 (Update). \$31.40.

PPL-56. Educational Attainment in the United States: March 1996 (Update). \$30.

PPL-57R. U.S. Population Estimates by Age, Sex, Race, and Hispanic Origin: 1990 to 1996. \$21. Appendix A. Resident Population (Quarterly, From April 1, 1990, to January 1, 1997). \$23. Appendix B. Resident Population Plus Armed Forces Overseas (Quarterly, From April 1, 1990, to January 1, 1997). \$23. Appendix C. Civilian Population (Quarterly, From April 1, 1990, to January 1, 1997). \$24. Appendix D. Civilian Noninstitutional Population (Quarterly, From April 1, 1990, to January 1, 1996; and monthly from January 1, 1996, through January 1, 1997). \$25. Appendix E. Resident Population 65 Years and Over (Quarterly, From April 1, 1990, to January 1, 1997). \$21. Appendix F. Components of Population Change (F-1. Components of Natural Increase. F-2. Net International Migration. F-3. Net Migration of Federally Affiliated U.S. Citizens.). \$22.

PPL-58. The Foreign-Born Population: 1995. \$55.

PPL-59. The Foreign-Born Population: 1996. \$54.

PPL-60. Estimates of the Population of Counties: Annual Time Series, July 1, 1990, to July 1, 1996, (Includes Revised April 1, 1990, Census Population Counts) (CO-96-1). \$38.

PPL-61. Demographic Components of Population Change of Counties: April 1, 1990, to July 1, 1996, (Includes Revised April 1, 1990, Census Population Counts) (CO-96-2). \$29.

PPL-62. Estimates of the Population of Counties (Ranked by 1996 Population Size in U.S.): July 1, 1996, (Includes Revised April 1, 1990, Census Population Counts) (CO-96-3). \$25.

PPL-63. Estimates of the Population of Counties (Ranked by 1996 Population Size in State): July 1, 1996, (Includes Revised April 1, 1990, Census Population Counts) (CO-96-4). \$28.50.

PPL-64. Estimates of the Population of Counties (Ranked by 1990-1996 Percent Population Change in U.S.): July 1, 1996, (Includes Revised April 1, 1990, Census Population Counts) (CO-96-5). \$25.

PPL-65. Estimates of the Population of Counties (Ranked by 1990-1996 Percent Population Change in State): July 1, 1996, (Includes Revised April 1, 1990, Census Population Counts) (CO-96-6). \$28.50.

PPL-66. Household and Family Characteristics: March 1996 (Update). \$39.

PPL-68. Estimates of the Population of States by Age Groups and Sex: 1990 and 1996. \$14. Consists of six tables: No. 1. Total Population by Age Groups: April 1, 1990, (Revised Census Population Counts) (ST-96-4). No. 2. Male Population by Age Groups: April 1, 1990, (Revised Census Population Counts) (ST-96-5). No. 3. Female Population by Age Groups: April 1, 1990, (Revised Census Population Counts) (ST-96-6). No. 4. Total Population by Age Groups: July 1, 1996, (Estimate) (ST-96-7). No. 5. Male Population by Age Groups: July 1, 1996, (Estimate) (ST-96-8). No. 6. Female Population by Age Groups: July 1, 1996, (Estimate) (ST-96-9).

PPL-69. Geographical Mobility: March 1995 to March 1996. \$38.

PPL-70. The Black Population in the United States: March 1996 (Update). \$28.40.

PPL-71. The Hispanic Population in the United States: March 1995. \$26.

PPL-72. The Hispanic Population in the United States: March 1996. \$26.

PPL-73R. Estimates of Housing Units and Households of States: 1990 and 1996. \$10.

PPL-74. Fertility of American Women: June 1995 (Update). \$23.

PPL-77. The Asian and Pacific Islander Population in the United States: March 1996 (Update). \$26.90.

PPL-78. Estimates of the Population of States by Race and Hispanic Origin: 1990 to 1996. \$16. Supersedes PPL-49.

PPL-79. Estimates of the Population of Counties by Race and Hispanic Origin: 1990 and 1996. \$24. Supersedes PPL-50.

PPL-80. Population of Counties by Broad Age Group: July 1, 1990, to July 1, 1996. \$72.50.

PPL-81. Who's Minding Our Preschoolers? Fall 1994 (Update). \$27.

PPL-82. Estimates of the Population of Places: Annual Time Series, July 1, 1991, to July 1, 1996, (Includes Revised April 1, 1990, Census Population Counts) (SU-96-1). \$67.

PPL-83. Estimates of the Population of Minor Civil Divisions: Annual Time Series, July 1, 1991, to July 1, 1996, (Includes Revised April 1, 1990, Census Population Counts) (SU-96-2). \$122.

PPL-84. Estimates of the Population of Places: July 1, 1996, and Population Change, April 1, 1990 to July 1, 1996 (Includes Revised April 1, 1990, Census Population Counts) (SU-96-3). \$ 67.

PPL-85. Estimates of the Population of Minor Civil Divisions: July 1, 1996, and Population Change, April 1, 1990, to July 1, 1996 (Includes Revised April 1, 1990, Census Population Counts) (SU-96-4). \$70.

PPL-86. Estimates of the Population of Cities: July 1, 1996. \$37. Consists of four tables: No. 1. Estimates of the Population of Cities With Population of 100,000 and Greater (Ranked by 1996 Population Size in U.S.): July 1, 1996 (Includes Revised April 1, 1990, Census Population Counts) (SU-96-5). No. 2. Estimates of the Population of Cities With Populations of 10,000 and Greater (Ranked by 1996 Population Size in State): July 1, 1996 (Includes Revised April 1, 1990, Census Population Counts) (SU-96-6). No. 3.

Estimates of the Population of Cities With Population of 100,000 and Greater (Ranked by 1990-1996 Percent Population Change in U.S.): July 1, 1996 (Includes Revised April 1, 1990, Census Population Counts) (SU-96-12). No. 4. Estimates of the Population of Cities With Population of 10,000 and Greater ((Ranked by 1990-1996 Percent Population Change in State): July 1, 1996 (Includes Revised April 1, 1990, Census Population Counts) (SU-96-13).

CD-ROMs

A complete listing of Census CD-ROM products, with a basic description of each title and its availability: <<http://www.census.gov/prod/3/97pubs/mso-9707.pdf>> CenStore list of titles:<<http://www.census.gov/mp/www/rom/msrom.html>> List organized by subject: <<http://www.census.gov/mp/www/rom/index.html>>


Agriculture

1000

CD-AG92-SPEC. 1992 Census of Agriculture Specialty Files

Data time span and geographic areas covered—See the abstracts describing each file.

Subject content—Consists of files containing statistics from the 1992 Census of Agriculture. The files are the Congressional District File (see abstract No. 1001 in this catalog); Farm and Ranch Irrigation Survey: 1994 (AC92-RS-1) (see abstract No. 152 in the 1997 Catalog); Final Data File: Guam (see abstract No. 1002 in this Catalog); Puerto Rico (see abstract No. 1003 in this catalog); and Virgin Islands (see abstract No. 1004 in this Catalog); Public Use Files: United States and States (see abstract No. 1005 in this Catalog); and ZIP Code Data (see abstract No. 1006 in this Catalog).



CENSUS OF AGRICULTURE USES

- The Department of Agriculture uses census data to prepare estimates of farm income and production costs, evaluate agricultural programs and policies, to administer farm programs, and plan for operations during disease or pest emergencies.
- The Farm Credit Administration uses the data to evaluate farmer loan programs. The U.S. Congress uses census data to oversee farm programs and assess legislative proposals.
- State and local governments and farm organizations use census data to analyze and develop policies on land use, water use and irrigation, rural development, and farmland assessments
- Agribusinesses use census statistics to develop sales territories, and determine the best locations for wholesale and retail outlets.
- Rural electric companies use statistics to forecast future energy needs.

This CD-ROM also includes Coverage Evaluation (AC92-S-2) (see abstract No. 149 in the 1997 Catalog), which evaluates the accuracy and completeness of the census.

Technical documentation—The technical documentation is included on the disc.

NOTE—The title on the CD-ROM case is 1992 Census of Agriculture: Agriculture Specialty.

One CD-ROM. Released 1996. \$150. Use the Census Bureau order form.

1001

CD-AG92-SPEC. Congressional District File

Data time span—1992.

Geographic areas covered—United States, states, and Congressional Districts (103rd Congress).

Subject content—Contains data from all farms enumerated in the 1992 Census of Agriculture. A farm in the United States is a place from which \$1,000 or more of agricultural products were sold in the census year. The file includes data on the number and size of farms; value of agricultural products sold; acres of crops, crop land use, pasture, and rangeland; land in government programs; and inventory and number sold of livestock and poultry. The data on crops and livestock is presented in considerable detail. In addition, the file contains information on the farm operator, such as full/part ownership, tenant, residence on farm, principal occupation, and days worked off farm.

NOTE—Availability information for this file is included in abstract No. 1000.

1002

CD-AG92-SPEC. Final Data File: Guam

Data time span—1992.

Geographic areas covered—Guam and its election districts.

Subject content—Contains data from the 1992 Census of Agriculture on all farms. A farm in Guam is any place from which \$100 or more of agricultural products were sold in the census year. The file includes data on the number and size of farms; value of agricultural products sold; value of land, buildings, machinery, and equipment; selected production expenses; total cropland; inventory and sale of livestock and poultry; major crops harvested; and characteristics of farm operators.

NOTE—Availability information for this file is included in abstract No. 1000.

1003

CD-AG92-SPEC. Final Data File: Puerto Rico

Data time span—1992.

Geographic areas covered—Puerto Rico and its municipios.

Subject content—Contains data from the 1992 Census of Agriculture on all farms. A farm in Puerto Rico is any place from which \$2,500 or more of agricultural products were sold in the census year. The file includes data on the number and size of farms; value of agricultural products sold; value of land, buildings, machinery, and equipment; selected production expenses; total cropland; inventory and sale of livestock and poultry; major crops harvested; irrigation of farmland; and characteristics of farm operators.

NOTE—Availability information for this file is included in abstract No. 1000.

1004

CD-AG92-SPEC. Final Data File: Virgin Islands

Data time span—1992.

Geographic areas covered—Each island.

Subject content—Contains data from the 1992 Census of Agriculture on all farms. A farm in the Virgin Islands is any place from which \$100 or more of agricultural products were sold in the census year. The file includes data on the number and size of farms; value

of agricultural products sold; value of land, buildings, and equipment; selected production expenses; total cropland; inventory and sale of livestock and poultry; major crops harvested; and characteristics of farm operators.

NOTE—Availability information for this file is included in abstract No. 1000.

1005

CD-AG92-SPEC. Public Use Files: United States and States

Data time span—1992.

Geographic areas covered—United States and each state (excluding Alaska), with the exception of the New England States, which are combined.

Subject content—Contains, in microdata format (with identifiers removed), data from a sample of farms included in the 1992 Census of Agriculture. A farm is a place from which \$1,000 or more of agricultural products were sold in a census year. The United States file contains data from a 10-percent sample and the state file contains data from a 5-percent sample. Each record contains information about a single farm and the person identified as the farm operator. Agricultural data are shown within ranges; no exact numbers are given.

Both the United States and state files contain information on farm size, land in government programs, government payments received, value of agricultural products sold, corporate structure, and type of organization. For some of these subjects, the United States file contains more detail. In addition, both files contain information on the farm operator such as age, sex, race, Spanish origin, principle occupation, years on present farm, and days worked off farm. Only the United States file has data on number and sales of livestock and poultry; acres of land harvested, fertilized, and treated with chemicals; farm, value of land, buildings, machinery, and equipment; expenses; and farm-related income (excluding government payments).

NOTE—Availability information for this file is included in abstract No. 1000.

1006

CD-AG92-SPEC. ZIP Code Data

Data time span—1992.

Geographic areas covered—Five-digit ZIP Codes in the United States.

Subject content—Presents agricultural statistics for all farms by five-digit postal ZIP Code. A farm is any place from which \$1,000 or more of agricultural products were sold in the census year. Tables show the total market value of products sold and number of farms by size for the following: land in farms; inventory of cattle, calves, hogs, and pigs; cropland harvested; and select crops. Selected crops vary by state, and tables show the number of farms by acres for commodities, such as tobacco, cotton, soybeans, peanuts, and land in orchards.

This data, together with comparable data for 1987, is available on a separate CD-ROM entitled ZIP Code Tabulations (Farms by ZIP Code, 1992 Census and Farms by ZIP Code, 1987 Census) (CD-AG92-ZIPS). See abstract No. 154 in the 1997 Catalog.

NOTE—Availability information for this file is included in abstract No. 1000.

Business

1007

CD-CBP-93/94. County Business Patterns: 1993-1994

Geographic areas covered and subject content—Similar to the 1992-93 edition, but for 1993 and 1994. See abstract No. 268 in the 1997 Catalog.

One CD-ROM. Released 1996. \$150. Use the Census Bureau order form.

1008


CD-CBP94-ZBP. ZIP Code Business Patterns: 1994 on CD-ROM

Data time span—1994.

Geographic areas covered—Five-digit ZIP Codes in the United States.

County Business Patterns/ZIP Business Patterns is the Census Bureau's only product that provides annual economic data for small geographic areas. This detailed information (up to four-digit SIC Code) is critical for many county/ZIP Code economic applications. Some examples include:

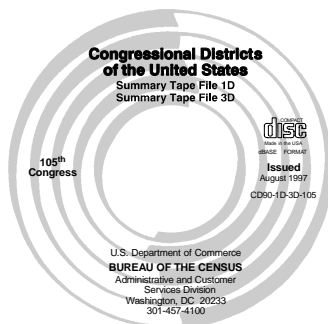
- Track county employment trends within and across industries
- Prepare detailed county or ZIP Code areas economic/employment profiles
- Assess the annual dollar impact of various industry payrolls upon an area
- Locate counties and ZIP Codes where specific industries are clustered
- Design sales territories



CURRENT POPULATION SURVEY

The Current Population Survey (CPS) is a monthly survey of about 50,000 households conducted by the Bureau of the Census for the Bureau of Labor Statistics. The survey has been conducted for more than 50 years.

The CPS is the primary source of information on the labor force characteristics of the U.S. population. CPS data are used by government policy-makers and legislators as important indicators of our Nation's economic situation and for planning and evaluating many government programs. They are also used by the press, students, academics, and the general public.



Subject content—Presents statistics on establishments, employment, and payroll for five-digit ZIP Codes. The file contains data on the total number of establishments and establishments in nine employment sizes tabulated by detailed industry categories, which are based on the revised 1987 Standard Industrial Classification (SIC) designations. The file also contains data on mid-March employment and 1st quarter and annual payroll for each ZIP Code.

Reference materials—The technical documentation is included on the CD-ROM.

One CD-ROM. Released 1996. \$90. Use the Census Bureau order form.

Demographic

1009

CD-CPS96-03+INPOV. Current Population Survey: Income and Poverty—1995 and March 1996 Annual Demographic Survey File

Geographic areas covered and subject content—Similar to “Current Population Survey, Income and Poverty Tables: 1993,” but for 1995, and “Current Population Survey, March 1995 on CD-ROM,” but for 1996. See abstracts 1203 and 1202.5, respectively, in the 1997 Catalog.

One CD-ROM. Released 1997. \$150. Use the Census Bureau order form.

1010

CD-CPS 97-03. Current Population Survey, March 1997 Annual Demographic File

Geographic areas covered and subject content—Similar to the March 1995 file, but for March 1997. See abstract No. 1202.5 in the 1997 Catalog.

One CD-ROM. Released 1997. \$150. Use the Census Bureau order form

1011

CD-DEC90-STF1D/3D-105. Congressional Districts of the United States, 105th Congress: Summary Tape File 1D and 3D

Data time span—1990.

Geographic areas covered—States, congressional districts of the 105th Congress, and within each congressional district: counties and county segments; county subdivisions of 10,000 or more population in 12 states and county subdivision segments; places of 10,000 or more population and place segments; and American Indian and Alaska Native areas (AIANAs) or state portion of AIANA, and AIANA segments.

Subject content—Contains two separate data sets from the 1990 census of population and housing: summary tape file (STF) 1D and 3D. The STF 1D file contains 100-percent data for population and housing topics. Some of these subjects are cross-classified by age, sex, race, Hispanic origin, and/or tenure (i.e., unit owned or occupied). Population subjects include age, race, sex, marital status, Hispanic origin, household type and relationship, and persons in group quarters. Housing subjects include occupancy/vacancy status, tenure, units in structure, value, contract rent, meals included in rent, and number of rooms in housing unit.

The STF 3D file contains 100-percent and sample data for population and housing topics. Some of these subjects are cross-classified by race, sex, and/or tenure. Population subjects include the number of persons, age, race, sex, Hispanic origin, marital status, family type, household type and relationship, householders, persons in group quarters, farm/nonfarm and urban/rural population, residence in 1985, foreign-born status, place of birth, ancestry, citizenship, year of entry into the United States, language spoken at home, school enrollment, educational attainment, fertility, occupation, industry, labor force, class of worker, employment status, work experience in 1989, work disability status, year last worked, income in 1989, poverty status in 1989, workers in family in 1989, place of work, means of transportation

and travel time to work, private vehicle occupancy, mobility and self-care limitation status, and veteran/military status. Housing subjects include total housing units, rooms and bedrooms in unit, units in structure, kitchen and plumbing facilities, water source, sewage disposal, heating fuel, year structure was built, tenure, condominium status, value of unit, mortgage status, selected monthly owner costs, rent, meals included in rent, utilities included in rent, heating fuel, occupancy/vacancy status, year householder moved into unit, telephone and vehicle availability, and urban/rural and farm/nonfarm housing.

The file contains selected aggregates and medians.

Reference materials—The technical documentation is included on the disc.

One CD-ROM. Released 1997. \$150. Use the Census Bureau order form.

Economic

1012

CD-EC92-1J. 1992 Economic Census CD-ROM: Volume 1J, Report Series

Data time span—1992, with some comparative data for earlier years.

Geographic areas covered—Vary by file; United States; in area series files: states, metropolitan areas, counties, and places of 2,500 or more population.

Subject content—Provides data from the 1992 Economic Census, much of which is also available in printed reports (see the list below). Software is included on the discs. These include GO92, EXTRACT, Profile, Adobe Acrobat, DocView and Show. Censuses include retail trade, wholesale trade, and service industries; financial, insurance, and real estate industries; and transportation, communications, and utilities. Corresponding data are in print and in PDF files on the Internet.

NOTE—This disc constitutes Volume 1J, which cumulates the earlier releases and is the final release for Volume 1.

One CD-ROM. Released 1996-98. \$150; \$200 if purchased with “1992 Economic Census CD-ROM: Volume 4, Nonemployer Statistics” (see abstract No. 2.7 in the 1997 Catalog). For this combination package, request CD-EC92-1-KIT. Use the Census Bureau order form.

Files on Volume 1J are listed below, along with references to abstracts that describe many of the files or comparable products.

Characteristics of Business Owners (see abstract No. 408 in this Catalog).

Construction: Geographic Area Series (see abstract No. 401 in the 1997 Catalog), *Industry Series (final)* (see abstract No. 405 in the 1997 Catalog), *Subject Series: Legal Form of Organization* (see abstract No. 406 in the 1997 Catalog).

Enterprise Statistics: Company Summary (no printed publication).

Finance, Insurance, and Real Estate: Geographic Area Series (see abstract No. 245 in the 1997 Catalog), *Establishment and Firm Size* (see abstract No. 250 in the 1997 Catalog), *Revenue Lines* (see abstract No. 251 in the 1997 Catalog), *Miscellaneous Subjects* (PDF format only).

Manufactures: Geographic Area Series (see abstract No. 915 in the 1997 Catalog), *Industry Series (final)* (see abstract No. 921 in the 1997 Catalog), *Subject Series: General Summary* (see abstract No. 401 in this Catalog), *Concentration Ratios in Manufacturing* (no printed publication), *Manufacturers' Shipments to Federal Government Agencies* (See abstract No. 930 in the 1997 Catalog), *Numerical List of Manufactured and Mineral Products* (see abstract No. 901 in the 1997 Catalog), *Analytical Report: Selected Characteristics of Manufacturing and Wholesale Establishments that Export* (no printed publication), *Annual Survey of Manufactures: 1994* (see abstract Nos. 960, 961, and 963 in the 1997 Catalog), *Manufactures' Shipments, Inventories, and Orders, 1982-95* (no printed publication).



HOW PEOPLE USE ECONOMIC CENSUS DATA

Study your industry

- Gauge the competition
- Calculate market share
- Locate business markets

Study business markets

- Locate distributors or resellers
- Site location
- Design sales territories and set sales quotas

Evaluate investment opportunities

- Evaluate new business opportunities
- Enhance business-opportunity presentations

Public sector

- Public policy and statistics
- Maintain local tax base
- Assist local businesses

“The Economic Census is indispensable to understanding America’s economy. It insures the accuracy of the statistics we rely on for sound economic policy and for successful business planning.”

Alan Greenspan, Chairman of the Federal Reserve Board of Governors

Mineral Industries: Geographic Area Series (see abstract No. 950 in the 1997 Catalog), *Industry Series (final)* (see abstract No. 952 in the 1997 Catalog), *Subject Series: General Summary* (see abstract No. 402 in this catalog), *Fuels and Electric Energy Consumed* (abstract not available).

Minority- and Women-Owned Business: Black, Hispanic, Asian, and Other Minorities; Summary of Minority-Owned Businesses (see abstract No. 262 in the 1997 Catalog), *Women-Owned Business* (see abstract No. 263 in the 1997 Catalog).

Retail Trade: Geographic Area Series (see abstract No. 200.5 in the 1997 Catalog), *Subject Series: Establishment and Firm Size* (see abstract No. 212 in the 1997 Catalog), *Merchandise Line Sales* (see abstract No. 213.5 in the 1997 Catalog) and *Miscellaneous Subjects (PDF format only)*, *Monthly Retail Sales, 1967-94* (see abstract No. 275 in the 1997 Catalog).

Service Industries: Geographic Area Series (see abstract No. 230 in the 1997 Catalog), *Establishment and Firm Size* (see abstract No. 239.1 in the 1997 Catalog), *Sources of Receipts* (see abstract No. 405 in this Catalog), *Miscellaneous Subjects (PDF format only)*, *Hotel, Motel, and Other Lodging Places (PDF format only)*, *Measures of Value Produced, Expenditures, and Assets (PDF format only)*.

Transportation, Communications, and Utilities: Geographic Area Series (see abstract No. 1501 in the 1997 Catalog), *Establishment and Firm Size* (see abstract No. 1503 in the 1997 Catalog), *Truck Inventory and Use Survey* (see abstract No. 1505 in the 1997 Catalog), *Miscellaneous Subjects* (see abstract No. 406 in this Catalog).

Wholesale Trade: Geographic Areas Series (see abstract No. 215 in the 1997 Catalog), *Establishment and Firm Size* (see abstract No. 219 in the 1997 Catalog), *Commodity Line Sales* (see abstract No. 223 in the 1997 Catalog), *Characteristics of Wholesale Establishments that Export, Miscellaneous Subjects (PDF format*

only), *Measures of Value Produced, Expenditures, and Assets (PDF format only)*.

Foreign Trade

1013

CD-FTD98-SCHB. U.S. Exports Commodity Classification International Harmonized System (HS-Based Schedule B)

Subject content—Similar to the 1997 edition, but for 1998. See abstract No. 565 in the 1997 Catalog.

One CD-ROM. Released 1998. \$30. Use the Census Bureau order form.

1014

CD-FTD[Yr.]-EX-[Mo.]. U.S. Exports of Merchandise on CD-ROM

Geographic areas covered and subject content—See abstract No. 507.5 in the 1997 Catalog.

NOTE—Subscribers to U.S. Exports History: Historical Summary disc receive it in June/July of the year following their subscription year, e.g., subscribers to 1998 data will receive the 1994/98 history disc in June/July 1999.

Technical documentation—One free copy accompanies each order. It is also available separately for \$10.

CD-ROM. Monthly. Annual subscription: \$1,200 (calendar year), quarterly subscription, \$500 (Mar., June, Sept., Dec. releases); monthly, \$150 each release. Premium service (special one-off disc on day of monthly foreign trade press release): calendar year; \$1,800; quarterly, \$700; monthly, \$200. The annual and quarterly subscriptions (not “premium service”) include U.S. Exports History: Historical Summary disc (see “note” above); also available separately for \$150. Add 33 percent to all prices for international mailing. Use the Census Bureau order form.

1015**CD-FTD[Yr.]-IM-[Mo.]. U.S. Imports of Merchandise on CD-ROM**

Geographic areas covered and subject content—See abstract No. 523.5 in the 1997 Catalog.

NOTE: Subscribers to U.S. Imports History: Historical Summary disc receive it in June/July of the year following their subscription year, e.g., subscribers to 1998 data will receive the 1994/98 history disc in June/July 1999.

Technical documentation—One free copy accompanies each order. It is also available separately for \$10.

CD-ROM. Monthly. Annual subscription: \$1,200 (calendar year), quarterly subscription, \$500 (Mar., June, Sept., Dec. releases); monthly, \$150 each release. Premium service (special one-off disc on day of monthly foreign trade press release): calendar year; \$1,800; quarterly, \$700; monthly, \$200. The annual and quarterly subscriptions (not "premium service") include U.S. Imports History: Historical Summary disc (see note above); also available separately for \$150. Add 33 percent to all prices for international mailing. Use the Census Bureau order form.

Governments**1016****CD-CFFR-96. Consolidated Federal Funds Report: Fiscal Years 1987-1996**

Geographic areas covered and subject content—Similar to the 1986-95 edition, but for 1987 through 1996. See abstract No. 736.5 in the 1997 Catalog.

CD-ROM. Released 1997. \$150. Use the Census Bureau order form.

DISKETTES

A complete listing of diskettes available from the Census Bureau is at the CenStore location:

<<http://www.census.gov/mp/www/disk/index.html#DISKS>>

Economic**1100****DSK-EC-CBP94. 1994 County Business Patterns**

Geographic areas covered and subject content—Similar to the 1993 edition, but for 1994. See abstract No. 266 in the 1997 Catalog.

Three diskettes. Released 1997. \$84. Use the Census Bureau order form.

1101**DSK-EC-QFR-[Year]-[Month]. Quarterly Financial Report (QFR) for Manufacturing, Mining, and Trade Corporations**

Geographic areas covered and subject content—See abstract No. 87 in the 1997 Catalog.

Diskette. Quarterly. Annual subscription: \$84 (four quarterly issues); single issue: \$66, plus \$6 for each additional copy ordered at the same time. Use the Census Bureau order form.

Population**1102****PE. Population Electronic Series**

Data time span—Varies.



Geographic areas covered and subject content—See abstract No. 1350 in the 1997 Catalog.

NOTE—For additional information, contact the Statistical Information Office, Population Division; telephone 301-457-2422; fax 301-457-2643.

Diskette. A series of data files in progress. Released 1994-. Prices and number of diskettes vary. Use the Census Bureau order form. Make checks payable to "Commerce-Census-88-00-9010."

PE-43. Net Population Adjustment Matrix. One diskette. \$20.

PE-45. Population Projections for States by Age, Sex, Race, and Hispanic Origin: 1995 to 2025. Consists of three packages: Pkg. 1—Package of 17 diskettes,



FOREIGN TRADE CUSTOMIZED REPORTS FOR SPECIFIC PRODUCTS

The Bureau of the Census makes available, on a subscription basis, monthly statistical data from U.S. import and export trade reports. The cost is based on providing data in units of 1 to 10 commodity classification code numbers. The data can be sent on printed reports via U.S. mail, or the data can be downloaded from the Internet. See our web site for more information.

<<http://www.census.gov/foreign-trade/www/1210.html>>

preferred Series A projections only, all states, with components of change. \$340. Pkg. 2—Package of 51 diskettes, both Series A and B, one state per diskette, with components of change. \$1,020. Pkg. 3—Computer tape. Contains both series A and B, all states, with components of change. \$250.

PE-49. Estimates of Housing Units, Households, and Persons per Household for the United States, Regions, and States: 1990 to 1995. One diskette. \$20.

PE-59. Estimates of the Population of States, Counties, Places, and Minor Civil Divisions: Annual Time Series, July 1, 1991, to July 1, 1996 (includes revised April 1, 1990, census population counts) (SU-96-9). Seven diskettes. \$140. (NOTE—States can be repackaged as requested by customer. Price per disk, \$20.) Disk 1. Alabama, Alaska, Arkansas, Georgia, Iowa, Kentucky, Nevada, New Hampshire, New Jersey, North Carolina, Oklahoma, Rhode Island. Disk 2. Arizona, California, Colorado, Connecticut, Louisiana, Maine, Massachusetts, Mississippi, New Mexico, Oregon, South Carolina, Tennessee, Utah, Virginia, Washington, West Virginia. Disk 3. Delaware, Indiana, Maryland, Michigan, New York, Vermont. Disk 4. District of Columbia, Idaho, Illinois, Kansas. Disk 5. Florida, Missouri, Nebraska, North Dakota, Texas. Disk 6. Hawaii, Montana, Ohio, Pennsylvania. Disk 7. Minnesota, South Dakota, Wisconsin, Wyoming.

1103

[Current Month] and Historical Building Permits Data by State, Metropolitan Area, and Individual Permit-Issuing Place

Geographic areas covered and subject content—See abstract No. 428 in the 1997 Catalog.

Diskette. Quarterly. Ordering information: telephone 301-457-1321 (Manufacturing and Construction Division, Residential Construction Branch).

TAPES

A listing of tapes is at the CenStore site: <<http://www.census.gov/mp/www/tape/index.html#TAPE>>

Foreign Trade

1200

EA-695. Shipments of Merchandise Between the United States and Puerto Rico and Shipments From the United States to the Virgin Islands: Annual 1996

Geographic areas covered and subject content—Similar to the 1995 edition, but for 1996. See abstract No. 547.3 in the 1997 Catalog.

Computer tape. Released 1997. For price and ordering information, contact Foreign Trade Division, telephone 301-457-2214.

1201

EM-595. Shipments of Merchandise Between the United States and Puerto Rico and Shipments From the United States to the Virgin Islands

Geographic areas covered and subject content—See abstract No. 545.3 in the 1997 Catalog.

Computer tape. Monthly. For price and ordering information, contact Foreign Trade Division, telephone 301-457-2214.

1202

IM-145. U.S. General Imports and Imports for Consumption

Geographic areas covered and subject content—See abstract No. 530.5 in the 1997 Catalog.

Computer tape. Monthly. For price and ordering information, contact Foreign Trade Division, telephone 301-457-2214.

1203**TA-380. U.S. Waterborne General Imports and Inbound Shipments: Annual 1997**

Geographic areas covered and subject content—Similar to the 1995 edition, but for 1997. See abstract No. 552.3 in the 1997 Catalog.

NOTE—The 1996 edition is also available.

Computer tape. Released 1998. For price and ordering information, contact Foreign Trade Division, telephone 301-457-2214.

1204**TA-780. U.S. Waterborne Exports and Outbound Shipments: Annual 1996**

Geographic areas covered and subject content—Similar to the 1995 edition, but for 1996. See abstract No. 553.43 in the 1997 Catalog.

Computer tape. Released 1997. For price and ordering information, contact Foreign Trade Division, telephone 301-457-2214.

1205**TM-380. U.S. Waterborne General Imports and Inbound Shipments**

Geographic areas covered and subject content—See abstract No. 553.2 in the 1997 Catalog.

Computer tape. Monthly. For price and ordering information, contact Foreign Trade Division, telephone 301-457-2214.

1206**TM-385. Monthly Vessel Entrances**

Geographic areas covered and subject content—See abstract No. 553.4 in the 1997 Catalog.

Computer tape. Monthly. For price and ordering information, contact Foreign Trade Division, telephone 301-457-2214.

1207**TM-780. U.S. Waterborne Exports and Outbound Shipments**

Geographic areas covered and subject content—See abstract No. 553.5 in the 1997 Catalog.

Computer tape. Monthly. For price and ordering information, contact Foreign Trade Division, telephone 301-457-2214.

1208**TM-785. Monthly Vessel Clearances**

Geographic areas covered and subject content—See abstract No. 553.7 in the 1997 Catalog.

Computer tape. Monthly. For price and ordering information, contact Foreign Trade Division, telephone 301-457-2214.

1209**Geographic Concordance Master Tape: Annual 1997**

Subject content—Similar to the 1995 edition, but for 1997. See abstract No. 502.6 in the 1997 Catalog.

NOTE—The 1996 edition is also available.

Computer tape. Released 1998. For price and ordering information, contact Foreign Trade Division, telephone 301-457-2214.

1210**Harmonized Commodity Concordance Master Tape: Annual 1998**

Subject content—Similar to the 1995 edition, but for 1998. See abstract No. 502.7 in the 1997 Catalog.

Computer tape. Released 1998. For price and ordering information, contact Foreign Trade Division, telephone 301-457-2214.

Housing

1211

TP-AHS95-NCOR. American Housing Survey, 1995: National Core and Supplement File

Geographic areas covered and subject content—Similar to the 1993 edition, but for 1995. See abstract No. 440.2 in the 1997 Catalog.

Computer tape. Released 1997. \$325. Use the Census Bureau order form.

1212

TP-NYC-HOUSING96. 1996 New York City Housing and Vacancy Survey

Data time span—1996.

Geographic areas covered—New York City, its five boroughs, and sub-boroughs.

Subject content—Provides microdata (housing unit records with identifying information removed) on the characteristics of housing units and their occupants. Statistics are available on household income, poverty income levels, monthly rent, monthly mortgage payments, utility costs, routine maintenance fees, and real estate taxes. Data are shown for labor force characteristics for all household members 15 years and over.

Data also are presented on the condition of the building, the occupancy status of the unit, the year the building was built, whether the unit is owner or renter occupied, and the condominium or cooperative status of the building. Additional data focus on number of stories, units, and rooms in the unit; the type of heating fuel; the existence of cracks or holes in walls or floors; and the occurrences of heating equipment breakdowns.

Data for vacant units include data on the number of stories and rooms, the presence of an elevator, and the principal type of heating fuel.

In addition, data are presented on the duration of vacancy, the occupancy status before vacancy, whether the unit is available for rent or sale, the

reason the unit is not available for sale or for rent, and, if for rent, the monthly asking rent.

In addition, the 1996 file, for the first time, contains data on accessibility for people with disabilities.

Reference materials—One free copy accompanies each file order. It may also be ordered separately for \$10.

Computer tape. Released 1997. \$175. Use the Census Bureau order form.

1213

TP-POMS95/96. Property Owners and Managers Survey (POMS): 1995-96

Data time span—November 1995 through June 1996.

Geographic areas covered—Each housing structure record contains a code for the United States, regions, inside/outside metropolitan areas (MAs), and inside/outside central cities. Individual MAs are not identified.

Subject content—Contains, in microdata format (with identifiers removed), sample data on various aspects of owning and managing the approximately 29,300,000 privately owned rental housing units in the United States in 1993 that were still rental at the time of the survey (November 1995 through June 1996). Data are presented for units rented or vacant-for-rent in both single- and multi-unit properties. The file includes information on location; year built; number and type (e.g., rental/sale, furnished/unfurnished) of units at property; amenities; rent; mortgage; operating costs; repair and upkeep; capital improvements; tax abatement; Section 8 and other rent subsidy programs; government regulations making it difficult to operate; tenant screening, rejection, problems, and turnover; managerial duties; marketing; and reason for purchase and continuing to own.

The file also contains information on the property owner, such as age, sex, race, Spanish/Hispanic origin, birthplace, income, and other type of work.

HIGHLIGHTS FROM THE 1995 AMERICAN HOUSING SURVEY

- The median value of owner-occupied homes in the Nation in 1995 was \$92,500.
- The median value of the 63.5 million owner-occupied units varied greatly by region: from \$140,300 in the West and \$118,900 in the Northeast to \$80,100 in the Midwest and \$76,000 in the South.
- 65 percent of the occupied housing units were owned or being bought compared with 35 percent that were being rented.
- Most of the new housing construction (units built between 1991 and 1995) took place in the South (2.6 million), followed by the West and the Midwest (both 1.3 million) and the Northeast (600,000).

NOTE—The microdata records may be downloaded from the U.S. Department of Housing and Urban Development's Internet site.
<<http://www.huduser.org/>>

Summary data for only the United States are available on the U.S. Census Bureau's Internet site:
<<http://www.census.gov/hhes/www/poms.html>>

Technical documentation—One free copy accompanies each file order. It may also be ordered separately for \$10.

Computer tape. Released 1997. \$175. Use the Census Bureau order form.

Survey of Income and Program Participation

1214

TP-POP-SIPP. Survey of Income and Program Participation (SIPP)

Geographic areas covered and subject content—See abstract No. 1490 in the 1997 Catalog.

Computer tape. A series of data files in progress. Released 1985-. Prices and number of tapes vary. Use the Census Bureau order form.

TP-POP-SIPP92-LFW1-10. 1992 Panel, Waves 1-10 Longitudinal File. Six reels. \$1,250.

TP-POP-SIPP93-FPRF. 1993 Longitudinal Full Panel File. Six reels. \$1,107.

TP-POP-SIPP93-W9PM. 1993 Panel, Wave 9 Core Person Month File. Two reels. \$350.

SURVEY OF INCOME AND PROGRAM PARTICIPATION (SIPP)

The Survey of Income and Program Participation (SIPP) is the source of the data presented in the Current Population Reports Series P70, *Household Economic Studies*. This series features data on the economic status of households and its relationship to social characteristics and to benefits received.

SIPP PRODUCTS UPDATE

A very useful reference, *What's Available From the Survey of Income and Program Participation?* is a document prepared annually which updates the availability of SIPP products in printed and electronic media. Single copies are available free from Microdata Access Branch, Administrative and Customer Services Division, Bureau of the Census, Washington, DC 20233. (Tel. 301-457-1139)

SUBJECT INDEX

NOTE: This index refers to the abstract number for each product title..

A

African-Americans, *see* Black American(s).

Agriculture:

- Census.....1000, 1001, 1002, 1003, 1004, 1005, 1006, 1012
- Coverage evaluation.....1000
- History and methodology.....200
- Irrigation.....1000
- Farm operators.....1001, 1002, 1003, 1004, 1005
- Government payments.....1005
- Income, farm, *see* Income: Farm. (*See also* Agriculture: Population and housing, farm.)
- Irrigation.....1000, 1003
- Population and housing, farm (e.g., workers and farm residence).....1010
- ZIP Codes, data by.....1012

Air-conditioning equipment:

- In homes.....301, 303, 707, 1211

Airborne exports, imports, *see* Foreign trade: Transport by water and air.

Alaska Native villages, *see* American Indian and Alaska Native areas.

Aleut population, *see* American Indian, Eskimo, and Aleut populations.

Aliens, *see* Citizenship.

American Indian and Alaska Native areas (*See also* American Indian, Eskimo, and Aleut populations.):

- Census data.....1011

American Indian, Eskimo, and Aleut populations (*See also* American Indian and Alaska Native Areas: Census data.):

- Census data.....1011

American Indian reservations, *see* American Indian and Alaska Native areas.

American Samoa, *see* Outlying areas: American Samoa.

Ancestry (*See also* Birthplace and Hispanic origin/ancestry.).....1011

Animals, farm, *see* Livestock, products.

Apartments (*See also* Housing.):

- Completed, characteristics of.....705
- Market absorption (i.e., rental of).....704

Appliances, *see specific subjects under* Machinery/equipment.

Arms, *see* Defense export and import shipments, ordnance, manufacturing.

Asian and Pacific Islander Americans (*See also entries under* Outlying areas.).....910

- Businesses owned by.....1012
- Census data.....1011

Automobile(s).....1011

B

Bakery, *see* Food, products.

Banks, *see* Financial industries.

Bathrooms.....303

Bedrooms.....303, 704, 705, 1011, 1211

Benefits, cash or noncash, *see* Government(al): Benefits, cash or noncash.

Bibliographies, *see* Guides and bibliographies.

Birth and fertility, U.S., *see* Fertility: American and Population: Components of change.

Birthplace (*See also* Foreign-born population.).....1011

Black American(s) (separately presented in abstracts citing "race") (*See also* Black American(s): Population: And housing censuses. *It includes data for most of the topics listed below.*).....909, 1011

- Age, *see* Population: Age, sex, race.
- Businesses owned by.....1012
- Censuses of population and housing, *see* Black American(s): Population: And housing censuses. (*See also* Guides and bibliographies: Population: Population and housing censuses.)
- Disability.....920
- Earnings, *see* Black American(s): Income.
- Education:

 - Attainment (i.e., school years completed).....1010

- Employment, *see* Employment and payroll: Employed and unemployed persons.
- Farm operators.....1005

Foreign born.....906

Geographic mobility (migration).....908

Health:

- Insurance.....918

Household(s), characteristics (*See also* Black American(s): Population: And housing censuses.).....709

Housing.....702, 703, 902

- And population censuses, *see* Black American(s): Population: And housing censuses.

Income (generally, when abstracts cite "race" and "income," data products include income for Black Americans).....913, 916, 1009, 1011

- Benefits, cash or noncash, *see* Government(al): Benefits, cash or noncash.
- Living arrangements.....1010
- Marital status.....1011
- Mobility, *see* Black American(s): Geographic mobility (migration).
- Number of persons, *see* Population: Age, sex, race. (*See also specific subjects.*)
- Occupation, *see* Employment and payroll: Occupation, persons and their characteristics by.
- Population.....921

 - Age, *see* Population: Age, sex, race. (*See also specific subjects. Many reports include data by age range.*)
 - And housing censuses.....1011
 - Estimates, *see* Population: Age, sex, race.
 - Farm, *see* Black American(s): Farm operators.
 - Geographic mobility, *see* Black American(s): Geographic mobility (migration).
 - Poverty level or status.....914, 917
 - Property owners and managers, rental.....1213
 - Sex, *see* Population: Age, sex, race. (*See also specific subjects. Many reports include data by sex.*)
 - Unemployment, *see* Employment and payroll: Employed and unemployed persons.
 - Voting, registration, age, *see* Voting.
 - Years of school completed, *see* Black American(s): Education: Attainment.

Books, periodicals, and other printed products:

- Guides to, *see* Guides and bibliographies.

Building, *see* Construction.

- Buildings, expenditures for improvements and upkeep:
Residential.....305
- Buildings, residential structures, *see* Housing: Structural characteristics and Residential and nonresidential construction.
- Business, *see* Corporate and company finance; County business patterns; Foreign trade; Industry/industry groups; Insurance industries; Real estate industries; Retail trade; Service industries; Uses of the data; Wholesale trade; and *headings under* Economic.
- Business owners, characteristics of.....408, 1012
- Businesses, minority-owned, *see* Minority-owned businesses.
- Businesses, women-owned, *see* Women: Businesses owned by.
- C**
- Cars, *see* Automobile(s).
- Catalog and Guide, Census.....104
- Cattle, products, *see* Livestock, products.
- CD-ROM (data files sold by the Census Bureau) (*See also* Computer tapes and Diskettes.)
Agriculture censuses and surveys.....1000, 1001, 1002, 1003, 1004, 1005, 1006
Construction industries census.....1012
County or city profile.....409, 1007
Financial, insurance, and real estate census.....1012
Foreign trade.....515, 1013, 1014, 1015
Manufactures census.....1012
Microdata.....1000, 1005, 1010
Mineral industries census.....1012
Population and housing censuses, 1990.....1011
Population surveys.....1009, 1010
Recent data products.....107
Retail trade census.....1012
Service industries census.....1012
Statistical Abstract.....110
Transportation, communications, and utilities census.....1012
Wholesale trade census.....1012
- Census and You.....102
- Census Bureau:
Advisory committees.....101
Data on CD-ROM (Compact disc—read-only memory), *see* CD-ROM.
- Data on computer tape, *see* Computer tapes.
- Data on diskettes, *see* Diskettes.
- Guides, *see* Guides and bibliographies.
- Methodological research, *see* Methodology.
- New products.....107
News.....102
- Censuses, foreign, *see* Foreign countries.
- Children (*See also* Living arrangements.).....103, 902, 1011
Care.....919
Ever born, *see* Fertility.
Of working mothers.....919
School enrollment.....901
- Citizenship (*See also* Immigration.)1011
- Class of worker, *see* Employment and payroll: Worker(s): Class of.
- Codes, *see* Geographic coding and ZIP Codes.
- College(s):
Education attained, *see* College(s): Years of schooling.
Enrollment, attendance.....901, 904
Census data.....1011
Students.....901
Years of schooling:
Census data.....1011
- Commerce, *see references under* Business.
- Commercial building construction, *see* Residential and nonresidential construction.
- Communication, *see* Books, periodicals, and other printed products; Communications industries; and Telephone(s).
- Communications industries:
Census.....406, 1012
Establishments, *see* Establishment(s): Communications industries.
Receipts.....406, 410
- Commuting (i.e., journey to work).....709, 1011
- Compact Disc—Read-Only Memory, *see* CD-ROM.
- Company and corporate finance, *see* Corporate and company finance.
- Compendia, *see* Statistical Abstract.
- Complete count data from the population and housing censuses.....1011
- Components of change, *see* Population: Components of change.
- Computer services:
Online Census Bureau data.....102
- Computer tapes (e.g., data files sold by the Census Bureau) (*See also* CD-ROM and Diskettes.).....104
Education.....1010
Foreign trade.....1200, 1201, 1202, 1203, 1204, 1205, 1206, 1207, 1208, 1209, 1210
Housing surveys.....1211, 1213
Income surveys.....1010
Microdata.....1010, 1211
New York City, population, housing studies.....1212
Population surveys.....1102
Recent data products.....107
- Computer use.....921
- Condominiums, *see* Housing: Condominiums.
- Congregate housing, *see* Housing: Congregate.
- Congressional districts:
Data for:
Agriculture.....1000, 1001
- Consolidated Federal Funds Report.....606
- Construction (*See also* Housing.):
Census of.....1012
Permits and public contracts.....1103
Recent data products.....107
Structural characteristics of homes, *see* Housing: Structural characteristics.
Surveys and studies.....300, 301, 302, 304, 305, 1103
- Contracts, Federal procurement.....606
- Cooking equipment, *see* Heating and cooking: Equipment.
- Cooperatives, *see* Housing: Cooperatives.
- Corporate and company finance.....424, 1012, 1101
- Costs:
Private sector, *see specific subjects, e.g., under* Construction. *Many abstracts note data on costs.*
Public sector, *see* Government(al): Finances.
- County business patterns.....1007, 1008, 1100
- Couples, *see* Marital status.
- Crops.....1001, 1002, 1003, 1004, 1005, 1006
- Current and historical U.S. statistics, *see* Trends.
- Customs districts, *see* Foreign trade.

D

Data collection, *see specific subjects under Methodology.*

Data files, *see* CD-ROM, Computer tapes, *and* Diskettes.

Day care, *see* Children: Care.

Debt, government, *see* Government(al): Finances: Debt.

Decennial censuses of population and housing, *see* Population: Censuses of population and housing. (*See also specific subjects. Many subjects from the censuses are also covered by surveys.*)

Defense export and import shipments, ordnance, manufacturing (*See also* Government(al): Manufacturing.).....509

Demographic data, *see* Population.

Demography, *see* Methodology.

Developing areas, *see headings under* Foreign countries.

Disability....103, 920, 1011

- Accessibility to housing.....1212
- Black American(s), *see* Black American(s): Disability.
- Functional limitations, various (e.g., in housework and meal preparation).....920
- Hispanic origin/ancestry, *see* Hispanic origin/ancestry: Disability.
- Personal assistance, persons needing, *see* Disability: Functional limitations, various.

Demographic data, *see* Population.

Diskettes (i.e., "floppy disks," e.g., data files sold by the Census Bureau) (*See also* CD-ROM *and* Computer tapes.)

- Building permits.....1103
- Corporate finance.....1101
- County business patterns.....1100
- Employment and payroll, county.....1100
- Establishments, county.....1100
- Manufactures.....1101
- Mineral industries.....1101
- Population surveys.....1102
- Retail trade.....1101

Districts:

- Congressional, *see* Congressional districts.
- School, *see* Education: School districts and systems.

Divorces, *see* Marital status.

E

Earnings, wages, and salaries. (*See also* Income.).....1010

- Monthly.....1010

Economic:

- Censuses. .108, 109, 400, 403, 404, 405, 406, 407, 1000, 1012
- History.....106
- Recent data products.....107
- Conditions, *see specific subjects*, e.g., Employment and payroll *and* Income.
- Corporate and company finance, *see* Corporate and company finance.
- County business patterns.....409, 1007, 1100
- Data uses, *see* Uses of the data.
- Guides, *see* Guides and bibliographies: Economic censuses.
- Industry, product classification, *see* Foreign trade: Classifications.

Education.....1011

- Attainment.....707, 905, 911, 1010, 1011, 1102, 1211
- College, *see* College(s).
- Enrollment, attendance at school, college.....901, 904, 1011, 1102
- Finances of public school systems and districts.....608
- High school, *see* High school education.
- Higher, *see* College(s).
- School districts and systems.....600, 608
- School lunch programs, *see* School lunch programs.
- School years completed, *see* Education: Attainment.
- Services, *see* Service industries.
- Women.....901

Elderly, *see* Old age.

Elections, *see* Voting.

Electrical appliances, machinery, and equipment:

- Manufactures, *see specific subjects under* Machinery/equipment.

Emigration, *see* Immigration.

Employed and unemployed persons, *see* Employment and payroll: Employed and unemployed persons.

Employment and payroll.....409, 1007, 1008, 1012, 1100

- Agriculture.....409, 1007, 1010, 1100

Black Americans, *see* Employment and payroll: Employed and unemployed persons.

Class of worker (e.g., wage and salary), *see* Employment and payroll: Worker(s): Class of.

County business patterns.....409, 1007, 1008, 1100

Employed and unemployed persons (implied in "employment status" and "labor force") (*Reports including unemployment and race generally cross-classify them.*).....1010, 1011

Experience, *see* Employment and payroll: Work: History.

Financial industries.....409, 1007, 1100

Government, *see* Government(al): Employment.

History, *see* Employment and payroll: Work: History.

Hours.....1010

Industry, persons and their characteristics by (*See also* Industry/industry groups.).....1010

Labor force, *see* Employment and payroll: Employed and unemployed persons.

Manufacturing.....421, 423

Occupation, persons and their characteristics by.....1010, 1011

Place of work ..1011

Retail trade....403, 409, 1007, 1100

Service industries.....404, 409, 1007, 1100

Status, *see* Employment and payroll: Employed and unemployed persons.

Unemployed persons, *see* Employment and payroll: Employed and unemployed persons.

Warehousing, public.....414

Weeks at work or unemployed, *see* Employment and payroll: Work: History.

Wholesale trade.....407, 409, 1007, 1100

Women, *see headings under* Women.

Work:

- History.....1010, 1011
- Transportation to, *see* Commuting.

Worker(s):

- Class of (e.g., private wage and salary worker).....1010, 1011

Workplace, *see* Employment and payroll: Place of work.

Energy, *see* Fuels/energy.

Engines, *see specific subjects under* Machinery/equipment.

- Enrollment, *see* Education: Enrollment, attendance at school, college.
- Entry into the United States, *see* Immigration: Year of.
- Equipment, *see* Machinery/equipment.
- Eskimo population, *see* American Indian, Eskimo, and Aleut populations.
- Establishment(s) (*See also specific subjects. Many abstracts include number of establishments.*).....1012
 Communications industries.....406
 County business patterns.....409, 1007, 1008, 1100
 Financial industries.....409, 1007, 1100
 Manufacturing.....401, 1100
 Service industries.....405
 Size, *see* Firm size.
 Transportation industries.....406
 Utilities industries....406
- Estimates, population *see* Population: Estimates.
- Ethnic and racial groups.....1011
- Expenditures:
 Private sector, *see specific subjects (e.g., under Wholesale trade). Many abstracts note data on expenditures.*
 Public sector, *see* Government(al): Finances.
- Exports, *see* Foreign trade: Exports from U.S.
- F**
- Family(ies).....902, 907, 1011
 One-parent, *see* Single-parent(s).
 Single parent, *see* Single parent(s).
- Farmers, *see* Agriculture: Farm operators.
- Farms, *see* Agriculture.
- Fathers, *see* Children, Family(ies), and Single parent(s).
- Fathers as care providers, *see* Children: Care.
- Federal:
 Government finances, *see under* Government(al): Finances.
- Females, *see* Women.
- Fertility:
 American....1011
- Finances:
 Private sector, *see specific subjects (e.g., Corporate and company finance). Many abstracts note financial data. (See also references under Business.)*
 Public sector, *see* Government(al): Finances.
- Financial industries (e.g., banks, credit unions, securities):
 Census.....400, 1012
 Employment and payroll, *see* Employment and payroll: Financial industries.
 Establishments, *see* Establishment(s): Financial industries.
- Firm size:
 Mineral industries.....1012
- Fixtures:
 Plumbing, *see* Plumbing fixtures.
- Floppy disks, Census Bureau data on, *see* Diskettes.
- Food, products (e.g., crops).....409, 1007
- Foreign-born population (*See also* Birthplace.).....906, 911
- Foreign countries (*see also* Ancestry; Birthplace; Foreign trade; and Outlying areas.):
 Ancestry, *see* Ancestry.
 Brazil.....801
 China.....801
 Egypt.....801
 Ghana.....801
 Immigration into the United States, *see* Immigration.
 India.....801
 Philippines.....801
 Population estimates, censuses, projections.....800
 Recent data products.....107
 Russia.....801
 South Africa.....801
 Staff papers on.....802
 Tanzania.....801
 Trade with, *see* Foreign trade.
 Turkey.....801
 Uganda.....801
 World population, *see* Foreign countries: Population estimates, censuses, projections.
- Foreign language, *see* Language(s): Mother tongue.
- Foreign trade:
 Airborne, *see* Foreign trade: Transport by water and air.
 Classifications.....503, 504, 510, 512, 513, 514, 515, 1013, 1209
 Concordance master tapes (*See also* Foreign trade: Classifications.)....1209, 1210
 Consumption, imports, *see* Foreign trade: Imports to U.S.: For consumption.
 Conversion tapes, *see* Foreign trade: Concordance master tapes.
 Customs districts, ports, classified.....513, 514
 Defense Department (and non-Department) controlled cargo.....509
 Exports from U.S.....103, 500, 501, 502, 503, 504, 505, 509, 1014, 1200, 1201, 1204, 1207, 1210
 By country.....502, 503, 504, 505, 1014
 By Customs district.....1014
 Highlights.....501, 502
 World areas.....501, 502
 Geographic concordance.....1209
 Harmonized system.....1201
 Imports to U.S.....500, 501, 502, 503, 504, 505, 506, 507, 509, 1015, 1202, 1203, 1205
 By country.....502, 503, 504, 505, 506, 1015, 1202
 By Customs district.....1015, 1202
 For consumption.....501, 502, 503, 504, 505, 506, 1015, 1202
 General.....500, 501, 502, 505, 507, 1015, 1202, 1203, 1205
 Highlights.....501, 502
 World areas.....501, 502
 Puerto Rico, U.S. possessions.....500, 507, 1200, 1201
 Recent data products.....107
 Regulations.....511
 Shipping, *see* Foreign trade: Transport by water and air.
 Shipping master tape.....1209
 Transport by water and air.....500, 508, 509, 1203, 1204, 1205, 1206, 1207, 1208
 Vessel entrances, clearances.....508, 1206, 1208
 Waterborne, *see* Foreign trade: Transport by water and air.
- Freight, motor, *see* Transportation industries.
- Fruits, vegetables, *see* Food, products.
- Fuels/energy (*See also* Mineral industries.).....1012
 Consumed in manufacture.....402
 Housing, construction, and energy use.....301, 303, 707, 1011, 1211

G

- Gender, *see references from Sex.*
- Geocoding, *see Geographic coding.*
- Geographic coding:
Foreign trade.....1209
- Geographic mobility, *see Mobility, geographic.*
- Government(al):
Benefits, cash or noncash (e.g., public housing, Medicare) (*See also Health: Insurance.*).....911, 913, 914, 916, 917, 1211, 1213
Census.....600, 601, 602, 603, 604, 605
Construction.....304
Contracts, federal procurement.....606
Defense, *see Government(al): Manufacturing.*
Employee benefits, cost of.....601
Employment (including payroll).....600, 601
Workers, organizational data, *see Government(al): Employment.*
Finances.....603, 604, 605
Debt.....608
Direct payments to individuals.....606, 607
Intergovernmental payments.....606, 607
Loans from.....606, 607
Local.....603, 604, 605, 608
School districts and system, *see Education: School districts and systems.*
Special districts.....602
State.....607, 608
Manufacturing (*See also Defense export and import shipments, ordnance, manufacturing.*).....420
Recent data products.....107
Taxes, *see Government(al): Finances.*
Voting, *see Voting.*
- Grain, products, *see Food, products.*
- Groceries, *see Food, products.*
- Growth, population, *see Fertility; and Population: Components of change.*
- Guam, *see Outlying areas: Guam.*
- Guides and bibliographies.....110, 706
Census Bureau, free, monthly.....107
Census Catalog and Guide.....104
Compendia, *see Guides and bibliographies: Statistical Abstract.*
Economic censuses.....108, 109
Foreign trade.....515
Housing.....102
Housing and population censuses, *see Guides and bibliographies: Population: Population and housing censuses.*
Population:
Population and housing censuses.....900
Questions, and historical.....900
Trends, *see Trends.*
Recent data products.....107
Statistical Abstract.....110

H

- Handicapped persons, *see Disability.*
- Health (*See also Disability.*):
Benefits, *see Government(al): Benefits, cash or noncash.*
Insurance.....911, 918, 1009
Medicare, medicaid *see Health: Insurance and Government(al): Benefits, cash or noncash.*
Services.....413
- Heating and cooking:
Equipment:
In homes.....303, 701, 707, 1011, 1211
Fuels in homes.....301, 303, 701, 707, 1011, 1211
- High school education
Attainment.....1011
Enrollment.....1011
- Higher education, *see College(s).*
- Hispanic origin/ancestry.....1011
Age, race, sex *see Population: Age, race, sex.*
Businesses owned by.....1012
Characteristics:
Family, household.....709
Disability.....920
Education:
Attainment, enrollment.....901
Farm operators.....1005
Foreign born.....906
Geographic mobility (migration).....908
- Health:
Insurance.....918
- Household(s), characteristics. (*See also Hispanic origin/ancestry: Population: And housing censuses.*).....707, 902
- Housing (*See also Hispanic origin/ancestry: Population: And housing censuses.*).....702, 703
American/annual survey.....706, 707, 1211
And population censuses, *see Hispanic origin/ancestry: Population: And housing censuses.*
Income.....913, 916, 1009, 1011
Benefits, cash or noncash, *see Government(al): Benefits, cash or noncash.*
Mobility, geographic, *see Hispanic origin/ancestry: Geographic mobility (migration).*
Population.....921
And housing censuses.....1011
Poverty level or status.....914, 917, 1011
Property owners and managers, rental1213
Puerto Rico, *see Puerto Rico.*
Voting, *see Voting.*
- Hispanic population, *see Hispanic origin/ancestry.*
- Historical and current U.S. statistics, *see Trends.*
- Home improvements, *see Housing: Home improvements.*
- Home ownership, *see Housing: Tenure.*
- Homes, *see Housing.*
- Household(s) (*See also Family(ies).*):
Appliances, *see specific subjects under Machinery/equipment.*
Characteristics.....707, 709, 902, 907, 1011, 1211
Economics, *see Income: Households, householders.*
Female householders, *see Single parent(s).*
Income, *see Income: Households, householders.*
Persons in, *see Household(s): Size.*
Relationship, *see Household(s): Characteristics.*
Single parent, *see Single parent(s).*
Size.....902
Wealth, *see Wealth and assets, household.*
- Housewares, *see specific subjects under Machinery/equipment.*
- Housing (*See also Construction. In addition, see Population: Censuses of population and housing. This term includes data for most of the topics listed below.*)
Accessibility by disabled, *see Disability: Accessibility to housing.*
Apartments.....1213
Completed, characteristics.....704, 705

Market absorption of.....704, 705
 Owners and managers of rental.....1213
 Authorized by building permits, public contracts, see Construction: Permits and public contracts.
 Bedrooms, number in unit see Bedrooms.
 Black residents, see Black American(s): Housing.
 Brief summaries.....700
 Censuses of population and see Population: Censuses of population and housing.
 Characteristics.....303, 1011, 1213
 Completions.....302
 Condominiums.....303, 704, 705, 706, 707, 1011
 Congregate (i.e., meals included)1011
 Cooperatives.....704, 705, 706, 707
 Costs, see Housing: Financial characteristics.
 Elderly, see Old age: Housing.
 Financial characteristics.....303, 704, 705, 707, 1011, 1211, 1213
 Fuels and energy, see Fuels/energy: Housing, construction, and energy use.
 Guides see Guides and bibliographies: Housing.
 Heating and cooking see Heating and cooking.
 Hispanic origin/ancestry residents, see Hispanic origin/ancestry: Housing.
 Home improvements.....305, 701, 702
 Income and, see Housing: Financial characteristics.
 Inventory.....706
 Kitchens, see Heating and cooking: Equipment: In homes.
 Maintenance, repair, see Housing: Repair, maintenance.
 Metropolitan area survey series.....707, 709
 Microdata.....1211, 1214
 Mobile homes, see Trailers, vans, mobile homes.
 Movers, recent, see Housing: Recent movers.
 National core and supplement.....1211
 Neighborhood conditions.....706, 707, 709, 1211
 New one-family:
 Price index.....303
 Sold, for sale.....301, 303

New York City, special studies.....1212
 Occupied and vacant units (both statistics are implied when the abstracts mention "occupancy" or "vacancy status").....305, 701, 707, 1011, 1211, 1213
 Ownership by occupants, see Housing: Financial characteristics and Housing: Tenure.
 Plumbing, see Plumbing fixtures: In homes.
 Price asked, see Housing: Financial characteristics.
 Property value, see Housing: Financial characteristics.
 Public and subsidized, see Government(al): Benefits, cash or noncash.
 Race and ethnicity, see *specific subjects. Housing reports generally include data on Hispanic and Black populations, sometimes with additional racial data.*
 Recent data products.....107
 Recent movers (sometimes implied in "year moved into residence") (See also Mobility, geographic.).....707, 1011, 1211
 Rent, see Housing: Financial characteristics.
 Renters, see Housing: Tenure.
 Repair, maintenance.....1213
 Rooms, number of, see Housing: Structural characteristics.
 Sales, see Housing: Financial characteristics.
 Single parents, see Single parent(s): Housing.
 Starts.....300
 Structural characteristics (e.g., number of units in the building and year built) (See also Population: Censuses of population and housing.).....303, 701, 1011, 1213
 Subsidized, see Government(al): Benefits, cash or noncash.
 Tenant screening, problems, turnover.....1213
 Tenure (i.e., owned or rented homes).....303, 305, 703, 707, 911, 1011, 1211
 Citizenship status.....703
 Units in structure, see Housing: Structural characteristics.
 Vacancies see Housing: Occupied and vacant units.
 Value, see Housing: Financial characteristics.
 Year built, see Housing: Structural characteristics.

I

Immigration.....103
 Year of.....1011
 Imports, see Foreign trade: Imports to U.S.
 Income (See also Government(al): Benefits, cash or noncash and Earnings, wages, and salaries.).....1001, 1011
 Black Americans, see Black American(s): Income.
 Families, persons, per capita.....913, 916, 1009
 Farm (e.g., from products sales).....1002, 1003, 1004, 1005, 1006
 Hispanic origin/ancestry, see Hispanic origin/ancestry: Income.
 Households, householders.....709, 911, 913, 916, 1009
 Housing and.....707, 1211
 Low, see Poverty level or status.
 Poverty, see Poverty level or status.
 Program (e.g., Medicare, Medicaid) participation and see Government(al): Benefits, cash or noncash.
 Wealth and, see Wealth and assets, household.
 Indian reservations, American, see American Indian and Alaska Native areas.
 Indians, American, see American Indian, Eskimo, and Aleut populations.
 Indicators, see Trends.
 Industry/industry groups (See also Construction, Manufactures/manufacturing, Mineral industries and Service industries.).....424
 Employees, characteristics, see Employment and payroll: Industry, persons and their characteristics by.
 Fuel, electric energy consumed, see Fuels/energy: Consumed in manufacture.
 Industry series.....424
 Insurance, see Insurance industries and *specific subjects under Health.*
 Insurance industries (e.g., agents, carriers):
 Census.....400, 1012
 Health, see Health: Insurance.
 International, see Foreign countries and Foreign trade.
 Inventories/stocks:
 Housing, see Housing: Inventory.

- Manufacturers', *see* Manufactures/
manufacturing: Inventories.
- Retail trade, *see* Retail trade:
Inventories.
- Wholesale trade, *see* Wholesale trade:
Sales, inventories.
- Irrigation.....1000, 1003
- J**
- Jobs, *see* Employment and payroll.
- Journey to work, *see* Commuting.
- K**
- Kitchens, *see* Heating and cooking:
Equipment: In homes.
- L**
- Labor, *see* Employment and payroll.
- Land:
In farms (*See also*
Agriculture.)....1001, 1005, 1006
- Language(s):
Mother tongue (i.e., language spoken
at home)....1011
- Livestock products.....1001, 1002, 1003,
1004, 1005, 1006
- Living arrangements.....903, 911, 1011
- M**
- Machinery/equipment:
Air-conditioning.....303, 707, 1211
Appliances, *see* Machinery/
equipment: Household appliances.
Automotive, *see* Automobile(s).
Cooking, *see* Heating and cooking:
Equipment: In homes.
Farm and garden.....1002, 1003,
1004, 1005
Heating, *see* Heating and cooking:
Equipment: In homes.
Household appliances.....701
Kitchen, *see* Heating and cooking:
Equipment: In homes.
Manufactures/manufacturing, *see*
specific products under Machinery/
equipment.
- Males, *see specific subjects. Many
reports include data by sex.*
- Manufactures/manufacturing.....418
Annual survey.....421, 422, 423
Assets and expenditures.....423
- Census of.....401, 1012
Comprehensive current profile.....418
County business patterns.....409,
1007, 1100
Current industrial reports.....418
Employment, *see* Employment and
payroll: Manufacturing.
Equipment, *see specific products
under* Machinery/equipment.
Establishments, *see* Establishment(s):
Manufacturing.
Exports from U.S., *see* Foreign trade:
Exports from U.S.
Financial report.....424
Foreign trade, *see* Foreign trade:
Exports from U.S. *and* Foreign trade:
Imports to U.S.
Government *see* Government(al):
Manufacturing.
Industrial reports, current, *see*
Manufactures/manufacturing:
Current industrial reports.
Inventories.....401, 419, 420, 421,
423
Machinery, *see specific products
under* Machinery/equipment.
Orders.....419, 420
Recent data products.....107
Shipments, *see* Manufactures/
manufacturing: Value of shipments.
Value of shipments (*See also specific
products and* Foreign trade.)....419,
420, 421, 422, 423
- Mariana, Northern Islands, *see* Outlying
areas: Northern Mariana Islands.
- Marital status.....903, 911
- Measurement, statistical, *see*
Methodology.
- Meat, products, *see* Food, products.
- Medical services, *see* Health: Services.
- Men, *see specific subjects. Many reports
include data by sex.*
- Merchandise line sales, *see* Retail trade:
Sales: Merchandise line.
- Methodology (*See also specific subjects.
Census Bureau reports on each subject
include notes on methods used.*):
Agriculture census.....200
Population and housing censuses:
In 2000.....101, 105
- Microdata sample, *see* CD-ROM:
Microdata *and* Computer tapes:
Microdata.
- Migration, *see* Mobility, geographic.
- Migration to the U.S., *see* Immigration.
- Mineral industries:
Census of.....402, 1012
County business patterns.....409,
1007, 1100
Financial report.....424
Recent data products.....107
- Minorities, *see specific groups* (e.g.,
Black American(s) *and* Hispanic origin/
ancestry.)
- Minority-owned businesses.....1012
- Mobile homes, *see* Trailers, vans, mobile
homes.
- Mobility, geographic:
Housing, *see* Housing: Recent movers.
Place of work, *see* Commuting *and*
Employment and payroll: Place of
work.
Population.....908, 1011
- Monthly Product Announcement
(MPA).....107
- Mortgages, interest, *see* Housing:
Financial characteristics.
- Mother tongue, *see* Language(s): Mother
tongue.
- Mothers, *see* Children; Family(ies); Single
parent(s); *and* Women.
- Motor vehicles, products, *see* Vehicles *and*
equipment.
- Motors, *see* Machinery/equipment.
- Movers, recent, *see* Housing: Recent
movers.
- N**
- Native American reservations, *see*
American Indian *and* Alaska Native
Areas
- Native Americans, *see* American Indian,
Eskimo, *and* Aleut populations.
- Nativity, *see* Birthplace.
- Negroes, *see* Black American(s).
- Neighborhood conditions, *see* Housing:
Neighborhood conditions.
- Newsletter: Census and You.....102
- Northern Mariana Islands, *see* Outlying
areas: Northern Mariana Islands.
- O**
- Occupations, *see* Employment *and*
payroll: Occupation, persons *and* their
characteristics by.
- Occupied housing, *see* Housing:
Occupied *and* vacant units.

- Oklahoma, historic areas, *see* American Indian and Alaska Native areas: Census data.
- Old age (*See also* Population: Age sex, race and specific subjects, e.g., Income. *Many reports include data by age range.*).....800
Housing.....100, 706
- Orders:
Durable goods, sales.....419, 420
Manufacturers'.....419, 420
- Ores, *see* Mineral industries.
- Oriental Americans, *see* Asian and Pacific Islander Americans.
- Outlying areas:
Agriculture.....1000, 1002, 1004
American Samoa (implied in "outlying areas")
Federal funds.....606, 607
Trade with.....500, 507
Federal funds.....606, 607
Guam (implied in "outlying areas"):
Agriculture.....1000, 1002
Federal funds.....606, 607
Mariana Islands, Northern, *see* Outlying areas: Northern Mariana Islands.
Northern Mariana Islands (implied in "outlying areas"):
Federal funds.....606, 607
Trade with.....507
Puerto Rico, *see* Puerto Rico.
U.S. possessions, trade with.....500, 501, 507, 1200, 1201
Virgin Islands (implied in "outlying areas"):
Agriculture.....1000, 1004
Federal funds.....606, 607
Trade with.....500, 501, 507, 1200, 1201
- Owners of homes, *see* Housing:
Tenure. (*See also* Housing: Financial characteristics for ownership costs.)
- P**
- Pacific Islanders and Asian Americans, *see* Asian and Pacific Islander Americans.
- Payroll (*See also* Employment and payroll):
County business patterns.....409, 1007, 1100
- Periodicals, *see* Books, periodicals, and other printed products.
- Permits, building, *see* Construction: Permits and public contracts.
- Personal caregivers, *see* Health: Services.
- Personal services.....413
- Place of birth, *see* Birthplace.
- Place of work, *see* Employment and payroll: Place of work.
- Planning 2000 census, *see* Population: Censuses of population and housing: Planning.
- Plumbing fixtures:
In homes.....305, 707, 1011, 1211
- Poor persons, *see* Poverty level or status.
- Population (*See also specific characteristics, e.g., Income.*).....912
Age, sex, race (*See also specific subjects, e.g., Education: Attainment. Many population abstracts note data by age range, sex, or race.*)... 921, 1011, 1102
Modified by Office of Management and Budget standards.....1102
Aleut, Eskimo, and American Indian, *see* American Indian, Eskimo, and Aleut populations.
Asian Americans and Pacific Islanders, *see* Asian and Pacific Islander Americans.
Black Americans, *see* Black American(s).
Censuses of population and housing.....1011
Complete count, i.e., 100-percent data.....1011
Data uses, *see* Uses of the data.
Guides, *see* Guides and bibliographies: Population: Population and housing censuses.
Methodology, *see* Methodology: Population and housing censuses: In 2000.
Planning.....105
Sample data.....1011
Characteristics, *see specific characteristics, e.g., Income.*
Components of change (e.g., births) (*See also most population estimates and projections products.*).....1011, 1102
Estimates.....921, 1102
Families, *see* Family(ies).
Farm (e.g., operators, workers), *see* Agriculture: Population and housing, farm.
Fertility, *see* Fertility.
- Foreign born, *see* Birthplace and Foreign-born population.
- Foreign countries, *see* Foreign countries: Population estimates, censuses, projections.
- Guides, guidance, and bibliographies, *see* Guides and bibliographies: Population.
- Hispanic, *see* Hispanic origin/ancestry.
- Households/housing units, *see* Household(s) and Housing.
- International, *see* Foreign countries: Population, estimates, censuses, projections.
- Methodology, *see references under* Methodology.
- Mobility, *see* Mobility, geographic: Population.
- Movements, *see* Mobility, geographic: Population.
- Old age, *see* Old age.
- Outlying areas, *see* Outlying areas.
Projections.....912, 1102
Countries and world, *see* Foreign countries: Population estimates, censuses, projections.
Puerto Rico, *see* Puerto Rico.
Race, sex, age, *see* Population: Age, sex, race.
Recent data products.....107
Residence 5 years ago, *see* Mobility, geographic: Population.
Rural, *see* Rural and urban residence.
Sex, race, age, *see* Population: Age, sex, race.
Spanish American(s), *see* Hispanic origin/ancestry.
Urban, *see* Rural and urban residence.
World, *see* Foreign countries: Population estimates, censuses, projections.
- Ports, *see* Foreign trade.
- Possessions, U.S. trade with.....500, 501, 507, 1200, 1201
- Postal ZIP Codes, *see* ZIP Codes.
- Poultry.....1001, 1002, 1003, 1004, 1005
- Poverty level or status (*See also* Government(al): Benefits, cash or noncash and Population: Censuses of population and housing: Sample data.).....911, 914, 917, 1009
Program participation, *see* Government(al): Benefits, cash or noncash.

Professions, *see* Employment and payroll:
Occupations, persons, and their characteristics by.

Projections, population, *see* Population:
Projections.

Property owners and managers, rental apartments, *see* Housing: Apartments: Owners and managers of rental.

Public-use microdata samples, *see* CD-ROM: Microdata *and* Computer tapes: Microdata.

Puerto Rico:
Agriculture.....1000, 1003
Business Patterns.....409, 1007, 1100
Federal funds.....606, 607
Trade with.....500, 1200, 1201

PUMS (public-use microdata samples), *see* CD-ROM: Microdata *and* Computer tapes: Microdata.

Pupils, *see* Education *and* Students.

Q

Quarters, Living, *see* Housing.

R

Race, *see* Population: Age, Sex, Race *and* specific subjects. *Many reports include data by race.*

Radio broadcasting, *see* Communications industries.

Real estate industries:
Census.....400, 1012

Receipts, *see* Service industries: Receipts of *and* Government(al): Finances.

Recent movers, *see* Housing: Recent movers.

Reference sources, *see* Guides and bibliographies.

Rent, *see* Housing: Financial characteristics.

Renters or owners, *see* Housing: Tenure.

Reservations, American Indian, *see* American Indian and Alaska Native areas.

Residence, *see* Mobility, geographic.

Residential and nonresidential construction.....304

Residential finance, *see* Housing: Financial characteristics.

Retail trade:
Annual.....411

Census.....403, 1012

County business patterns.....409, 1007, 1100

Employment, *see* Employment and payroll: Retail trade.

Inventories.....411, 412

Monthly.....411, 412, 417

Payroll, *see* Employment and payroll: Retail trade.

Recent data products.....107

Sales.....403
Merchandise line.....1012

Revenue, government, *see* Government(al): Finances.

Rooms, *see* Housing: Structural characteristics.

Rural and urban residence (*See also* Agriculture: Population and housing, farm.).....1011

S

Salaries, *see* Earnings, wages, and salaries.

Sales.....1012
Commodity (i.e., wholesale product) line, *see* Wholesale trade: Commodity: Line sales.
Merchandise (i.e., retail product) line, *see* Retail trade: Sales: Merchandise line.
New one-family houses.....303
Retail trade, *see* Retail trade: Sales.
Service industries, *see* Service industries: Receipts of.
Wholesale trade, *see* Wholesale trade: Sales, inventories.

Samoa, American, *see* Outlying areas: American Samoa.

School districts and systems, *see* Education: School districts and systems.

School enrollment, *see* Education: Enrollment, attendance at school, college.

School lunch programs.....1010

School years completed, *see* Education: Attainment.

Schools, *see* Education.

Securities industries, *see* Financial industries.

Senior citizens, *see* Old age.

Service industries (laundry, legal, etc.).....404
Census of.....405, 1012

County business patterns.....409, 1007, 1100

Employment, *see* Employment and payroll: Service industries.

Payroll, *see* Employment and payroll: Service industries.

Recent data products.....107

Receipts of.....404, 405, 413, 1012

Sewage disposal and water source for homes.....707, 1011, 1211

Sex, *see* Women *and* specific subjects. *Many reports include data by sex. (See also* Population: Age, sex, race.)

Shipments, *see* specific products. *Many reports include the data. (See also* Foreign trade: Transport by water and air *and* Manufactures/manufacturing: Value of shipments.)

Single parent(s) (generally implied in "household relationship").....709, 1011
Housing.....709

Single persons, *see* Marital status.

Social indicators, *see* Trends. (*See also* specific subjects, e.g., Housing: Neighborhood conditions.)

Social services, *see* Government(al): Benefits, cash or noncash; *and* Service industries.

Spanish American(s), *see* Hispanic origin/ancestry.

Spanish origin, language, and descent, *see* Hispanic origin/ancestry.

Special:
Government districts, *see* Government(al): Finances: Special districts.

Statistical Abstract.....110

Stoves, *see* Heating and cooking: Equipment.

Structure, housing, *see* Housing: Structural characteristics. (*See also* specific headings under Construction.)

Students (*See also* specific headings under Education.).....901

T

Tapes, computer, *see* Computer tapes.

Taxes, *see* Government(al): Finances.

Telephone(s):
In homes.....1011

Television broadcasting, *see* Communications industries.

Tenure, housing, *see* Housing: Tenure.

Trade, *see references under* Business.

Trailers, vans, mobile homes.....300, 303, 1011

Transportation (*See also* Transportation industries *and* Vehicles and equipment.).....414

Commuting, *see* Commuting.

County business patterns.....409, 1007, 1100

Foreign trade, *see* Foreign trade: Transport by water and air.

Recent data products.....107

To work, *see* Commuting.

Warehousing, public and.....414

Transportation industries (*See also* Transportation.):

Census....406, 1012

Establishments, *see* Establishment(s): Transportation industries.

Receipts.....406

To work, *see* Commuting.

Warehousing, public.....414

Trends (*See also specific subjects. Many abstracts note comparative data for earlier years.*).....110

Tribes, American Indian, *see* American Indian, Eskimo, and Aleut populations.

U

U.S. possessions, trade with.....500, 501, 507, 1200, 1201

Unemployed persons, *see* Employment and payroll: Employed and unemployed persons.

Universities, *see* College(s).

Urban, rural residence, *see* Rural and urban residence.

Uses of the data.....102

Utilities industries:

Census.....406, 1012

Fuels/energy, *see* Fuels/energy.

Receipts.....406

Utilities, shelter costs including, *see* Housing: Financial characteristics.

V

Vacancy status and duration, *see* Housing: Occupied and vacant units.

Value, *see specific subjects. Data on value are cited in many abstracts.*

Vegetables, fruits, *see* Food, products.

Vehicles and equipment:

Available for household use.....1011

Veterans.....1010, 1011

Virgin Islands, *see* Outlying areas: Virgin Islands.

Voting:

Registration and.....921, 1102

W

Wage and salary workers.....1010

Wages and salaries, *see* Earnings, wages, and salaries.

Warehousing, public, *see* Transportation industries: Warehousing, public.

Water:

Heating, *see* Heating and cooking: Fuels in homes.

Sources for homes, *see* Sewage disposal and water source for homes.

Waterborne commerce, *see* Foreign trade: Transport by water and air.

Wealth and assets, household.....1214

Welfare or public assistance, *see* Government(al): Benefits, cash or noncash.

Wholesale trade:

Census of.....407, 1012

Commodity:

Line sales.....1012

County business patterns.....409, 1007, 1100

Employment, *see* Employment and payroll: Wholesale trade.

Payroll, *see* Employment and payroll: Wholesale trade.

Recent data products.....107

Sales, inventories.....407, 414, 415, 416

Wives, *see* Marital status *and* Women.

Women (*See also* Population: Age, sex, race, *and specific subjects. Many tabulations include data by sex.*):

Businesses owned by.....1012

Child-care arrangements *see* Children: Care.

Education, *see* Education: Women.

Fertility, *see* Fertility.

Income (*See also specific subjects.*):
No husband present, *see* Single parent(s).

Population characteristics, *see* Population: Age, sex, and race.

Single parents, *see* Single parent(s).

Voting, *see* Voting.

World population, *see* Foreign countries: Population estimates, censuses, projections.

Work (*See also* Employment and payroll.):

Disability, *see* Disability.

Travel to, *see* Commuting.

Worker(s), *see under* Employment and payroll *and* Wage and salary workers.

Workplace, *see* Employment and payroll: Place of work.

World population, *see* Foreign countries: Population estimates, censuses, projections.

Y

Youth, *see* Children.

Z

ZIP Codes:

Data for:

Agriculture.....1000, 1006, 1012

County business patterns.....1008

Manufacturing census.....1012

Retail trade.....1012

Service industries.....1012

Census Bureau Order Form

Use this form to order CD-ROMs, tape-to-CD-ROM custom products, technical documentation, computer tapes and cartridges, diskettes, and publications sold by Customer Services.

**Charge your order.
It's easy!**



**To fax your orders: 888-249-7295
Phone orders and
special handling: 301-457-4100**

Please Type or Print. All prices include regular domestic postage and handling.
International customers, please add 33%.

Qty.	Product code	Title/series	Price each	Total price
Total for products listed				

COMPUTER TAPE INSTRUCTIONS	<p>All tape files are on 6250 bpi reels, have standard ANSI labeling, and are blocked at 32K bytes. They are also available on IBM model 3480-compatible tape cartridges. Please specify your choice of:</p> <p style="text-align: right;"> <input type="checkbox"/> <i>Tape Reel</i> <u>or</u> <input type="checkbox"/> <i>Tape Cartridge</i> <input type="checkbox"/> <i>EBCDIC</i> <u>or</u> <input type="checkbox"/> <i>ASCII</i> </p>
-----------------------------------	---

(Company name) (Please type or print)

(Personal name)

(Additional address/attention line)

(Street address)

(City, State, ZIP Code)

(Daytime phone including area code) (Date)

Please Choose Method of Payment:

Check payable to **Commerce-Census**

Census deposit account

VISA or MasterCard account

- - -
 _____ (Name on card) Expiration date

(Signature)

Mail to: U.S. Department of Commerce, Bureau of the Census,
P.O. Box 277943, Atlanta, GA 30384-7943.

**Charge your order.
It's easy!**



Fax orders to: 202-512-2250
Phone orders to: 202-512-1800
Mail to: Superintendent of Documents
P.O. Box 371954,
Pittsburgh, PA 15250-7954

Order Processing Code:

***6472**

Superintendent of Documents/GPO Order Form

Publications

Please Type or Print (Form is aligned for typewriter use.)

Qty.	Stock number	Title	Price each	Total price
Total for Publications				

Subscriptions

Qty.	List ID	Title	Price each	Total price
Total for subscriptions				
Total cost of order				

NOTE: Prices include regular domestic postage and handling and are subject to change.
International customers please add 33%.

Company or personal name (Please type or print)

Additional address/attention line

Street address

City, State, ZIP Code
()

Daytime phone including area code

Purchase order number (optional)

For privacy protection, check the box below:

Do not make my name available to other mailers

Check Method of Payment:

Check payable to the Superintendent of Documents

GPO deposit account [] [] [] [] [] [] [] [] - []

VISA MasterCard Discover/NOVU

[] []

[] [] [] [] (Expiration date)

Thank you for your order!

(Authorizing Signature)