



**Federal Aviation  
Administration**

# **Airport Improvement Program**

**Fiscal Year 2009**



## **Report to Congress**

**26<sup>th</sup> Annual Report of Accomplishments**

**Cover Photograph**

Yeager Airport

Charleston, West Virginia

Runway Extension/Safety Area



THE SECRETARY OF TRANSPORTATION  
WASHINGTON DC 20590

October 20, 2011

The Honorable John A. Boehner  
Speaker of the House of Representatives  
Washington, DC 20515

Dear Mr. Speaker:

I am pleased to send you the enclosed report to Congress, the 26th Annual Report of Accomplishments under the Airport Improvement Program for Fiscal Year (FY) 2009.

As required by section 47131 of title 49 of the United States Code, this report contains comprehensive information on the Airport Improvement Program and Airport Land Use Compliance Program. The narrative sections, figures, and tables highlight the accomplishments of both programs and provide additional information on the Passenger Facility Charge Program.

The purpose of the Airport Improvement Program is to assist in airport development to meet our current and future aviation needs while continuing to optimize safety, capacity, and efficiency. This report reflects investment in aviation infrastructure continued in FY 2009.

A similar letter has been sent to the President of the Senate. If I can provide further information or assistance, please feel free to call me.

Sincerely yours,

Ray LaHood

Enclosure



THE SECRETARY OF TRANSPORTATION  
WASHINGTON DC 20590

October 20, 2011

The Honorable Joseph R. Biden, Jr.  
President of the Senate  
Washington, DC 20510

Dear Mr. President:

I am pleased to send you the enclosed report to Congress, the 26th Annual Report of Accomplishments under the Airport Improvement Program for Fiscal Year (FY) 2009.

As required by section 47131 of title 49 of the United States Code, this report contains comprehensive information on the Airport Improvement Program and Airport Land Use Compliance Program. The narrative sections, figures, and tables highlight the accomplishments of both programs and provide additional information on the Passenger Facility Charge Program.

The purpose of the Airport Improvement Program is to assist in airport development to meet our current and future aviation needs while continuing to optimize safety, capacity, and efficiency. This report reflects investment in aviation infrastructure continued in FY 2009.

A similar letter has been sent to the Speaker of the House of Representatives. If I can provide further information or assistance, please feel free to call me.

Sincerely yours,

Ray LaHood

Enclosure

## Table of Contents

---

<b>Executive Summary .....</b>	<b>1</b>
<b>Major Fiscal Year 2009 Accomplishments.....</b>	<b>1</b>
<b>Airport Improvement Program (AIP).....</b>	<b>3</b>
<b>Chapter 1: Program Overview.....</b>	<b>8</b>
1.1 U.S. Airport System.....	8
1.2 Airport Categories.....	9
1.3 Collection of Passenger Boarding and Cargo Data.....	11
1.4 Program History and Statistics .....	12
1.5 AIP Administration .....	12
1.5.1 Grant Management Automation System Upgrades.....	13
1.5.2 Competition Plans.....	13
<b>Chapter 2: FY 2009 Summary of Financial Assistance.....</b>	<b>15</b>
<b>Chapter 3: Annual AIP Funding .....</b>	<b>20</b>
3.1 Calculation of Apportioned Funds .....	22
3.1.1 Primary Airports .....	22
3.1.2 AIP Apportionment Reductions Due to PFC Revenue .....	22
3.1.3 Cargo Service Airport Funding.....	23
3.1.4 State/Insular Areas.....	23
3.1.5 Alaska Supplemental Funds .....	24
3.2 Distribution of Discretionary Funds .....	24
3.3 Protected Entitlement Funds (Formerly “Carryover” Funds) .....	28
3.4 Federal Share of AIP Projects .....	29
<b>Chapter 4: Airports Capital Improvement Plan (ACIP) .....</b>	<b>30</b>
4.1 ACIP Development Process.....	30
4.2 Benefit-Cost Analysis .....	33
<b>Chapter 5: State Block Grant Program (SBGP).....</b>	<b>36</b>
<b>Chapter 6: Military Airport Program (MAP) .....</b>	<b>38</b>
<b>Chapter 7: Letter of Intent (LOI) Program .....</b>	<b>42</b>
<b>Chapter 8: Major Capacity, Safety, Security, and Noise (C/S/S/N)     Project Grants.....</b>	<b>44</b>
<b>Chapter 9: Environmental Responsibilities .....</b>	<b>52</b>

9.1 Streamlining the Environmental Review Process .....	54
9.2 Changes to the FAA Environmental Guidance and Policies.....	54
9.3 High-Priority Transportation Projects .....	54
<b>Chapter 10: Noise and Air Quality Programs .....</b>	<b>56</b>
10.1 Noise Compatibility .....	56
10.2 Voluntary Airport Low Emission (VALE) Program .....	58
<b>Chapter 11: Disadvantaged Business Enterprise and Civil Rights     Requirements .....</b>	<b>60</b>
<b>Chapter 12: Passenger Facility Charge (PFC) Program.....</b>	<b>62</b>
<b>Chapter 13: Pilot Programs and Special Funding.....</b>	<b>64</b>
13.1 Airport Privatization Pilot Program.....	64
13.2 Safety Management Systems (SMS) .....	64
13.3 Localizer Performance with Vertical (LPV) Guidance Surveys .....	65
13.4 Airport Cooperative Research Program (ACRP).....	65
<b>Chapter 14: Land Use Compliance.....</b>	<b>67</b>
<b>Chapter 15: Performance Measurement.....</b>	<b>69</b>
15.1 Increased Safety .....	69
15.2 Greater Capacity .....	71
15.3 International Leadership.....	72
15.4 Organizational Excellence.....	74
<b>Chapter 16: American Recovery and Reinvestment Act of 2009 (ARRA).....</b>	<b>76</b>
16.1 ARRA Highlights for Airports .....	77
16.2 Airport Benefits from Alternative Minimum Tax (AMT) Provision of ARRA .....	78
<b>Appendix A: Glossary and Acronym List.....</b>	<b>A-1</b>
Glossary .....	A-1
Acronym List .....	A-4
<b>Appendix B: Program History .....</b>	<b>B-1</b>
<b>Appendix C: Grant Funding Authorizations, Obligation Limitations, and     Obligations .....</b>	<b>C-1</b>
<b>Appendix D: Total AIP Grant Funds Awarded by Development and     Funding Types .....</b>	<b>D-1</b>
<b>Appendix E: Comparisons of AIP to PFC.....</b>	<b>E-1</b>
<b>Appendix F: Letter of Intent Payments for FY 2009.....</b>	<b>F-1</b>

**Appendix G: Letter of Intent Commitments by Fiscal Year ..... G-1**  
**Appendix H: Land Use Compliance Report for FY 2009 ..... H-1**  
**Appendix I: FY 2009 AIP Grants Awarded and Grant Amounts by Airport  
Type and State ..... I-1**  
**Appendix J: AIP Grants Awarded in FY 2009 by State .....J-1**

## List of Tables and Figures

---

### Tables

<b>Table 1: AIP Funding Distribution Summary for FY 2009.....</b>	<b>4</b>
<b>Table 2: Distribution of Activity by Airport Type (CY 2007).....</b>	<b>11</b>
<b>Table 3: AIP Funding Distribution Summary for FY 2009 .....</b>	<b>16</b>
<b>Table 4: AIP Funding Distribution Plan for FY 2009 .....</b>	<b>27</b>
<b>Table 5: State Block Grant Totals for FY 2009 .....</b>	<b>37</b>
<b>Table 6: MAP Locations and Funds Awarded in FY 2009.....</b>	<b>40</b>
<b>Table 7: ARRA Funding Distribution Summary for FY 2009.....</b>	<b>77</b>
<b>Table 8: ARRA Funding Distribution by Project Type for FY 2009 .....</b>	<b>78</b>
<b>Table 9: List of ARRA Grants Awarded FY 2009.....</b>	<b>78</b>

### Figures

<b>Figure 1: Yearly AIP Authorizations and Amounts Available for AIP.....</b>	<b>21</b>
<b>Figure 2: Airports Capital Improvement Plan (ACIP).....</b>	<b>32</b>



This page intentionally left blank

## Executive Summary

---

This 26th Annual Report of Accomplishments under the Airport Improvement Program for Fiscal Year (FY) 2009 is submitted to Congress in accordance with section 47131, Title 49, of United States Code (U.S.C). This report covers activities carried out under this subchapter as mandated by Congress for the fiscal year ending September 30, 2009. The Federal Aviation Administration (FAA), through its Office of the Associate Administrator for Airports, administers Federal funds for airport improvements through the Airport Improvement Program (AIP). For the purposes of this report, the Office of the Associate Administrator for Airports will be referred to as the FAA's Office of Airports. Specifically, this report provides an overview of how appropriated funds were allocated, a listing of airport development completed, and each project undertaken. Information on the State Block Grant Program (SBGP), Military Airport Program (MAP), Letter of Intent (LOI) Program, Passenger Facility Charge (PFC) Program, noise and air quality programs, environmental responsibilities, airport land use compliance, and other pilot or specially funded programs are also included in this report.

While this report is focused on the AIP, it is also important that the efforts associated with the passage of the American Recovery and Reinvestment Act of 2009 (ARRA) (Public Law (P.L.) 111-5) are addressed. On February 17, 2009, President Obama signed the ARRA, and this legislation provided the U.S. Department of Transportation (DOT), among other things, \$48.1 billion for infrastructure development. Of this amount, \$1.1 billion was provided to the FAA from the ARRA general fund for airport development grants. While the funding was not subject to normal AIP authorization authority, the funding was administered under the AIP discretionary funding process requirements. In addition, the Alternative Minimum Tax (AMT) relief provision in the ARRA has resulted in a reduction in financing costs to airports that were redirected toward development costs over the long term. For additional information on ARRA funded projects and activities, see Chapter 16: American Recovery and Reinvestment Act of 2009 (ARRA).

### Major Fiscal Year 2009 Accomplishments

The FAA's Office of Airports issued approximately \$3.509 billion (2,885 new grants and 450 amendments) to public-use airports throughout the country, which helped achieve several notable accomplishments for safety, security, capacity, preservation of existing capacity, and environmental mitigation. The following are some major accomplishments funded from the \$3.509 billion awarded in FY 2009:

- Issued approximately \$211.7 million in AIP funds for runway safety area (RSA) improvements and continued to support airports to physically complete construction improvements on 28 RSAs. The FAA exceeded the FY 2009 goal to complete improvements on at least 26 RSAs and has moved closer to achieving the long-term

goal to improve 100 percent of the RSAs<sup>1</sup> at Title 14, Code of Federal Regulations, Part 139 (14 CFR Part 139), certificated airports by 2015.

- Emphasized efforts to reduce runway incursions caused by Vehicle/Pedestrian Deviations (V/PDs) through implementation of approved Runway Safety Action Team (RSAT) recommendations. The FAA issued \$39.4 million in AIP funds to support RSAT recommendations and specifically in FY 2009 there were 187 V/PDs, which was below the FY 2009 goal of 194 or fewer runway incursions involving V/PDs, at airports with an FAA air traffic control tower (approximately 512 airports).
- Exceeded its goal to maintain at least 98 percent of all National Plan of Integrated Airport Systems (NPIAS) and commercial service airport runways in excellent, good, or fair condition.
- Remained on target to surpass the long term FY 2010 goal to bring 20 substandard Alaskan airports up to the FAA lighting standards to provide, at a minimum, safe 24-hour visual flight rules (VFR) access by essential medical emergency aircraft. In FY 2009, the FAA issued \$47.9 million in AIP funds to 3 rural Alaskan airports, bringing the total number of upgraded rural Alaskan airports to 20.
- Issued \$72.6 million in AIP funds to increase the annual service volume (ASV) of the 35 airports identified in the original Operational Evolution Partnership by at least 1 percent annually (measured as a 5-year moving average through FY 2012). These funds supported Chicago O'Hare International Airport as part of the O'Hare Modernization Program to commission a new runway. Additionally, we commissioned new runways at Seattle-Tacoma International and Washington Dulles International Airport, a runway extension at Philadelphia International Airport, a southeast taxiway at Dallas-Ft. Worth International Airport, and a centerfield taxiway at Boston Logan International Airport, resulting in a 1.02 percent increase in the ASV.
- Issued \$213 million in AIP funds to benefit an estimated 15,110 residents and students for noise compatibility projects, which has moved FAA closer toward meeting a goal of providing relief to 20,000 persons (per year on average over a 5-year period).
- Issued \$4 million in AIP funds for 10 Wide Area Augmentation System (WAAS) surveys in Alaska and 98 surveys within the continental United States under State system plans, master plans, and individual airport grants. In FY 2009, out of 108 runway ends surveyed, 89 were performed at general aviation airports, 13 at commercial service airports, and 6 at reliever airports. Since FY 2007, the FAA's Office of Airports has funded surveys of a total of 299 runway ends.
- Awarded eight AIP grants for Voluntary Airport Low Emission (VALE) projects totaling over \$31 million. Since FY 2005, the FAA has supported 14 VALE projects at 26 airports. The total investment in airport low-emission technology has been \$63 million, including required airport matching funds.
- Based on next steps identified in the "Capacity Needs in the National Airspace System (2008-2025): An Analysis of Airports and Metropolitan Area Demand and Operational Capacity in the Future (FACT 2)" report,<sup>2</sup> the FACT team worked with

---

<sup>1</sup> An RSA is a defined area comprising runway and the surrounding surfaces that is prepared or suitable for reducing the risk of damage to aircraft in the event of an undershoot, overshoot, or excursion from a runway (see Title 14 CFR Part 139.5, Definitions).

<sup>2</sup> See <http://www.faa.gov/airportsresources/publications/reports/#capacity>.

airports and local communities to develop toolboxes and completed one toolbox in FY 2009 bringing the total to 10 airports with completed toolboxes.<sup>3</sup>

### **Airport Improvement Program (AIP)**

The Airport and Airway Trust Fund (Trust Fund), which was established by the Airport and Airway Revenue Act of 1970, provides the revenues used to fund AIP projects and the administration of the AIP. The act, as amended, authorizes the use of funds from the Trust Fund to make grants under AIP on a fiscal year basis. The United States Congress authorizes obligation authority to distribute Trust Fund resources to U.S. airports through AIP.

Vision 100-Century of Aviation Reauthorization Act (Vision 100), P.L. 108-176, authorized funding for AIP for FY 2004 through FY 2008. Extensions to the Vision 100 authorization extended the law through FY 2009. Specifically, P.L. 110-329 and P.L. 111-8 provided \$3.5145 billion in contract authority for AIP. P.L. 110-330 provided a 6-month AIP authorization through March 31, 2009. This extension allowed AIP prorated entitlements to be apportioned at the full percentage rate. P.L. 111-12 extended AIP for another 6-month period to the end of the fiscal year. The FY 2009 obligation limitation of grant funds after nongrant considerations, such as program administration, provided \$3.385 billion in available funds for AIP obligations. The AIP funding provided \$129.8 million for the FAA's Office of Airports' administrative expenses, the Small Community Air Service Development Program, Airport Cooperative Research Program (ACRP), and the Airport Technology Research.

The FAA also recovers funds from prior-year projects in which the final costs were less than expected. The recovered funds were used to cover funding required for other grants with cost overruns. Consequently, in FY 2009, gross AIP obligations (for 2,885 new grants and 450 grant amendments) amounted to \$3.509 billion, of which \$49 million was for increases in existing grant agreements. The gross obligation amount also included \$262.7 million for the State Block Grant Program (SBGP).

In FY 2009, the FAA issued 2,885 new grants.<sup>4</sup> As detailed in Table 1, just over 8 percent of these grants, and 30.7 percent of the corresponding funding, financed projects at large U.S. airports. Approximately 89 percent of the grants, representing almost 66 percent of

---

<sup>3</sup>The toolbox is a list of airport solutions related to reducing delays, as well as, increasing capacity and includes 9 categories. The 9 categories include: Airport - metro/regional, Airport - policy/nontechnical, Airport - runway infrastructure, Airport-taxiway infrastructure, Airport - terminal infrastructure, Air Traffic Control (ATC) - en route, ATC - local tower, ATC - terminal airspace, and new technology. The airports solutions range from new runways or high speed taxiway exits to reduced longitudinal separation minimums on final approaches.

<sup>4</sup> While this figure includes the primary block grants issued to States, it should be noted that it does not include subgrants issued by States to individual airport recipients

the AIP funding, financed projects at small U.S. airports.<sup>5</sup> The FAA awarded the remaining 2.6 percent of AIP grants, and 3.7 percent of the funding, to State and local planning agencies to help plan development and improvements to the U.S. aviation system.

**Table 1: AIP Funding Distribution Summary for FY 2009<sup>6</sup>**

<b>Funding Category</b>	<b>Number of Grants Awarded</b>	<b>Percent of Total Grants</b>	<b>Obligated Amounts (millions)<sup>7</sup></b>	<b>Percent of Total Obligated Amounts</b>
<b>Large Airports</b>				
Primary Large Hub Airports	112	3.9%	425.3	12.3%
Primary Medium Hub Airports	124	4.3%	641.3	18.5%
<b>Large Airports Subtotal</b>	<b>236</b>	<b>8.2%</b>	<b>\$1,066.6</b>	<b>30.7%</b>
<b>Small Airports</b>				
Primary Small Hub Airports	208	7.2%	490.6	14.1%
Primary Nonhub Airports	473	16.4%	690.9	19.9%
Nonprimary Commercial Service Airports	113	3.9%	77	2.2%
Reliever Airports	199	6.9%	136.1	3.9%
Other General Aviation Airports	1,525	52.9%	600	17.3%
State Block Grant Program	43	1.5%	262.7	7.6%
State Sponsored: Various Locations	14	0.5%	18	0.5%
<b>Small Airports Subtotal</b>	<b>2,575</b>	<b>89.3%</b>	<b>\$2,275.3</b>	<b>65.5%</b>
<b>Airport System Planning</b>				
Planning Agencies and Other	31	1.1%	114.4	3.3%
State Sponsored: Other Locations	43	1.5%	15.1	0.4%
<b>System Planning Subtotal</b>	<b>74</b>	<b>2.6%</b>	<b>\$129.5</b>	<b>3.7%</b>
<b>Total</b>	<b>2,885</b>	<b>100.0%</b>	<b>\$3,471.3</b>	<b>100.0%</b>

Statutory provisions require that AIP funds be apportioned by formula each year to specific airport sponsors, types of airports, or States. These funds are more commonly referred to as “entitlement funds” which totaled \$2.2 billion in FY 2009. In cases where entitlement funds that are not used during the current fiscal year are redistributed to other airport sponsors as discretionary funds and become “protected entitlement” (formerly “carryover”) funding in the next fiscal year. The original airport sponsor’s access to these funds carries over into the next fiscal year and must be funded out of that fiscal year’s AIP budget. In FY 2009, almost \$622.6 million in AIP funds represented entitlement funds

<sup>5</sup>General aviation (nonreliever only) airports received 52.9 percent of all grants, representing 17.3 percent of funding. Nonprimary commercial service airports received 3.9 percent of all grants, representing 2.2 percent of funding.

<sup>6</sup>Subtotals and totals may not add up exactly due to rounding.

<sup>7</sup>Amounts include both entitlement and discretionary funds.

carried over from FY 2008—18 percent of the total FY 2009 funds. This is the largest amount of protected entitlements carried over since FY 2001.

The remaining AIP funds are referred to as “discretionary funds.” The authorizing statute directs the FAA to allocate certain discretionary funding to specific airport types and “set-aside” categories such as noise, reliever airports, Military Airport Program (MAP), and projects relating to capacity, safety, security, and noise (C/S/S/N). However, the FAA has some discretion in funding specific projects within these discretionary funding “set-aside” categories. The FAA approves discretionary funds for use on specific projects after consideration of project priority and other selection criteria. In FY 2009, the FAA awarded a total of \$1.27 billion of new AIP discretionary funds. The FAA also awarded discretionary projects another \$576.8 million in converted carryover funds (entitlement funds the sponsor does not intend to use in the current fiscal year or that have expired and been converted to discretionary funds per the authorizing statute).

Specifically, the statute requires that at least 4 percent of discretionary funding is awarded to sponsors of current or former military airports designated under MAP. Under Title 49 U.S.C., section 47118, the Secretary of Transportation is authorized to designate and fund, as part of the MAP, capital development projects located at a maximum of 15 eligible airports. These funds are intended to aid in the conversion of military facilities to civilian use or to upgrade civilian joint-use facilities. During FY 2009, the FAA awarded MAP airport sponsors \$49.9 million in AIP funds (including discretionary and entitlement funds).

Under specific circumstances, statute also permits the FAA to issue a letter of intent (LOI) indicating a multiyear commitment to support a major capacity project. The LOI indicates Federal intent to fund the project in subsequent years (subject to the future availability of AIP funds). In FY 2009, LOI payments totaled \$226.9 million in discretionary funds and \$74.8 million in airport sponsor entitlements. Two new LOIs were approved for Sacramento International Airport and John F. Kennedy International Airport. Three LOIs were closed out during the fiscal year at Atlanta Hartsfield-Jackson International Airport, Atlanta, GA; Orlando International Airport, Orlando, FL; and Harrisburg International Airport, Middletown, PA. At the end of FY 2009, there were 27 open<sup>8</sup> LOIs with payment schedules totaling \$965.4 and extending from FY 2010 through FY 2020.

Performance measurements have continued to take on a major role in FAA activities, including the AIP, in accordance with the Government Performance Results Act (GPRA) of 1993. The GPRA requires Federal agencies to set targets for achievements expressed in measurable terms. Throughout FY 2009, the FAA continued to pursue performance goals intended to enhance the administration of the AIP and to ensure the best use of Federal funds. For example, the FAA continued to close older and inactive grants so AIP funds are not idle and projects are completed in a timely manner. Such initiatives ensure AIP funds are directed to projects that achieve the Agency’s safety, security, and capacity goals and are cost beneficial. For additional information on the outcomes based on AIP funding

---

<sup>8</sup> Two airport locations had more than one LOI open in FY 2009.

and performance goals, see Chapter 4, section 2, Benefit-Cost Analysis, and Chapter 15, Performance Measurement, which discusses the FAA's Office of Airports' Business Plan.

The FAA's Office of Airports continued to use AIP funds to increase safety and access to rural airports in Alaska. To achieve these goals in FY 2009, the FAA issued \$47.9 million in AIP funds to 3 locations. These funds kept the FAA on target to meet the long term FY 2010 goal of bringing 20 substandard Alaskan airports up to the FAA lighting standards, which is to provide at a minimum safe 24-hour VFR access by essential medical emergency aircraft. By FY 2009, FAA had funded 20 airports and was on track to achieve this target.

In administering the AIP, the FAA must ensure opportunities for participation by disadvantaged business enterprises (DBEs) in AIP-funded projects and airport concessions. During FY 2009, DBEs received 12.4 percent of contract dollars awarded under the AIP. Airport concession disadvantaged business enterprises (ACDBEs) in nonrental car concessions produced 21.7 percent of the total gross receipts generated by all nonrental car concessions. ACDBEs in rental car concessions generated a total of 2.4 percent of the total gross receipts generated by all rental car concessions at primary airport locations.

Throughout FY 2009 and in accordance with Title 49 U.S.C., section 47131, the FAA monitored airport sponsors' compliance with Federal grant assurances and other Federal land use requirements with respect to airport land. Through the Airport Land Use Compliance Program, the FAA worked with airport sponsors to resolve violations of land use requirements. At the end of FY 2009, there were 38 airport sponsors undertaking corrective action and 4 airport sponsors found in noncompliance. The FAA also worked with another 14 airport sponsors during the fiscal year and brought them into compliance with their grant assurances.

Finally, the FAA regulates and approves the collection of PFCs from passengers at commercial airports controlled by public agencies<sup>9</sup> to fund FAA-approved projects that enhance safety, security, or capacity; reduce noise; or increase air carrier competition. Collections of PFCs complement AIP funding as there is broader eligibility under the PFC Program for certain noise and terminal projects than under AIP. In Calendar Year (CY) 2009, public agencies collected PFCs totaling \$2.58 billion.

In FY 2009, the FAA approved or partially approved 95 applications for PFC collections, totaling \$1.7 billion for 89 locations, of which 4 were the following new locations:

- Bullhead City, AZ (Laughlin/Bullhead International Airport);
- Phoenix, AZ (Phoenix – Mesa Gateway Airport);
- Manistee, MI (Manistee County – Blacker Airport);
- Wichita Falls, TX (Sheppard Air Force Base/Wichita Falls Municipal Airport).

---

<sup>9</sup> PFCs also may be charged by airports privatized under the Airport Privatization Pilot Program under Title 49 U.S.C., section 47134 (g).

As of September 30, 2009, there were 378 airports collecting PFCs. Since the program's inception in 1991, the FAA has authorized PFC collections totaling approximately \$70.3 billion.



## Chapter 1: Program Overview

---

Section 47104, Title 49, U.S.C., authorizes the Secretary of Transportation to make grants for airport planning and development to maintain a safe and efficient national system of public-use airports. The United States Congress periodically authorizes Federal funds to be made available to U.S. airports for this purpose through the AIP. On an annual basis, Congress appropriates the funding level to be distributed to U.S. airports.

In administering the AIP, the FAA gives the highest priority to eligible projects that increase capacity and enhance the safety, security, and efficiency of the U.S. airport and airway system. Generally, the AIP authorizing statute specifies requirements for administering the program; however, the FAA also adopted additional procedures and policies to ensure an efficient and uniform approach to implementing the AIP.

Vision 100 authorized funding for AIP for FY 2004 through FY 2008. Extensions to the Vision 100 authorization extended the law through FY 2009. Specifically, P.L. 110-329 and P.L. 111-8 provided \$3.514 billion in contract authority for AIP. P.L. 110-330 provided a 6-month AIP authorization through March 31, 2009. This extension allows AIP prorated entitlements to be apportioned at the full percentage rate. P.L. 111-12 extended AIP for another 6-month period to the end of the fiscal year. The FY 2009 obligation limitation of grant funds after nongrant considerations, such as program administration, provided \$3.385 billion in available funds for AIP obligations.

### 1.1 U.S. Airport System

Aviation activity in the United States accounts for approximately 40 percent of all commercial aviation and 50 percent of all general aviation activity in the world. An extensive system of almost 20,000 airports throughout the United States has been developed to support this activity. However, the AIP supports only a subset of those airports the FAA considers to be important to the national aviation system, as discussed below.

Section 47103, Title 49, U.S.C., requires the Secretary of Transportation to maintain a plan for the development of public-use airports in the United States and to report this plan to Congress every 2 years. The NPIAS lists development considered necessary to provide a safe, secure, efficient, and integrated airport system that meets the needs of civil aviation.<sup>10</sup>

The FAA, in concert with State aviation agencies and local planning organizations, identifies airports for inclusion in the NPIAS that are significant to national air transportation. The NPIAS identifies, for Congress and the public, the airports included in the national system, the role they serve, and the airport development and associated

---

<sup>10</sup> The NPIAS, 2009-2013, is available online at: [http://www.FAA.gov/airports/planning\\_capacity/npias/](http://www.FAA.gov/airports/planning_capacity/npias/).

AIP eligible costs required over the following 5 years. Airport development included in the NPIAS is eligible for funding under the AIP and does not have a dedicated funding source identified. An airport must be included in the NPIAS to be eligible to receive a grant under the AIP. Over a 5-year period, on average, the cost of planned development outweighs the anticipated funding available from the AIP, which typically funds approximately 20 to 25 percent of the estimated needs included in the NPIAS.

The FAA's capital planning process (described in Chapter 4: Airports Capital Improvement Plan) starts with projects identified in the NPIAS. For FY 2009, the FAA has designated 3,332 U.S. airports as important to national transportation and, therefore, eligible to receive grants under the AIP.

## 1.2 Airport Categories

The NPIAS includes all commercial service, reliever (general aviation airports in metropolitan areas that "relieve" demand for nearby primary airports), and select general aviation airports. The word "airport," as used in the five categories of airports defined below, includes landing areas developed for conventional fixed-wing aircraft, helicopters, and seaplanes. The commercial service airport categories are determined by the number of passenger boardings per year. For FY 2009, AIP apportionments were calculated using CY 2007 passenger and all-cargo data. Except where otherwise stated, the word "airport" in this report refers only to airports included in the NPIAS.

### Commercial Service Airports

Commercial service airports are defined as public airports receiving scheduled passenger service and having 2,500 or more enplaned passengers (also referred to as boardings) per year. There were 527 commercial service airports in CY 2007. Of these, 388 had at least 10,000 annual passenger enplanements and were classified as primary airports. In FY 2009, 388 primary airports received an annual apportionment of at least \$1 million each in AIP funds with the exact amount determined by the number of annual enplaned passengers.<sup>11</sup>

Primary airports are grouped into the following four categories:

- **Large Hub**

Large hub airports are defined as airports that each account for at least 1 percent of total U.S. passenger enplanements (the term "hub" is used by the FAA to categorize busy commercial service airports). At these airports, some passenger enplanements originate in the local community, and some consist of connecting passengers transferring from one flight to another. Several large hub airports have little passenger transfer activity, while transfers account for more than half of the traffic at others. In CY 2007, the 30 large hub airports accounted for approximately 69 percent of all passenger

---

<sup>11</sup> If Congress appropriates AIP funding levels below \$3.2 billion, the primary airport annual minimum apportionment is reduced to \$650,000.

enplanements (526,313,694 enplanements). Large hub airports tend to concentrate on airline passenger and freight operations and have small amounts of general aviation activity (see Table 2: Distribution of Activity by Airport Type).

- **Medium Hub**

Medium hub airports are defined as airports that individually account for 0.25 percent but less than 1 percent of the total U.S. passenger enplanements. In CY 2007, there were 37 medium hub airports. Together, they accounted for 20 percent of all enplanements (150,809,801 enplanements). Medium hub airports typically have sufficient capacity to accommodate air carrier and a substantial amount of general aviation activity.

- **Small Hub**

Small hub airports are defined as airports that account for 0.05 percent but less than 0.25 percent of the total U.S. passenger enplanements. In CY 2007, there were 73 small hub airports that accounted for 8 percent of all enplanements (62,218,458 enplanements). These airports are generally uncongested, do not have significant air traffic delays, and are able to accommodate a great deal of general aviation activity.

- **Nonhub Primary**

Nonhub primary airports are defined as airports that account for less than 0.05 percent of all U.S. commercial passenger enplanements but have at least 10,000 annual enplanements. In CY 2007, 248 nonhub primary airports accounted for 3 percent of all enplanements (22,393,163 enplanements). While these airports have small amounts of commercial activity, general aviation aircraft accounts for the majority of activity.

#### Nonprimary Commercial Service

Commercial service airports that have from 2,500 to 9,999 annual passenger enplanements are categorized as nonprimary commercial service airports. In CY 2007, there were 139 of these airports, and they accounted for 0.1 percent of all enplanements (669,609 enplanements). In most locations, general aviation accounts for the majority of activity at these airports.

#### Reliever Airports

Due to different operating requirements between small general aviation aircraft and large commercial aircraft, general aviation pilots often find it difficult to use congested large and medium hub airports.<sup>12</sup> In recognition of this, the FAA has encouraged the development of high-capacity general aviation airports in major metropolitan areas. These specialized airports, called relievers, provide pilots with attractive alternatives to using congested hub airports. They also provide general aviation access to the surrounding area. Reliever airports must have at least 100 based aircraft or 25,000 annual itinerant

---

<sup>12</sup> Large commercial aircraft typically operate at much greater speeds than small general aviation aircraft. Such operational differences complicate aircraft operations when both types of aircraft use the same runways during periods of high commercial aircraft activity.

operations. In CY 2007, there were 269 reliever airports. All airports that are designated as relievers by the FAA are included in the NPIAS.

#### General Aviation Airports

Airports that do not receive scheduled commercial service or do not meet the criteria for classification as commercial service airport location may be included in the NPIAS as sites for general aviation airports if they account for enough activity (usually at least 10 locally based aircraft) and are at least 20 miles from the nearest NPIAS airport.

In CY 2007, there were 2,560 general aviation airports. These airports tend to be distributed on a one-per-county basis in rural areas and are often located near the county seat. With an average of 35 based aircraft, they are home to approximately 41 percent of the U.S. general aviation fleet.

**Table 2: Distribution of Activity by Airport Type (CY 2007)**

<b>Number of Airports</b>	<b>Airport Type</b>	<b>Percentage of All Passenger Enplanements</b>
30	Large Hub Primary	68.9
37	Medium Hub Primary	19.7
73	Small Hub Primary	8.1
248	Nonhub Primary	2.9
139	Nonprimary Commercial Service	0.1
269	Relievers	0.0
2,560	General Aviation	0.0
<b>3,332</b>	<b>Existing NPIAS Airports</b>	<b>99.6</b>
16,402	Low-Activity Landing Areas <sup>13</sup> (Non-NPIAS)	0.4

### 1.3 Collection of Passenger Boarding and Cargo Data

Each year, the FAA’s Office of Airports publishes a report titled, “Enplanement and All Cargo Activity.”<sup>14</sup> This report contains annual passenger boardings and revenue cargo data by all-cargo aircraft. The data in the report are obtained from the Air Carrier Activity Information System (ACAIS) and are subsequently used to determine formula

<sup>13</sup> Low activity landing areas typically represent small privately owned general aviation airports that are not considered by the FAA to have a measurable impact on the overall national aviation system.

<sup>14</sup> FAA passenger boardings and all-cargo statistics are available online at: <http://www.faa.gov/airports/>.

distributions of annual AIP funds. As noted above in section 1.2, FY 2009 AIP apportionments were calculated using CY 2007 passenger and all-cargo data.

Passenger boarding data are derived from information provided to the DOT by air carriers, including U.S. scheduled and nonscheduled large certificated air carriers, U.S. commuter and small certificated air carriers, and foreign flag air carriers. In addition, the FAA conducts an annual survey of air taxi/commercial operators who voluntarily report their nonscheduled activity. For purposes of calculating AIP apportionments to airport sponsors, passenger boardings also include those passengers on board international flights that stop at airports located in the 50 States for nontraffic purposes (typically refueling stops).

Data from all-cargo carriers were compiled for airports with a minimum of 100 million pounds of cargo aircraft landed weight annually. Cargo carriers report the landed cargo aircraft weight of all-cargo aircraft to the airport operator, who then submits it to the FAA.

## 1.4 Program History and Statistics

Cumulative performance data of the AIP for FY 1982 through FY 2009 are provided in the report's appendices. Appendix B provides a detailed history of the AIP and the legislative changes that have affected the program since its inception in 1982. In addition, Appendix C provides yearly totals for AIP grant funding authorizations, obligation limitations, and obligations since 1982. Detailed footnotes are provided to indicate changes in legislation or special conditions that affected authorized amounts. Appendix D shows, in table and chart form, the overall AIP totals to date for apportioned and discretionary funds and their sum by development/planning type and funding type.

## 1.5 AIP Administration

Within the FAA, the Office of Airports administers the AIP. The FAA's Office of Airports comprises staff in headquarters, 9 regional divisions, and 21 district offices. In these offices, the managers and their staffs have diverse professional backgrounds, including many with expertise in planning, environmental, engineering, financial, accounting, and administrative functions. Headquarters staff develops policy, provides guidance for the effective utilization of AIP funds, and provides technical, planning, environmental, and administrative guidance to other FAA Airports' offices.

Formulas and program set-asides contained in legislation shape and guide the administration of the AIP. The FAA headquarters staff, with significant input from field and regional offices, airport sponsors and State aviation organizations, makes decisions on the distribution of discretionary funds. Projects identified for receipt of funds are carefully scrutinized to ensure they are justified based on safety, security requirements, aeronautical demand, and environmental mitigation. They must also meet selection criteria established by Congress in enabling legislation. Headquarters staff further refines these mandates and disseminates them to the regions through program guidance and design criteria.

Headquarters then monitors adherence to these directives to ensure conformity and consistency nationwide.

In particular, Congress establishes set-aside funding through legislation to minimize environmental impacts on nearby communities, enhance system capacity, and meet forecasted aviation demand. Additionally, Congress establishes set-aside funding to develop reliever airports, protect and enhance natural resources, reduce aircraft operation delays, convert former military air bases to civilian use, and implement a variety of other provisions to ensure a safe and efficient airport system.

In the administration of the AIP, the FAA implements these policies by giving the highest priority to projects that enhance the safety, security, capacity, and efficiency of the U.S. airport system. By assigning high priority to projects that maintain current airport infrastructure and increase the capacity of facilities to accommodate growing passenger and cargo traffic, the agency advances other major policy objectives.

To achieve these goals, the FAA uses a national priority system that includes current year appropriation levels and calculated numerical priority ratings and results in the creation of a list of airport projects rated by priority. The FAA then uses this project ranking along with other selection criteria in the development of its national Airport Capital Improvement Plan (ACIP). The ACIP provides a selection process for distribution of AIP funds to the projects that have the greatest potential for improving the national system of airports (see Chapter 4: Airport Capital Improvement Plan). The ACIP process also allows for additional considerations of current national initiatives and local priorities.

#### [1.5.1 Grant Management Automation System Upgrades](#)

The System of Airports Reporting (SOAR) is the grant management system that aids the FAA in administering the airport development grant and PFC programs. SOAR provides the FAA staff a consistent platform with which to maintain common data elements that were once maintained in three separate databases—the ACAIS, NPIAS–ACIP, and AIP. SOAR assists the FAA in identifying needed airport infrastructure development for the ACIP, as well as serving as an AIP grants management and tracking tool. In FY 2009, modifications were implemented in SOAR to comply with the ARRA, which was signed into law on February 17, 2009. No major modifications were implemented for AIP grant processing.

#### [1.5.2 Competition Plans](#)

The Wendell H. Ford Aviation Investment and Reform Act for the 21st Century (AIR-21), enacted in April 2000, revised the AIP authorizing statute to include a new requirement for certain airport sponsors to file a competition plan with the FAA. The purpose of the competition plan is for the airport sponsor to demonstrate how it will foster a competitive environment that will provide for new-entrant air carrier access and expansion by incumbent air carriers.

Sections 40117(k) and 47106(f) of Title 49 U.S.C. direct each medium and large hub airport at which one or two air carriers control more than 50 percent of the passenger boardings to develop and file a competition plan. Section 40117(k) also directs the DOT to “review [the plan’s] implementation from time-to-time to ensure that each covered airport successfully implements its plan.”

In FY 2009, the FAA approved two competition plans for Minneapolis–St. Paul International/Wold-Chamberlain Airport and Philadelphia International Airport.

Vision 100, P.L. 108-176, added a grant assurance requiring each medium and large hub airport to file a competitive access report (on February 1 and August 1 of each year) if the airport was unable to accommodate an airline’s request for access during the previous 6-month period to begin or expand service at the airport. No competitive access reports were filed with the FAA during FY 2009.

## Chapter 2: FY 2009 Summary of Financial Assistance

---

The Airport and Airway Trust Fund (AATF) was created by the Airport and Airway Revenue Act of 1970, and provides funding for the federal commitment to the nation's aviation system through several aviation-related excise taxes, such as passenger ticket taxes and aviation fuel taxes. Specifically, the Airport and Airway Revenue Act of 1970, as amended, authorizes the use of monies from the Trust Fund to make grants under the AIP on a fiscal year basis. Funds authorized but remaining after a fiscal year due to appropriations limitations carry forward to future fiscal years unless Congress takes specific action to limit such amounts. During the annual appropriations process, Congress may also limit the funding that may be obligated for grants to an amount that differs from the annual authorization.<sup>15</sup>

This chapter summarizes the FY 2009 AIP financial commitments and discusses significant accomplishments relating to the administration of the AIP. For more information on each AIP grant the FAA awarded in FY 2009, please refer to Appendix I: FY 2009 AIP Grants Awarded and Grant Amounts by Airport Type and State and Appendix J: AIP Grants Awarded in FY 2009 by State. Appendix I lists obligation amounts for grants and amendments, excluding recoveries, and only FY 2009 grants with obligations are shown. Appendix J provides information on all AIP grants awarded in FY 2009, including the airport sponsor or entity to which the grant was awarded, the grant amount, and a brief description of the project funded.

In FY 2009, Congress provided \$3.385 billion in available funds for new grants.<sup>16</sup> The FAA also recovered funds from prior year grants in which the final costs were less than expected (totaling \$145 million in FY 2009). These recovered funds were reobligated to new projects and to increase the Federal amount to accommodate cost overruns in prior year grants. Consequently, in FY 2009, gross AIP obligations (for 2,885 new grants and 450 grant amendments) amounted to \$3.509 billion, of which \$49 million was for increases in prior year grant agreements, known as “upward adjustments” or “amendments.”<sup>17</sup>

---

<sup>15</sup> For more information on the AIP funding and grant process, see FAA Order 5100.38C, Airport Improvement Program Handbook. This order is available online at: <http://www.faa.gov/airports/>.

<sup>16</sup> This amount is the total AIP amount authorized by legislation less administrative expenses, ACRP funds, Airport Technology Research expenses (see Table 4 for a breakdown of these expenses, and Chapters 13 and 15 for further details), and a contribution to the Small Community Air Service Development Program (a program managed by the DOT to expand air service into small communities, per section 41743 of Title 49 U.S.C.).

<sup>17</sup> See Appendix A: Glossary and Acronym List for more definitions of terms specific to the AIP.



In brief, just over 8 percent of these grants, and 30.7 percent of the corresponding funding, financed projects at large U.S. airports. Approximately 89 percent of the grants, representing almost 66 percent of the funding, financed projects at small U.S. airports.<sup>18</sup> The FAA awarded the remaining 2.6 percent of AIP grants, and 3.7 percent of the funding, to State and local planning agencies to help plan development and improvements to the U.S. aviation system.

**Table 3: AIP Funding Distribution Summary for FY 2009<sup>19</sup>**

<b>Funding Category</b>	<b>Number of Grants Awarded</b>	<b>Percent of Total Grants</b>	<b>Obligated Amounts (Millions)<sup>20</sup></b>	<b>Percent of Total Obligated Amounts</b>
<b>Large Airports</b>				
Primary Large Hub Airports	112	3.9%	425.3	12.3%
Primary Medium Hub Airports	124	4.3%	641.3	18.5%
<b>Large Airports Subtotal:</b>	<b>236</b>	<b>8.2%</b>	<b>\$1,066.6</b>	<b>30.7%</b>
<b>Small Airports</b>				
Primary Small Hub Airports	208	7.2%	490.6	14.1%
Primary Nonhub Airports	473	16.4%	690.9	19.9%
Nonprimary Commercial Service Airports	113	3.9%	77	2.2%
Reliever Airports	199	6.9%	136.1	3.9%
Other Nonprimary Airports	1,525	52.9%	600	17.3%
State Block Grant Program	43	1.5%	262.7	7.6%
State Sponsored: Various Locations	14	0.5%	18	0.5%
<b>Small Airports Subtotal:</b>	<b>2,575</b>	<b>89.3%</b>	<b>\$2,275.3</b>	<b>65.5%</b>
<b>Airport System Planning</b>				
Planning Agencies and Other	31	1.1%	114.4	3.3%
State Sponsored: Other Locations	43	1.5%	15.1	0.4%
<b>System Planning Subtotal:</b>	<b>74</b>	<b>2.6%</b>	<b>\$129.5</b>	<b>3.7%</b>
<b>Total:</b>	<b>2,885</b>	<b>100.0%</b>	<b>\$3,471.3</b>	<b>100.0%</b>

As in previous fiscal years, the largest portion of AIP grants issued by the FAA funded reconstruction, rehabilitation, and standards projects. In FY 2009, the FAA directed 65 percent of AIP funds, totaling \$2.27 billion, to such projects. These projects included the construction and repair of runways, taxiways, and other airfield facilities and the purchase of certain equipment to ensure compliance with the FAA standards and regulations.

<sup>18</sup> General aviation (nonreliever only) airports received 52.9 percent of all grants, representing 17.3 percent of funding. Nonprimary commercial service airports received 3.9 percent of all grants, representing 2.2 percent of funding.

<sup>19</sup> Subtotals and totals may not add up exactly due to rounding.

<sup>20</sup> Amounts include both entitlement and discretionary funds.

Funding these projects has enabled the FAA to meet pavement condition goals and ASV improvement goals. For example, the FAA has an established goal to assure that 98 percent of all runways at airports in the NPIAS are maintained in good or fair condition. In FY 2009, funding for these projects resulted in 97 percent of runways at NPIAS airports and 98.1 percent of runways at commercial service airports receiving good or fair runway pavement conditions. In addition, funding enabled the FAA to increase the ASV of the 35 airports identified in the original Operational Evolution Partnership by at least 1 percent annually (measured as a 5-year moving average through FY 2012). Such projects were also critical to the FAA achieving many of its performance goals related to safety, noise, and greater capacity (See Chapter 15: Performance Measurement, for a detailed explanation of the FAA performance goals tied to AIP). Specifically, the FAA has an important long-term goal to improve 100 percent of RSAs at Title 14 CFR Part 139 certificated airports to meet, to the extent practicable, standards by FY 2015. In FY 2009, the FAA continued to make progress on improving RSAs and granted \$211.7 million in AIP funds for RSA improvements. The majority of the FY 2009 funds are directed to improvements that will be completed in future years. However, grant funds issued in prior fiscal years allowed airport sponsors to physically complete construction improvements on 28 RSAs in FY 2009, thereby exceeding the FY 2009 goal to complete improvements on at least 26 RSAs.

In addition, the FAA awarded \$260 million to 14 CFR Part 139 certificated airports to complete important safety projects such as, aircraft rescue and fire fighting (ARFF) facilities and equipment, removal of obstructions, and installation of runway markings, signs, and lighting. While the FAA has funded a variety of safety projects, it has also initiated numerous pilot studies to evaluate the development of Safety Management Systems (SMS) at a variety of certificated airports. More than 25 certificated airports of varying size and operations have participated in the studies. The FAA has awarded around \$3.7 million in AIP funding since FY 2007 towards these pilot studies to develop SMS manuals and implementation plans.

The FAA also assists nonhub airports that are burdened with terminal facilities that are becoming inadequate and depleted. In FY 2009, the FAA awarded \$115.4 million to nonhub airports for the rehabilitation and improvement of terminal buildings. In addition to funding construction, rehabilitation, and other development projects, the FAA issued 60 grants, totaling \$215 million, specifically for noise compatibility projects in FY 2009 estimated to benefit 15,110 residents and students. These projects included the purchase of noise impacted land adjacent to airports, soundproofing of residences and schools, and other efforts to reduce adverse impacts of noise. They contributed to our goal of providing relief to 20,000 persons (per year on average over a 5-year period). Along with noise compatibility projects, the FAA has actively worked to reduce ozone, particulates, carbon monoxide, and other major pollutants that are generated by airport stationary and mobile sources through the VALE Program. Currently, 29 VALE projects are removing about 180 annual tons of smog-forming nitrogen oxides from the air, the equivalent of eliminating 9,400 cars and trucks from the road each year. The VALE Program has grown steadily in response to airport interest. Between FY 2005 and FY 2009, airport sponsors have invested \$63 million in new low-emission technology as part of the VALE Program.

Of this total, \$47 million was provided in Federal grants, of which \$31.4 million in grant activity occurred in FY 2009.

The FAA has also supported the development of WAAS to increase safety and capacity. The FAA has a goal to publish 500 WAAS approach procedures per year to provide service to all qualifying instrument runways within the U.S. national airspace system. WAAS offers an opportunity for airports to gain ILS-like approach capability without the purchase or installation of any ground-based navigation equipment at the airport. In FY 2009, \$4 million of AIP funds were allocated for 10 runway ends' surveys in Alaska and 90 runway ends within the continental United States under State system plans, master plans, and individual airport grants. Out of the 108 surveys, 89 were performed at general aviation airports, 13 at commercial service airports, and 6 at reliever airports.

In FY 2009, AIP funded certain airport security projects. Per the authorizing statute, AIP funds are limited to security projects required under Title 49 CFR Part 1542, Airport Security, or as determined by the Secretary of Homeland Security. In FY 2009, the FAA issued 183 grants totaling \$62.6 million for security projects.

This page intentionally left blank.

## Chapter 3: Annual AIP Funding

---

Congress authorizes AIP contract authority, which permits the FAA, through the AIP, to obligate funds from the Trust Fund. This contract authority is contained in Chapter 471 of Title 49 U.S.C. and has been amended numerous times since 1982. Historical AIP authorization and amounts available to the AIP from FY 1982 through FY 2009 are shown in Figure 1: Yearly AIP Authorizations and Amounts Available for AIP.

For FY 2009, Congress enacted an obligation amount of \$3.514 billion. Of the \$3.514 billion available in FY 2009, approximately \$87.5 million was used to fund the administrative expenses of the FAA's Office of Airports.<sup>21</sup> Additionally, approximately \$19.3 million was used to fund the ACRP, \$15 million was used to fund the ACRP, and \$8 million was used to fund the Small Community Air Service Development Program.<sup>22</sup> The remaining \$3.385 billion was made available for AIP grants. This amount, in addition to the \$145 million in recovered funds from previous fiscal years, resulted in a total of \$3.5 billion being available for AIP grants in FY 2009 (see Table 3: AIP Funding Distribution Summary for FY 2009).

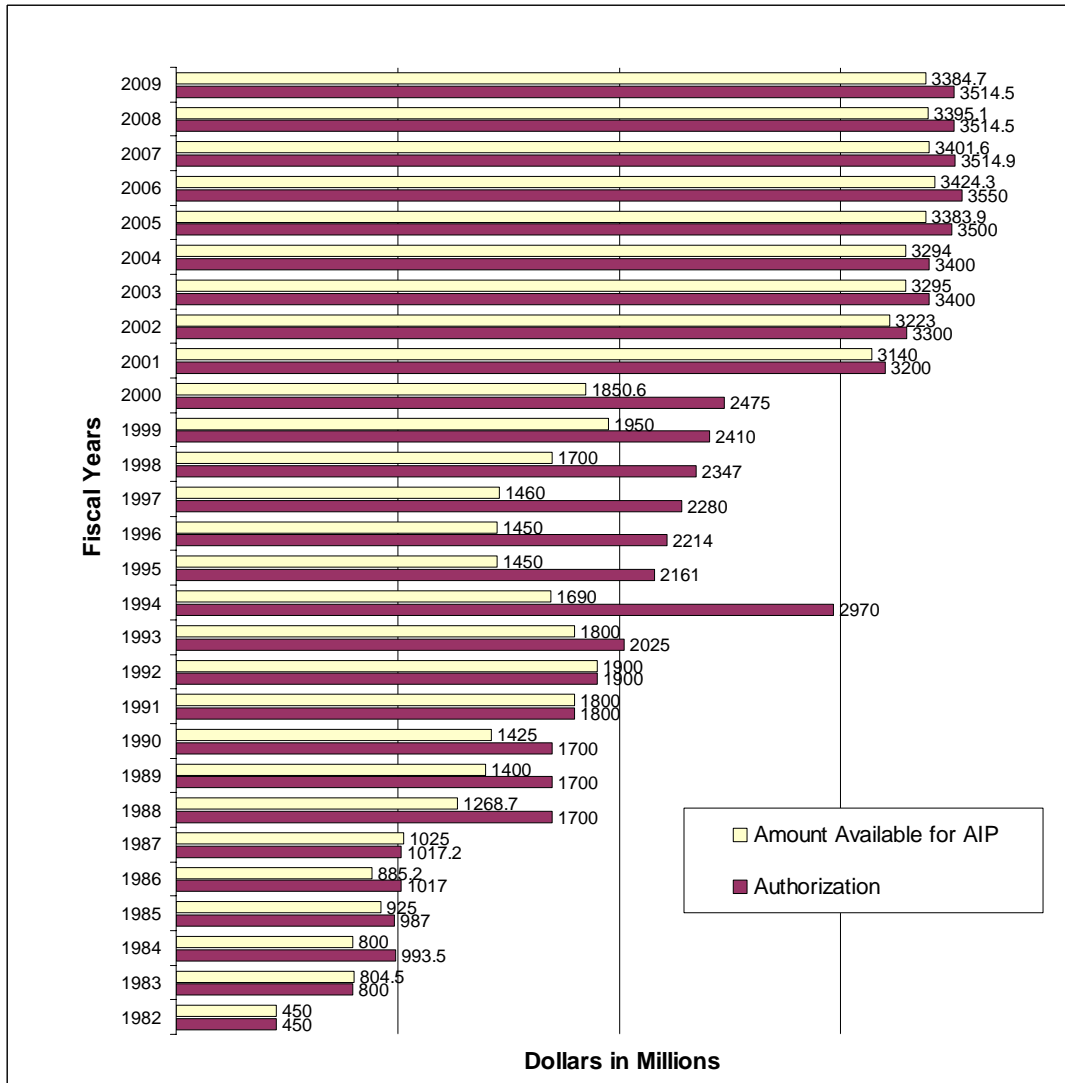
The amounts available for obligation fall into two basic categories: apportioned funds (also known as entitlement funds) and discretionary funds. Funds apportioned to airports may generally be used for any AIP eligible airport planning or development. The FAA approves other funds for use on projects after consideration of project priority and other selection criteria. Although airport sponsors receiving apportioned funds are given some latitude in determining how they will be used, they are discouraged by both the FAA policy and statutory requirements from using entitlement funds for lower priority projects while also seeking discretionary funding. Discretionary funds are limited and consequently directed only to higher priority needs.

---

<sup>21</sup> Under the Grants-in-Aid for Airports section of the annual appropriation acts, Congress continues to fund administrative expenses for the FAA's Office of Airports.

<sup>22</sup> The Small Community Air Service Development Program is a program managed by the DOT in which grants are awarded to small communities seeking to improve air carrier service (per section 41743 of Title 49 U.S.C.).

**Figure 1: Yearly AIP Authorizations and Amounts Available for AIP**



### 3.1 Calculation of Apportioned Funds

Statutory provisions require AIP funds to be apportioned by formula each year to specific airport sponsors, types of airports, or States. These funds are more commonly referred to as “entitlement funds.” Such funds are available to large, medium, and small hub; nonhub; and nonprimary airport sponsors in the year they are first apportioned. In the case of nonhub primary and nonprimary airports, entitlement funds are available in the year they are first apportioned and remain available for 3 fiscal years following apportionment.

For a variety of reasons, a sponsor may elect not to use their entitlements in the fiscal year in which the FAA makes the funds available. These unused entitlements are designated as protected and made available to other sponsors in the form of Discretionary funds to ensure full obligation of all program funds. Please see Chapter 3.3 Protected Entitlement Funds (Formerly “Carryover” Funds) for more explanation on these apportioned funds.

#### 3.1.1 Primary Airports

For FY 2009, there were 388 primary airports. These airports boarded 761,735,116 passengers in CY 2007, the year used to determine FY 2009 primary airport entitlement funds. Each primary airport’s entitlement funds are based on the number of passenger boardings at the airport. The minimum amount of entitlement funds apportioned to the airport sponsor of a primary airport is \$650,000, and the maximum is \$22 million. As prescribed by the authorizing statute, the FAA calculates individual airport annual entitlement funds as follows:

- \$7.80 for each passenger boarding up to 50,000 passengers
- \$5.20 for each additional passenger boarding up to 100,000 passengers
- \$2.60 for each additional passenger boarding up to 500,000 passengers
- \$0.65 for each additional passenger boarding up to 1,000,000 passengers
- \$0.50 for each additional passenger boarding from 1,000,001 passengers and up

Under the authorizing statute, individual entitlements are doubled (with a maximum of \$26 million and a minimum of \$1 million per airport sponsor) if AIP funding in a fiscal year is at least \$3.2 billion. Based on these criteria, the FAA calculated FY 2009 entitlement funds available to primary airports to be \$849.4 million.

#### 3.1.2 AIP Apportionment Reductions Due to PFC Revenue

In 1990, Congress enacted legislation that allows public agencies controlling commercial service airports to charge enplaning passengers using the airport a \$1, \$2, or \$3 PFC. AIR-21 authorized PFCs of \$4 and \$4.50. Public agencies wishing to impose a PFC must apply to the FAA for such authority and meet certain requirements.

Section 47114(f) of Title 49 U.S.C. requires that AIP funds apportioned to a large or medium hub airport be reduced by 50 percent of the forecasted PFC revenue in that

fiscal year, but not more than 50 percent of the preliminary apportionment for that fiscal year where a PFC of \$1, \$2, or \$3 is imposed. Likewise, should a large or medium hub airport impose a PFC at the \$4 or \$4.50 level, apportioned AIP funds for those airports are reduced by 75 percent of the forecasted PFC revenue, but not more than 75 percent of the preliminary apportionments for that fiscal year. In FY 2009, 64 of the 67<sup>23</sup> large and medium hub airports had a PFC in place, and all were subject to these reductions. Of these 64 airports, the following applied:

- 9 airports were subject to the 50 percent reduction in entitlements
- 55 airports were subject to the 75 percent reduction in entitlements

The FAA redistributes the apportionments that are withheld as a result of PFC collections within the AIP. The authorizing statute requires the FAA to assign 87.5 percent of these redistributed funds to the Small Airport Fund. In FY 2009, the FAA redistributed \$503.2 million to this fund. Of this total, 14 percent was assigned to small hub airports (\$71.9 million), 57 percent was assigned to nonhub primary and nonprimary commercial service (\$287.6 million), and 29 percent was assigned to general aviation/reliever airports (\$143.7 million).

The authorizing statute also requires the FAA to redistribute the remaining 12.5 percent of apportionments that are withheld as a result of PFC collections to the AIP discretionary fund. In FY 2009, 12.5 percent of redistributed apportionments equaled \$71.9 million. Of this total, three-quarters of the funds were used for C/S/S/N projects. The FAA classified the remaining one-quarter as “undesignated discretionary” or “pure discretionary” funds (funds that may be used for any eligible project at any airport in the NPIAS).

### 3.1.3 Cargo Service Airport Funding

Per statute, the FAA allocates 3.5 percent of the AIP to cargo service airports. Each cargo service airport receives funds in the same proportion as its proportion of landed weight of cargo aircraft to the total landed weight of cargo aircraft at all qualifying airports. In FY 2009, there were 116 airports that qualified as cargo service airports, which shared the 3.5 percent of funding, totaling almost \$118.5 million.

### 3.1.4 State/Insular Areas

Since FY 2001, 20 percent of the annual amount Congress makes available for AIP grants has been apportioned by statute for use at nonprimary commercial service, general aviation, and reliever airports within the States and insular areas. These airports are collectively referred to as nonprimary airports (see section 1.2, Airport Categories). Out of this amount, nonprimary airports are entitled to an individual apportionment based on one-fifth of the airport’s 5-year capital needs as identified in the NPIAS, not to exceed

---

<sup>23</sup> In FY 2009, the following two airports did not have a PFC in place: Memphis International, Memphis, TN, and Eppley Airfield, Omaha, NE. George Bush Intercontinental, Houston, TX, began collections in FY 2009 and will be subject to reductions in FY 2010.



\$150,000 per year. The remainder is distributed to States based on the proportions of both the land area of each State to the total land area of all States and the population of each State to the population of all States. Therefore, as the amount required for nonprimary airport entitlements (NPEs) has increased from year-to-year due to airports' increasing capital requirements, the percentage remaining available for State apportionments has decreased.

Under this funding entitlement, \$408.7 million was available for obligation to nonprimary airports in FY 2009. (Under the authorizing statute, if the AIP funding drops below \$3.2 billion, the State apportionment is reduced to 18.5 percent, and nonprimary airports are not provided an individual apportionment.) Of the amount remaining after allocation of individual nonprimary apportionments, 99.38 percent was apportioned to airports within the 50 States, as well as in the District of Columbia and Puerto Rico, which are treated as States for the purposes of this apportionment in accordance with section 47114(d) of Title 49 U.S.C. The remaining 0.62 percent was apportioned to airports in four insular areas: Guam, American Samoa, the U.S. Virgin Islands, and the Commonwealth of the Northern Mariana Islands.

The FAA works closely with airport sponsors and State aviation agencies on the use of funds in each State. However, the FAA delegates the authority to the 10 participating States in the SBGP<sup>24</sup> (see Chapter 5: State Block Grant Program) to distribute State apportionment funds. In FY 2009, \$1.6 million was made available for obligation to the insular areas and \$266.6 million was available to the States, the District of Columbia, and Puerto Rico.

### 3.1.5 Alaska Supplemental Funds

Congress apportions funds for certain Alaskan airports to ensure that the State of Alaska receives at least as much as these airports were apportioned in FY 1980 under previous Grants-in-Aid for Airports appropriation legislation. In FY 2009, this requirement provided \$21.35 million for Alaskan airports.

## 3.2 Distribution of Discretionary Funds

The authorizing statute defines the remaining funds as discretionary funds. Discretionary funds are limited and consequently the FAA directs them to high priority project needs. In allocating AIP discretionary funds, the FAA selects projects that best advance statutory goals and objectives with respect to the enhancement of the national airport system. Investment decisions are made using structured selection criteria that include a variety of factors that help identify critical annual development needs within associated AIP funding levels. The factors are weighted more heavily in favor of the type of project than the type

---

<sup>24</sup> Per the authorizing statute, the SBGP allows certain States to assume responsibility for administering AIP grants at airports classified as other than primary airports. States participating in the SBGP administer funding of nonprimary commercial service, reliever, and general aviation airports (see Chapter 5: State Block Grant Program). At the end of FY 2009 there were 10 States included in the SBGP.

of airport. The authorizing statute directs the FAA to allocate certain discretionary funding to specific airport types and “set-aside” categories to assure specified minimum funding levels are achieved, as follows:

- **Noise:** An amount equal to 35 percent of the discretionary fund (\$207.5 million in FY 2009) was reserved for noise compatibility planning and implementing noise compatibility programs under section 47501 *et seq.* of Title 49 U.S.C. The FAA can use entitlement funds to satisfy this minimum set-aside as long as the total AIP funds awarded for noise compatibility purposes equals the amount specified in the legislation. In FY 2009, the FAA issued 64 noise grants totaling \$221 million.
- **Military Airport Program (MAP):** The FAA reserved 4 percent of the discretionary fund, amounting to \$23.7 million in FY 2009 as a minimum, for the MAP.<sup>25</sup> MAP airport sponsors received an additional \$19.5 million in AIP discretionary funds and \$6.7 million in AIP entitlement funds, for a total of \$61.1 million in FY 2009.
- **Reliever:** If the AIP funding level is \$3.2 billion or more, an amount equal to two-thirds of 1 percent is to be made available for grants to the sponsors of airports that have been designated by the Secretary of Transportation as reliever airports and that have:
  - (1) more than 75,000 annual operations;
  - (2) a minimum usable runway length of at least 5,000 feet;
  - (3) a precision instrument landing procedure; and
  - (4) a minimum number of based aircraft (100) as determined by the Secretary.

In FY 2009, 26 eligible airports met these criteria and an amount of \$3.9 million, as a minimum was set-aside for the sponsors of these airports. The amount of AIP funding awarded to these sponsors in FY 2009 exceeded the FY 2009 established set-aside amount by \$34.7 million, for a total of \$38.6 million.

- **Capacity/Safety/Security/Noise (C/S/S/N):** C/S/S/N projects include the construction and improvement of runways, taxiways, and air carrier aprons at many capacity-constrained airports. Of the remaining discretionary funds (\$357.7 million), the FAA reserved 75 percent, or \$268.3 million, for C/S/S/N projects in FY 2009. This represents 8 percent of the annual AIP. Typically, final annual AIP allocations result in more funding being provided to C/S/S/N projects than was planned at the beginning of the year. The extra funds for these projects come from funds remaining and recovered from prior year projects and from unused current year entitlement funds converted to discretionary funds. Accordingly, in FY 2009, the FAA awarded AIP grants totaling \$574.6 million in discretionary funds for C/S/S/N projects.

---

<sup>25</sup> The MAP, a funding set-aside of the discretionary portion of the AIP, provides financial assistance for capacity and/or conversion related projects at current joint-use or former military airports. Joint-use military airports are those military airports where the U.S. Government leases a portion of the airport to a civil airport sponsor and permits civilian use of the airfield (see Chapter 6: Military Airport Program).

- **Remaining Discretionary:** The final 25 percent of the remaining discretionary funds (\$89.4 million) were available for any eligible project at any airport included in the NPIAS.

The following table shows the AIP Funding Distribution Plan based on the funding requirements described above.

**Table 4: AIP Funding Distribution Plan for FY 2009**  
(\$ Millions)

<b>Authorized by Legislation</b>	<b>3,900</b>
Rescission	-80.0
<b>Available for AIP (Obligation Limitation)</b>	<b>3,514.5</b>
Less:	
Small Community Air Service Dev. Program	8.0
Administrative Expenses	87.5
Airport Technology Research	19.3
Research and Development (ACRP)	15.0
<b>Total Available for AIP Grants</b>	<b>3,384.7</b>
<b>FUNDING DISTRIBUTION</b>	
<b>Entitlements/Apportionments</b>	
Primary Airports	849.4
Cargo (3.5% of total available for AIP grants)	118.5
Alaska Supplemental	21.4
States (20% of total available for AIP grants)	
Nonprimary Entitlement	408.7
State Apportionment by Formula	268.2
Protected (formerly "Carryover") Entitlements	622.5
<b>Subtotal Entitlements</b>	<b>2,288.7</b>
Small Airport Fund	
Nonhub Airports	287.6
Noncommercial Service	143.7
Small Hub	71.9
<b>Subtotal Small Airport Fund</b>	<b>503.2</b>
<b>Subtotal Nondiscretionary</b>	<b>2,791.9</b>
<b>DISCRETIONARY</b>	
Noise (35% of discretionary funds)	207.5
Reliever (0.66% of discretionary funds)	3.9
MAP (4% of discretionary funds)	23.7
<b>Subtotal Discretionary Set-asides</b>	<b>235.1</b>
C/S/S/N	268.3
Remaining Discretionary	89.4
<b>Subtotal Other Discretionary</b>	<b>357.7</b>
<b>Subtotal Discretionary</b>	<b>592.8</b>
<b>Funding Distribution Total for Fiscal Year Funds</b>	<b>3,384.7</b>
<b>Recovery Ceiling Authorized for Reobligation</b>	<b>145.4</b>
<b>Total Authorized Obligation Level</b>	<b>3,530.1</b>

### 3.3 Protected Entitlement Funds (Formerly “Carryover” Funds)

Entitlements are funds that the FAA allocates to a grant sponsor pursuant to the apportionment formulas specified in the authorizing statute. AIP legislation specifies that entitlement funds will remain available to a sponsor for 2 or 3 years after the year of apportionment depending on the category of airport or sponsor type. For a variety of reasons, a sponsor may elect not to use their entitlements in the fiscal year in which the FAA makes the funds available. These unused entitlements are made available to other sponsors in the form of discretionary funds to ensure full obligation of all program funds.

In those instances where entitlements have not been used within their 3- to 4-year life span, they expire and are not replaced. The unused entitlement funds that have not expired are called “protected entitlement” funds (formerly referred to as “carryover”<sup>26</sup> funds). Protected entitlements are funds that must be made available to the sponsor in a subsequent fiscal year.

In FY 2009, protected entitlement funds totaled almost \$622.5 million. In a subsequent fiscal year, the FAA makes funds available to replace the original grant sponsor’s protected entitlements. Because the protected entitlements are made available to the original airport sponsors in the subsequent fiscal year, this reduces the amount of new discretionary funds available in that fiscal year.

The authorizing statute requires the FAA to make available protected entitlements from prior years before all other AIP apportionment and set-aside commitments. Discretionary set-asides specified in the authorizing statute (minimum funding levels for noise projects, certain reliever airports, and the MAP) are affected by changes in protected entitlements. The FAA establishes the level of discretionary funds after protected entitlements are deducted from the total AIP and calculates set-aside funds as a percentage of these available discretionary funds.

Effective in FY 2001, AIR-21 significantly increased AIP funding and concurrently established a new category of entitlement funding referred to as NPE. This new funding category authorized additional entitlement funds (up to \$150,000 per year each) to nearly 3,000 nonprimary airports.

In FY 2009, NPE funds continued to account for the largest category of entitlement funds that sponsors elected not to use during the fiscal year. The FAA apportioned \$408.7 million in new entitlement funds to 2,023 NPE airports in FY 2009. From FY 2006 through FY 2008 of the funds NPE airports had previously elected not to use but remained protected, there was total of \$635 million available. By the end of the fiscal year, 1,352 NPE airports had determined that they were unable to use \$101.5 million of the total \$635 million in NPE funds available. The FAA converted and obligated these

---

<sup>26</sup> The terminology was changed in subsequent versions of the report to improve the accuracy of the description of protected entitlement funds.

funds as discretionary funding. The NPE amount accounts for 64 percent of all entitlement funds protected for sponsor use in FY 2009.

### 3.4 Federal Share of AIP Projects

At medium and large hub airports, the Federal share is 75 percent of the total allowable project cost, except for project grants to implement noise compatibility projects as authorized by section 47501 et seq. of Title 49 U.S.C., which are funded at 80 percent. At all other airports, the Federal share is 95 percent of the total allowable project cost for all projects, including noise compatibility projects. The increase in Federal share to 95 percent was established in FY 2004 under Vision 100 to provide temporary relief to operators of small airports after the terrorist attacks of September 11, 2001. Although Vision 100 has a sunset clause that returns the Federal share for these airports back to 90 percent after FY 2007, the extensions to the Vision 100 authorization have retained this 95 percent Federal share.

In FY 2009, this increase in Federal share resulted in the FAA redirecting \$134.4 million away from capital projects to cover the additional 5 percent that otherwise would be funded by the airport sponsor.

## Chapter 4: Airports Capital Improvement Plan (ACIP)

---

The FAA's policy for selecting projects for AIP discretionary funding is intended to ensure the following objectives are met: (1) the national system of airports is safe and secure, (2) the existing infrastructure is preserved, (3) critical expansion needs are met, and (4) projects' needs are balanced with the environmental concerns of neighboring communities. AIP investments must be directed toward these objectives to enable passengers, shippers, and aircraft operators to operate and use the system in a safe, reliable, and efficient manner.

All development projects identified in the NPIAS are eligible for AIP funding. Over a 5-year period, on average, the cost of planned development outweighs the anticipated funding available from the AIP, which typically funds approximately 20 to 25 percent of the estimated needs included in the NPIAS. In allocating AIP funds, the FAA must select projects that advance statutory goals and objectives to meet the FAA Flight Plan targets and enhance the national airport system.

Investment decisions are made using structured selection criteria that help identify critical annual development needs within associated AIP funding levels. The considered factors are weighted more heavily in favor of the type of project than the type of airport. In some cases, the authorizing statute directs the FAA to allocate funding to specific airport types and categories. The FAA has more discretion as to what type of development to fund within discretionary funding set-asides.

The project selection process occurs during a 6-month cycle that creates a funding plan known as the ACIP, an internal product used by the FAA to select projects for AIP funding. The ACIP allows the FAA to determine and fund the most critical airport development needs within AIP funding limits set by Congress through the appropriation process.

The ACIP is a subset of the NPIAS, which is one method used by the FAA to identify, plan, fund, and execute airport development while ensuring the most critical airport development needs are being funded nationwide. Projects included in the ACIP are subject to further consideration prior to funding approval. For instance, a project could be included in the ACIP initially but not approved for funding because an environmental action was not completed.

### 4.1 ACIP Development Process

The development of an ACIP is a bottom-up process that begins with input from individual airport sponsors and State aviation officials. The primary emphasis is on the effective use of AIP funds, but the concept applies to other funding sources as well. Other funding sources and initiatives, such as PFC collections and innovative financing mechanisms, have expanded funding options for airport development. Figure 2: ACIP

Process, illustrates the ACIP development process and how airport sponsors, local planning agencies, and regional the FAA offices contribute to it.

The ACIP process consists of three filters. The first filter occurs at the FAA regional and field office level where project engineers and planners develop a district or regional ACIP, incorporating input from airport sponsors and the State. During this process, airport development projects are evaluated based on many factors. They include the costs for Federal mandates, the adequacy of sponsor maintenance of airport infrastructure, the feasibility of accomplishing the project, the benefit-cost relationship, the eligibility of the proposed development, and the potential funding. This filter allows field personnel to determine critical current-year needs and to develop a realistic field-level ACIP. Each regional office then submits an ACIP to the FAA headquarters for evaluation.

The second filter occurs at the FAA headquarters where the staff evaluates the nine regional ACIPs for development into a single national funding plan. The ACIP establishes a priority of development that, among other things, considers factors such as an airport's service level, activity level, hub status, type of project, and the agency's goals for greater capacity, increased safety, security, and infrastructure preservation. Within the appropriation levels and any laws and formulas that affect the disbursement of discretionary funds, the FAA establishes a numerical priority threshold. The result is a quantified listing of airport projects rated by priority, referred to as the "candidate list." Projects included on the "candidate list" are considered for discretionary funding.

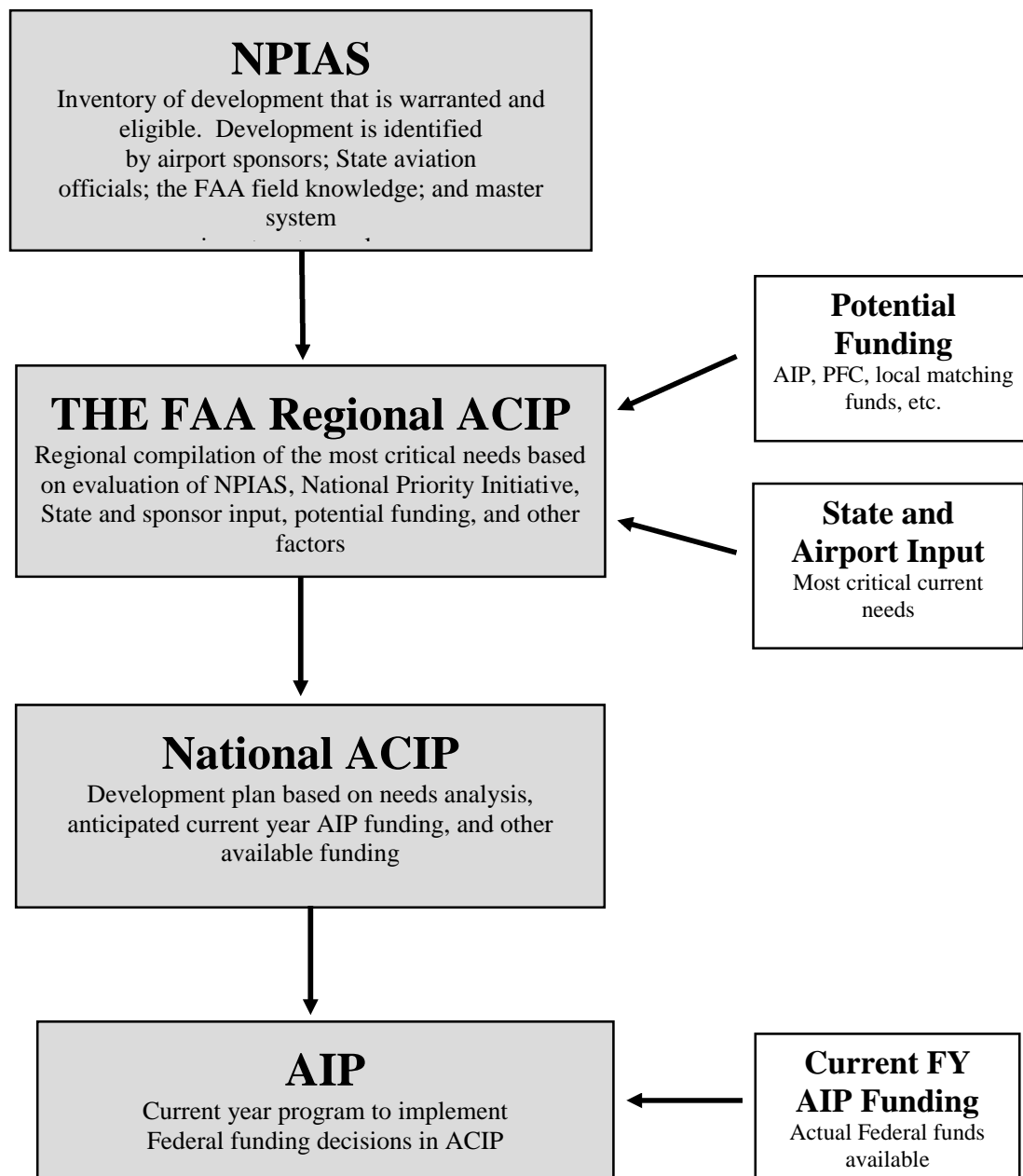
Generally, projects receiving a numerical rating below the national priority rating threshold do not receive funding. Exceptions to the above rule that may be considered are: a phase of a larger project that has already been initiated, projects at a location that already has an LOI, projects required by a statutory mandate, unanticipated projects (such as infrastructure repairs needed after a natural disaster), and projects that otherwise address special emphasis issues (e.g., a national effort to enhance RSAs). The accumulated costs of the "candidate list" generally exceed amounts available in AIP funding to allow flexibility in selecting the most critical merit-based projects for funding.

To meet the current funding levels a third filter is applied to refine the "candidate list." This filter is identical to the second with the difference being that the listing of projects has been narrowed down in accordance with the priority ratings and other funding considerations. From this filter, the FAA creates a national funding plan within the specific funding level limits.

The FAA has formal guidance on the calculation of the numerical priority rating that places more emphasis on the type of project and whether a project is a component of a larger project rather than on airport size. This guidance also requires written justification for deviations from the priority list and specifies that the FAA regions constrain the number of projects submitted within a budget ceiling specified by the FAA headquarters.



**Figure 2: Airports Capital Improvement Plan (ACIP) Process**



## 4.2 Benefit-Cost Analysis

In addition to priority ratings, the FAA requires the airport sponsor to complete a benefit-cost analysis (BCA) for projects issued an LOI (see Chapter 7: Letter of Intent Program) and capacity projects exceeding \$5 million in discretionary funds over the life of the project. Executive Order 12893, Principles for Federal Infrastructure Investments, dated January 26, 1994, provided the impetus for the FAA's Office of Airports to develop its benefit-cost evaluation criteria. The FAA does not conduct a BCA for other types of AIP projects because the authorizing statute exempts certain projects (such as noise projects) from the BCA process or the underlying value of this type of project has already been subject to economic evaluations required through regulation, advisory circulars (ACs), or an amendment process.<sup>27</sup>

In FY 2009, the FAA's Office of Airports began efforts to expand the amount of BCA information in future reports with the goal of improving future assessments of the estimated public benefits from large AIP projects. The first of these efforts was the completion and publication of the ACRP research project titled, "Effective Practices for Preparing Airport Improvement Benefit Cost Analyses." The report was finalized in June of 2009 and looked at historical benefit assessment techniques used by airports and other modes in developing BCAs. Airport sponsors now can refer to the best practices found in this research when developing BCAs.<sup>28</sup>

The assessment of aviation benefits at airports is challenging due to the variation in operational scope between airport types. Large air carrier airports with substantial activity that frequently experience delays can be evaluated based on the benefits to passengers and aircraft operations of reducing or removing these delays. Standard methodologies and values are readily available for use in these assessments.

However, only a small number of airports fall into this category. For the majority, other economic benefits must be assessed. Typically, this will be done by assessing the operations of a new aircraft or aircraft classes that would be able to use the airport as a result of the project. While a project may be justified operationally by a relatively few operations of a new aircraft or class of aircraft, quantification of the associated economic benefit of these operations is a challenge. Additionally, it is relatively easy for an airport to confuse economic transfers for economic benefits resulting directly from the project (that is, some of the benefits to one airport may result from losses in traffic to another airport). Such transfers are not considered in the review of the BCA.

---

<sup>27</sup> To be eligible for Federal funds, certain AIP projects must comply with Federal regulations, including Title 14 CFR Part 139 and Title 49 CFR Part 1542, and associated the FAA standards and policies. When Federal regulations are proposed or amended, the Federal Government must complete a regulatory evaluation to determine the costs and benefits of any proposed new or amended requirements. The public is provided an opportunity to comment on such evaluations.

<sup>28</sup> [http://onlinepubs.trb.org/onlinepubs/acrp/acrp\\_syn\\_013.pdf](http://onlinepubs.trb.org/onlinepubs/acrp/acrp_syn_013.pdf).

The FAA's Office of Airports has started to develop a comprehensive methodology to appraise the systemwide economic values and benefits of proposed individual airport capacity improvements. The proposed research objective will develop tools to identify and model the aviation system's market of producers (air carriers and other airport operators) and consumers (air passengers, aircraft operators, and shippers) and their respective responses to changing market conditions. These tools could then be used to develop benefit methodologies to estimate these kinds of "hard-to-quantify" market-based demand benefits. In the absence of these tools, the FAA is increasingly faced with projects that are difficult to properly justify.

While the FAA relies on the BCA results, among other considerations, in making discretionary funding decisions for capacity projects, BCA results are not generally used to determine a project's ranking on the AIP discretionary candidate list. Governing legislation for AIP identifies a number of other factors, such as safety, congestion relief, intermodal connections, quality of the environment and capacity, for priority consideration that have not been captured in the BCA process. The FAA is exploring the development of methodologies for capturing these effects in the future.

Two ongoing studies were initiated in FY 2009 that will help to develop improved methodologies for this assessment. First is the ACRP synthesis project for "Evaluating the Use of Passenger Air Travel for Capital Investment Planning and Benefit Cost Analysis," which will evaluate critical factors currently used in BCAs and consider the expanded use of these factors. The second study is the National Airport System Strategic Evaluation Task (ASSET), which will better define the economic relationships between producers and consumers in air commerce. The National ASSET study will enable the FAA to develop tools to identify and model the aviation system's markets of producers (air carriers and other airport operators) and consumers (air passengers, aircraft operators, and shippers) and their respective responses to changing market conditions. These tools could then be used to develop benefit methodologies to estimate these kinds of "hard-to-quantify" market based demand benefits.

When required, the airport sponsor conducts a BCA using requirements developed by the FAA. The airport sponsor then submits its BCA and supporting documentation to the FAA for review and acceptance. Sometimes it is possible for an airport sponsor to conduct a BCA in conjunction with the development of the Airport Master Plan or environmental study. More typically, the airport sponsor conducts a BCA and submits it to the FAA prior to requesting AIP funds for the project.

In general, a BCA must demonstrate that the project's benefits outweigh its costs before the FAA will consider the project eligible for discretionary funding. This BCA requirement does not apply to reconstruction projects that do not change the operating characteristics of the airport. In addition to providing a BCA, airport sponsors seeking an LOI - a multiyear commitment of Federal AIP support for airfield project - must meet additional requirements, as discussed in Chapter 7.

While projects requiring a BCA cannot be funded until the FAA accepts the BCA, the FAA can still include the project in the ACIP for planning purposes. Since the ACIP is a multiyear planning tool, it is possible for a project needing a BCA to be included in the ACIP for future-year funding consideration.

In FY 2009, the FAA reviewed 13 BCAs for capital projects requesting AIP funds in the current or future fiscal years. Of these, the FAA completed the review of eight BCAs (three had positive benefit-cost ratios, three were considered for funding using alternative methods, and two were withdrawn). Five BCAs submitted in FY 2009 are still under review.

The FAA does not track the net benefits actually achieved after projects are completed. Benefits will not be realized until a project is completed and commissioned, which may be years after the BCA was completed. In addition, the benefits may be realized over a 20-year period and may vary from forecast results in the BCA for reasons having nothing to do with the quality of the BCA itself.

## Chapter 5: State Block Grant Program (SBGP)

---

Requirements for the State Block Grant Program (SBGP) are contained in Title 14 CFR Part 156. As specified in this regulation, States assume responsibility for administering AIP grants at airports classified as “other than primary” airports that is nonprimary commercial service, reliever, and general aviation airports. Each State is responsible for determining which locations within its jurisdiction will receive funds for ongoing project administration.

Within the AIP, a national priority system has been established to provide uniform criteria so funding is used efficiently. The national priority system is one method for the States to use in considering the use of entitlement and State apportionment funds within their State. Favored projects are those that best carry out the purpose of the legislation, with highest priority given to safety, security, reconstruction, standards, and capacity, in that order (see Title 49 U.S.C., sections 47120 and 47128(c)). The priority system does not consider all factors that States, local governments, or private sponsors use to establish their individual priorities. To ensure all objectives are considered in project selection, the application of the national priority system is flexible as allowed under the FAA Order 5100.39A, Airports Capital Improvement Plan.<sup>29</sup>

The FAA initiated this program in 1989 with three States: Illinois, Missouri, and North Carolina. In FY 2009, 10 States participated in the program—the original three States plus Michigan, Georgia, Texas, Wisconsin, Pennsylvania, Tennessee, and New Hampshire.

For FY 2009, the FAA granted \$262.7 million in State apportionment, nonprimary entitlements, and discretionary funds under the SBGP. Table 5: State Block Grant Totals for FY 2009 provides a breakdown of these funds by State.

---

<sup>29</sup> FAA Order 5100.39A is available online at: <http://www.faa.gov/airports/resources/publications/orders/>.

**Table 5: State Block Grant Totals for FY 2009**

	Block Grant Funds (\$)		
State	Apportionment <sup>30</sup>	Discretionary	State Total
Georgia	30,537,810	9,910,621	40,448,431
Illinois	17,736,402	14,965,225	32,701,627
Michigan	19,668,172	950,000	20,618,172
Missouri	15,064,803	4,430,276	19,495,079
New Hampshire	2,105,638	1,578,236	3,683,874
North Carolina	13,744,969	15,435,840	29,180,809
Pennsylvania	11,454,909	5,250,000	16,704,909
Tennessee	12,742,145	4,597,908	17,340,053
Texas	44,645,083	15,800,000	60,445,083
Wisconsin	16,504,916	5,565,635	22,070,551
<b>State Block Grant Total:</b>	<b>\$184,204,847</b>	<b>\$78,483,741</b>	<b>\$262,688,588</b>

<sup>30</sup> Apportionment amounts include nonprimary entitlements and State apportionments.

## **Chapter 6: Military Airport Program (MAP)**

---

Since FY 1991, in accordance with section 47118 of Title 49 U.S.C., Congress has authorized the MAP to provide additional airport capacity to the U.S. airport system. The MAP, a funding set-aside from the discretionary portion of the AIP, provides financial assistance for capacity and/or conversion-related projects at current joint-use or former military airports. Joint-use military airports are those military airports where the U.S. Government leases a portion of the airport to a civil airport sponsor.

MAP funding helps finance needed infrastructure changes to meet civil aviation standards and the needs of civil aviation users. For example, some surplus military airfields have wide runways with runway edge lights located 150 feet on either side of the runway centerline. To comply with civil standards, the airport sponsor must move the runway edge lights 75 feet closer to the runway centerline. Military lighting systems and signs frequently need to be changed to meet the requirements of Title 14 CFR Part 139, based on the type of air carriers using the airport. In addition, the civil airport sponsor may need to rehabilitate or build additional infrastructure, such as roads, hangars, and terminal buildings.

Airport sponsors participating in the MAP can also receive discretionary funding for projects not typically eligible under AIP including projects to rehabilitate or construct fuel farms, surface parking lots, cargo terminals up to 50,000 square feet, and utilities. Many of these projects are needed to upgrade a former military airfield to accommodate the needs of civil tenants and to make civil operation economically viable. Examples include projects for upgrading hangars to meet local building code requirements (such as fire, safety, and access for the disabled) and to upgrade and separate utility systems (including older central above-ground heating systems).

The following types of airports are eligible to participate in the MAP:

- Airports that were realigned or declared surplus and scheduled for closure under the Department of Defense (DOD) Base Realignment and Closure programs or Title 10 U.S.C., section 2687 (disposal of large surplus defense installations normally reported to the General Services Administration);
- Current or former military airports that could reduce delays at commercial service airports that experience 20,000 hours of annual takeoff and landing delays for passenger aircraft; or
- Military airports that could enhance air traffic control and airport system capacity in a metropolitan area.

The Secretary of Transportation is authorized to designate up to 15 eligible airports for participation in the MAP each fiscal year. In any single year, MAP may include airports that have been carried forward from the previous year, airports that had been designated

at one time and are now being reconsidered for participation in the program, and others that will be new entrants into the program. Designated airports remain eligible to participate in the program for up to 5 consecutive fiscal years following their initial designation.

Of the 15 slots authorized, 10 were filled by airports carried forward from FY 2008 and five slots were available to be filled in FY 2009. The FAA received seven applications for these five available slots. From these applications, the Secretary of Transportation selected Alexandria International Airport, Alexandria, LA, and Phoenix/Mesa Airport, Mesa, AZ, both for 3-year terms.

The Secretary of Transportation may designate one general aviation airport at a time for inclusion in the MAP; currently that designated general aviation airport is Griffiss International, Rome, NY. All other participating airports must be classified as reliever or commercial service airports in the NPIAS.

Table 6: MAP Selected Locations and Funds Awarded in FY 2009 lists the MAP discretionary, non-MAP discretionary, and entitlement amounts the FAA awarded to sponsors for FY 2009 MAP airports. In total, AIP funds to MAP airports in FY 2009 equaled \$61.1 million.



**Table 6: MAP Locations and Funds Awarded in FY 2009**

<b>Airport Name</b>	<b>City</b>	<b>State</b>	<b>MAP Discretionary Funds</b>	<b>Non-MAP Discretionary Funds</b>	<b>AIP Entitlement Funds</b>	<b>Total</b>
Phoenix-Mesa Gateway	Phoenix	AZ	\$3,538,652	\$10,375,198	\$1,000,000	\$14,913,850
March ARB	Riverside	CA	\$0	\$0	\$150,000	\$150,000
San Bernardino Int'l	San Bernardino	CA	\$0	\$0	\$278,731	\$278,731\$
Eglin AFB	Valparaiso	FL	\$2,000,000	\$0	\$1,659,844	\$3,659,844\$
A.B. Won Pat Int'l (Guam)	Agana	GU	\$7,000,000	\$5,294,390	\$4,450,257	\$16,744,647
Sawyer Int'l	Marquette	MI	\$1,197,000	\$0	\$1,023,150	\$2,220,150
Chippewa County Int'l	Sault Ste. Marie	MI	\$1,334,750	\$0	\$329,650	\$1,664,400
Portsmouth Int'l at Pease	Portsmouth	NH	\$1,732,028	\$248,995	\$400,650	\$2,381,673
Alexandria Int'l	Alexandria	LA	\$570,000	\$6,000,000	\$2,058,359	\$8,628,359
Plattsburgh Int'l	Plattsburgh	NY	\$2,758,446	\$399,295	\$446,139	\$3,603,880
Griffiss Airpark	Rome	NY	\$3,579,943	\$2,517,500	\$101,307	\$6,198,750
Jose Apona de la Torre	Ceiba	PR	\$0	\$0	\$697,884	\$697,884
<b>Total</b>			<b>\$23,710,819</b>	<b>\$24,835,398</b>	<b>\$12,595,971</b>	<b>\$61,142,168</b>

This page intentionally left blank.

## Chapter 7: Letter of Intent (LOI) Program

---

The FAA is authorized to issue an LOI for certain airport development projects when current obligating authority is not adequate to meet an airport sponsor's desired timing for a particular project. Under this provision, the sponsor of a primary or reliever airport may request that the FAA consider issuing an LOI. The authorizing statute limits the aggregate amount that the FAA can commit in LOIs and limits LOIs to projects that will preserve or enhance capacity. For large airports, the legislation also requires that projects supported with LOIs will enhance systemwide airport capacity significantly.

The FAA evaluates the proposal and, if approved, issues a letter stating the reimbursement will be made according to a given schedule as funds become available. The LOI indicates Federal approval to an airport sponsor of a proposed project's scope and the timing for its accomplishment. It also indicates Federal intent to fund the project in subsequent years, subject to the future availability of AIP funds.

Before an airport sponsor begins construction, the FAA must approve the scope of work and the proposed funding plan. In addition to standard project criteria, the FAA requires that a BCA (see Chapter 4: Airports Capital Improvement Plan) accompany any LOI request. The FAA also considers the airport sponsor's financial commitment to the project. For large and medium hub airports, the authorizing statute requires a review of the project's effect on the capacity of the national air transportation system.

Once the FAA and the airport sponsor reach an agreement on the scope of the project and the proposed payment stream, the FAA prepares the LOI indicating its intent to provide future funding for the agreed-upon project. This expression of intent on the part of the FAA is sufficient to reduce the risk associated with making improvements now and not receiving reimbursement until future years. Most airports finance large development projects with revenue bonds, passenger facility charges, and other airport funds in addition to LOI funding. Federal financial support for the project through an LOI helps the sponsor to receive favorable bond rates and thus lowers financing costs.

An airport sponsor that receives an LOI may proceed with the project without waiting for future AIP grants and all allowable costs in the LOI related to the airport development remain eligible for reimbursement. However, an LOI is not an obligation of Federal funds and is subject to availability of AIP funding. Additionally, an LOI recipient is subject to follow all Federal contracting provisions including disadvantaged business enterprise (DBE) requirements.

Below is a brief summary of the LOI Program for FY 2009. In FY 2009, LOI payments funded the completion of three new runways at Washington Dulles International Airport, Chicago O'Hare International Airport, and Seattle-Tacoma International Airport. For additional information, please refer to Appendix F: Letter of Intent Payments for FY 2009 and Appendix G: Letter of Intent Commitments by Fiscal Year. Appendix F shows locations awarded grants associated with LOIs during FY 2009 and both

entitlement and discretionary amounts awarded. The amounts shown are the total for the grant award but not necessarily the amount paid under that grant during the fiscal year. Appendix G lists the amounts for future fiscal years committed in LOIs to the listed airports. The appendix breaks this down by apportioned funds in AIP and the funds the FAA intends to provide from AIP discretionary funds.

In FY 2009, LOI payments totaled \$226.9 million in discretionary funds and \$74.8 million in airport sponsor entitlements. At the end of FY 2009, there were 27<sup>31</sup> open LOIs with payment schedules totaling \$965.4 billion (\$762.5 million in discretionary and \$203 million in entitlement funds) remaining and extending from FY 2010 through FY 2021.

During FY 2009, the FAA closed three LOIs (Atlanta Hartsfield-Jackson International Airport, Atlanta, GA; Harrisburg International Airport, Middletown, PA; and Orlando International Airport, Orlando, FL). The FAA issued the following new LOIs:

- **Sacramento International Airport**, Sacramento, CA, totaling \$59.9 million of which \$44.5 million is discretionary funds from FY 2009 to FY 2015 for the construction of aprons to support a new terminal building and to construct a taxiway.
- **John F. Kennedy International Airport**, New York, NY (new), totaling \$89.1 million (all discretionary funds) from FY 2009 to FY 2016 to help fund various taxiway and associated improvements.

---

<sup>31</sup> Two airport locations had more than one LOI open in FY 2009.

## Chapter 8: Major Capacity, Safety, Security, and Noise (C/S/S/N) Project Grants

---

The primary goals of the AIP are to preserve and enhance the capacity, safety, and security of U.S. airports. To that end, the authorizing statute requires the FAA to set aside a certain portion of AIP funds for projects relating to capacity, safety, and security, as well as to those leading to airport noise reductions.

Specifically, the authorizing statute requires that at least 75 percent of the discretionary funds each year must be used for grants to enhance and preserve capacity, safety, and security, or for noise compatibility planning or mitigation at primary and reliever airports.

In FY 2009, the amount available for AIP obligations was \$3.385 billion. A minimum of \$355.7 million was set aside for C/S/S/N projects or approximately 10.5 percent of the annual AIP funding (see Table 4: AIP Funding Distribution Plan for FY 2009).

Typically, final annual AIP allocations result in more funding being provided to C/S/S/N projects than was planned at the beginning of the year. Accordingly, in FY 2009, the FAA awarded AIP grants totaling \$574.6 million in discretionary funds for these projects. In addition to this amount, other funding—including PFC revenues collected at U.S. commercial service airports, sponsor entitlements, and State apportionment funding—may be allocated to C/S/S/N projects.

Examples of the types of projects in each category include:

- **Capacity.** Major capacity projects included new or extended runways and taxiways designed to improve airfield capacity, including increased aircraft operations, larger aircraft, or improved peak-hour capacity. Other capacity projects include new and expanded aprons to support aircraft parking in the terminal area.
- **Safety.** Major safety projects included RSA improvements, removal of obstructions to critical surfaces, acquisition of ARFF equipment and support facilities, and improvements to airfield signage, lighting, and marking.
- **Security.** AIP-supported security enhancements are closely coordinated with the Transportation Security Administration (TSA) and include improvements from airport perimeter fences to access control and explosive detection systems.

- **Noise.** Major noise projects range from noise analysis, noise monitoring systems and land-use compatibility studies to acquisition of property and aviation easements, sound insulation of homes and schools, and other noise mitigation measures.

Some of the more significant FY 2009 C/S/S/N projects, or projects with the potential to develop into future C/S/S/N projects, include the following:

- **Arcata-Eureka Airport, Eureka, CA:** In FY 2009, AIP funds in the amount of \$10,128,866 were issued to improve runway safety areas of Runway 14/32 and Runway 01/19. The RSA improvements will include relocating the Runway 14 threshold by 400 feet and the Runway 32 threshold by 200 feet; relocating the threshold at each end of Runway 01/19 by 40 feet; installing an engineered materials arresting system (EMAS) at the 14 Runway end. The work was initiated in September 2009 and scheduled for completion in November 2010.
- **Birmingham International Airport, Birmingham, AL:** In FY 2009, the FAA provided \$8 million to acquire land for noise compatibility. The airport has an ongoing program to purchase noncompatible residences in noise-impacted areas. Approximately 120 people will receive benefits from this noise compatibility grant.
- **Boston-Logan International Airport, Boston, MA:** A full-length centerfield taxiway (designated Taxiway M), located between the parallel Runways 4/22, was constructed; it became operational on July 30, 2009. This taxiway significantly enhances operational safety and flexibility. In addition, the reconfiguration of the airport's southwest taxiway area was completed. Both of these projects responded to the recommendations of a Tiger Team review to enhance airport safety.
- **Buffalo International Airport, Buffalo, NY:** In FY 2009, the FAA provided \$5.7 million to soundproof 217 homes for noise compatibility. The airport has an ongoing program to soundproof noncompatible residences in noise-impacted areas. Approximately 543 people will receive benefits from this noise compatibility grant.
- **Charlotte-Douglas International Airport, Charlotte, NC:** The city of Charlotte is constructing a third parallel runway to accommodate existing and projected capacity demands. Included in the FAA's original Operational Evolution Partnership (OEP), the runway is currently under construction and scheduled for completion in 2010. This new runway will be 150-foot wide and 9,000-foot long. It will have a 5,000-foot separation that will allow triple independent simultaneous instrument approaches. The estimated total construction cost is \$300 million. An LOI of \$124.1 million was approved for this project over an 8-year period from FY 2008 through FY 2014. An LOI grant of \$14.3 million was issued in FY 2009.
- **Chicago O'Hare International Airport, Chicago, IL:** In FY 2006, the FAA signed a 15-year, \$337 million LOI in support of the O'Hare Modernization Program, a major airfield reconfiguration that received environmental approval in FY 2005. In FY 2009, the FAA issued two grants totaling \$26.5 million and constituting the fourth

installment of the LOI to construct Runway 9L/27R. The runway was commissioned in November 2008 and is the first new runway at O'Hare since 1971. The city also constructed a supplemental air traffic control tower, which was commissioned the same day. In FY 2009, the FAA issued a grant for \$18 million for residential sound insulation to benefit 1,865 residents and grants totaling \$600,000 to design sound insulation projects for two schools.

- **Cleveland Hopkins International Airport**, Cleveland, OH: The FAA continued to support an ongoing airfield reconfiguration with a \$181 million LOI, including the replacement of Runway 5L/23R with new Runway 6L/24R. This replacement was completed in FY 2005. During FY 2009, work was completed on another important element of the airfield reconfiguration—namely, the elimination of the intersection between Runway 6R/24L and Runway 10/28, reducing the possibility of runway incursions and providing a standard RSA. Through FY 2009, the FAA awarded grants totaling approximately \$142.8 million under the LOI and more than \$51 million additional discretionary funds for noise mitigation. The FAA has also awarded approximately \$9.5 million to improve the nonstandard RSA for Runway 10/28 with phase one construction starting in FY 2010 and more than \$2.3 million for the design of additional apron capacity at the airport.
- **Dallas/Fort Worth International Airport**, Dallas/Fort Worth, TX: In FY 2009, the southeast quadrant end-around-taxiway construction was completed, and the taxiway was opened on December 4, 2008. AIP participation in the project amounted to \$43.3 million, which was issued in grants during FY 2006 and FY 2007. The new taxiway is a safety enhancement that will reduce the number of runway crossings and reduce departure delays.
- **Fresno Yosemite International Airport**, Fresno, CA: In FY 2009, the FAA provided \$3 million to provide acoustical sound insulation for residential units near the airport. The airport has an ongoing noise compatibility program to provide acoustical sound insulation in noise-impacted areas. Approximately 315 people will receive benefits from this noise compatibility grant.
- **General Mitchell International Airport**, Milwaukee, WI: In FY 2009, the FAA provided AIP grants of \$15.5 million for the first phase of construction of standard RSAs for Runway 7R/25L and Runway 1L/19R. This high priority RSA project also included the reconfiguration of connector taxiways to the 25L runway end to alleviate confusing airfield geometry and reduce the risk of runway incursions. Described as a long term initiative during the FAA's Administrator's Call to Action to reduce runway incursions, this taxiway reconfiguration was accelerated into the first phase of the RSA project. The first phase of construction is well underway for both runways, with subsequent phases planned each year, until project completion in 2013.
- **Guam International Airport**, Tamuning, GU: The FAA provided \$2 million in AIP funds to sound-insulate homes for noise compatibility. Approximately 200 people will receive benefits from this FY 2009 noise compatibility grant.

- **Gulfport-Biloxi International Airport**, Gulfport, MS: \$5 million in AIP funds were provided in FY 2009 for an ongoing noise mitigation program at the airport. The project will acquire 30 easements and soundproof 106 homes in a noise impacted area near the airport. Approximately 490 people are expected to benefit from this noise mitigation project.
- **Hartsfield-Jackson Atlanta International Airport**, Atlanta, GA: In FY 2009, the FAA provided \$10.4 million in AIP funds to construct a portion of the apron for a new international terminal. The new international terminal is needed due to the continued growth in international traffic at the airport. It is also needed to improve the overall efficiency of the movement of international passengers and baggage at the airport.
- **Indianapolis International Airport**, Indianapolis, IN: In FY 2009, the FAA issued two grants totaling \$10 million constituting the eighth installment of the \$120.8 million LOI to support the new Midfield Terminal Program. The Midfield Terminal Program consists of a new 1.2 million square foot terminal between the airport's two main runways and the related apron, taxiway, lightning, access road, and drainage facilities. Operations were transferred to the new terminal facility in November 2008. In FY 2009, the FAA also provided \$6.9 million in funding for noise mitigation measures for residences and land acquisition for noise compatibility. These efforts will benefit 140 residents.
- **John F. Kennedy International Airport**, Jamaica, NY: In FY 2009, the FAA provided the AIP grants for a total of \$13 million to extend Taxiways YA and FB under an LOI for various taxiway improvements which is part of a delay reduction plan. Both taxiway projects were completed in FY 2009. The total Federal commitment is \$89.1 million of a total estimated cost of \$178 million.
- **Kahului Airport**, Kahului, HI: The FAA approved PFC funding in the amount of \$8,950,000 to improve Runways 2/20 and 5/23 RSAs to meet current standards. Runway 2/20 RSA was completed in October 2009, and Runway 5/23 RSA was completed in November 2009.
- **Kosrae International Airport**, Kosrae, FSM: In September 2009, the first ARFF facility in the Federated States of Micronesia (FSM) was completed. A total of \$6.3 million in AIP funds were issued to construct the ARFF facility, which supports the only commercial runway in FSM at 5,750 feet in length and over 20,000 in annual enplanements.
- **Lambert-St. Louis International Airport**, St. Louis, MO: Runway 11/29, which is a 9,000-foot runway, was commissioned in April 2006. Included in the FAA's original OEP, this runway allows the airport to increase aircraft operations conducted under visual flight rules (VFR) conditions by 14 percent and by 84 percent in instrument flight rules (IFR) conditions. An LOI grant of \$15.4 million was issued for the project in FY 2009, and the total LOI funds committed to this project from



FY 1999 to FY 2010 is \$191 million. The total project cost was \$1.1 billion of which \$230.5 million was from the AIP.

- **Minneapolis-St Paul International Airport**, Minneapolis, MN: In FY 2009, the FAA awarded a \$5 million grant to apply toward the \$95 million LOI established in FY 1999 for the construction of Runway 17/35, which opened in FY 2006. This LOI is scheduled to be completed in FY 2010. Work continued on a 6-year project (scheduled for completion in FY 2010) to reconstruct and realign taxiways adjacent to the Lindbergh passenger terminal. In FY 2009, \$5.2 million in AIP funds were dedicated to this project which will eliminate aircraft taxi restrictions and simplify taxi routes. The last remaining segment of Runway 12L/30R was reconstructed in 2009 using \$8.7 million in AIP funds.
- **New Panama City-Bay County International Airport**, Panama City, FL: The existing Panama City-Bay County International Airport does not meet the FAA standards for RSAs and cannot be feasibly expanded to meet these standards. It is constrained by nonairport development and an environmentally sensitive body of water. Also, the airport cannot be expanded to meet the airport owner's long-range aviation goals. Therefore, the airport owner is building a replacement airport at a cost of \$331 million. In FY 2009, the FAA provided a grant of \$20 million to fund a portion of the relocated airport. The new airport will meet the FAA safety standards and is scheduled for completion in FY 2010.
- **North Las Vegas Airport**, North Las Vegas, NV: In FY 2009, \$8.7 million in AIP funds were issued to relocate approximately 2,900 feet of high-voltage power lines to clear the approaches to the north-south runways at the North Las Vegas Airport. The existence of these power lines in the approach zone constitutes an ongoing safety hazard to air traffic. The project constructs 2,900 feet of protective piping encased in reinforced concrete (duct bank) for the underground power lines to be relocated. The project also builds six new towers to transition electrical power from existing towers to the new duct bank.
- **Norman Y. Mineta San Jose International Airport**, San Jose, CA: In FY 2009, approximately \$5.1 million in ARRA funds were issued for phase two construction of the extension of Taxiway W (approximately 75 feet by 1,200 feet) at Norman Y. Mineta San Jose International Airport. The construction of the extension of Taxiway W is necessary to meet the requirements set forth by the FAA's RSAT to provide increased operational flexibility in the ground handling of aircraft.
- **Philadelphia International Airport**, Philadelphia, PA: In FY 2009, the FAA provided \$7.7 million to soundproof 149 homes for noise compatibility. The airport has an ongoing program to soundproof noncompatible residences in noise-impacted areas. Approximately 372 people will receive benefits from this noise compatibility grant. In addition, AIP funds in the amount of \$8.5 million were issued to assist with the reconstruction of Runway 9R/27L and the associated taxiways. Runway 9R/27L is critical in supporting long-haul international operations.

- **Piedmont Triad International Airport**, Greensboro, NC: The Piedmont Triad Airport Authority is constructing a new parallel runway, which is scheduled for early FY 2010. An LOI grant of \$10.5 million was issued in FY 2009. The total LOI funds committed to this project from FY 2002 to FY 2013 are \$108.5 million. In addition, a grant of \$8 million was issued in FY 2009 to extend Taxiway D. This taxiway is needed to allow for efficient operations associated with the new runway currently under construction.
- **Sacramento International Airport**, Sacramento, CA: In FY 2009, the FAA provided nearly \$9 million of AIP funding in the first grant under a \$59.9 million LOI to support the new Terminal Modernization Program. An additional \$603 million was approved for this project under the PFC Program. The Terminal Modernization Program consists of a 406,000-square-foot terminal building; a 316,000-square-foot airside concourse building with 19 aircraft gates; an automated people mover; vehicular roadway; and the related terminal apron, Remain-Over-Night (RON) apron, taxiways, lightning, and drainage facilities. The AIP funding is dedicated to the construction of the terminal, terminal apron, RON aprons, taxiways, lightning, and drainage facilities.
- **San Antonio International Airport**, San Antonio, TX: In FY 2009, the FAA provided \$7 million to provide sound insulation in residential units for noise compatibility. The airport has an ongoing program to install sound insulation features in homes impacted by aircraft noise. Approximately 345 people will receive benefits from this noise compatibility grant. Since its inception in 2003, approximately \$37 million in Federal funds have been used to mitigate over 1,500 people.
- **San Francisco Metropolitan Area Study**, San Francisco, CA: The San Francisco Bay Area Metropolitan Transportation Commission is sponsoring a study to examine aviation demand in the San Francisco metropolitan area. The study will address aviation demand trends, consider future capacity benefits of new air traffic control technologies, examine demand management strategies, and conduct a review of airport governance and institutions. The study will also assess availability of land for approach protection at general aviation airports. The study is supported through an FY 2007 AIP grant for \$585,000 and a second phase FY 2009 AIP grant of \$200,000. The following project deliverables were completed during FY 2009: baseline aviation activity forecasts, general aviation land use inventory, proposed alternative airport and reliever airport scenarios, and target analysis approach to evaluating alternative airport system scenarios. The study will continue through FY 2010.
- **San Diego International Airport**, San Diego, CA: The San Diego International Airport Authority is constructing a 10-gate expansion to Terminal Two West. The FAA awarded an FY 2009 AIP grant totaling \$31.4 million to construct a new apron in support of the terminal expansion and for relocation of RON parking positions. The AIP grant includes funding for the 10 aircraft parking positions needed for the terminal expansion, 10 new RON parking positions, and the associated access and

circulation taxilanes. The new RON positions will replace existing positions currently located north of Runway 9/27. Relocation of the RON positions will eliminate the need to tow RON aircraft across and provides more efficient aircraft towing routes that reduce taxiway congestion.

- **San Luis Obispo County Regional Airport**, San Luis Obispo, CA: In FY 2009, AIP funds in the amount of \$5.4 million were issued to provide Federal funding for phased construction of the terminal parking apron at the San Luis County Regional Airport. Construction of the terminal apron (approximately 35,000 square yards) is part of the overall terminal complex developments.
- **Seattle-Tacoma International Airport**, Seattle, WA: This multi-phased project consisted of the construction a third parallel runway (8,500 feet long and 150 feet wide) with 2,500 feet of separation from the furthest existing runway. Included in the FAA's original OEP, the primary purpose of constructing this third runway was to preserve capacity when low-visibility conditions occur. The new runway provides all-weather capability for two aircraft arrival streams. In FY 2009, the FAA provided \$19.4 million in LOI commitments. The runway was commissioned on November 20, 2008 at a total estimated cost of \$1.1 billion.
- **Washington Dulles International**, Dulles, VA: In FY 2009, the new north-south runway, approximately 9,400 feet long and 150 feet wide, was commissioned in November 2008. The FAA provided the fourth AIP grant for \$20 million for the construction of Runway 1L/19R. The total Federal commitment is \$200 million of a total estimated cost of \$389 million. The new Runway 1L/19R is identified in the FAA's original OEP as a capacity project with construction starting in FY 2006. This project adds a fourth runway to the airfield at this airport and due to adequate spacing, the new Runway 1L/19R provides the ability for dual independent simultaneous instrument approach capabilities in conjunction with the existing runways. This new configuration provides redundancy for the existing north-south parallel runways and similar capabilities in the event of a runway closure of either of the existing runways due to rehabilitation/maintenance, repairs, aircraft rescue and firefighting exercises, snow removal, or other reasons.

This page intentionally left blank.

## Chapter 9: Environmental Responsibilities

---

The FAA's Office of Airports assesses potential environmental impacts that may result from airport development projects at airports comprising the NPIAS<sup>32</sup>. The FAA must complete this assessment before it approves original airport layout plans or amendments to them financing for airport development projects at those airports. This evaluation of environmental impacts is based on requirements contained in the National Environmental Policy Act of 1969 (NEPA) and other Federal laws, regulations, and FAA orders that detail specific criteria to be used for protecting the human and natural environment.

The FAA Order 1050.1E, Environmental Impacts: Policies and Procedures, and the FAA Order 5050.4B, National Environmental Policy Act (NEPA) Implementing Instructions for Airport Actions, define the scope of environmental evaluations needed to comply with NEPA. A "Desk Reference for Airport Actions" provides information on how to apply other Federal environmental requirements beyond NEPA to proposed airport actions.<sup>33</sup> These documents address potential impacts to—among other environmental resources—noise, air quality, water quality, public recreation lands, wildlife refuges, prime or unique farmlands, hazardous materials, historical and archeological sites, endangered and threatened species, coastal zones, wetlands, and floodplains. This evaluation process provides the FAA, other Federal, State, and local agencies, and the public with a better understanding of potential environmental impacts associated with taking no action, the proposed project, and reasonable alternatives. The process also develops and discusses the measures needed to mitigate resulting adverse environmental impacts.

Although there is commonality among airport projects, the FAA determines the breadth of analysis for each project based on its nature. As a result, the FAA's environmental process is one that can vary greatly in complexity and duration. Based on the types of airport actions, the FAA's procedures identify the level of environmental review required:

- Limited review based on a predefined category of excluded projects, known as categorical exclusions;
- An environmental assessment (EA); and/or
- A detailed environmental impact statement (EIS).

The FAA first reviews the proposed project to determine if a categorical exclusion applies. These actions normally do not individually or cumulatively affect the quality of the human environment or a specially protected environmental resource such as endangered or threatened species, historical or archaeological properties, and parklands.

---

<sup>32</sup> [http://www.faa.gov/airports/planning\\_capacity/npias/reports/](http://www.faa.gov/airports/planning_capacity/npias/reports/).

<sup>33</sup> FAA Orders 1050.1E and 5050.4B are available online at:  
[http://www.faa.gov/regulations\\_policies/orders\\_notices/](http://www.faa.gov/regulations_policies/orders_notices/).

If this determination can be made and there are no extraordinary circumstances, there is no further need to analyze the project's effects on the environment.

If the project has the potential to significantly impact the environment, the airport sponsor will normally prepare an EA based on the requirements prescribed in FAA Orders 1050.1E and 5050.4B. If after reviewing the EA, the FAA determines the document meets the legal requirements and the project (including any identified mitigation) would not significantly affect environmental resources, the agency will adopt the EA and prepare a document known as a Finding of No Significant Impact (FONSI).

If after reviewing the EA, the FAA determines the project will significantly impact the environment, the agency must prepare an EIS. The EIS analyzes the severity of the impacts and evaluates measures that could reduce or eliminate adverse environmental effects in more detail than an EA. If the project normally requires an EIS or significant impacts are anticipated, the FAA may proceed directly into the EIS.

The EIS is a detailed study of the environmental effects the no action, proposed action, and reasonable alternatives would cause. The FAA selects and directs a consultant specializing in evaluating and assessing environmental impacts to help the FAA prepare the EIS. The FAA may use an EA that an airport sponsor prepares as the basis for further analyses in the EIS. The resulting EIS serves these purposes:

- Defines a proposed project's purpose and need;
- Describes the no action alternative, the proposed action, and the reasonable alternatives that will achieve that purpose and need;
- Identifies the environmental resources those actions (including the alternative the FAA selects as its preferred alternative) would affect;
- Discusses the measures the FAA will require to mitigate adverse identified environmental impacts;
- Includes public comments on these topics and the FAA's responses to those comments; and
- The list of persons who prepared the EIS and the documents supporting it.

Major EISs in progress or completed during FY 2009 include the following:

- Philadelphia International Airport (PA): reconfiguration and capacity enhancement project - in progress;
- Palm Beach International Airport (FL): proposed relocated and extended runway - in progress;
- Providence/T.F. Green Airport (RI): primary runway extension, RSA improvements and terminal area development - in progress;
- Fort Lauderdale/Hollywood International Airport (FL): proposed runway extension - completed;
- Mesquite Airport (NV) - relocated general aviation airport - in progress;
- Friedman Memorial Airport (ID): relocated general aviation airport - in progress; and
- Taos Regional Airport (NM): proposed new runway - in progress.

After completing the EIS, the FAA issues a Record of Decision (ROD). The ROD provides the approving FAA official's rationale for the decision made.

## 9.1 Streamlining the Environmental Review Process

Vision 100 contained a number of environmental provisions applicable to the AIP, notably, Title III, Subtitle A, the "Aviation Streamlining Approval Process Act of 2003." This provision directs the Secretary of Transportation to develop and implement an expedited and coordinated environmental review process for airport capacity enhancement projects at congested airports, aviation safety projects, and aviation security projects.

The FAA's Office of Airports continues to implement, where appropriate, an expedited and coordinated review process for airport development projects at congested airports as defined in Vision 100. Expedited and coordinated review processes are in place for several EISs currently underway, specifically for the Philadelphia International Airport. The coordinated review process was also utilized for the recently completed EIS for Fort Lauderdale International Airport.

In addition, the FAA's Office of Airports has formalized this coordinated review process in the FAA Order 5050.4B and other related environmental guidance documents. Since FY 2004, the FAA has filled 31 new positions specifically to support environmental reviews of airport projects. Eighteen of the positions are environmental specialists and 13 are environmental attorneys. The increased staff has greatly contributed to the FAA's ability to prepare and process increased EIS workloads and resolve environmental issues in a timely manner.

## 9.2 Changes to the FAA Environmental Guidance and Policies

Considerable outreach occurred over the last 2 years to assist airport sponsors and NEPA practitioners with Order 5050.4B (FAA's order that addresses NEPA implementing instructions for airport projects) and the companion Desk Reference with added emphasis on the coordinated review process and integration of the planning and environmental processes. Currently the FAA's Office of Airports is working with the FAA's Office of Policy, International Affairs and Environment in updating the agency's basic environmental Order 1050.1E, Environmental Impacts: Policies and Procedures. The current updates will focus on improvements to the FAA's agency-wide guidance for more efficient and effective performance of environmental reviews for the Next Generation Air Transportation System (NextGen) and other FAA actions.

## 9.3 High-Priority Transportation Projects

The goal of Executive Order 13274, Environmental Stewardship and Transportation Infrastructure Project Reviews, is to promote environmental stewardship and expedite

environmental reviews of high priority transportation projects. In 2003, the Secretary of Transportation selected the proposed airport expansion projects at the Los Angeles International and Philadelphia International, and in 2004 St. George Airport as three of the initial 13 airports designated high priority transportation projects under the Executive Order.

Of those three aviation projects, only the Philadelphia International Airport project remains active. The other projects were completed. The remaining project involves a proposed major airfield capacity enhancement program for the Philadelphia International Airport. An FAA multidisciplinary EIS team is working on this project utilizing a concurrent and streamlined environmental review process. Recent concerns over the financial feasibility of the proposed project have been resolved by the city of Philadelphia to the satisfaction of the FAA. A final EIS is expected to be issued by December 2010.



---

## Chapter 10: Noise and Air Quality Programs

### 10.1 Noise Compatibility

Under Title 14 CFR Part 150, Airport Noise Compatibility Planning,<sup>34</sup> the FAA continues to provide funding to airport sponsors to develop comprehensive programs to reduce noise and achieve compatible land uses in areas surrounding an airport. Part 150 prescribes the procedures, standards, and methodology governing the development, submission, and review of airport noise exposure maps and airport noise compatibility programs (NCPs). Since an approved NCP is a precondition to receiving AIP funds for most noise mitigation actions, most operators of airports where noise is a significant factor have engaged in some level of noise planning. They view the opportunity to conduct planning and mitigation with Federal funds as a means of fostering better relations with nearby communities.

By the end of FY 2009, 274 different airport sponsors chose to take part in the noise planning process, and most have already submitted noise exposure maps depicting the noise environment surrounding the airport. Of these, 255 have approved NCPs, and the FAA has approved 108 amendments to NCPs. In FY 2009, eight grants were awarded for new or updated noise studies, costing about \$3.7 million. Additionally, 60 grants totaling \$213 million were awarded for noise compatibility mitigation. These projects included the purchase of noise-impacted land adjacent to airports, soundproofing of residences and schools, and other efforts to reduce adverse impacts of noise, providing relief to 15,110 residents, students, and medical patients.

Many public agencies have applied for approval to collect PFCs, in part to provide more funding to improve airport land use compatibility. In FY 2009, PFC authority for noise planning and mitigation totaled almost \$12.2 million. Since the inception of the program in 1992, \$3.3 billion has been approved for collection.

PFC eligibility for noise compatibility projects differs from AIP eligibility. As noted, to be AIP eligible, a noise mitigation measure must, with few exceptions, be an approved noise compatibility measure in the FAA-approved Part 150 NCP. To be eligible for a PFC approval, a noise compatibility measure needs only to qualify for approval under a Part 150 NCP, whether or not the airport has undertaken the Part 150 study process. Even where an approved NCP is in place at that airport, PFCs can be used to fund a measure not included in the approved NCP, as long as the measure would qualify for approval.

---

<sup>34</sup> The FAA's Part 150 Airport Noise Compatibility Program was established under the Aviation Safety and Noise Abatement Act of 1979 (recodified at Title 49 U.S.C., section 47501 et seq.).

To implement provisions of the Airport Noise and Capacity Act of 1990 (ANCA, codified at Title 49 U.S.C., section 47521 et seq.), the FAA issued Title 14 CFR Part 161, Notice and Approval of Airport Noise and Access Restrictions, on September 25, 1991. Part 161 implements portions of the ANCA by setting up a national program for reviewing airport noise and access restrictions on Stage 2 and Stage 3 aircraft operations.<sup>35</sup> Part 161 also provides information about how airport operators may use the procedures for airport noise compatibility planning under 14 CFR Part 150 instead of the those described in Part 161 to provide notice and opportunities for public comment in proposing airport noise and access restrictions. The FAA has set up an interdisciplinary team to review airport noise and access restrictions. This team works informally with many airports across the country and provides guidance on compliance with ANCA, Part 161, and other pre-existing Federal laws governing airport access.

In FY 2009, the FAA issued a decision on the Burbank-Glendale-Pasadena Airport Authority's application for a full nighttime curfew at Bob Hope Airport, Burbank, California. The FAA team consulted with the public and other parties through the Federal Register, fully evaluated the application with respect to the six statutory conditions for approval, and determined the application and cost-benefit analysis did not meet all of the six statutory conditions for approval as set forth in Title 49 U.S.C., section 47524(c)(2). Because of this, the FAA disapproved the application. The Burbank Airport Authority is continuing to implement its sound attenuation program that has been in effect since the 1980s through the Part 150 study process. The FAA continues to work closely with both airport sponsors to ensure any proposed restriction meets Part 161 requirements and the requirements of other Federal law, including sponsor grant agreements.

With the passage of Vision 100 extensions, additional noise projects outside the Part 150 program became eligible for AIP grants in FY 2004. Section 160 of Vision 100 added section 47141 to Title 49 U.S.C. authorizing the Secretary of Transportation to issue grants from AIP noise set-aside funds. These noise funds are for States and units of local government for compatible land use planning and projects adjacent to large and medium hub airports that have neither submitted a noise compatibility program nor updated such a program within the preceding 10 years. In 2006, when Vision 100 was passed, 31 airports were identified as being large or medium hubs where State or local governments would be eligible to participate in this program.

In FY 2009, the city of Wood Dale and the village of Bensenville near Chicago O'Hare International Airport, respectively, received \$200,000 and \$800,000 in AIP grant funding under section 160. The FAA continues to advise eligible State and local governments through several venues, including national planning forums, planning magazines, and the FAA's Web site of this grant opportunity.

---

<sup>35</sup> Stage 2 and Stage 3 aircraft are those aircraft that meet certain noise levels and other prescribed requirements under Title 14 CFR Part 36, Noise Standards: Aircraft Type and Airworthiness Certification.

## 10.2 Voluntary Airport Low Emission (VALE) Program

The FAA VALE Program was authorized by Vision 100 and began in FY 2005. The program provides airport sponsors with funding through the AIP and PFC Program with emission credits to help meet airport responsibilities under the Clean Air Act (CAA), in support of State planning to meet national clean air standards.

The VALE Program is available to commercial service airports located in air quality nonattainment and maintenance areas, as designated by the U.S. Environmental Protection Agency (EPA). The goal of the program is to reduce ozone, particulates, carbon monoxide, and other major pollutants that are generated by airport stationary and mobile sources. Twenty-nine VALE projects are removing about 180 annual tons of smog-forming nitrogen oxides from the air, the equivalent of eliminating 9,400 cars and trucks from the road each year. These annual emission-reduction benefits will extend for at least 10 years.

Airport sponsors have financial and regulatory incentives under the VALE Program to make earlier and larger investments in low-emission technology. Project eligibility is limited to capital investments and the deployment of proven, cost-effective technology that is commercially available. Eligible technologies range from airport on-road vehicles and aeronautical ground support equipment to refueling and recharging stations, gate electrification, and other infrastructure improvements that lower emissions. The program emphasizes the use of domestic alternative fuels, which are well suited to airports because of centralized operations and safe sites for refueling and recharging stations.

The low-emission standards for the program are maintained in cooperation with the EPA and the Department of Energy. State governments also play an important role in the program by providing regulatory incentives in the form of “airport emission reduction credits.” Airport sponsors receive the State-issued credits for eligible VALE projects and may use the credits to meet future CAA requirements.

The VALE Program has grown steadily in response to airport interest. Between FY 2005 and FY 2009, airport sponsors have invested \$63 million in new low-emission technology as part of the VALE Program. Of this total, \$47 million was provided in Federal grants, of which \$31.4 million in grant activity occurred in FY 2009.

Information about the program is located on the FAA’s Web site.<sup>36</sup> The main guidance document is called the VALE Technical Report. It describes program requirements and outlines how airport sponsors should prepare a VALE project application.

---

<sup>36</sup> This information is located at: <http://www.faa.gov/airports/environmental/vale>.

This page intentionally left blank.

## Chapter 11: Disadvantaged Business Enterprise and Civil Rights Requirements

---

In FY 1999, DOT issued a revision to its disadvantaged business enterprise (DBE) regulations for contracting. Subsequently, the DOT revised the airport concession DBE regulations in FY 2005. These revisions require Federal affirmative action programs to be narrowly tailored to meet a strict scrutiny standard. A target of at least 10-percent participation specified in sections 47113 and 47107(e) of Title 49 U.S.C. for DBE participation in DOT-assisted contracts has been established. These contracts include those funded with AIP grants and airport concessions which continue as a national goal under the revised rules (Title 49 CFR Part 26, Participation by Disadvantaged Business Enterprises in Department of Transportation Financial Assistance Programs, and Title 49 CFR Part 23, Participation of Disadvantaged Business Enterprises in Airport Concessions). DBEs participating in an airport's concessions program are referred to as "Airport Concession Disadvantaged Business Enterprise" (ACDBE) under the revised DBE concessions rule.

Under Part 26, overall DBE goals must be based on demonstrable evidence of the relative availability of DBEs that are ready, willing, and able to participate in DOT-assisted contracts. Consequently, the FAA approved goals that were both lower and higher than 10 percent for DOT-assisted contract and airport concessions programs that reflected the relative availability of DBEs. In addition, DOT's DBE regulations do not penalize an airport sponsor merely for not achieving its overall DBE participation goal. Instead, the airport sponsor is required to use an approved process to establish the goal<sup>37</sup> and make good faith efforts to achieve this goal. If this is done, the airport sponsor is considered to have met the necessary requirements. The FAA applies similar principles to its airport concessions program. Additionally, under the airport concession DBE regulations issued in FY 2005, airport recipients are required to report two DBE concession goals, one for nonrental car concessions and the other for rental car concessions.

During FY 2009, DBEs received 12.4 percent of contract dollars awarded under the AIP. ACDBEs in nonrental car concessions produced 21.7 percent of the total gross receipts generated by all nonrental car concessions. ACDBEs in rental car concessions generated a total of 2.4 percent of the total gross receipts generated by all rental car concessions at primary airport locations.

During FY 2009, the FAA informally resolved five complaints filed under the Americans with Disabilities Act of 1990 or the Rehabilitation Act of 1973. At the beginning of FY 2009, there were three unresolved disability complaints, and the FAA received an additional three complaints during the year for a total of six complaints.

---

<sup>37</sup>Requirements for establishing a DBE goal are contained in Title 49 CFR Part 23, Participation of Disadvantaged Business Enterprises in Airport Concessions, and Title 49 CFR Part 26, Participation by Disadvantaged Business Enterprises in Department of Transportation Financial Assistance Programs.

Six complaints filed under Title VI of the Civil Rights Act of 1964 (Act) were informally resolved, and two were referred to the Equal Employment Opportunity Commission. This Act provides that no person in the United States will on the ground of race, color, or national origin, be excluded from participation in, be denied the benefits of, or be subjected to discrimination under any program or activity receiving Federal financial assistance. The number of unresolved Title VI complaints at the beginning of FY 2009 was four, and the FAA received 15 additional complaints during the fiscal year, for a total of 19 complaints. One new administrative complaint relating to noncompliance with AIP grant assurances pertaining to DBE requirements was filed in late FY 2008 and the Office of Airport Safety and Standards issued a Director's Determination in FY 2009 under Title 14 CFR Part 16, Rules of Practice for Federally Assisted Airport Enforcement Proceedings. Another Office of Airport Safety and Standard's Director's Determination was issued in FY 2009 for a Part 16 complaint that was filed in FY 2006. Both of these complaints were appealed in FY 2009 and were pending in the appeal process at the end of the fiscal year.

## Chapter 12: Passenger Facility Charge (PFC) Program

---

The Aviation Safety and Capacity Expansion Act of 1990 first authorized the PFC Program. The PFC Program statutory language is codified under Title 49 U.S.C., section 40117, and the FAA uses this authority to issue regulations for PFC collections under Title 14 CFR Part 158, Passenger Facility Charges.

Through the PFC Program, the FAA regulates and approves the collection of PFC fees, from air carrier passengers at commercial airports controlled by public agencies. Public agencies then use these fees to fund the FAA-approved projects that enhance safety, security, or capacity; reduce noise; or increase air carrier competition. The PFC Program provides an important additional source of capital for expansion and rehabilitation of the U.S. airport infrastructure. The PFC Program enables public agencies controlling commercial service airports, after receiving approval from the FAA, to charge enplaning passengers using the airport a \$1, \$2, \$3, \$4, or \$4.50 PFC.

PFC collections and AIP funds are complementary in the overall funding of airport improvements. The majority of PFC-approved projects are also AIP eligible. However, there is broader eligibility under the PFC Program for noise compatibility measures, terminal gates and related areas, and costs associated with debt financing. One major use of PFCs is as local “match” funds for AIP grants, particularly at nonhub primary airports.

Since its inception, Congress has made several statutory changes to the program. With the passage of AIR-21, it modified the program by raising the maximum PFC limit to \$4.50. In addition, Congress included a mandate in Vision 100 for the FAA to develop a nonhub pilot program to streamline the application process. To date, almost all nonhub notices have taken 30 or fewer days to process, enabling these nonhub airports to start collections earlier.

Within the FAA, the Office of Airports administers the PFC Program. Although authority to approve other PFC applications was delegated to regional staff in FY 1997, headquarters staff issues any controversial or precedent-setting PFC decisions. However, regional input is vital to headquarters staff for approval of collections and use of PFCs for such decisions.

The FAA headquarters and regional personnel work together to ensure PFC collections meet the following conditions:

- Projects proposed for PFC funding meet statutory objectives and eligibility requirements and are adequately justified;
- PFC revenues do not exceed allowable project costs;
- The PFC collection process is reasonable and nondiscriminatory; and
- The public agency conforms to other requirements and assurances in PFC regulation.

In addition, headquarters and regional staff ensure PFC information is coordinated with other airport users, as well as with the air carriers at airports participating in the PFC Program. The FAA also coordinates with the DOT's Office of the General Counsel to ensure air carriers correctly remit PFC collections to public agencies.

In FY 2009, the FAA approved or partially approved 95 applications for PFC collections at 89 locations, of which five were new locations. PFC collections enabled by these and earlier approvals have made significant contributions to major capacity, safety, and security projects described earlier in this report. In FY 2009, the FAA approved PFC collections, totaling approximately \$7.1 billion, including these at the following airports:

- Phoenix Sky Harbor International Airport, Phoenix, AZ (\$1,858,636,000);
- George Bush Intercontinental Airport, Houston, TX (\$1,372,445,143);
- Lambert-St. Louis International Airport, St. Louis, MO (\$783,625,492);
- Sacramento International Airport, Sacramento, CA (\$603,497,524);
- Chicago Midway International Airport, Chicago, IL (\$501,933,168); and
- Chicago O'Hare International Airport, Chicago, IL (\$231,690,213).

In CY 2009, public agencies collected PFCs totaling \$2.58 billion (see Appendix E: Comparisons of the AIP to the PFC).

As of September 30, 2009, 378 locations had been approved for PFCs since the program's inception in 1991 and collections were occurring at 347 locations. Since 1991, the FAA has authorized PFC collections totaling approximately \$70.3 billion.<sup>38</sup>

Ninety-nine percent of all large and medium hub airports were approved to collect PFCs as of the end of the fiscal year, while 82 percent of all small hub and nonhub primary airports were collecting PFCs. The simplified nonhub pilot program (NHPP) PFC process has encouraged expanded participation among airports in this classification. Specifically, under NHPP, as of September 20, 2009, the FAA approved 242 applications at 158 airport locations. Participation in the PFC Program decreased sharply at the level of nonprimary commercial service airports, with only 26 percent of these airports collecting PFCs as of the end of FY 2009. This category of airports has low passenger volume; the revenue generated may not offset the cost associated with implementing a PFC Program.

---

<sup>38</sup>A complete listing of all PFC approved locations, collections, and expiration dates is available online at: <http://www.faa.gov/airports/pfc/>.



## Chapter 13: Pilot Programs and Special Funding

---

### 13.1 Airport Privatization Pilot Program

The Airport Privatization Pilot Program authorizes the FAA to exempt up to five airports from certain Federal requirements pertaining to the use of airport revenue. Airports participating in the program may be exempt from requirements to repay Federal grants, to return property acquired with Federal assistance, and to use the sale or lease proceeds for airport improvements only.

Of the five airport slots authorized by the legislation, the following options and limitations apply:

- general aviation airports can be leased or sold and any other type of airport can only be leased, and
- only one large hub primary airport can participate in the program.

On October 8, 2008, the city of Chicago selected Midway Investment and Development Company (MIDCo) to operate the Chicago Midway Airport under a 99-year lease. MIDCo is a consortium of Vancouver Airport Services Ltd., Citigroup, and John Hancock Insurance Company. MIDCo agreed to pay the city an initial payment of \$2.5 billion for the right to lease the airport. By May 2009, MIDCo had withdrawn its offer when it failed to secure financing due to the financial downturn in capital markets. The FAA gave the city an extension until April 30, 2010 to submit a new timetable for completing the project. Chicago Midway Airport is the first and only large hub airport to participate in the pilot program.<sup>39</sup>

The city of New Orleans submitted an application for Louis Armstrong New Orleans International Airport, a medium hub airport, late in the fiscal year. On September 8, 2009, the FAA accepted the preliminary application for further review. The FAA's acceptance permits the city to select a private operator, negotiate an agreement, and submit a final application for participation in the program.

At the end of FY 2009, three slots remained available for applicants to the program.

### 13.2 Safety Management Systems (SMS)

The FAA supports the International Civil Aviation Organization's (ICAO) initiative to implement safety management systems (SMS) for airport operators in accordance with adopted amendments to Annex 14, Aerodromes, of the Convention on International Civil Aviation. An SMS is a systematic approach to managing safety. It also provides processes for the proactive identification and mitigation of risks. The SMS provides airport management with a detailed roadmap for monitoring safety.

---

<sup>39</sup> Please note that this text reflects the status of the program as of the end of FY 2009.

Since 2007, the FAA has initiated numerous pilot studies to evaluate the development of SMS at a variety of certificated airports. Under the studies, participating airports reviewed existing safety standards to determine if they met the intent of typical SMS requirements. They then developed SMS manuals and implementation plans based on these gaps. More than 25 certificated airports of varying size and operations have participated in the studies, with a majority requesting and receiving Federal financial assistance through the AIP. Overall the FAA has awarded around \$3.7 million in AIP funding since FY 2007 towards these pilot studies to develop SMS manuals and implementation plans. The development of the SMS manuals will enable these sponsors to implement the procedures to proactively identify hazards and mitigate risks in their operations.

### 13.3 Localizer Performance with Vertical (LPV) Guidance Surveys

WAAS enabled vertically guided approach procedures are referred to as Localizer Performance with Vertical (LPV) Guidance approaches and provide ILS equivalent approach minimums as low as 200 feet at qualifying airports. Actual minimums are based on an airport's current infrastructure, as well as an evaluation of any existing obstructions. The FAA plans to publish 500 WAAS approach procedures per year to provide service to all qualifying instrument runways within the U.S. national airspace system.

WAAS offers an opportunity for airports to gain ILS-like approach capability without the purchase or installation of any ground-based navigation equipment at the airport.<sup>40</sup> By the end of FY 2009, there were nearly 1,800 published WAAS-based LPV approaches at nearly 900 airports across the United States. These approaches can provide minimums as low as 200 feet above touchdown and 0.5 mile visibility at qualifying airports.

In FY 2009, \$4 million of AIP funds were allocated for 10 runway ends' surveys in Alaska and 90 runway ends within the continental United States under State system plans, master plans, and individual airport grants. Out of the 108 surveys, 89 were performed at general aviation airports, 13 at commercial service airports, and 6 at reliever airports.

### 13.4 Airport Cooperative Research Program (ACRP)

The ACRP was funded at \$15 million in FY 2009. The objective of the ACRP is to carry out applied research on problems that are shared by airport operators and are too difficult for individual airports to solve on their own. Additionally, the ACRP studies issues that are not being adequately addressed by existing Federal research programs. The ACRP undertakes research in a variety of airport subject areas, including planning, safety, environment, design, construction, maintenance, security, policy, human resources, administration, and operations.

---

<sup>40</sup> See the brochure titled "Maximizing Airport Operations Using the Wide Area Augmentation System (WAAS)" for a more detailed explanation of the benefits of implement these approaches.

Congress established the ACRP through the Vision 100-Century of Aviation Reauthorization Act of 2003. As called for in Vision 100, a Memorandum of Agreement was developed to provide organizational guidance to three main entities that fund, administer, and oversee the ACRP. The FAA funds the program. The National Academies, acting through its Transportation Research Board (TRB), administers the program. The ACRP Oversight Committee (AOC), an independent governing board comprised of airport managers and other aviation officials appointed by the Secretary of Transportation, selects all of the program's projects. As a member of the AOC, the FAA ensures there is no duplication between ACRP and other AIP-funded research, such as the Airport Technology Research and Development Program.

In FY 2009, the AOC reviewed over 240 project ideas submitted by the airport industry and selected 52 for initiation. The ACRP published a total of 28 project reports in FY 2009. The TRB makes available a complete listing of all ACRP research projects and results, free of charge, on the ACRP Web site.<sup>41</sup>

---

<sup>41</sup> This information is available at: <http://www.trb.org/ACRP/Public/ACRP.aspx>.

## Chapter 14: Land Use Compliance

---

Section 737 of AIR-21, now codified in Title 49 U.S.C., section 47131, requires the annual compilation of the Land Use Compliance Report.<sup>42</sup> This report provides a detailed statement listing airports the Secretary of Transportation believes does not comply with Federal grant assurances or other Federal land use requirements with respect to airport lands. The report is to include the circumstances of such noncompliance, the timelines for corrective action, and the corrective action the Secretary intends to take to bring the airport sponsor into compliance.

In response to this requirement, the FAA has prepared the Land Use Compliance Report for FY 2009 and included it as Appendix H. This appendix lists airport sponsors that at the end of FY 2009, the FAA is investigating or working with to resolve a land use compliance issue and where corrective actions have been requested or are under way.<sup>43</sup> Inclusion in the report does not mean an airport sponsor has been found to be in noncompliance. The list also includes airports identified in previous years but where resolution is still in progress.

In monitoring airport sponsor compliance with land use requirements, the FAA relies in part on inspections of selected airports. This inspection program serves as a compliance oversight and surveillance tool pertaining to airport land use subject to Federal obligations.

The FAA has developed and implemented guidance related to the methodology and procedures to be used when conducting land use inspections, including (1) airport selection criteria, (2) data gathering, (3) pre-inspection procedures, (4) on-site inspection procedures, and (5) corrective actions. The purpose of land use inspections is to ascertain the airport sponsor's compliance with the terms of applicable Federal obligations incurred through grant agreements, surplus property, and nonsurplus property conveyances dealing specifically with the use of airport property. The FAA also uses this inspection program to promote standardized reporting formats and completeness of land use records and to provide supporting data for potential compliance determinations, both informal and formal. The results of these inspections, including those conducted in FY 2009, are the basis of the Land Use Compliance Report.

---

<sup>42</sup> See Title 49 U.S.C., section 47131(a)(5).

<sup>43</sup> Section 47131(b) does not require the FAA to make a final agency determination on a compliance matter in order to list an airport in the Land Use Compliance Report.

Finally, throughout FY 2009, the FAA monitored airport sponsors' compliance with Federal grant assurances and other Federal land use requirements with respect to airport land. Through the Airport Compliance Program, the FAA worked with airport sponsors to resolve violations of land use requirements. At the end of FY 2009, there were 38 airport sponsors undertaking corrective action and 4 airport sponsors found in noncompliance. The FAA also worked with another 14 airport sponsors during the fiscal year and brought them into compliance with their grant assurances.

Additional compliance activity highlights in FY 2009 included:

- Two financial reviews were conducted on the use of airport revenues by San Diego International and Fort Lauderdale-Hollywood International Airports.
- On September 30, 2009, the FAA's Office of Airports, Director of the Airport Compliance and Field Operations Division, issued FAA Order 5190.6B (FAA Airport Compliance Manual). This order updates a prior FAA order and sets forth policies and procedures for the FAA Airport Compliance Program. It provides basic guidance for FAA personnel in interpreting and administering the various continuing commitments airport owners make to the United States as a condition for the grant of Federal funds or the conveyance of Federal property for airport purposes. The order discusses the obligations set forth in the standard airport sponsor assurances, addresses the application of the assurances in the operation of public-use airports, and facilitates interpretation of the assurances by FAA personnel.

## Chapter 15: Performance Measurement

---

The FAA sets its goals and reports on performance in the FAA's Flight Plan.<sup>44</sup> The Flight Plan is a multiyear strategic effort, setting a course for the FAA through 2013. This strategic plan is tied directly to agency funding and is updated each year. The plan includes outcome-based performance goals with measures and targets for four goals:

- Increased Safety — Achieve the lowest possible accident rate and constantly improve safety;
- Greater Capacity — Work with local governments and airspace users to provide increased capacity in the U.S. airspace system that reduces congestion and meets projected demand in an environmentally sound manner;
- International Leadership — Increase the safety and capacity of the global civil aerospace system in an environmentally sound manner; and
- Organizational Excellence — Ensure the success of the FAA's mission through stronger leadership, a better-trained and safer workforce, enhanced cost-control measures, and improved decision-making based on reliable data.

The FAA's Office of Airports' Business Plan was developed to achieve the strategic goals and objectives of the FAA's Flight Plan. The FAA's Office of Airports' Business Plan has a strong alignment to the Flight Plan, clear and measurable activity targets, and realistic milestones. In 2009, this business plan demonstrated effective coordination with outcome-based performance goals with measures and targets for each of the Flight Plan's four goals.

### 15.1 Increased Safety

The FAA has an important long term goal to improve 100 percent of RSAs at 14 CFR Part 139 certificated airports to meet, to the extent practical, standards by 2015. In FY 2009, the FAA continued to make progress and completed improvements for 28 priority runways, exceeding the FAA's Office of Airports FY 2009 Business Plan goal of improving at least 26 priority RSAs. Additionally, four Engineered Materials Arresting System (EMAS) installations were completed in FY 2009 and increased use of EMAS. The FAA also granted approximately \$211.7 million in AIP funds for RSA improvements for the remaining 154 priority runways, including 34 that will be completed in FY 2010.

Nationwide airports continued to install EMAS in RSAs where it was not possible to acquire enough land for the 1,000-foot standard RSA. EMAS is a relatively recent technology of crushable material placed at the end of a runway and designed to absorb the forward momentum of an aircraft. The FAA worked closely with the EMAS manufacturer and airport sponsors to plan for EMAS installations where land

---

<sup>44</sup>The current edition of the FAA's Flight Plan, 2009–2013, is available online at: [http://www.faa.gov/about/plans\\_reports/](http://www.faa.gov/about/plans_reports/).

coverage off the ends of the runway is constrained and a conventional RSA is not practicable. Since EMAS installations started in 1996, five aircraft overruns were mitigated by EMAS applications, a 100-percent success rate through FY 2009.

Reducing the number of runway incursions<sup>45</sup> is another major the FAA safety goal. In FY 2009, the FAA's Office of Airports supported this goal by striving to have 194 or less runway incursions involving vehicle or pedestrians, known as V/PDs, at airports with the FAA air traffic control tower (approximately 512 towers). Both the FAA and the airport community focused on controlling V/PDs throughout the year. These actions resulted in 187 V/PDs, which was below the target.

Many safety projects the FAA funded in FY 2009 support these efforts to reduce runway incursions, including some discretionary-funded safety projects solely intended to reduce runway incursions (such as enhanced runway marking and lighting and pavement reconfiguration). The FAA's RSATs established at individual airports recommended these projects. In FY 2009, the FAA issued 30 AIP grants, totaling approximately \$39.4 million in support of RSAT recommendations.

In addition, two safety programs launched in FY 2008 continued to be funded by the AIP and contributed to greater safety in FY 2009: LPV and SMS, both of which are detailed in Chapter 13: Pilot Programs and Special Funding.

To promote safety, the FAA's Office of Airports has focused contract and staff resources on updating standards contained in ACs. Many AIP-funded projects must comply with the safety standards contained in the ACs. In FY 2009, the FAA updated 20 ACs. As a result of these efforts, the average age of all ACs has dropped from 13.5 years in FY 2002 to 3.8 years in FY 2009. This is significant progress on the FAA's Office of Airports safety and standards long-term goal of reducing the average age of more than 100 ACs to less than 5 years.

During FY 2009, the FAA's Office of Airports continued efforts on two research programs: the Airport Technology Research and the ACRP. The Airport Technology Research was authorized approximately \$19.3 million in funding in FY 2009. This research is conducted at the FAA's Technical Center in Atlantic City, NJ, in the areas of airport planning and design, airport lighting and marking, runway safety, wildlife hazard mitigation near airports, aircraft rescue and firefighting, and pavement design and construction. The results of the research are used to update ACs and equipment specifications to provide guidance to airport sponsors and consultants. The ACRP is discussed in Chapter 13: Pilot Programs and Special Funding.

Finally, the FAA's Office of Airports continued to use AIP funds to increase safety and access to rural airports in Alaska. To achieve these goals in FY 2009, the FAA issued \$47.9 million in AIP funds to three rural locations. These funds kept the FAA on target

---

<sup>45</sup> A runway incursion is defined as any occurrence in the airport runway environment involving an aircraft, vehicle, person, or object on the ground that creates a collision hazard or results in a loss of required separation with an aircraft taking off, intending to take off, landing, or intending to land.

to meet the long term FY 2010 goal of bringing 20 substandard Alaskan airports up to the FAA's lighting standards to provide at a minimum safe 24-hour VFR access by essential medical emergency aircraft. In FY 2009, the total number of airports that have been funded to meet this target was 20.

The FAA's Office of Airports also provided leadership in the Airport Obstruction Standby Committee (AOSC). The One Engine Inoperable (OEI) pilot program, which is related to the departure performance of an aircraft with one engine not operating, was completed in January 2009 with the report planned to be presented to the AOSC steering group and the FAA Administrator in March 2010.

## 15.2 Greater Capacity

The original OEP, which was established in FY 2000, focused on increasing the capacity of the national airspace by 30 percent and consolidated information about capacity enhancements into one document. The forecasted and actual benefits of these activities were measured annually, and analysis shows the FAA will achieve the original goal by 2013. In 2007, the FAA expanded the scope of the existing OEP to include the FAA's commitments to integrate and implement the new air transportation system (NextGen).<sup>46</sup> The plan is now known as the Operational Evolution Partnership (OEP), and it identified 35 commercial airports (30 large hub airports and 5 medium hub airports) that account for the majority of the scheduled passenger enplanements in the country. Additionally, in FY 2008, the OEP identified<sup>47</sup> 15 metropolitan areas to promote regional planning, monitor aviation infrastructure investment, and identify additional airports with potential to accommodate future demand. In CY 2007, 73 percent of all U.S. enplanements occurred at these airports. The OEP supports DOT's "National Strategy to Reduce Congestion on America's Transportation Network," and the FAA's Office of Airports regularly reports to DOT on related congestion reductions in the airspace system.

From FY 2000 through 2009, 15 new runways, 3 taxiways, 2 airfield reconfigurations, and 1 runway extension at OEP airports were opened at 35 OEP airports providing these airports with the potential to accommodate 1.9 million more annual operations, decreasing average delay per operation at these airports by about 5 minutes. The total cost of these 21 new runways, taxiways, and airfield configurations was approximately \$8 billion with \$2.8 billion in AIP funding.

Another means of improving safety and decreasing delays at a busy airport is through the construction of taxiways. These taxiways provide one alternative to having aircraft cross an active runway.

---

<sup>46</sup> The OEP is available online at:

[http://www.faa.gov/about/office\\_org/headquarters\\_offices/ato/publications/nextgenplan/0608/](http://www.faa.gov/about/office_org/headquarters_offices/ato/publications/nextgenplan/0608/).

<sup>47</sup> See "Capacity Needs of the National Airspace System – Fact 2" report available at:

<http://www.faa.gov/airports/resources/publications/reports/#capacity>.



In FY 2003, the FAA Administrator requested the FAA's Office of Airports to further study the long term capacity of the aviation system to ensure it matched forecasts of demand. The FAA issued a report in June 2004 entitled, "Capacity Needs in the National Airspace System (FACT 1)."<sup>48</sup> It identified airports and/or metropolitan areas that were not expected to meet projected aviation demands in 2003, 2013, and 2020 (using 2003 data as the baseline).

This study was updated with new modeling data, findings from airport visits, current demand forecasts, and agency plans contained in the original OEP. It was also updated to align the periods analyzed with the work being done as part of the NextGen by the Joint Planning and Development Office. The updated report, entitled "Capacity Needs in the National Airspace System (2008 - 2025): An Analysis of Airports and Metropolitan Area Demand and Operational Capacity in the Future (FACT 2)," was released in May 2008.<sup>49</sup>

Based on next steps identified in the Capacity Needs in the National Airspace System (2008-2025): An Analysis of Airports and Metropolitan Area Demand and Operational Capacity in the Future (FACT 2) report, the FACT team worked with airports and local communities to develop toolboxes. One additional airport toolbox was completed in FY 2009 for a total of 10 airports.

In addition, the FACT team developed airport action plans in FY 2009 for nine airports. The airport actions plans incorporate information and actions needed for the implementation of toolbox initiatives previously developed. The FACT has also begun coordination with the NextGen Implementation and Integration Office for the development of items in the toolbox that are NextGen related.

To further support capacity enhancements, the FAA's Office of Airports also distributed AIP funds for a regional study in the San Francisco metropolitan area to study regional capacity issues. The study is being completed over several fiscal years and the sponsor of this study met their respective performance targets and deliverables during FY 2009.

### 15.3 International Leadership

The FAA's Office of Airports continued to participate in international activities in FY 2009. Both headquarters and regional the FAA personnel responded to requests for technical assistance from foreign countries to help improve their programs for airport safety, certification, and inspection.

The Acting Associate Administrator for Airports participated in the North America/Europe Airport Conference in Poznań, Poland, the North America/Central Europe Airport Issues Conference in Dubronik, Croatia, and the International Transport Forum in Leipzig, Germany.

---

<sup>48</sup> The Capacity Needs in the National Airspace System Report is available online at: <http://www.faa.gov/airports/resources/publications/reports/>.

<sup>49</sup> See <http://www.faa.gov/airports/resources/publications/reports/#capacity>.

The Director of Airport Planning and Programming participated in the United States-China Aviation Summit in Beijing in April 2009.

The Deputy Director of Airport Safety and Standards conducted Runway Safety Seminar in Bangkok in April in cooperation with ICAO, the Runway Safety Office, and Flight Standards.

The Deputy Director of Airport Safety and Standards attended Eurocontrol meetings in Brussels, Vienna, and Rome along with representatives of the FAA's Air Traffic Organization to harmonize airport research and development activities.

The Deputy Director of Airport Safety and Standards attended the ICAO Directors General Civil Aviation Asia Pacific meeting in Malaysia in November 2008 and made presentations on Airport Safety Management Systems, runway safety, and wildlife hazard mitigation.

The Deputy Director of Airport Safety and Standards attended the Eleventh Meeting of Civil Aviation Authorities of the South American Region in Santiago, Chile, and made presentations on airport certification, improvement of runway safety areas, and mitigation of wildlife hazards.

The Director of Airport Safety and Standards attended the Asia Pacific Economic Committee in Singapore and made presentations on the importance of improving airport safety and implementing safety management systems.

Also in FY 2009, the FAA's Office of Airports, Safety and Standards staff supported ICAO and several ICAO panel and work groups including:

- A certification specialist was assigned for temporary duty to the ICAO Bangkok office for one year. During this period, he visited developing countries in the Asia-Pacific Region and provided training on airport certification, airport inspection, and runway safety;
- Staff attended the Aerodrome Panel meeting in Montreal and provided presentations on U.S. proposals for amending ICAO Annex 14 to improve airport safety;
- Staff attended the Visual Aids Panel in Montreal and presented U.S. proposals for ICAO to consider adopting the enhanced taxiway centerline marking and runway status lights;
- Staff attended the Heliport Working Group in Paris that is working on updating lighting standards for heliports;
- Staff attended the ICAO Aircraft Rescue and Firefighting Working Group meeting in Montreal that is considering new technology for improving ARFF capability;
- Staff attended the airport emergency drill in Singapore in October 2008 and provided comments and a critique of the exercise;

- Staff attended the Airport and Operations Working Group (ICAO Aerodrome Panel) meeting in November 2008 considered airport design changes to accommodate changes in aircraft geometric design.
- Staff attended the Visual Aids Workgroup meeting in Osaka, Japan in September 2009 that is continuing discussions of potential amendments to Annex 14 including further discussions of runway status lights;
- Staff attended the Friction Work Group meeting in Paris in September 2009 that is considering new technology for measuring and standardizing runway friction measurements;
- Staff attended the Grupo Regional de Planificacion y Eleccion Central America Region/South American Region (regional Group of Planning and Implementation) meeting in Costa Rica. This group considers methods for improving airport and runway safety in the region;
- Staff attended the Caribbean Working Group meeting in Antigua and made presentation on airport and runway safety. They also discussed opportunities for the FAA to provide technical assistance in the region; and
- Staff organized and conducted a well attended pavement seminar in Guiana.

## 15.4 Organizational Excellence

By establishing organizational excellence goals, the FAA develops initiatives to ensure the success of the FAA's mission through stronger leadership, a better-trained and safer workforce, enhanced cost-control measures, and improved decision making based on reliable data. In FY 2009, the FAA's Office of Airports supported these goals by continuing to make improvements in all of its management and organizational processes, including the AIP.

In FY 2009, the FAA's Office of Airports continued to carry out its national goal of providing relief to those impacted by the airport environment by reducing their level of noise exposure to a day-night average sound level<sup>50</sup> of less than 65 decibels. These noise compatibility projects were funded through AIP. In FY 2009, the FAA issued 60 AIP grants totaling \$213 million in AIP funding in support of noise compatibility projects. The FAA's Office of Airports remained on track to meet its long term target of benefiting 20,000 persons per year based on a rolling 5-year average. In FY 2009, the total persons estimated to benefit from noise compatibility projects were 15,110.

Historically, approximately two-thirds of AIP funds other than those for noise mitigation are expended on infrastructure development of airside facilities and, more specifically, on runways, taxiways, aprons including lighting, as well as safety, and standards projects. To effectively expend funds to maintain pavement integrity, it is important that projects be accomplished before extensive damage due to normal wear and tear and climatic conditions require more extensive reconstruction (versus rehabilitation). Accordingly,

---

<sup>50</sup> The day-night average sound level means the 24-hour average sound level, in decibels, for the period from midnight to midnight, obtained after the addition of 10 decibels to sound levels for the period between midnight and 7 a.m. and between 10 p.m. and midnight, local time.

the FAA's Office of Airports maintains and monitors a database of runway pavement conditions at all NPIAS and commercial service airports to assure that a minimum level of pavement condition is being maintained. Our established goal is to assure that 98 percent of all runways at airports in the NPIAS are maintained in good or fair condition. In FY 2009, actual field surveys affirmed that 97 percent of runways at NPIAS airports and 98.1 percent of runways at commercial service airports met these criteria.

In FY 2009, the FAA's Office of Airports fully implemented its new AIP financial performance metric focused on the conversion rate of aviation trust fund dollars into airport infrastructure improvements. The FY 2009 Office of Airports' Business Plan identified this new performance metric as an AIP management and oversight goal and a core business function.

## **Chapter 16: American Recovery and Reinvestment Act of 2009 (ARRA)**

---

The American Recovery and Reinvestment Act of 2009 (ARRA) was signed into law by President Obama on February 17th, 2009. The ARRA was an unprecedented effort to jumpstart the economy, create or save millions of jobs, and put a down payment on addressing long-neglected challenges so the country can thrive in the 21st century. The ARRA was an extraordinary response to a crisis unlike any since the Great Depression and included measures to modernize our nation's transportation infrastructure.

The ARRA specifically included \$1.3 billion for projects and programs administered by FAA. These programs protect and promote jobs through construction projects at airports and investments in FAA's air traffic control infrastructure. Funding was provided for:

Facilities & Equipment: \$200 million was used to make improvements to power systems, air route traffic control centers, air traffic control towers, terminal radar approach control facilities, and navigation and landing equipment.

Grants-in-Aid for Airports (AIP): \$1.1 billion for discretionary grants to airports with priority given to those projects that can be completed within 2 years.

The law was geared for performance and unprecedented transparency. FAA quickly awarded the designated funds on competitive grants. All funding is monitored by the Department of Transportation's Inspector General. Announcements of grants were posted on [www.recovery.gov](http://www.recovery.gov) to ensure transparency.

In keeping with legislative intent, the FAA directed ARRA funding to the highest priority projects that were "Ready-to-Go" to construction quickly to preserve and create jobs and promote economic recovery. The priority was based upon the FAA's longstanding and audit tested national priority rating system. "Ready-to-Go" was based on projects that had, among other things, an environmental determination and design complete prior to grant offer, were based upon a competitive bid, and would have a construction Notice to Proceed issued within 30 days of grant offer.

The FAA is a member of the DOT Tiger Team that developed DOT-wide processes and procedures to facilitate the successful implementation of the ARRA requirements. The FAA began issuing development grants soon after enactment of the legislation.

## 16.1 ARRA Highlights for Airports

Additional ARRA highlights in FY 2009 included:

- Awarded 321 grants funding a total of 355 projects. Grants were awarded to airports in all 50 states as well as Puerto Rico and Guam;
- Exceeded the requirement of awarding 50 percent of total funds (\$550 million) within 120 days of ARRA passage. By June 17, 2009, the FAA awarded \$714 million, or 65 percent;
- Awarded 97 percent of the available funding by September 25, 2009. The remaining 3 percent of available funding was under grant by December 31, 2009;
- Grant recipients have expended a total of \$178.9 million by September 2009 on work completed; and
- Created 4,141 jobs with grant recipients reporting over 2.1 million job hours through funded ARRA projects.<sup>51</sup>

**Table 7: ARRA Funding Distribution Summary for FY 2009<sup>52</sup>**

	<b>Number of Grants Awarded</b>	<b>Percent of Total Grants</b>	<b>Obligated Amounts (Millions)</b>	<b>Percent of Total Obligated Amounts</b>
Primary	161	50%	703.1	65%
Nonprimary Commercial Service	17	5%	51.2	5%
Relievers	27	8%	73.4	7%
General Aviation	93	29%	202.5	19%
State Block Grants (Nonprimary)	20	6%	40.0	4%
Other	3	1%	17.1	2%
<b>Total:</b>	<b>321</b>	<b>100.0%</b>	<b>\$1,087.2</b>	<b>100.0%</b>

<sup>51</sup> As reported by grant recipients on [www.federalreporting.gov](http://www.federalreporting.gov) for the fourth quarter of FY 2009.

<sup>52</sup> Subtotals and totals may not add up exactly due to rounding.

**Table 8: ARRA Funding Distribution by Project Type for FY 2009<sup>53</sup>**

	Number of Grants Awarded	Percent of Total Grants	Obligated Amounts (Millions)	Percent of Total Obligated Amounts
Runway	132	41%	475.7	44%
Taxiway	66	21%	191.7	18%
Apron	39	12%	170.7	16%
Terminal Building	22	7%	84.9	8%
New Airport	3	1%	32.8	3%
Construct Building (Nonterminal)	8	2%	25.1	2%
Equipment	14	4%	17.2	2%
Runway Safety Area	3	1%	4.5	0%
Other	12	4%	29.9	3%
State Block Grant	22	7%	54.5	5%
<b>Total:</b>	<b>321</b>	<b>100.0%</b>	<b>\$1,087.2</b>	<b>100.0%</b>

## 16.2 Airport Benefits from Alternative Minimum Tax (AMT) Provision of ARRA

ARRA provided airport debt relief through the temporary suspension of the Alternative Minimum Tax (AMT) on private activity bonds and through an interest rebate through Build America Bonds. The AMT relief provision has resulted in a reduction in financing costs to airports that have been redirected toward development costs over the long term.

**Table 9: List of ARRA Grants Awarded FY 2009**

State	City	Site Name	Grant Number	Description of Grant	Total
AK	Akiachak	Akiachak (Proposed GA)	3-02-0461-001-2009	Construct New Airport [phase 1 (ARRA funded)]	13,953,325
AK	Allakaket	Allakaket	3-02-0009-005-2009	Rehabilitate Runway [ARRA funded] - 05/23	10,000,000
AK	Anchorage	Merrill Field	3-02-0015-046-2009	Rehabilitate Apron [Apron Rehabilitation - ARRA Funded]	1,866,000
AK	Anchorage	Merrill Field	3-02-0015-048-2009	Rehabilitate Taxiway [Rehabilitate Taxiway Quebec - Phase 1 (ARRA funded)]	3,680,000

<sup>53</sup> Subtotals and totals may not add up exactly due to rounding.

State	City	Site Name	Grant Number	Description of Grant	Total
AK	Anchorage	Ted Stevens Anchorage International	3-02-0016-121-2009	Rehabilitate Apron [Gate N8 Apron Rehabilitation (ARRA funded)]	2,094,846
AK	Fairbanks	Fairbanks International	3-02-0096-037-2009	Acquire Safety Equipment and/or Fencing [Access Control(ARRA funded)]	3,500,000
AK	Fort Yukon	Fort Yukon	3-02-0100-003-2009	Rehabilitate Runway [phase 1(ARRA funded)] - 04/22	13,659,708
AK	Huslia	Huslia	3-02-0128-005-2009	Rehabilitate Runway [phase 1 (ARRA funded)] - 03/21	7,000,000
AK	Kenai	Kenai Municipal	3-02-0142-043-2009	Rehabilitate Apron [Apron Rehabilitation - 2009 ARRA Funded]	2,888,253
AK	King Salmon	King Salmon	3-02-0148-011-2009	Rehabilitate Apron [Rehabilitate Apron (LOC) (ARRA funded)]	8,454,220
AK	Ouzinkie	Ouzinkie (Proposed GA)	3-02-0480-001-2009	Construct New Airport [Phase 1 (To include SREB) (ARRA funded)]	14,707,949
IA	Iowa City	Iowa City Municipal	3-19-0047-019-2009	Rehabilitate Runway [Phase 2] - 12/30	1,835,771
IA	Sioux City	Sioux Gateway/Col. Bud Day Field	3-19-0085-038-2009	Rehabilitate Terminal Building	3,965,686
IA	Waterloo	Waterloo Regional	3-19-0094-035-2009	Rehabilitate Runway [Phase 2 - Rehab remaining 2/3 of runway] - 18/36	3,590,000
IA	Waterloo	Waterloo Regional	3-19-0094-036-2009	Improve Terminal Building	95,000
KS	Goodland	Renner Field /Goodland Municipal	3-20-0026-016-2009	Rehabilitate Runway [Reconstruct Runway 5-23 at taxiway intersection] - 05/23, Rehabilitate Taxiway [Reconstruct Taxiway A (Northwest 1090')]	588,116
KS	Junction City	Freeman Field	3-20-0039-008-2009	Rehabilitate Runway - 18/36	331,745
KS	Manhattan	Manhattan Regional	3-20-0052-039-2009	Rehabilitate Runway [Reconstruct/extend Runway 13-31] - 13/31	3,909,456
KS	Olathe	Johnson County Executive	3-20-0062-023-2009	Rehabilitate Apron	127,299
KS	Salina	Salina Municipal	3-20-0072-032-2009	Rehabilitate Taxiway [Connector form Ramp to Taxiway A. Serves ramp area for Hangar facility 1000]	823,996
KS	Wichita	Wichita Mid-Continent	3-20-0088-059-2009	Acquire Aircraft Rescue & Fire Fighting Vehicle	329,910
MO	Jefferson City	Missouri State Block Grant Program	3-29-SBGP-037-2009	Non primary development projects in state block grant program	1,627,391
MO	Jefferson City	Missouri State Block Grant Program	3-29-SBGP-038-2009	Non primary development projects in state block grant program	1,735,983
MO	Jefferson City	Missouri State Block Grant Program	3-29-SBGP-039-2009	Non primary development projects in state block grant program	1,429,716
MO	Jefferson City	Missouri State Block Grant Program	3-29-SBGP-040-2009	Non primary development projects in state block grant program	435,893
MO	Kansas City	Kansas City International	3-29-0040-062-2009	Rehabilitate Runway - 01R/19L	7,000,000
MO	Springfield	Springfield-Branson National	3-29-0077-038-2009	Construct Taxiway	14,878,026



State	City	Site Name	Grant Number	Description of Grant	Total
MO	St. Louis	Lambert-St Louis International	3-29-0085-119-2009	Rehabilitate Taxiway	3,724,835
MO	St. Louis	Lambert-St Louis International	3-29-0085-120-2009	Rehabilitate Taxiway	539,020
NE	Omaha	Eppley Airfield	3-31-0062-051-2009	Rehabilitate Runway [Phase II Runway 14R/32L - South (ARRA)] - 14R/32L	4,188,392
NE	Omaha	Eppley Airfield	3-31-0062-052-2009	Rehabilitate Runway [Phase IV Runway 14R/32L - North (ARRA)] - 14R/32L	8,991,691
NE	O'Neill	The O'Neill Municipal-John L Baker Field	3-31-0060-006-2009	Rehabilitate Runway - 13/31	2,181,754
WV	Buckhannon	Upshur County Regional	3-54-0039-021-2009	Rehabilitate Apron	806,118
WV	Charleston	Yeager	3-54-0003-043-2009	Improve Terminal Building	4,975,306
WV	Clarksburg	North Central West Virginia	3-54-0005-032-2009	Acquire Aircraft Rescue & Fire Fighting Vehicle, Rehabilitate Emergency Generator	1,581,952
WV	Huntington	Tri-State/Milton J. Ferguson Field	3-54-0010-038-2009	Acquire Aircraft Rescue & Fire Fighting Vehicle	645,000
WV	Huntington	Tri-State/Milton J. Ferguson Field	3-54-0010-039-2009	Rehabilitate Apron	1,304,013
WV	Lewisburg	Greenbrier Valley	3-54-0012-026-2009	Improve Terminal Building	2,096,000
WV	Martinsburg	Eastern WV Regional/Shepherd Field	3-54-0014-025-2009	Construct Taxiway	716,307
WV	Parkersburg	Mid-Ohio Valley Regional	3-54-0018-032-2009	Acquire Aircraft Rescue & Fire Fighting Vehicle	676,922
WV	Parkersburg	Mid-Ohio Valley Regional	3-54-0018-033-2009	Rehabilitate Taxiway	236,668
WV	Ravenswood	Jackson County	3-54-0023-016-2009	Rehabilitate Apron	590,623
WV	Spencer	New	3-54-0038-003-2009	Update Airport Master Plan Study	241,923
DE	Dover/Cheswold	Delaware Airpark	3-10-0001-012-2009	Construct Runway [Design, Phase VI] - 09/27	909,806
NJ	Morristown	Morristown Municipal	3-34-0023-041-2009	Rehabilitate Taxiway	5,707,871
NJ	Ocean City	Ocean City Municipal	3-34-0029-013-2009	Improve Airport Drainage [Phase III]	2,075,196
NJ	Somerville	Somerset	3-34-0061-008-2009	Rehabilitate Apron [South Apron]	519,686
PA	Johnstown	John Murtha Johnstown-Cambria County	3-42-0045-040-2009	Rehabilitate Runway [South Half, Phase II] - 05/23	600,000
PA	Lancaster	Lancaster	3-42-0049-031-2009	Rehabilitate Taxiway	3,250,000
PA	Philadelphia	Philadelphia International	3-42-0076-090-2009	Rehabilitate Runway [Phase III] - 09R/27L	5,724,694
PA	Pittsburgh	Allegheny County	3-42-0082-022-2009	Rehabilitate Taxiway [Relocate Upper West Ramp & Taxiways]	1,454,231
PA	Pittsburgh	Pittsburgh International	3-42-0081-104-2009	Rehabilitate Runway [Phase III] - 14/32	9,770,201
PA	Quakertown	Quakertown	3-42-0087-004-2009	Rehabilitate Runway [Phase II] - 11/29	1,891,950
PA	Wilkes-Barre/Scranton	Wilkes-Barre/Scranton International	3-42-0105-050-2009	Install Guidance Signs [Phase II]	388,600
NJ	Teterboro	Teterboro	3-34-0039-042-2009	Rehabilitate Runway - 06/24	4,796,813
NY	Albany	Albany International	3-36-0001-103-2009	Remove Obstructions [Runway 28 Approach Obstructions (Latham Water Tanks) Removal]	6,737,601

State	City	Site Name	Grant Number	Description of Grant	Total
NY	Dunkirk	Chautauqua County/Dunkirk	3-36-0022-040-2009	Rehabilitate Runway - 06/24	3,453,275
NY	New York	John F Kennedy International	3-36-0066-166-2009	Rehabilitate Runway - 13R/31L	14,999,024
NY	Sodus	Williamson-Sodus	3-36-0215-023-2009	Rehabilitate Runway - 10/28	438,600
NY	Ticonderoga	Ticonderoga Municipal	3-36-0196-017-2009	Rehabilitate Runway [Reconstruct Runway 2-20 to eliminate a line-of-sight problem] - 02/20	3,215,206
MD	Glen Burnie	Baltimore/Washington International Thurgood Marshal	3-24-0005-083-2009	Rehabilitate Apron [Rehabilitate Pier C/D Apron]	15,000,000
VA	Dulles International Airport	Washington Dulles International	3-51-0083-039-2009	Rehabilitate Runway - 01C/19C	14,991,404
VA	Franklin	Franklin Municipal-John Beverly Rose	3-51-0017-012-2009	Rehabilitate Runway [Construction] - 09/27	2,200,000
VA	Manassas	Manassas Regional/Harry P. Davis Field	3-51-0030-031-2009	Rehabilitate Apron [Rehabilitate GA Apron, Phase 3]	3,407,295
VA	Richmond	Commonwealth of Virginia	3-51-0000-006-2009	Acquire Mobile Aircraft Rescue & Fire Fighting Training Facility	2,500,000
ND	Fort Yates	Standing Rock	3-38-0018-006-2009	Rehabilitate Runway - 14/32	1,018,000
ND	Grand Forks	Grand Forks International	3-38-0022-035-2009	Construct Terminal Building	4,459,615
ND	Mott	Mott Municipal	3-38-0039-007-2009	Rehabilitate Runway - 09/27	1,368,421
ND	Wahpeton	Harry Stern	3-38-0054-014-2009	Rehabilitate Runway - 15/33	4,173,796
SD	Martin	Martin Municipal	3-46-0030-007-2009	Rehabilitate Runway - 14/32	1,030,532
SD	Mitchell	Mitchell Municipal	3-46-0037-023-2009	Rehabilitate Runway - 12/30, Rehabilitate Runway Lighting - 12/30	6,700,000
SD	Pierre	Pierre Regional	3-46-0044-026-2009	Construct Terminal Building [Reimburse EA, Plans & Specs, and Construction]	880,000
SD	Rosebud	New	3-46-0082-003-2009	Construct New Airport	4,171,651
IL	Chicago	Chicago O'Hare International	3-17-0022-101-2009	Rehabilitate Runway - 10/28	12,294,387
IL	Chicago	Chicago O'Hare International	3-17-0022-104-2009	Noise Mitigation Measures for Public Buildings	5,000,000
IL	Decatur	Decatur	3-17-0033-034-2009	Rehabilitate Runway - 06/24	791,853
IL	Moline	Quad City International	3-17-0068-065-2009	Rehabilitate Runway - 09/27	4,057,500
IL	Peoria	Greater Peoria Regional	3-17-0080-050-2009	Construct Terminal Building	6,363,000
IL	Rockford	Chicago/Rockford International	3-17-0088-054-2009	Expand Terminal Building	1,052,000
IL	Rockford	Chicago/Rockford International	3-17-0088-055-2009	Rehabilitate Taxiway	3,620,000
IL	Springfield	Abraham Lincoln Capital	3-17-0096-050-2009	Rehabilitate Apron	2,468,534
IL	Springfield	Illinois State Block Grant Program	3-17-SBGP-077-2009	Non primary development projects in state block grant program	1,509,000
IL	Springfield	Illinois State Block Grant Program	3-17-SBGP-078-2009	Non primary development projects in state block grant program	4,703,084

State	City	Site Name	Grant Number	Description of Grant	Total
IL	Springfield	Illinois State Block Grant Program	3-17-SBGP-079-2009	Non primary development projects in state block grant program	1,478,435
IL	Springfield	Illinois State Block Grant Program	3-17-SBGP-081-2009	Non primary development projects in state block grant program	231,917
IL	Springfield	Illinois State Block Grant Program	3-17-SBGP-083-2009	Non primary development projects in state block grant program	2,155,560
IN	Columbus	Columbus Municipal	3-18-0012-021-2009	Rehabilitate Runway Lighting - 05/23	1,320,740
IN	Elkhart	Elkhart Municipal	3-18-0018-022-2009	Rehabilitate Runway - 09/27	3,977,495
IN	Fort Wayne	Fort Wayne International	3-18-0022-051-2009	Install Guidance Signs	1,221,735
IN	Fort Wayne	Smith Field	3-18-0024-009-2009	Rehabilitate Runway - 13/31	1,078,670
IN	Gary	Gary/Chicago International	3-18-0028-024-2009	Acquire Safety Equipment and/or Fencing [10' Perimeter Fence]	845,698
IN	Indianapolis	Indianapolis International	3-18-0038-108-2009	Acquire Aircraft Rescue & Fire Fighting Vehicle	1,174,757
IN	Lafayette	Purdue University	3-18-0045-029-2009	Acquire Safety Equipment and/or Fencing	815,880
IN	McCordsville	Mount Comfort	3-18-0037-011-2009	Rehabilitate Taxiway	3,717,534
IN	Muncie	Delaware County - Johnson Field	3-18-0059-020-2009	Rehabilitate Runway Lighting - 14/32	400,000
IN	Terre Haute	Terre Haute International-Hulman Field	3-18-0082-036-2009	Rehabilitate Runway - 05/23	2,722,695
IN	Zionsville	Indianapolis Executive	3-18-0103-018-2009	Rehabilitate Runway - 18/36	3,432,273
MI	Detroit	Detroit Metropolitan Wayne County	3-26-0026-092-2009	Rehabilitate Runway - 09L/27R	15,000,000
MI	Gwinn	Sawyer International	3-26-0153-029-2009	Rehabilitate Taxiway Lighting	1,939,000
MI	Lansing	Michigan State Block Grant Program	3-26-SBGP-063-2009	Non primary development projects in state block grant program	200,000
MI	Muskegon	Muskegon County	3-26-0071-031-2009	Acquire Aircraft Rescue & Fire Fighting Vehicle	668,000
MI	Saginaw	MBS International	3-26-0083-040-2009	Construct Terminal Building	11,603,000
OH	Athens	Ohio University Snyder Field	3-39-0006-015-2009	Improve Runway Safety Area - 07/25	1,840,821
OH	Cleveland	Cleveland-Hopkins International	3-39-0023-090-2009	Construct Taxiway	10,554,939
OH	Cleveland	Cleveland-Hopkins International	3-39-0023-091-2009	Construct Apron	5,768,711
OH	Dayton	James M Cox Dayton International	3-39-0029-069-2009	Install Guidance Signs, Rehabilitate Taxiway Lighting	1,245,470
OH	Findlay	Findlay	3-39-0034-019-2009	Construct Taxiway	4,810,000
MN	Albert Lea	Albert Lea Municipal	3-27-0003-009-2009	Rehabilitate Runway - 04/22	437,285
MN	Albert Lea	Albert Lea Municipal	3-27-0003-010-2009	Construct Runway - 16/34	2,853,619
MN	Baudette	Baudette International	3-27-0009-007-2009	Rehabilitate Runway - 12/30	250,000
MN	Bemidji	Bemidji Regional	3-27-0010-020-2009	Rehabilitate Apron	500,000
MN	Brainerd	Brainerd Lakes Regional	3-27-0014-032-2009	Rehabilitate Apron	999,429

State	City	Site Name	Grant Number	Description of Grant	Total
MN	Duluth	Duluth International	3-27-0024-046-2009	Construct Terminal Building [2009 construction and design for 2010 construction]	5,329,578
MN	Hibbing	Chisholm-Hibbing	3-27-0041-026-2009	Rehabilitate Runway - 04/22, Rehabilitate Runway - 13/31	4,287,008
MN	Mankato	Mankato Regional	3-27-0055-017-2009	Rehabilitate Runway - 04/22	1,185,682
MN	Minneapolis	Flying Cloud	3-27-0061-011-2009	Construct Taxiway	2,300,700
MN	Redwood Falls	Redwood Falls Municipal	3-27-0083-008-2009	Rehabilitate Runway - 12/30, Rehabilitate Taxiway	732,346
MN	St. Cloud	St. Cloud Regional	3-27-0095-021-2009	Improve Terminal Building	798,396
MN	Windom	Windom Municipal	3-27-0113-006-2009	Rehabilitate Runway - 17/35	1,075,069
WI	Green Bay	Austin Straubel International	3-55-0025-038-2009	Rehabilitate Runway - 18/36, Rehabilitate Taxiway	2,265,000
WI	Madison	Dane County Regional-Truax Field	3-55-0036-043-2009	Construct Taxiway	3,900,000
WI	Madison	Wisconsin State Block Grant Program	3-55-SBGP-037-2009	Non primary development projects in state block grant program	94,775
WI	Madison	Wisconsin State Block Grant Program	3-55-SBGP-038-2009	Non primary development projects in state block grant program	605,000
WI	Madison	Wisconsin State Block Grant Program	3-55-SBGP-039-2009	Non primary development projects in state block grant program	2,354,000
WI	Milwaukee	General Mitchell International	3-55-0045-056-2009	Construct Runway Safety Area - 01L/19R	2,706,498
WI	Milwaukee	General Mitchell International	3-55-0045-058-2009	Construct Runway Safety Area - 01L/19R	9,460,285
WI	Rhineland	Rhineland-Oneida County	3-55-0070-028-2009	Rehabilitate Taxiway	2,251,876
CT	Danbury	Danbury Municipal	3-09-0006-032-2009	Conduct Miscellaneous Study [Analyze Runway 26 Approaches/Obstructions]	350,000
CT	Windsor Locks	Bradley International	3-09-0022-049-2009	Rehabilitate Runway - 15/33	7,491,409
MA	Bedford	Laurence G Hanscom Field	3-25-0003-029-2009	Rehabilitate Taxiway ["M" and "G"]	1,838,611
MA	Beverly	Beverly Municipal	3-25-0006-029-2009	Rehabilitate Taxiway ["F"]	816,000
MA	Boston	General Edward Lawrence Logan International	3-25-0010-097-2009	Rehabilitate Runway - 09/27	13,498,547
MA	Boston	General Edward Lawrence Logan International	3-25-0010-099-2009	Install Taxiway Lighting [Install Centerline Lights on Taxiway]	1,261,095
MA	Gardner	Gardner Municipal	3-25-0020-012-2009	Install Airport Beacons [Replace Hazard Beacons]	355,000
MA	Lawrence	Lawrence Municipal	3-25-0026-029-2009	Rehabilitate Runway [Crack Repair] - 05/23	537,765
MA	Orange	Orange Municipal	3-25-0039-017-2009	Rehabilitate Runway [Crack Repair] - 01/19	332,000
MA	Westfield	Barnes Municipal	3-25-0052-030-2009	Rehabilitate Runway [Crack Repair] - 02/20	1,303,000
ME	Augusta	Augusta State	3-23-0003-021-2009	Construct Aircraft Rescue & Fire Fighting Building	735,000
ME	Bar Harbor	Hancock County-Bar Harbor	3-23-0006-027-2009	Construct Aircraft Rescue & Fire Fighting Building	1,235,723
ME	Dexter	Dexter Regional	3-23-0016-006-2009	Rehabilitate Runway [Move threshold 300' (34)] - 16/34	2,785,000

State	City	Site Name	Grant Number	Description of Grant	Total
ME	Portland	Portland International Jetport	3-23-0038-066-2009	Rehabilitate Apron [Terminal Apron Reconstruction - Deicing facilities]	2,138,016
ME	Presque Isle	Northern Maine Regional Airport at Presque Isle	3-23-0039-028-2009	Extend Taxiway [Parallel]	2,614,505
NH	Concord	New Hampshire State Block Grant Program	3-33-SBGP-006-2009	Non primary development projects in state block grant program	3,886,920
NH	Manchester	Manchester	3-33-0011-077-2009	Acquire Aircraft Rescue & Fire Fighting Vehicle	740,934
RI	Newport	Newport State	3-44-0002-017-2009	Rehabilitate Runway - 16/34	1,100,691
RI	North Kingstown	Quonset State	3-44-0006-014-2009	Rehabilitate Taxiway ["A"]	1,216,828
VT	Barre	Edward F Knapp State	3-50-0001-011-2009	Rehabilitate Runway [Extend Parallel Taxiway to Runway 17-35] - 05/23, Rehabilitate Runway [Realignment of Apron] - 05/23, Rehabilitate Runway - 05/23	6,008,809
VT	Burlington	Burlington International	3-50-0005-075-2009	Rehabilitate Taxiway	2,602,000
CO	Aspen	Aspen-Pitkin County/Sardy Field	3-08-0003-039-2009	Rehabilitate Apron [(Economic Recovery)]	3,530,636
CO	Colorado Springs	City of Colorado Springs Municipal	3-08-0010-046-2009	Rehabilitate Taxiway	6,740,778
CO	Denver	Denver International	3-08-0086-055-2009	Rehabilitate Runway - 17L/35R	7,000,000
CO	Denver	Denver International	3-08-0086-056-2009	Rehabilitate Apron	4,489,921
CO	Durango	Durango-La Plata County	3-08-0019-035-2009	Rehabilitate Apron	1,937,647
CO	Englewood	Centennial	3-08-0029-040-2009	Rehabilitate Taxiway	3,114,764
CO	Fort Collins/Loveland	Fort Collins-Loveland Municipal	3-08-0023-026-2009	Rehabilitate Taxiway	556,797
CO	Grand Junction	Grand Junction Regional	3-08-0027-039-2009	Rehabilitate Apron	9,313,361
UT	Cedar City	Cedar City Regional	3-49-0005-023-2009	Rehabilitate Runway - 02/20	3,801,495
UT	Salt Lake City	Salt Lake City International	3-49-0033-092-2009	Construct Taxiway	8,930,651
UT	St. George	New	3-49-0060-011-2009	Construct Terminal Building [Economic Recovery (N)]	3,497,000
WY	Jackson	Jackson Hole	3-56-0014-041-2009	Rehabilitate Runway - 01/19	5,250,000
WY	Riverton	Riverton Regional	3-56-0024-030-2009	Rehabilitate Runway [Reimbursable will include adjusting the MALSR and Glide slope, and replacing the VASI with a PAPI] - 10/28	3,349,010
MT	Anaconda	Bowman Field	3-30-0002-011-2009	Rehabilitate Runway - 16/34	1,329,809
MT	Billings	Billings Logan International	3-30-0008-037-2009	Rehabilitate Taxiway	1,134,558
MT	Butte	Bert Mooney	3-30-0012-039-2009	Rehabilitate Runway Lighting - 15/33	626,000
MT	Great Falls	Great Falls International	3-30-0036-040-2009	Rehabilitate Taxiway	2,650,000
MT	Helena	Helena Regional	3-30-0042-037-2009	Rehabilitate Taxiway Lighting	957,889

State	City	Site Name	Grant Number	Description of Grant	Total
MT	White Sulphur Springs	White Sulphur Springs	3-30-0083-005-2009	Rehabilitate Runway - 01/19	1,734,927
ID	Arbon Valley	Pocatello Regional	3-16-0028-030-2009	Expand Terminal Building	1,850,000
ID	Arco	Arco-Butte County	3-16-0001-010-2009	Rehabilitate Taxiway	931,878
ID	Buhl	Buhl Municipal	3-16-0005-008-2009	Rehabilitate Taxiway	642,959
ID	Driggs	Driggs-Reed Memorial	3-16-0012-010-2009	Construct Runway - 03/21	3,750,128
ID	Kellogg	Shoshone County	3-16-0021-004-2009	Rehabilitate Taxiway	801,917
ID	McCall	McCall Municipal	3-16-0023-016-2009	Rehabilitate Taxiway	897,000
OR	John Day	Grant County Regional/Ogilvie Field	3-41-0028-006-2009	Rehabilitate Runway Lighting - 09/27	366,419
OR	Klamath Falls	Klamath Falls	3-41-0030-029-2009	Rehabilitate Taxiway	3,122,212
OR	La Grande	La Grande/Union County	3-41-0031-014-2009	Rehabilitate Taxiway	1,098,136
OR	North Bend	Southwest Oregon Regional	3-41-0041-030-2009	Construct Taxiway	1,294,076
OR	Portland	Portland International	3-41-0048-060-2009	Rehabilitate Taxiway	7,000,000
WA	Bellingham	Bellingham International	3-53-0005-041-2009	Rehabilitate Taxiway	780,746
WA	Bellingham	Bellingham International	3-53-0005-042-2009	Rehabilitate Apron	1,500,026
WA	East Wenatchee	Pangborn Memorial	3-53-0084-030-2009	Rehabilitate Taxiway, Runway Incursion Markings	1,317,000
WA	Everett	Snohomish County (Paine Field)	3-53-0028-048-2009	Rehabilitate Runway - 16R/34L, Rehabilitate Taxiway	11,002,765
WA	Moses Lake	Grant County International	3-53-0039-034-2009	Rehabilitate Taxiway, Runway Incursion Markings [enhanced taxiway markings]	1,178,144
WA	Pasco	Tri-Cities	3-53-0046-033-2009	Rehabilitate Apron, Rehabilitate Runway - 03L/21R	9,025,178
WA	Richland	Richland	3-53-0056-021-2009	Rehabilitate Runway - 08/26	2,195,470
WA	Spokane	Spokane International	3-53-0072-041-2009	Rehabilitate Runway - 03/21	6,394,000
WA	Spokane	Spokane International	3-53-0072-042-2009	Rehabilitate Apron	7,645,213
WA	Wilbur	Wilbur	3-53-0087-006-2009	Rehabilitate Runway [Reconstruct RW including extension] - 02/20	2,205,390
WA	Wilbur	Wilbur	3-53-0087-008-2009	Extend Taxiway	800,000
GA	Atlanta	Georgia State Block Grant Program	3-13-SBGP-002-2009	Non primary development projects in state block grant program	9,984,000
GA	Atlanta	Hartsfield - Jackson Atlanta International	3-13-0008-090-2009	Construct Apron [Phase II]	13,977,695
GA	Savannah	Savannah/Hilton Head International	3-13-0100-048-2009	Improve Runway Safety Area - 18/36	1,620,034
NC	Asheville	Asheville Regional	3-37-0005-035-2009	Improve Terminal Building	7,629,527
NC	Greensboro	Piedmont Triad International	3-37-0026-058-2009	Acquire Aircraft Rescue & Fire Fighting Vehicle, Construct Aircraft Rescue & Fire Fighting Building	5,595,500

State	City	Site Name	Grant Number	Description of Grant	Total
NC	Greenville	Pitt-Greenville	3-37-0028-032-2009	Improve Terminal Building	7,616,822
NC	Raleigh	Raleigh-Durham International	3-37-0056-037-2009	Rehabilitate Runway Lighting - 05L/23R	4,500,000
NC	Raleigh	Raleigh-Durham International	3-37-0056-039-2009	Rehabilitate Runway Lighting - 05L/23R	1,383,170
SC	Columbia	Jim Hamilton L.B. Owens	3-45-0017-014-2009	Rehabilitate Taxiway [Taxiway and Partial Apron Rehabilitation]	1,148,800
SC	Greer	Greenville Spartanburg International	3-45-0028-042-2009	Acquire Aircraft Rescue & Fire Fighting Vehicle [quick response ARFF vehicle & equipment], Security Enhancements	2,510,489
SC	Mount Pleasant	Mt Pleasant Regional-Faison Field	3-45-0042-013-2009	Rehabilitate Runway [Runway Overlay] - 17/35	708,823
SC	Myrtle Beach	Myrtle Beach International	3-45-0065-043-2009	Construct Apron	3,491,545
SC	North Myrtle Beach	Grand Strand	3-45-0044-015-2009	Rehabilitate Runway Lighting [Rehab Runway Lighting] - 05/23	1,387,385
AL	Aliceville	George Downer	3-01-0006-007-2009	Rehabilitate Runway - 06/24, Rehabilitate Runway Lighting - 06/24	1,809,725
AL	Ashland	Ashland/Lineville	3-01-0105-006-2009	Rehabilitate Runway - 09/27	813,000
AL	Camden	Camden Municipal	3-01-0106-005-2009	Rehabilitate Runway - 18/36	840,560
AL	Dauphin Island	Dauphin Island	3-01-0023-006-2009	Rehabilitate Runway [Overlay runway] - 12/30	719,130
AL	Gadsden	Northeast Alabama Regional	3-01-0033-009-2009	Rehabilitate Runway Lighting [Electrical vault rehabilitation] - 06/24	374,593
AL	Marion	Vaiden Field	3-01-0104-003-2009	Rehabilitate Runway - 16/34	1,261,298
AL	Mobile	Mobile Regional	3-01-0051-046-2009	Improve Terminal Building [Rehabilitate HVAC and terminal exterior lighting]	1,192,878
AL	Montgomery	Montgomery Regional (Dannelly Field)	3-01-0053-039-2009	Rehabilitate Runway - 10/28	3,500,000
AL	Muscle Shoals	Northwest Alabama Regional	3-01-0054-024-2009	Rehabilitate Runway - 11/29, Rehabilitate Runway Lighting - 11/29	1,222,872
AL	Tuscaloosa	Tuscaloosa Regional	3-01-0072-024-2009	Rehabilitate Runway - 04/22	303,986
MS	Forest	G. V. Montgomery	3-28-0026-006-2009	Rehabilitate Runway [Rehabilitate Runway 16/34 Construction] - 16/34	2,243,919
MS	Greenville	Mid Delta Regional	3-28-0027-027-2009	Rehabilitate Runway - 18L/36R	4,461,499
MS	Gulfport	Gulfport-Biloxi International	3-28-0030-069-2009	Rehabilitate Runway [Rehabilitate Runway 18/36] - 18/36	1,828,988
MS	McComb	McComb/Pike County/John E Lewis Field	3-28-0049-016-2009	Rehabilitate Runway [Overlay, groove and mark] - 15/33	1,398,230
MS	Meridian	Key Field	3-28-0050-025-2009	Rehabilitate Terminal Building	2,009,429
MS	Newton	James H Easom Field	3-28-0054-008-2009	Rehabilitate Runway [Overlay Runway 13/31] - 13/31	783,010
MS	Tunica	Tunica Municipal	3-28-0069-013-2009	Construct Aircraft Rescue & Fire Fighting Building	1,712,050
MS	Tupelo	Tupelo Regional	3-28-0070-032-2009	Rehabilitate Terminal Building	569,354

State	City	Site Name	Grant Number	Description of Grant	Total
KY	Georgetown	Georgetown Scott County - Marshall Field	3-21-0017-016-2009	Rehabilitate Runway - 03/21	3,307,772
KY	Lexington	Blue Grass	3-21-0028-048-2009	Install Runway Lighting - Plan-1	1,900,000
KY	Lexington	Blue Grass	3-21-0028-049-2009	Construct Aircraft Rescue & Fire Fighting Training Facility	1,000,000
KY	Madisonville	Madisonville Municipal	3-21-0033-019-2009	Rehabilitate Apron	1,200,000
KY	Owensboro	Owensboro-Daviess County	3-21-0042-038-2009	Acquire Aircraft Rescue & Fire Fighting Vehicle	654,530
KY	Owensboro	Owensboro-Daviess County	3-21-0042-039-2009	Rehabilitate Apron	2,314,000
KY	Richmond	Madison	3-21-0066-012-2009	Extend Taxiway [Phase II Taxiway Extension]	2,528,070
TN	Chattanooga	Lovell Field	3-47-0009-047-2009	Construct Apron	3,000,000
TN	Maryville	McGhee Tyson	3-47-0037-057-2009	Rehabilitate Taxiway	5,555,054
TN	Nashville	Nashville International	3-47-0055-083-2009	Rehabilitate Apron	4,788,316
TN	Nashville	Tennessee State Block Grant Program	3-47-SBGP-035-2009	Non primary development projects in state block grant program	4,568,353
FL	Bartow	Bartow Municipal	3-12-0005-024-2009	Rehabilitate Taxiway [Rehab Taxiway D]	499,398
FL	Boca Raton	Boca Raton	3-12-0006-014-2009	Rehabilitate Runway [Rehab Runway 05/23 (Construction)] - 05/23	2,834,501
FL	Boca Raton	Boca Raton	3-12-0006-016-2009	Rehabilitate Runway [Rehab Runway 05/23 (Construction) (Phase 3)] - 05/23	1,250,000
FL	Clearwater	St Petersburg-Clearwater International	3-12-0075-035-2009	Rehabilitate Terminal Building [Rehabilitate Terminal Building - Phase IV], Rehabilitate Terminal Building [Rehabilitate Terminal Building - Phase V]	5,357,400
FL	Fort Lauderdale	Fort Lauderdale/Hollywood International	3-12-0025-060-2009	Rehabilitate Apron [Rehab Terminal Apron - Concourses D, E and F]	5,696,339
FL	Gainesville	Gainesville Regional	3-12-0028-029-2009	Rehabilitate Apron [Rehab GA Apron]	2,290,100
FL	Leesburg	Leesburg International	3-12-0042-019-2009	Extend Runway [Extend Runway 13/31] - 13/31	3,835,397
FL	Marianna	Marianna Municipal	3-12-0045-010-2009	Rehabilitate Runway Lighting [Rehab Runway 18/36 Lighting (Construction)] - 18/36	254,883
FL	Melbourne	Melbourne International	3-12-0046-033-2009	Install Runway Vertical/Visual Guidance System [Replace PAPIs] - 05/23, Rehabilitate Runway Lighting [Rehab Runway and Taxiway Lighting] - 09R/27L, Rehabilitate Taxiway [Rehab Taxiway and Apron]	3,050,000
FL	Naples	Naples Municipal	3-12-0053-029-2009	Rehabilitate Taxiway [Rehab TW A South of RW 14/32]	919,887



State	City	Site Name	Grant Number	Description of Grant	Total
FL	Orlando	Orlando International	3-12-0057-106-2009	Rehabilitate Taxiway [Rehab Taxiway C (Phase 3)]	5,134,204
FL	Orlando	Orlando International	3-12-0057-109-2009	Rehabilitate Taxiway [Rehab Taxiway B (Phase 1)], Rehabilitate Taxiway [Rehab Taxiway Y and Z]	4,685,879
FL	Punta Gorda	Charlotte County	3-12-0067-027-2009	Rehabilitate Apron [Rehab Apron - Construction]	2,500,000
FL	Saint Augustine	St Augustine	3-12-0073-024-2009	Rehabilitate Taxiway [Rehab and Widen Taxiway B (North) pavement and lighting (4,500 LF x 75 FT)]	2,576,975
FL	Sanford	Orlando Sanford International	3-12-0069-058-2009	Rehabilitate Runway [Rehab RW 18/36] - 18/36	1,540,016
FL	Sarasota/Bradenton	Sarasota/Bradenton International	3-12-0071-045-2009	Rehabilitate Runway [Rehab Runway 04/22] - 04/22	2,332,115
FL	Tampa	Tampa International	3-12-0078-051-2009	Rehabilitate Taxiway [Rehab Taxiway B (including bridge) - Phase 1]	8,000,000
FL	West Palm Beach	Palm Beach International	3-12-0085-050-2009	Rehabilitate Runway [Rehab Runway 13/31] - 13/31	2,799,362
PR	San Juan	Fernando Luis Ribas Dominicci	3-72-0015-006-2009	Rehabilitate Runway [Rehab Runway] - 09/27	6,008,214
AR	Cave Springs	Northwest Arkansas Regional	3-05-0021-032-2009	Construct Runway - Plan-2	8,488,108
AR	El Dorado	South Arkansas Regional at Goodwin Field	3-05-0018-016-2009	Rehabilitate Taxiway [Phase 3- Rehab Twy a, B, c and portion of D (Southwest of Rwy 13/31)]	794,149
AR	Little Rock	Adams Field	3-05-0035-070-2009	Rehabilitate Taxiway	3,033,358
AR	Texarkana	Texarkana Regional-Webb Field	3-05-0062-029-2009	Rehabilitate Taxiway	834,512
OK	Bartlesville	Bartlesville Municipal	3-40-0007-008-2009	Rehabilitate Runway - 17/35	3,528,000
OK	Oklahoma City	Wiley Post	3-40-0073-018-2009	Rehabilitate Runway Lighting - 17L/35R	428,500
OK	Oklahoma City	Will Rogers World	3-40-0072-056-2009	Rehabilitate Runway Lighting - 17L/35R	2,051,600
OK	Okmulgee	Okmulgee Regional	3-40-0074-014-2009	Rehabilitate Taxiway [Reconstruct Parallel Taxiway - Phase I]	2,326,655
OK	Pauls Valley	Pauls Valley Municipal	3-40-0076-008-2009	Improve Runway Safety Area - 17/35	1,058,204
OK	Stillwater	Stillwater Regional	3-40-0090-018-2009	Rehabilitate Runway [Rehab south portion Rwy 17/35.] - 17/35	5,283,348
LA	Alexandria	Alexandria International	3-22-0003-040-2009	Rehabilitate Runway [FINAL FUNDING] - 14/32	3,236,363
LA	Baton Rouge	Baton Rouge Metropolitan, Ryan Field	3-22-0006-086-2009	Acquire Aircraft Rescue & Fire Fighting Vehicle	568,000
LA	Baton Rouge	Baton Rouge Metropolitan, Ryan Field	3-22-0006-087-2009	Modify Aircraft Rescue & Fire Fighting Building	2,518,000
LA	Houma	Houma-Terrebonne	3-22-0020-023-2009	Rehabilitate Runway Lighting [FINAL FUNDING] - 12/30	960,927
LA	Monroe	Monroe Regional	3-22-0033-026-2009	Construct Terminal Building	10,000,000
LA	Patterson	Harry P Williams Memorial	3-22-0044-012-2009	Rehabilitate Runway - 06/24	583,009
LA	Slidell	Slidell	3-22-0060-015-2009	Rehabilitate Runway [FINAL FUNDING] - 18/36	707,634
NM	Albuquerque	Double Eagle II	3-35-0002-014-2009	Rehabilitate Runway - 04/22	2,848,802

State	City	Site Name	Grant Number	Description of Grant	Total
NM	Las Cruces	Las Cruces International	3-35-0024-022-2009	Rehabilitate Runway [Pavement] - 12/30	8,097,163
NM	Santa Fe	Santa Fe Municipal	3-35-0037-030-2009	Rehabilitate Taxiway [FINAL FUNDING]	522,254
TX	Austin	Texas State Block Grant Program	3-48-SBGP-058-2009	Non primary development projects in state block grant program	1,956,420
TX	Austin	Texas State Block Grant Program	3-48-SBGP-059-2009	Non primary development projects in state block grant program	2,288,888
TX	Austin	Texas State Block Grant Program	3-48-SBGP-060-2009	Non primary development projects in state block grant program	914,840
TX	Austin	Texas State Block Grant Program	3-48-SBGP-061-2009	Non primary development projects in state block grant program	5,913,903
TX	Austin	Texas State Block Grant Program	3-48-SBGP-062-2009	Non primary development projects in state block grant program	4,190,769
TX	Austin	Texas State Block Grant Program	3-48-SBGP-063-2009	Non primary development projects in state block grant program	2,262,014
TX	Fort Worth	Dallas/Fort Worth International	3-48-0064-091-2009	Rehabilitate Runway [Phase II] - 13L/31R, Rehabilitate Runway - 13L/31R	7,369,600
TX	Houston	Ellington Field	3-48-0290-022-2009	Rehabilitate Taxiway	4,785,226
TX	Killeen	Robert Gray AAF	3-48-0361-018-2009	Rehabilitate Runway [Phase 2 - Mill, overlay and remark runway keel] - 15/33	2,752,473
TX	Laredo	Laredo International	3-48-0136-056-2009	Rehabilitate Runway - 17R/35L	8,000,000
TX	Laredo	Laredo International	3-48-0136-059-2009	Rehabilitate Runway [Rehabilitate Runway 17R/35L (Phase 2).] - 17R/35L	2,565,744
TX	Longview	East Texas Regional	3-48-0137-032-2009	Rehabilitate Taxiway [Remove Taxiway H]	144,100
TX	Longview	East Texas Regional	3-48-0137-033-2009	Rehabilitate Taxiway [Rehabilitate Taxiway K]	400,000
TX	McAllen	McAllen Miller International	3-48-0144-039-2009	Rehabilitate Runway [Mill, Overlay and Remark Runway & Improve Shoulders] - 13/31	5,400,000
TX	Tyler	Tyler Pounds Regional	3-48-0215-027-2009	Rehabilitate Runway - 17/35	4,910,534
TX	Waco	Waco Regional	3-48-0220-028-2009	Rehabilitate Runway - 01/19	3,242,000
AS	Fitiuta	Fitiuta	3-60-0003-023-2009	Construct Aircraft Rescue & Fire Fighting Building [Phase IV]	1,500,000
AS	Pago Pago	Pago Pago International	3-60-0001-041-2009	Improve Terminal Building [Departure Area Upgrade]	1,850,000
GU	Tamuning	Guam International	3-66-0001-068-2009	Rehabilitate Runway - 06L/24R	4,807,180
HI	Kahului	Kahului	3-15-0006-046-2009	Rehabilitate Apron	15,000,000
MP	Saipan	Francisco C. Ada/Saipan International	3-69-0002-060-2009	Rehabilitate Runway - 07/25	5,000,000
AZ	Fort Huachuca	Sierra Vista Municipal-Libby AAF	3-04-0060-023-2009	Rehabilitate Runway - 12/30	4,474,546
AZ	Kingman	Kingman	3-04-0021-023-2009	Rehabilitate Apron [Reconstruct North and South Ramp]	5,103,575

State	City	Site Name	Grant Number	Description of Grant	Total
AZ	Phoenix	Phoenix Sky Harbor International	3-04-0029-066-2009	Rehabilitate Taxiway [Rehabilitate Taxiway C West Portion. Replace with PCC, including lights and signage]	11,719,336
AZ	Taylor	Taylor	3-04-0065-017-2009	Rehabilitate Runway - 03/21	1,664,722
AZ	Tucson	Tucson International	3-04-0045-058-2009	Security Enhancements	1,848,700
CA	Bakersfield	Meadows Field	3-06-0017-032-2009	Rehabilitate Taxiway [Twy A]	2,725,219
CA	Burbank	Bob Hope	3-06-0031-049-2009	Rehabilitate Taxiway [Twy C,D & G]	3,985,000
CA	Camarillo	Camarillo	3-06-0339-028-2009	Rehabilitate Apron [East & Central Apron]	986,237
CA	Compton	Compton/Woodley	3-06-0049-008-2009	Rehabilitate Apron	8,000,000
CA	El Cajon	Gillespie Field	3-06-0212-017-2009	Rehabilitate Taxiway	1,915,621
CA	Los Angeles	Los Angeles International	3-06-0139-057-2009	Construct Aircraft Rescue & Fire Fighting Building [Relocate ARFF Bldg - Firestation 80]	10,832,000
CA	San Diego	San Diego International	3-06-0214-058-2009	Install Guidance Signs	4,875,537
CA	Atwater	Castle	3-06-0364-010-2009	Rehabilitate Runway [Rehabilitate Runway including crack sealing, rubber removal, rejuvenation seal and marking] - 13/31	1,000,000
CA	Davis	Yolo County	3-06-0342-011-2009	Rehabilitate Runway [Rehabilitate Runway 16-34 including associated taxiways (approximately 100' x 4,200')] - 16/34	1,315,224
CA	Fresno	Fresno Yosemite International	3-06-0087-057-2009	Rehabilitate Taxiway	2,750,000
CA	Little River	Little River	3-06-0121-007-2009	Rehabilitate Runway [Rehabilitate Runway (overlay) Phase II] - 11/29	684,550
CA	Monterey	Monterey Peninsula	3-06-0159-052-2009	Rehabilitate Runway - 10R/28L	4,300,485
CA	Oakland	Metropolitan Oakland International	3-06-0170-048-2009	Rehabilitate Apron [East Apron], Rehabilitate Apron [Taxilane Sierra]	9,700,000
CA	Redding	Redding Municipal	3-06-0194-036-2009	Rehabilitate Runway - 16/34	728,810
CA	Salinas	Salinas Municipal	3-06-0206-018-2009	Rehabilitate Runway - 08/26, Rehabilitate Taxiway [Rehab Txys B, D, convert Rwy 14/32 to Txy]	2,565,000
CA	San Francisco International Airport	San Francisco International	3-06-0221-046-2009	Rehabilitate Runway [Rehabilitate Runway 10L-28R (overlay & reconstruction)] - 10L/28R	5,500,000
CA	San Francisco International Airport	San Francisco International	3-06-0221-048-2009	Rehabilitate Runway - 01R/19L	9,000,000
CA	San Jose	Norman Y. Mineta San Jose International	3-06-0226-075-2009	Construct Taxiway [Phase 1B Construct]	5,178,291
CA	Santa Rosa	Charles M. Schulz - Sonoma County	3-06-0241-037-2009	Rehabilitate Terminal Building [Renovate Terminal Building]	1,683,378

<b>State</b>	<b>City</b>	<b>Site Name</b>	<b>Grant Number</b>	<b>Description of Grant</b>	<b>Total</b>
CA	Truckee	Truckee-Tahoe	3-06-0262-022-2009	Rehabilitate Runway [Runway 28 touchdown area reconstruction (approximately 100' X 2,330')] - 10/28	1,886,000
NV	Boulder City	Boulder City Municipal	3-32-0003-015-2009	Rehabilitate Runway - 09R/27L	1,137,760
NV	Carson City	Carson	3-32-0004-018-2009	Rehabilitate Runway - 09/27, Rehabilitate Taxiway	9,600,332
NV	Las Vegas	North Las Vegas	3-32-0010-028-2009	Remove Obstructions [Phase 2 of Powerline Relocation]	2,695,604
NV	Reno	Reno/Tahoe International	3-32-0017-083-2009	Rehabilitate Apron	2,817,542
NV	Reno	Reno/Tahoe International	3-32-0017-085-2009	Rehabilitate Apron [Rehabilitate Terminal Apron, Phase 13]	3,506,693
				<b>Total:</b>	<b>1,087,160,783</b>

## Appendix A: Glossary and Acronym List

---

### Glossary

- Allocations. After a project is fully processed and approved, the FAA regions notify airport sponsors of an allocation of funds for a project. This is merely a notification of intent to grant (obligate) funds and does not involve a transfer of funds. Total allocations by the FAA region can never exceed funds made available by the FAA headquarters to a region in either planning figures or allotments. Allocations based only on planning figures issued in advance of obligation limitations and apportionments may have to be withdrawn if final congressionally approved program levels are lower than originally expected.
- Allotments. FAA's budget office makes an allotment of funds to the FAA regions to support previously issued planning figures. Allotments and adjustments to allotments are made throughout the year as required.
- Apportionments. There are two actions referred to as apportionments:
  1. The authorizing legislation requires an apportionment of funds to be made on the first day of the fiscal year to airport sponsors and States based on formulas contained in the authorizing legislation. This apportionment notifies airport sponsors and States these funds are available for eligible work, but it does not involve any transfer of funds. Such apportionments are more commonly referred to as "entitlements" funds.
  2. The other type of apportionment is a plan, approved by the Office of Management and Budget (OMB), to spend resources provided by law. The apportionment identifies amounts available for obligation and expenditure. It specifies the obligations that may be incurred and expenditures made for specified time periods, programs, activities, projects, objects, or any combination thereof. Once OMB approves the FAA's apportionment, the FAA may obligate congressionally authorized AIP funds.
- Appropriations. This is a legislative act authorizing the obligation of a designated amount of public funds for a specific purpose. Short-term appropriations legislation sometimes is enacted and is known as a "Continuing Resolution." A Continuing Resolution is a temporary appropriation authorizing an agency to incur obligations during the interim at some fixed rate, usually the lesser of the prior year's rate or the rate provided by a passed bill. In the case of AIP, legislation provides the necessary authorization to obligate funds and issue grants in the form of a contract authority. Congress uses the appropriation process to establish an obligation limit for AIP.
- Annual Service Volume (ASV). ASV is a measure used by airport planners to calculate the number of aircraft operations that can be reasonably accommodated at an airport over a year without unacceptable delay.

- Authorization. This is a legislative act granting the FAA the “contract authority” to issue AIP grants within a specified dollar amount.
- Authorizing Legislation. AIP is authorized by Chapter 471 of Title 49 U.S.C., as amended.
- Discretionary. The term “discretionary” refers to funds that are available for use on eligible projects at the FAA’s discretion. Discretionary funds are of two types. One type is referred to as discretionary set-aside funds (for noise planning and programming, MAP participants, and a special reliever airport category). The other type comprises those funds remaining after the apportionments are made and the set-asides are accommodated. Of these remaining funds, 75 percent—known as C/S/S/N—is to be used for preserving and enhancing capacity, safety and security, and carrying out noise compatibility planning and programs at primary and reliever airports. The remaining 25 percent, known as remaining or pure discretionary, may be used for any eligible project at any airport.
- Entitlements. The term “entitlements” refers to the passenger, cargo service, and State apportionments (including nonprimary apportionments when applicable) available to sponsors and States based on formulas in the Act. See the definition of “apportionments” above.
- Grant Assurances. There are three types of standard grants assurances that sponsors must agree to when accepting AIP funds; airport sponsor assurances, noise compatibility assurance for nonairport sponsors, and planning agency assurances. Airport sponsor assurances are used for airport development grants, airport planning grants, and noise compatibility program grants. Noise compatibility assurances for nonairport sponsors are used for noise compatibility projects undertaken by sponsors who do not own the airport that has the noise compatibility program. Planning agency assurances are used for integrated airport system planning grants made to planning agencies.
- Obligations. The execution of a grant agreement with an airport sponsor constitutes an obligation of the U.S. Government to pay the amounts specified in the grant. Obligations of funds are processed through the FAA regional accounting offices in two steps: (1) a “reservation of funds” is made before the grant is signed; and (2) an “obligation” is reported when the grant is signed. Total obligations in a region may never exceed the total of funds allotted to a region.
- Obligation Limitation. This is language in an annual appropriations act that limits annual grant funds to either the authorized level or to any different level determined by Congress.
- Passenger Facility Charges (PFCs). These are fees collected for every enplaned passenger at commercial airports controlled by public agencies for projects and at fee

levels approved by the FAA. Airport sponsors then use these fees, up to \$4.50 for every enplaned passenger, to fund the FAA-approved projects that enhance safety, security, or capacity; reduce noise; or increase air carrier competition.

- Payments. Payments to a sponsor are made either through processing of requests submitted by a sponsor to the FAA or via a letter of credit arrangement.
- Protected Entitlement Funds (Formerly “Carryover” Funds). These are funds apportioned for primary or cargo service airports, States (including nonprimary apportionments when applicable), and Alaskan airports for eligible work. Specifically, work that an airport sponsor can claim to use during the fiscal year for which the amount was apportioned and the 2 fiscal years immediately after that year (or the 3 fiscal years immediately following that year in the case of primary nonhub airports and nonprimary airports). Grants using carryover amounts from apportionment funds may be used whether or not there is AIP authorizing legislation if sufficient contract authority remains from prior authorization legislation.
- Recoveries. As adjustments are made based on final actual grant payments, funds may be recovered (deobligated) from existing obligations and, under certain circumstances, may be reobligated for new projects or for upward adjustments to existing projects. For State block grants, funds are not normally recovered. These funds may be used within the block grant for other eligible projects.
- Set-aside Funds. Portions of discretionary funds are set-asides designed to achieve funding minimums specified in the authorizing statute. The set-asides include:
  1. Thirty-five percent for noise compatibility planning and implementing noise compatibility programs under Title 49 U.S.C., section 47501 et seq.;
  2. Four percent for the MAP; and
  3. If the AIP is funded at \$3.2 billion or above, 0.66 percent for a limited number of reliever airports with more than 75,000 annual operations, a runway with a minimum usable landing distance of 5,000 feet, a precision instrument landing procedure and at least 100 based aircraft, and relieve airports with at least 20,000 hours of annual delays in commercial passenger aircraft takeoffs and landings.
- Small Airport Fund. Title 49 U.S.C., section 47114(f), requires that AIP funds apportioned to a large or medium hub airport be reduced if a PFC is imposed at that airport. In accordance with Title 49 U.S.C., section 47116(b), the FAA distributes the withheld apportionments, as follows: 12.5 percent to the AIP discretionary fund and 87.5 percent to the Small Airport Fund, of which certain amounts must be spent at small hub primary airports, general aviation airports (including reliever airports), and nonhub commercial service airports.

## Acronym List

AC	Advisory Circular
ACAIS	Air Carrier Activity Information System
ACDBE	Airport Concession Disadvantaged Business Enterprise
ACIP	Airports Capital Improvement Plan
ACRP	Airport Cooperative Research Program
ADAP	Airport Development Aid Program
AIP	Airport Improvement Program
ALP	Airport Layout Plan
ALS	Approach Lighting System
AMT	Alternate Minimum Tax
ANCA	Airport Noise and Capacity Act
AOC	ACRP Oversight Committee
AOSC	Airport Obstruction Standby Committee
ARFF	Airport Rescue and Fire Fighter
ASSET	Airport System Strategic Evaluation Task
ASV	Annual Service Volume
BCA	Benefit-Cost Analysis
C/S/S/N	Capacity/Safety/Security/Noise
CAA	Clean Air Act
CFR	Code of Federal Regulations
CY	Calendar Year
DBE	Disadvantaged Business Enterprise
DOD	Department of Defense
DOT	Department of Transportation
EA	Environmental Assessment
EIS	Environmental Impact Statement
EMAS	Engineered Materials Arresting System
EPA	Environmental Protection Agency
FAA	Federal Aviation Administration
FAAP	Federal-Aid Airport Program
FACT	Capacity Needs in the National Airspace System
FMV	Fair Market Value
FONSI	Finding of No Significant Impact
FY	Fiscal Year
GPRA	Government Performance Results Act
ICAO	International Civil Aviation Organization
ILS	Instrument Landing System
LOCID	Location Identifier
LOI	Letter of Intent
LPV	Localizer Performance with Vertical Guidance
MAP	Military Airport Program
NAVAID	Navigational Aid
NCP	Noise Compatibility Program



NEPA	National Environmental Policy Act
NPE	Nonprimary Airport Entitlements
NPIAS	National Plan of Integrated Airport Systems
OEI	One Engine Inoperable
OEP	Operational Evolution Partnership (previously Operational Evolution Plan)
OMB	Office of Management and Budget
PFC	Passenger Facility Charge
P.L.	Public Law
RSA	Runway Safety Area
RSAT	Runway Safety Area Team
ROD	Record of Decision
SBGP	State Block Grant Program
SMS	Safety Management System
SOAR	System of Airports Reporting
STAA	Surface Transportation Assistance Act of 1982
TRB	Transportation Research Board
U.S.C.	United States Code
V/PD	Vehicle Pedestrian Deviation
VALE	Voluntary Airport Low Emission
WAAS	Wide Area Augmentation System

## Appendix B: Program History

---

The Federal Government initiated a grants-in-aid program shortly after the end of World War II to promote the development of a system of civil airports to meet U.S. aviation needs. This early program, the Federal-Aid Airport Program (FAAP), was established with the passage of the Federal Airport Act of 1946 and funded from the general fund of the Department of Treasury. The FAAP grants could be used for basic airport development, including airfield construction, passenger terminals, entrance roads, and land needed for the airport.

**Airport and Airway Development Act of 1970:** The Airport and Airway Development Act of 1970 established a more comprehensive program. This act provided grant assistance for airport planning under the Planning Grant Program and for airport development under the Airport Development Aid Program (ADAP). The source of funds was a newly established Airport and Airway Trust Fund that derives its revenues from aviation user taxes on items such as airline fares, airfreight, and aviation fuels. The act was amended several times and was extended one year before expiring on September 30, 1981.

**The Airport and Airway Improvement Act of 1982:** The Airport and Airway Improvement Act of 1982 (Title V of the Tax Equity and Fiscal Responsibility Act of 1982, P.L. 97-248, September 3, 1982) established the successor grant program, the AIP. The AIP provides assistance under a single program for airport planning and development with user taxes from the Airport and Airway Trust Fund. This 1982 act also provides funds to conduct noise compatibility planning and to implement noise compatibility programs that are authorized by the Aviation Safety and Noise Abatement Act of 1979 (P.L. 96-193).

The Airport and Airway Improvement Act has been amended several times. The first amendment, enacted barely one month after the initial statute, was the Continuing Appropriations Act (P.L. 97-276, October 2, 1982). It provided authority to convert unused apportioned funds for use in the award of discretionary grants. The Surface Transportation Assistance Act (P.L. 97-424, January 6, 1983) increased the annual authorizations for the AIP for FY 1983 through FY 1985.

**The Airport and Airway Safety and Capacity Expansion Act of 1987:** The Airport and Airway Safety and Capacity Expansion Act of 1987 (P.L. 100-223, December 30, 1987) extended AIP grant authority for 5 years. It authorized \$1.7 billion each fiscal year through 1990, \$1.8 billion for FY 1991 and \$1.9 billion for FY 1992. This act also authorized the FAA to use the LOI process to finance high-priority capacity projects with funds that become available in future fiscal years. Another provision of the 1987 amendment authorized a SBGP in three States during FY 1990 and FY 1991. The FAA initiated this program with Illinois, Missouri, and North Carolina. The amendment also established a Disadvantaged Business Enterprise (DBE) Program to help small business concerns owned and controlled by socially and economically disadvantaged individuals.

Under the statutory authority establishing the DBE Program, not less than 10 percent of AIP funds made available yearly for approved construction projects must be awarded to DBE firms and individuals. However, subsequent Supreme Court decisions and the resultant revisions to the DOT's DBE regulations require DBE goals to be "narrowly tailored." Therefore, DBE goals must be based on demonstrable evidence of the relative availability of DBEs ready, willing, and able to participate in DOT-assisted contracts.

**The Aviation Safety and Capacity Expansion Act of 1990:** The Aviation Safety and Capacity Expansion Act of 1990 (P.L.101-508, November 5, 1990) allowed public agencies controlling commercial service airports to charge enplaning passengers using the airport a \$1, \$2, or \$3 facility charge. The act required that public agencies wanting to impose such PFCs must apply to the FAA for such authority and meet regulatory requirements spelled out in the legislation and the implementing regulation Title 14 CFR Part 158 issued by the FAA in May 1991.

**The Airport and Airway Safety, Capacity, Noise Improvement and Intermodal Transportation Act of 1992:** The Airport and Airway Safety, Capacity, Noise Improvement and Intermodal Transportation Act of 1992 (P.L. 102-581, October 31, 1992) authorized the extension of the AIP at a funding level of \$2.025 billion through FY 1993. This Act included a number of changes in the AIP. The primary changes include the expanded eligibility of development under the MAP, as well as eligibility for the relocation of air traffic control towers and navigational aids (including radar) if they impede other projects funded under AIP; the eligibility of land, paving, drainage, aircraft deicing equipment, and structures for centralized aircraft deicing areas. Additionally, projects are to comply with the Americans with Disabilities Act of 1990, the Clean Air Act, and the Federal Water Pollution Control Act. The act also increased the number of States that may participate in the SBGP from three to seven and extended that program through FY 1996. In 1993, the FAA added Michigan, New Jersey, Texas, and Wisconsin to the program.

**The AIP Temporary Extension Act of 1994:** The AIP Temporary Extension Act of 1994 (P.L. 103-260, May 26, 1994) extended the authorization of the AIP until June 30, 1994. This Act stipulated the minimum amount to be apportioned to a primary airport based on passenger boardings would be \$500,000. The act also modified the percentage of the AIP funds that must be set aside for reliever airports (reduced from 10 percent to 5 percent), commercial service nonprimary airports (reduced from 2.5 percent to 1.5 percent), and system planning projects (increased from 0.5 percent to 0.75 percent). It also provided a minimum level of discretionary funds after August 1, 1994. If the discretionary funds remaining after all formulas and set-asides calculated are less than \$325 million, all set-asides and apportionments (except Alaska supplemental funds) must be reduced by equal percentages to provide this minimum level of discretionary funds. Eligibility for terminal development was expanded to allow the use of discretionary funds at reliever airports and nonhub primary airports.

**Codification of Certain U.S. Transportation Laws at Title 49 U.S.C.:** Codification of Certain U.S. Transportation Laws at Title 49 U.S.C. (P.L. 103-272, July 5, 1994), repealed the Airport and Airway Improvement Act of 1982, as amended, and the Aviation Safety

and Noise Abatement Act of 1979, as amended, and recodified them without substantive change at Title 49 U.S.C. section 47101, et seq. Several notable name changes were contained in the recodification language. The term “enplanements” was replaced with the term “passenger boardings.” The codification also uses the term “passenger facility fees” instead of “passenger facility charges.” These terms, when used in a discussion of legislative provisions and program objectives, are interchangeable.

**The Federal Aviation Administration Authorization Act of 1994:** The Federal Aviation Administration Authorization Act of 1994 (P.L. 103-305, August 23, 1994) extended the AIP until September 30, 1996. This Act increased the number of airports that can be designated in the MAP from 12 to 15, but required that the FAA identify projects at newly designated airports that will reduce delays at airports with 20,000 hours of delay or more. It also expanded AIP eligibility to include universal access control and explosives detection security devices. This act also imposed a requirement for a number of actions by the FAA and airport sponsors regarding airport rates and charges and airport revenue diversion.

**The Federal Aviation Reauthorization Act of 1996:** The Federal Aviation Reauthorization Act of 1996 (P.L. 104-264, October 9, 1996) extended the AIP until September 30, 1998. Various changes were made to the formula computation of primary and cargo entitlements, State apportionment, and discretionary set-asides. Specifically, under primary airport entitlements, the formula was adjusted by changing the credit for the number of enplaning passengers over 500,000 from \$0.65 to (1) \$0.65 for the passengers from 500,000 up to 1 million and (2) \$0.50 for each passenger over 1 million. Cargo entitlements were decreased from 3.5 percent of the AIP to 2.5 percent of the AIP.

State apportionments were increased from 12 percent of the AIP to 18.5 percent, with the previous set-asides for reliever and nonprimary commercial service airports removed. The eligibility for use of State apportionments was expanded to include nonprimary commercial service airports. The system planning set-aside was also eliminated.

The noise and MAP set-aside computations were also changed from 12.5 percent and 2.5 percent of total AIP, respectively, to 31 percent and 4 percent of the discretionary fund. In addition, previously there was a minimum level of \$325 million for the discretionary fund after subtraction of the various apportioned funds and set-asides. In addition, this Act changed the minimum discretionary fund level to \$148 million plus the total amount required from the discretionary fund to carry out in the fiscal year LOIs issued prior to January 1, 1996.

Three new pilot programs for innovative financing techniques, pavement maintenance, and privatization of airports were added to the program. Other changes included changes to the MAP in the number of airports under the program, criteria for selection, project eligibility, and permission to extend MAP participants for an additional 5-year period.

The SBGP was formally adopted by removing the designation of “pilot” and the number of participant States was increased first to seven States in 1993, and then to nine States in 1998. Following enactment, the FAA added Pennsylvania and Tennessee to the program.

The act also aligned the PFC and the AIP to permit both to be used for funding projects to comply with Federal mandates and to relocate navigational aids and air traffic control towers. However, these relocations are eligible only when needed in conjunction with approved airport development using AIP or PFC funding. Finally, new provisions for revenue diversion enforcement were added to the FAA's authority.

**1999 AIP Extensions:** During FY 1999, four separate public laws extended the AIP through September 30, 1999:

- Initial Extension. P.L. 105-277, enacted October 21, 1998, extended the AIP for a 6-month period ending March 31, 1999. The AIP contract authority was established at \$1.205 billion, and the obligation limitation was established at \$975 million. This public law created new project eligibility, during FY 1999 only, for assessments of turn of the century (Y2K) CY 2000 processing capabilities for airport technology systems.
- Second Extension. P.L. 106-6, enacted March 31, 1999, extended the AIP for a 2-month period until May 31, 1999, increasing the contract authority by \$402 million and the obligation limitation to \$1.3 billion, or an additional \$325 million. In addition, the public law relocated the Small Hub Fund from the Discretionary Fund to the Small Airport Fund. Further, the law removed a cap of \$300 million that was placed on the discretionary fund.
- Third Extension. P.L. 106-31, enacted May 21, 1999, extended the AIP until August 6, 1999. It increased the AIP contract authority by \$443 million and increased the obligation limitation for FY 1999 by \$360 million to a total of \$1.66 billion. The law further restored discretionary set-aside for the MAP, which was inadvertently permitted to expire.
- Final Extension. On September 29, 1999, P.L. 106-59 was enacted extending the AIP to September 30, 1999. This law increased the AIP contract authority to \$2.41 billion, an increase of \$360 million. The obligation limitation was increased to \$1.95 billion, an increase of \$290 million.

**The Wendell H. Ford Aviation Investment and Reform Act of the 21st Century:** The Wendell H. Ford Aviation Investment and Reform Act of the 21st Century (AIR-21) (P.L. 106-181, April 2000) reauthorized the AIP through FY 2003. AIR-21 instituted many changes to the program, including changes to funding levels, revised criteria for program eligibility, and expanded pilot programs. Some of these changes were as follows:

- The authorized AIP funding level significantly increased in FY 2001 to a level of \$3.2 billion, growing to \$3.4 billion in FY 2003.
- Formula changes became effective in FY 2000 without regard to the total AIP level, including:
  1. a minimum passenger entitlement increase from \$500,000 to \$650,000;
  2. a cargo entitlement increase from 2.5 percent of the AIP to 3 percent; and

3. a set-aside increase for noise compatibility planning and projects from 31 percent of discretionary funds to 34 percent.
- The following changes would be made to the AIP formula if the amounts made available to the AIP through the appropriations process equal or exceed \$3.2 billion in FY 2001 and beyond:
    1. Passenger entitlements determined by formula would double;
    2. Minimum passenger entitlements would increase to \$1 million; and
    3. Maximum passenger entitlements would increase from \$22 million to \$26 million.
  - State apportionment increased from 18.5 percent to 20 percent, with each nonprimary airport entitled to an individual apportionment based on the lesser of one-fifth of the airport's 5-year capital needs as identified in the FAA's NPIAS or \$150,000. The remainder is distributed to States based on the proportions of both the land area of each State to the total land area of all States, and the population of each State to the population of all States.
  - A new "super reliever" airport set-aside was established. An amount equal to two-thirds of 1 percent is to be made available for grants to airport sponsors of reliever airports based on four criteria:
    1. more than 75,000 annual operations;
    2. a minimum usable runway length of 5,000 feet;
    3. a precision instrument landing procedure, and
    4. a minimum number of based aircraft as determined by the Secretary of Transportation or has been designated by the Secretary of Transportation as a reliever airport. (This set-aside is not provided if the AIP is less than \$3.2 billion.)
  - Two new pilot programs were established—one for low emission vehicles and supporting infrastructure and another for projects implemented through design-build contracts. AIR-21 also extended the innovative finance pilot program and made the pavement maintenance pilot program permanent.
  - The maximum allowable PFC increased from \$3 to \$4 or \$4.50. A large or medium hub that imposes a PFC at the \$4 or \$4.50 level would be obliged to increase its passenger entitlement turnback from 50 percent to 75 percent.
  - Qualifications for a large or medium hub airport to qualify for the higher PFC (above \$3) changed requiring sponsors of these airports to show that the projects proposed for funding would make significant contributions to:
    1. improving safety or security;
    2. increasing air carrier competition;
    3. reducing current or anticipated congestion; or
    4. reducing aviation noise impacts.

- The number of States eligible to participate in the SBGP increased from 9 to 10. To date, no qualified State has applied to fill the 10<sup>th</sup> slot.

**The Aviation and Transportation Security Act:** The Aviation and Transportation Security Act (ATSA) (P.L. 107-71, November 2001) amended Title 49 U.S.C. to make eligible any additional security related activity required by law or the Secretary. This new eligibility was broad and could include operational costs that had previously not been eligible under the AIP. The period of eligibility was for FY 2002 only and could include only the additional costs from September 11, 2001 to September 30, 2002.

Section 119(a)(1) of ATSA provided for use of FY 2001 or FY 2002 entitlements on any nonprimary airport activity, including operational activities where the airfield had been the subject of security restrictions defined by Notice to Airmen FDC 1/0618. This section made eligible for the AIP in FY 2002 payments for “debt service on indebtedness incurred to carry out a project at an airport owned or controlled by the sponsor or at a privately owned or operated airport passenger terminal financed by indebtedness incurred by the sponsor if the Secretary determines that such payments are necessary to prevent a default on the indebtedness.” This provision applied to both publicly owned projects and privately owned or operated passenger terminal buildings, including those on AIP-eligible airports that may be under private ownership. No airport requested any AIP funding under this provision.

Finally, ATSA amended section 47102(3) of Title 49, U.S.C., to include the replacement of baggage conveyor systems and reconfiguration of terminal baggage areas that are undertaken by an airport owner or operator and that the Secretary determines are necessary to install bulk explosive detection systems. The effect of this amendment made this development AIP eligible (it was already PFC eligible). Unlike other provisions of ATSA, eligibility for this item was not limited to FY 2002.

**Emergency Funding for Costs of New Security Requirements Resulting from Terrorist Attacks of September 11, 2001:** The DOD’s Supplemental 2002 Appropriations Act (P.L. 107-117, January 2002), appropriated \$175 million to the FAA to reimburse airports for direct costs to comply with new security requirements as a result of terrorist attacks on September 11, 2001. On March 8, 2002, the Secretary of Transportation announced the allocation of these funds to 317 eligible airports. The funds helped defray costs associated with additional law enforcement personnel, airport surveillance, and the revalidation of all airport-issued and approved identification.

The specific allocations were as follows:

- Nonhub airports — 184 airports received \$35.6 million;
- Small hub airports — 67 airports received \$28.3 million; and
- Large and medium hub airports — 66 airports received \$111.1 million.

**The Vision 100—Century of Aviation Reauthorization Act:** The Vision 100—Century of Aviation Reauthorization Act (Vision 100) (P.L. 108-176, December 12, 2003) provided funding for the AIP from FY 2004 through FY 2007. The new legislation also contained changes to the basic requirements and guidelines under which the FAA implements the AIP, including numerous provisions to assist smaller airports and to streamline the environmental review of airport projects.

Several sections of Vision 100 are summarized below:

- Section 123 established a pilot program for streamlining approvals under the PFC Program for nonhub airports. Under this pilot program, the FAA deems a PFC approval request approved unless the agency objects within 30 days. In addition, changes were made to requirements for air carrier consultation, public comment and Federal Register notice, application content, air carrier financial management, debt service, military charters, low emission vehicles, and the Air Traffic Modernization Program.
- Section 141 expanded the AIP eligibility for routine pavement maintenance to nonhub airports. Under AIR-21, pavement maintenance was made eligible for nonprimary airports.
- Section 149 contained provisions for nonprimary airports to better use the entitlements granted under AIR-21 by allowing these airports to share their entitlements with other airports in the same State or geographic area; airports may also perform work prior to a grant and be reimbursed later using their nonprimary entitlements. Under this provision, the FAA may also provide grants on a multiyear basis similar to larger airports. Airports are also permitted to use these nonprimary entitlements for terminal development work. Finally, this section allows nonprimary airports to use the entitlements for limited revenue producing aeronautical facilities if they have demonstrated that all of their airside needs have been adequately financed.
- Section 148 consolidated various considerations for making discretionary grants into one section and added two more considerations. These two new considerations restrict the FAA in giving discretionary grants to the projects with the highest numerical priority rating first and to make a determination that a project will be commenced within 6 months or within the same fiscal year, whichever is later.
- Section 150 extended the use of nonprimary airports' entitlements from 3 years to 4 years.
- Section 152 established a pilot program for the purchase of development rights of privately owned airports by State or local public entities.
- Section 156 extended Title 49 U.S.C., section 47135, Innovative Finance Demonstration Program (IFDP). During FY 2004 through FY 2008, the IFDP extension allows an additional 20 airport development projects at small and nonhub airports, as well as any nonprimary commercial service or general aviation airport.
- Section 159 expanded the AIP and the PFC eligibility to include facilities needed to support low emission vehicles and other air quality improvements including gate electrification and low emission vehicles. It further added a pilot program for the



retrofit of conventional fuel burning ground support equipment to lower emission equipment.

- Section 160 permits AIP grants to be provided to local governments for land use compatibility planning and projects if the local airport does not have an existing and current FAR Part 150 noise compatibility program.
- Section 161 increased the Federal share of projects at small hub and smaller airports from 90 percent to 95 percent until 2008.
- Section 47102 (3)(B)(ii) limited eligibility for projects to accommodate bulk explosive detection systems to passenger entitlements. However, since FY 2003 annual the FAA appropriation legislation has prohibited use of any AIP funds for this purpose.
- Section 424 added a requirement that a large or medium hub airport must disclose to the FAA if it has been unable to provide access in the previous 6 months. Such disclosure must be provided on February 1 or August 1 of a year for any inability occurring in the previous 6 months.

**FY 2005 Response to Hurricane Damage:** The President signed into law the Military Construction Appropriations and Emergency Hurricane Supplemental Appropriations Act, 2005 (P.L. 108-324, October 13, 2004), as part of the FY 2005 Military Construction Appropriations Act. The public law authorized emergency capital funding to compensate airport sponsors for capital costs for replacement or repair of public-use facilities, as well as emergency funding for other Federal agencies. The airport emergency funding had to be directly related to damage caused by Hurricanes Charley, Frances, Ivan, or Jeanne and was distributed at the discretion of the FAA Administrator.

Similarly, on October 7, 2005, the President signed P.L. 109-87, which authorized the Secretary of Transportation to provide grants-in-aid for emergency repairs to airports damaged by Hurricanes Katrina and Rita. The law specified that such emergency aid be funded from FY 2005 and FY 2006 unobligated funds already appropriated to the AIP. The law also waived all Federal matching share requirements.

**2008 AIP Extensions:** During FY 2008, two separate public laws extended the Vision 100—Century of Aviation Reauthorization Act through September 30, 2008:

- Initial Extension. P.L. 110-190, the Airport and Airway Extension Act of 2008, enacted February 28, 2008, extended the AIP for a 9-month period ending June 30, 2008. The extension required that the entitlements be calculated as though the total amount of the AIP available for grants was \$3.675 billion, and then reduced by 25 percent. The impact of this directive was to invoke the doubled entitlement formulas created during the AIR-21 authorization.
- Second extension. P.L. 110-253, the Federal Aviation Administration Extension Act of 2008, enacted June 30, 2008, provided the AIP contract authority for the remainder of the fiscal year through September 30, 2008. The total amount of the AIP contract authority was \$3.675 billion.

In the past, Congress has always acted to fully fund and authorize the AIP before the conclusion of any given fiscal year. However, providing the AIP funding through short-term extensions could significantly delay many projects because the funding arrives too late to take advantage of a full construction season. Therefore, project costs increase due to contractor's uncertainty of cost escalations that may occur over two construction seasons. In FY 2008, the full funding levels for AIP were not known until early July 2008, causing many airports to lose their entire construction season for projects funded with the AIP in the fourth quarter of the fiscal year. This was especially true of airports in northern-tiers States with very short construction seasons.

Continuous short-term extensions increase airport sponsor and the FAA grant management costs because they increase the number of grants issued. In FY 2008, due to the two-program year, the FAA issued 500 additional development grants. Each of these grants has significant ongoing oversight implications that last for years after the grant is initially issued. Additionally, financial risk of the program increases as the FAA and airport sponsors expedite the grant process on a greater number of grants, potentially increasing the number of errors.

**2009 AIP Extensions:** During FY 2009, two separate public laws extended the Vision 100—Century of Aviation Reauthorization Act through September 30, 2009:

- Initial Extension. P.L. 110-330 provided a 6-month AIP authorization through March 31, 2009. This extension allowed the AIP prorated entitlements to be apportioned at the full percentage rate.
- Second Extension. P.L. 111-12 extended the AIP for another 6-month period to the end of the fiscal year.

The FY 2009 obligation limitation of grant funds after nongrant considerations, such as program administration, provided \$3.385 billion in available funds for AIP obligations. The AIP funding provided \$129.8 million for the FAA's Office of Airports' administrative expenses, the Small Community Air Service Development Program, Airport Cooperative Research Program, and the Airport Technology Research. The AIP net funding amount available for new AIP grants totaled \$3.385 billion.<sup>54</sup>

---

<sup>54</sup> This amount is the total AIP amount authorized by legislation less administrative expenses, Airport Cooperative Research Program, and Airport Technology Research expenses (see Table 4 for a breakdown of these expenses, and Chapters 13 and 15 for further details).

This page intentionally left blank.

## Appendix C: Grant Funding Authorizations, Obligation Limitations, and Obligations

The following chart shows the cumulative performance of the AIP since the program's inception in 1982. Funding amounts are shown in millions of dollars.

<b>Fiscal Year</b>	<b>Congressional Auth. AIP Funding Amount</b>	<b>AIP Funding Amount Adjusted for Approp. Act Limitations</b>	<b>Gross Obligations<sup>1, 3</sup></b>	<b>Total Amount of New Grants Awarded</b>	<b>Total Number of New Grants Awarded</b>
1982 <sup>2</sup>	450	450	413	413	651
1983 <sup>4</sup>	800 <sup>5</sup>	805	806	736	1,082
1984 <sup>6</sup>	994	800	812	739	1,104
1985	987	925	935	849	1,160
1986 <sup>7</sup>	1,017	885	906	782	1,083
1987 <sup>8</sup>	1,017	1,025	1,053	919	1,173
1988	1,700	1,269	1,290	1,278	1,251
1989	1,700	1,400	1,430	1,279	1,258
1990	1,700	1,425	1,453	1,285	1,152
1991	1,800	1,800	1,836	1,670	1,404
1992	1,900	1,900	1,955	1,765	1,507
1993	2,025	1,800	1,875	1,830	1,434
1994 <sup>9</sup>	2,970	1,690	1,731	1,702	1,318
1995	2,161	1,450	1,501	1,418	1,047
1996	2,214	1,450	1,506	1,380	941
1997 <sup>10</sup>	2,280	1,460	1,506	1,476	1,066
1998 <sup>11</sup>	2,347	1,700	1,654	1,504	1,040
1999	2,410	1,950	1,990	1,959	1,489
2000	2,475	1,851	1,862	1,958	1,149
2001 <sup>12</sup>	3,200	3,140	3,224	3,128	1,912
2002 <sup>13</sup>	3,300	3,223	3,302	3,152	2,033
2003	3,400	3,295	3,397	3,274	2,234
2004	3,400	3,294	3,409	3,375	2,150
2005 <sup>14</sup>	3,500	3,384	3,417	3,546	2,099
2006 <sup>15</sup>	3,600	3,424	3,604	3,411	2,059
2007 <sup>16</sup>	3,700	3,402	3,567	3,341	2,022
2008 <sup>17</sup>	3,675	3,395	3,525	3,471	2,457
2009 <sup>18</sup>	3,900	3,385	3,509	3,471	2,885

---

<sup>1</sup> Gross obligations are calculated by adding the amount of new grants awarded with the amount of recoveries in prior-year grants used for increases in existing grants. Gross obligations include current year funds plus reobligations of funds recovered from adjustments to prior year projects. The difference between yearly gross obligations and new grants is attributed to increases to existing grant agreements.

<sup>2</sup> The FY 1982 gross obligations included ADAP entitlements that were authorized to be continued under the AIP. FY 1982 data does not include an FY 1982 grant to the Cannon International Airport, Reno, NV, for \$5.1 million that was funded with FY 1982 funds authorized prior to approval of the AIP.

<sup>3</sup> For FY 1982–1993, gross obligation amounts do not include reobligated funds recovered from adjustments to obligations made under the ADAP authorized from FY 1970 through FY 1981. Legislation allowed use of recovered ADAP funds for ADAP grant increases up to a maximum of 10 percent of the original grant amount. Reobligation amounts were \$7.1 million for 1982; \$6.7 million for 1983; \$7.1 million for 1984; \$5.2 million for 1985; \$4.0 million for 1986; \$6.7 million for 1987; \$2.7 million for 1988; \$3.1 million for 1989; \$1.1 million for 1990; \$0.4million for 1991; \$0.2 million for 1992; and \$0.1 million for 1993.

<sup>4</sup> The FY 1983 appropriation included \$600 million of the \$800 million authorized and \$150 million of the \$200 million authorized by the Surface Transportation Assistance Act of 1982 (STAA) and appropriated under the Emergency Jobs Bill (P.L. 98-8), plus another \$54.5 million of unrequested entitlements carried over from prior years.

<sup>5</sup> The STAA increased authorization by \$200 million in FY 1983 and FY 1984 and by another \$75 million in FY 1985. The projects approved under this authorization were referred to as “Jobs Bill Projects” since they were financed with funds appropriated by the Emergency Jobs Bill (P.L. 98-8).

<sup>6</sup> The FY 1984 appropriation included \$793.5 million of the \$993.5 million authorized and \$6.5 million of the \$200 million authorized by the STAA and appropriated under the Emergency Jobs Bill (P.L. 98-8).

<sup>7</sup> The FY 1986 appropriation included \$885.2 million of the \$925 million authorized and was reduced by P.L. 99-177, Balanced Budget and Emergency Deficit Control Act.

<sup>8</sup> The FY 1987 appropriation included the \$1 billion authorized, plus a \$25 million supplemental appropriation (P.L. 100-71).

<sup>9</sup> The total amount authorized in FY 1994 was \$2.97 billion. Compared to historical authorizations, the FY 1994 amount was anomalous. This was due to the combination of the lapse of authority of the AIP after FY 1993 and the amendments extending the program in May 1994 and August 1994.

<sup>10</sup> Congress imposed rescissions in contract authority of \$50 million per P.L. 104-208, Omnibus Consolidated Appropriations Act (1997), and \$750 million per P.L. 105-18, 1997 Emergency Supplemental Appropriations Act.

- <sup>11</sup> Congress imposed rescissions in contract authority of \$412 million per P.L. 105-66, Department of Transportation and Related Agencies Appropriations Act, 1998.
- <sup>12</sup> Congress imposed rescissions in contract authority of \$579 million per P.L. 106-346, Department of Transportation and Related Agencies Appropriations Act, 2001.
- <sup>13</sup> Congress imposed rescissions in contract authority of \$301.7 million per P.L. 107-87, Department of Transportation and Related Agencies Appropriations Act, 2002.
- <sup>14</sup> Congress imposed rescissions in contract authority of \$265 million per P.L. 108-447, Consolidated Appropriations Act, 2005.
- <sup>15</sup> Congress imposed rescissions in contract authority of \$1,032 million per P.L. 109-115, Transportation, Treasury, Housing and Urban Development, the Judiciary, the District of Columbia, and Independent Appropriations Act, 2006.
- <sup>16</sup> Congress imposed rescissions in contract authority of \$621 million per P.L. 110-5, Revised Continuing Appropriations Resolution, 2007.
- <sup>17</sup> Congress imposed rescissions in contract authority of \$270.5 million per P.L. 110-161, Consolidated Appropriations Act, 2008.
- <sup>18</sup> Congress imposed rescissions in contract authority of \$80 million per P.L. 111-8, Omnibus Appropriations Act, 2009.

## **Appendix D: Total AIP Grant Funds Awarded by Development and Funding Types**

---

### Cumulative Grants Awarded FY 1992-2009

Airport Improvement Program

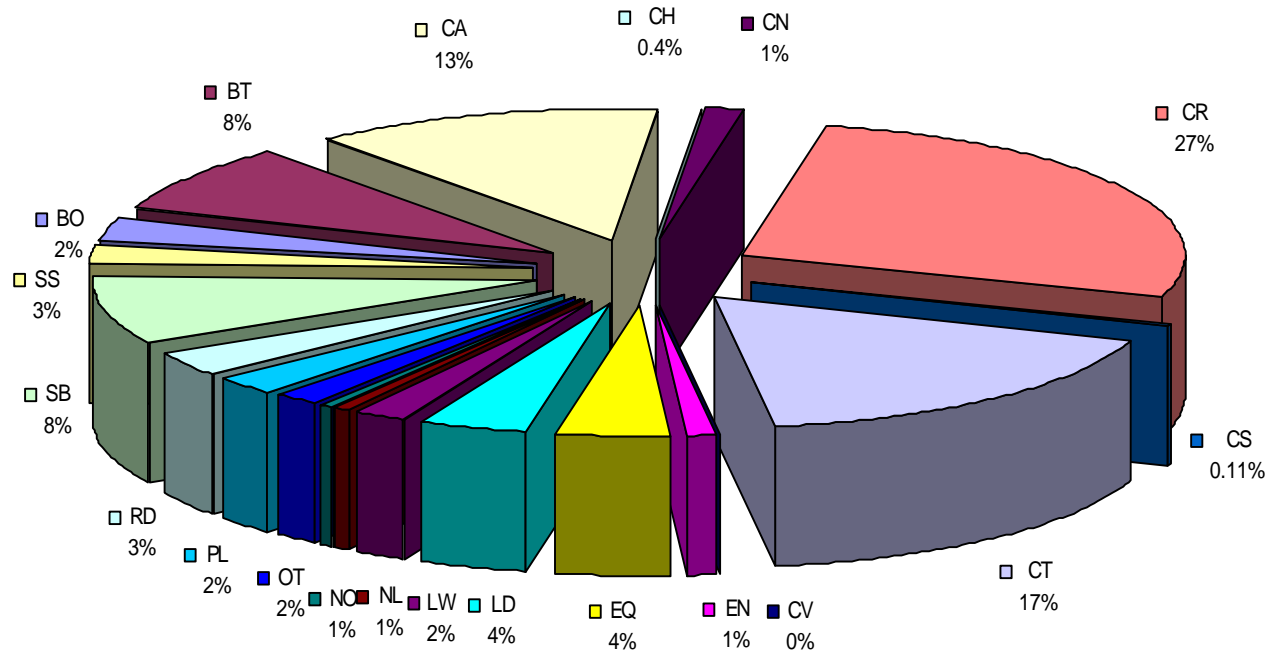
D-2

26<sup>th</sup> Annual Report of Accomplishments

Development Planning Type		Apportioned Grant Funds		Discretionary Grant Funds		Combined Grant Funds	
Abbrev	Description	Total Awarded (\$ Millions)	%	Total Awarded (\$ Millions)	%	Total Awarded (\$ Millions)	%
BO	Building, Other	586.29	2.69	443.63	1.93	1,029.92	2.30
BT	Building, Terminal	1,824.40	8.36	442.69	1.93	2,267.09	5.06
CA	Landing Area Construction, Apron	2,808.82	12.87	1,943.96	8.45	4,752.78	10.60
CH	Landing Area Construction, Heliport	8.49	0.04	3.52	0.02	12.01	0.03
CN	Landing Area Construction, New Airport	293.98	1.35	482.84	2.10	776.82	1.74
CR	Landing Area Construction, Runway	5,972.85	27.36	8,619.40	37.46	14,592.26	32.54
CS	Landing Area Construction, Seaplane Base	21.91	0.11	1.00	0.01	22.91	0.06
CT	Landing Area Construction, Taxiway	3,745.51	17.16	2,953.52	12.84	6,699.03	14.94
CV	Landing Area Construction, Vertiport	0.49	0.01	0.00	0.00	0.49	0.01
EN	Environmental	275.54	1.27	219.42	0.96	494.95	1.11
EQ	Equipment	880.84	4.04	345.80	1.51	1,226.65	2.74
LD	Land (Other than Noise)	850.28	3.90	603.55	2.63	1,453.82	3.25
LW	Lighting, Nav aids, Weather, Obstructions, Signage	473.62	2.17	306.36	1.34	779.98	1.74
NL	Noise Control, Land	92.16	0.43	1,433.84	6.24	1,526.00	3.41
NO	Noise Control, Other	130.63	0.60	2,573.93	11.19	2,704.55	6.04
OT	Other	334.88	1.54	328.87	1.43	663.75	1.49
PL	Planning	525.56	2.41	237.57	1.04	763.13	1.71
RD	Roadways	667.60	3.06	292.09	1.27	959.69	2.14
SB	State Block Grant Programs	1,850.52	8.48	906.87	3.95	2,757.39	6.15
SS	Safety and Security	490.57	2.25	874.03	3.80	1,364.60	3.05
<b>Totals</b>		<b>21,834.94</b>	<b>100</b>	<b>23,012.89</b>	<b>100</b>	<b>44,847.82</b>	<b>100</b>

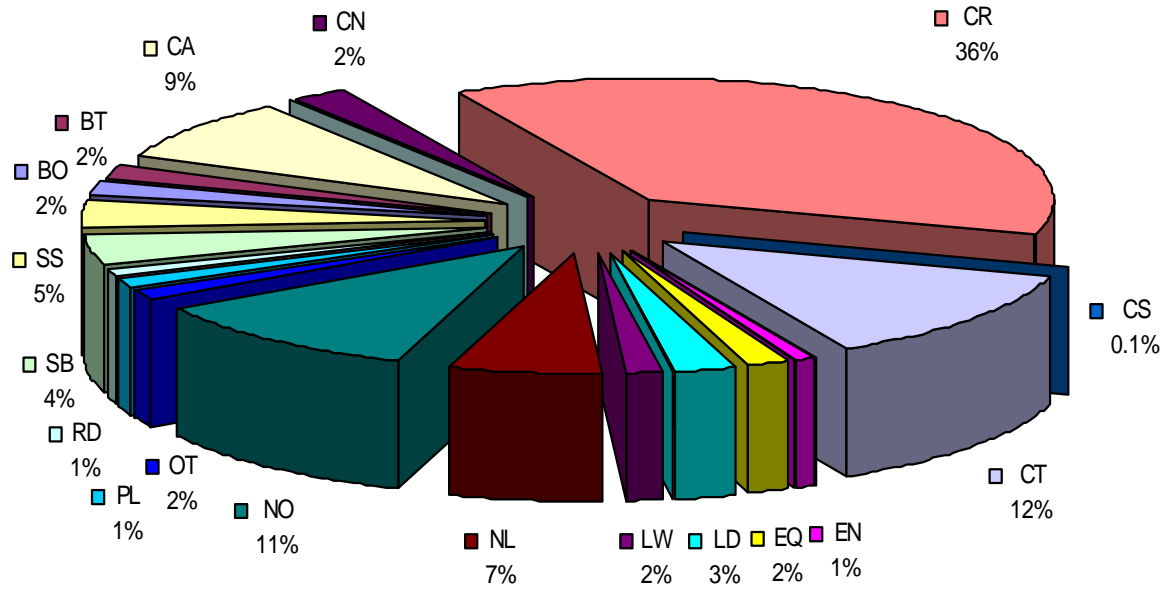


**FY 1992 - FY 2009  
Cumulative Apportioned Grant Funds Awarded**



BO Building, Other	BT Building, Terminal	CA Landing Area Construction, Apron
CH Landing Area Construction, Heliport	CN Landing Area Construction, New Airport	CR Landing Area Construction, Runway
CS Landing Area Construction, Seaplane Base	CT Landing Area Construction, Taxiway	CV Landing Area Construction, Vertiport
EN Environmental	EQ Equipment	LD Land (Other than Noise)
LW Lighting, Nav aids, Weather, Obstructions, Signage	NL Noise Control, Land	NO Noise Control, Other
OT Other	PL Planning	RD Roadways
SB State Block Grant Programs	SS Safety and Security	

## FY 1992 - FY 2009 Cumulative Discretionary Grant Funds Awarded

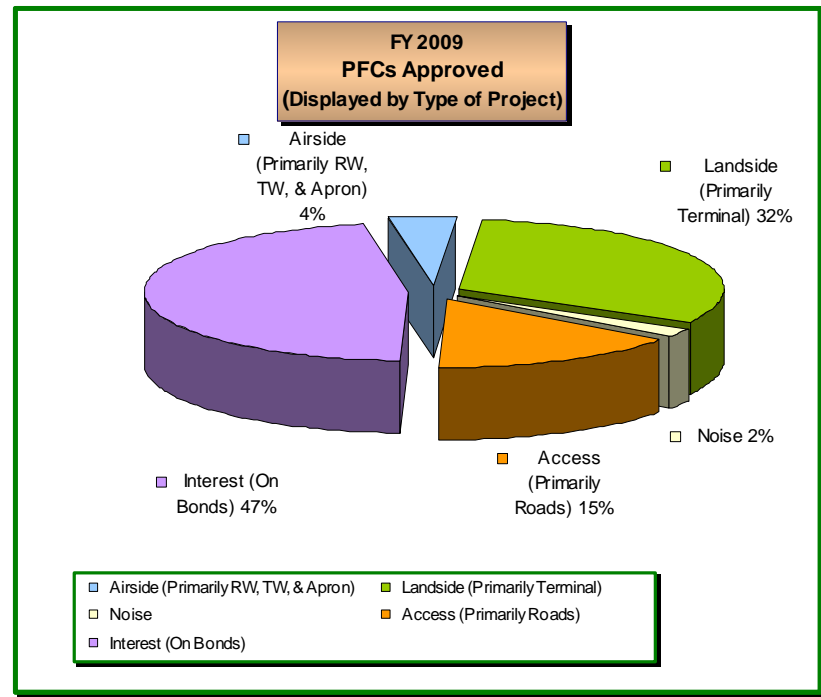
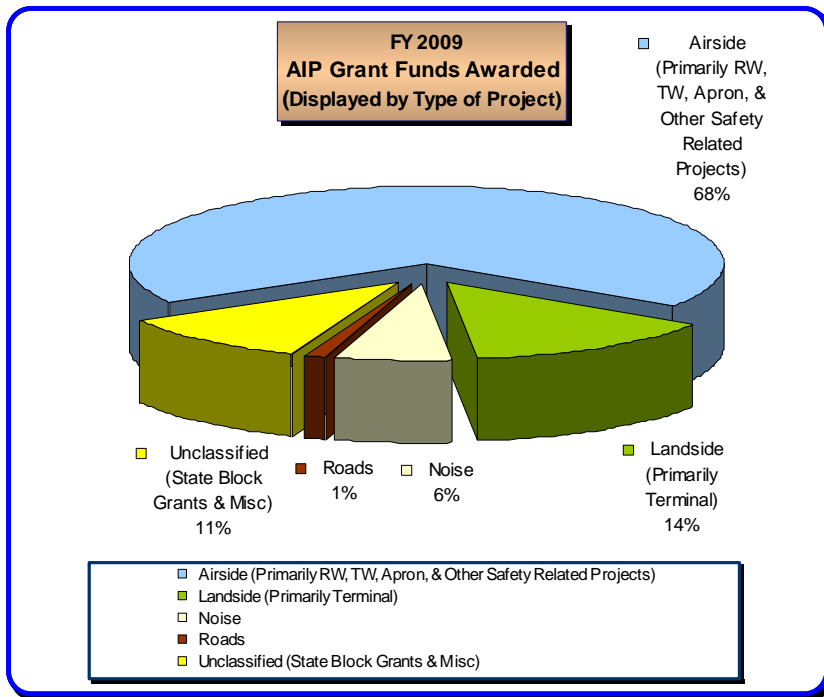


BO Building, Other	BT Building, Terminal	CA Landing Area Construction, Apron
CN Landing Area Construction, New Airport	CR Landing Area Construction, Runway	CS Landing Area Construction, Seaplane Base
CT Landing Area Construction, Taxiway	EN Environmental	EQ Equipment
LD Land (Other than Noise)	LW Lighting, Nav aids, Weather, Obstructions, Signage	NL Noise Control, Land
NO Noise Control, Other	OT Other	PL Planning
RD Roadways	SB State Block Grant Programs	SS Safety and Security

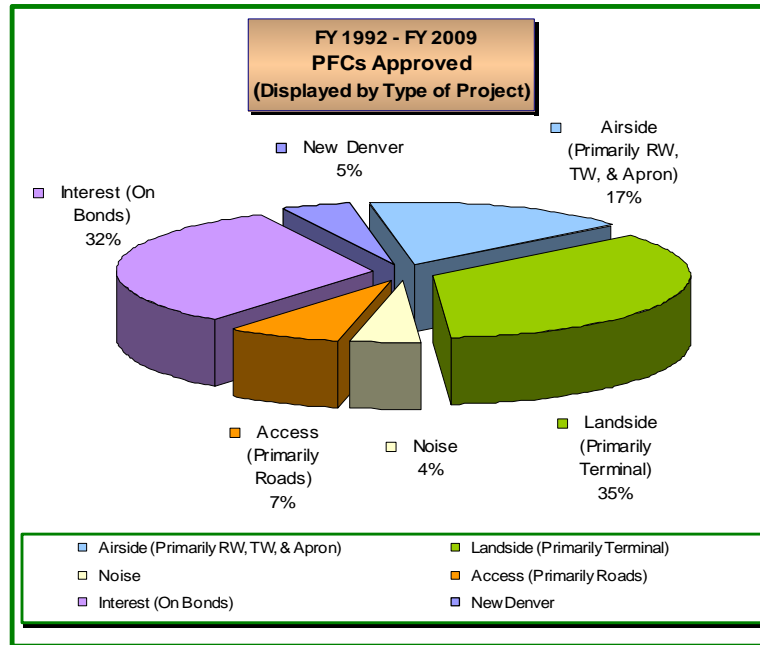
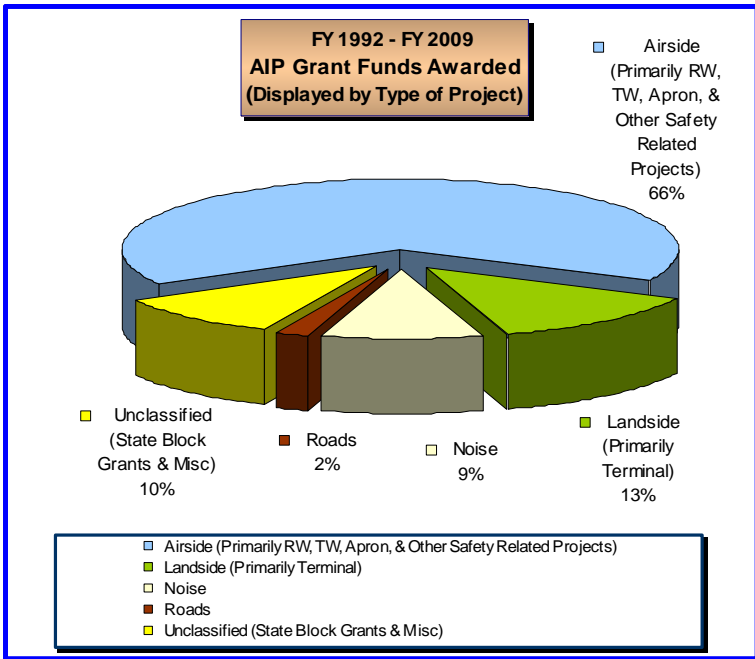
## **Appendix E: Comparisons of AIP to PFC**

---

Approved Funds, FY 2009 (\$ Millions)			
Airport Improvement Program		Passenger Facility Charge Program	
Development/Planning	Grant Funds Awarded *	Development/Planning	PFC Funds Authorized
Airside (Primarily RW, TW, Apron, & Other Safety Related Projects)	2,319.8	Airside (Primarily RW, TW, & Apron)	290.1
Landside (Primarily Terminal)	475.8	Landside (Primarily Terminal)	2,272.5
Noise	217.7	Noise	160.1
Roads	38.2	Access (Primarily Roads)	1,095.0
Unclassified (State Block Grants & Misc.)	372.5	New Denver	0.0
<b>Total</b>	<b>\$3,424.0</b>	Interest (On Bonds)	3,330.3
* Includes all funds awarded, including projected future amounts for multiyear grants		<b>Total</b>	<b>\$7,148.0</b>



Cumulative Funds, FY 1992 – 2009 (\$ Millions)			
Airport Improvement Program		Passenger Facility Charge Program	
Development/Planning	Grant Funds Awarded*	Development/Planning	PFC Funds Authorized
Airside (Primarily RW, TW, Apron, & Other Safety Related Projects)	29,435.6	Airside (Primarily RW, TW, & Apron)	11,657.8
Landside (Primarily Terminal)	5,770.7	Landside (Primarily Terminal)	24,747.0
Noise	4,230.6	Noise	3,071.8
Roads	959.7	Access (Primarily Roads)	5,105.0
Unclassified (State Block Grants & Misc)	4,443.8	New Denver	3,137.1
<b>Total</b>	<b>\$44,840.3</b>	Interest (On Bonds)	22,599.4
* Includes all funds awarded, including projected future amounts for multiyear grants		<b>Total</b>	<b>\$70,318.0</b>



This page intentionally left blank

## Appendix F: Letter of Intent Payments for FY 2009

Letter of Intent Payments for FY 2009				
(\$ Thousands)				
State	Primary/Reliever Airports	Entitlement Funds	Discretionary Funds	Total Funds
<b>AK</b>	Ted Stevens Anchorage International	\$ 1,387	\$ 0	\$ 1,387
<b>CA</b>	Sacramento International	\$ 2,972	\$ 6,000	\$ 8,972
<b>CO</b>	Denver International	\$ 0	\$ 2,000	\$ 2,000
<b>FL</b>	Miami International	\$ 0	\$ 10,110	\$ 10,110
<b>FL</b>	Orlando International	\$ 4,780	\$ 0	\$ 4,780
<b>GA</b>	Hartsfield - Jackson Atlanta International	\$ 0	\$ 23,708	\$ 23,708
<b>IA</b>	Grand Rapids/Eastern Iowa	\$ 3,414	\$ 4,300	\$ 7,714
<b>IL</b>	Chicago O'Hare International	\$ 6,500	\$ 20,000	\$ 26,500
<b>IN</b>	Gary IN Gary/Chicago International	\$ 1,000	\$ 5,000	\$ 6,000
<b>IN</b>	Indianapolis International	\$ 5,000	\$ 5,000	\$ 10,000
<b>KY</b>	Covington KY Cincinnati/Northern Kentucky International	\$ 0	\$ 6,000	\$ 6,000
<b>LA</b>	Baton Rouge Municipal	\$ 3,400	\$ 4,000	\$ 7,400
<b>MA</b>	Boston MA General Edward Lawrence Logan International	\$ 3,740	\$ 6,000	\$ 9,740
<b>MD</b>	Hagerstown Regional-Richard A Henson Field	\$ 150	\$ 3,850	\$ 4,000
<b>MN</b>	Minneapolis-St Paul International/Wold-Chamberlain	\$ 0	\$ 5,000	\$ 5,000
<b>MO</b>	Lambert-St Louis International	\$ 2,838	\$ 12,500	\$ 15,338
<b>NC</b>	Charlotte/Douglas International	\$ 8,500	\$ 11,000	\$ 19,500
<b>NC</b>	Greensboro Piedmont Triad International	\$ 5,200	\$ 6,000	\$ 11,200
<b>NY</b>	John F. Kennedy International	\$ 0	\$ 11,900	\$ 11,900
<b>OH</b>	Cleveland-Hopkins International	\$ 3,036	\$ 16,480	\$ 19,516
<b>PA</b>	Harrisburg International	\$ 0	\$ 2,170	\$ 2,170
<b>TN</b>	Memphis International	\$ 0	\$ 5,180	\$ 5,180
<b>TX</b>	Dallas/Fort Worth International	\$ 0	\$ 5,292	\$ 5,292
<b>TX</b>	George Bush Intercontinental/Houston	\$ 10,000	\$ 12,750	\$ 22,750
<b>UT</b>	St. George/New Airport	\$ 1,000	\$ 9,000	\$ 10,000
<b>VA</b>	Washington Dulles International	\$ 6,662	\$ 20,000	\$ 26,662
<b>WA</b>	Seattle-Tacoma International	\$ 5,213	\$ 13,700	\$ 18,913
<b>Fiscal Year 2009 National Totals</b>		<b>\$74,792</b>	<b>\$74,792</b>	<b>\$226,940</b>

## **Appendix G: Letter of Intent Commitments by Fiscal Year**

---



**Letter of Intent Commitments by Fiscal Year (\$ Millions)**

	2010	2011	2012	2013	2014	2015	2016	2017	2018	Beyond	Total
<b>State: AK</b>											
<b>Ted Stevens Anchorage International</b>											
Entitlement	1,957	3,476	3,016	0	0	0	0	0		0	8,449
Discretionary	4,000	7,200	6,280	0	0	0	0	0		0	17,480
<b>State: CA</b>											
<b>Sacramento International</b>											
Entitlement	2,182	2,124	2,171	2,220	2,271	2,329	0	0		0	13,297
Discretionary	7,500	7,000	6,000	6,000	6,000	5,132	0	0		0	37,632
<b>State: CO</b>											
<b>Denver International</b>											
Entitlement	0	0	0	0	0	0	0	0		0	0
Discretionary	7,000	7,000	6,000	2,000	0	0	0	0		0	22,000
<b>State: FL</b>											
<b>Miami International</b>											
Entitlement	0	0	0	0	0	0	0	0		0	0
Discretionary	8,540		0	0	0	0	0	0		0	8,540
<b>State: GA</b>											
<b>Hartsfield - Jackson Atlanta International</b>											
Entitlement	0	0	0	0	0	0	0	0		0	0
Discretionary	12,500	10,000		0	0	0	0	0		0	22,500
<b>State: IA</b>											
<b>Cedar Rapids, The Eastern Iowa Airport</b>											
Entitlement	3,000	0	0	0	0	0	0	0		0	3,000
Discretionary	3,500	2,500	1,500	0	0	0	0	0		0	7,500
<b>State: IL</b>											
<b>Chicago O'Hare International</b>											
Entitlement	6,500	0	0	0	0	0	0	0		0	6,500
Discretionary	20,000	20,000	20,000	20,000	20,000	20,000	20,000	20,000	20,000	40,000	220,000
<b>State: IN</b>											
<b>Gary/Chicago International</b>											
Entitlement	1,000	1,000	1,000	1,000	1,000	1,000	0	0		0	6,000
Discretionary	5,000	5,000	5,000	5,000	5,000	2,845	0	0		0	27,845

<b>Indianapolis International</b>											
Entitlement	5,000	5,000	0	0	0	0	0	0	0	0	10,000
Discretionary	3,000	5,000	0	0	0	0	0	0	0	0	8,000
<b>State: KY</b>											
<b>Covington, Cincinnati/Northern Kentucky International</b>											
Entitlement	0	0	0	0	0	0	0	0	0	0	0
Discretionary	2,000	6,000	0	0	0	0	0	0	0	0	8,000
<b>State: LA</b>											
<b>Baton Rouge Metropolitan</b>											
Entitlement	3,400	3,400	3,400	0	0	0	0	0	0	0	10,200
Discretionary	3,500	2,500	3,000	0	0	0	0	0	0	0	9,000
<b>State: MA</b>											
<b>Boston, General Edward Lawrence Logan International</b>											
Entitlement	3,780	3,830	3,870		0	0	0	0		0	11,480
Discretionary	5,900	5,900	5,800	0	0	0	0	0	0	0	17,600
<b>State: MD</b>											
<b>Hagerstown Regional-Richard A Henson Field</b>											
Entitlement	150	150	150	150	0	0	0	0		0	600
Discretionary	850	850	850	850	0	0	0	0		0	3,400
<b>State: MN</b>											
<b>Minneapolis-St Paul International/Wold-Chamberlain</b>											
Entitlement	0	0	0	0	0	0	0	0		0	0
Discretionary	5,000	0	0	0	0	0	0	0		0	5,000
<b>State: MO</b>											
<b>Lambert-St Louis International</b>											
Entitlement	4,250	0	0	0	0	0	0	0		0	4,250
Discretionary	8,500	0	0	0	0	0	0	0		0	8,500
<b>State: NC</b>											
<b>Charlotte/Douglas International</b>											
Entitlement	8,500	8,500	8,500	0	0	0	0	0		0	25,500
Discretionary	12,000	12,000	12,000	12,000	6,000	0	0	0		0	54,000
<b>Greensboro, Piedmont Triad International</b>											
Entitlement	5,200	5,200	5,200	6,115	0	0	0	0		0	21,715
Discretionary	6,000	0	0	0	0	0	0	0		0	6,000

<b>State: NY</b>											
<b>John F Kennedy International</b>											
Entitlement	0	0	0	0	0	0	0	0	0	0	0
Discretionary	14,800	10,900	14,800	11,800	10,900	7,000	7,000	0	0	0	77,200
<b>State: OH</b>											
<b>Cleveland-Hopkins International</b>											
Entitlement	3,099	3,165	3,233	3,304	3,378	3,455	3,535	659	0	0	23,828
Discretionary	13,170	0	0	0	0	0	0	0	0	0	13,170
<b>State: TN</b>											
<b>Memphis International</b>											
Entitlement	0	0	0	0	0	0	0	0	0	0	0
Discretionary	4,823	0	0	0	0	0	0	0	0	0	4,823
<b>State: TX</b>											
<b>Dallas/Fort Worth International</b>											
Entitlement	0	0	0	0	0	0	0	0	0	0	0
Discretionary	6,000	0	0	0	0	0	0	0	0	0	6,000
<b>George Bush Intercontinental/Houston</b>											
Entitlement	10,024	0	0	0	0	0	0	0	0	0	10,024
Discretionary	13,050	0	0	0	0	0	0	0	0	0	13,050
<b>State: UT</b>											
<b>St George, New Airport</b>											
Entitlement	1,000	1,000	1,000	1,000	1,000	1,000	0	0	0	0	6,000
Discretionary	10,000	15,000	10,000	10,000	10,000	9,000	0	0	0	0	64,000
<b>State: VA</b>											
<b>Washington Dulles International</b>											
Entitlement	6,662	6,662	0	0	0	0	0	0	0	0	13,325
Discretionary	4,000	0	20,000	13,000	13,000	14,000	9,000	0	0	0	73,000

<b>State: WA</b>											
<b>Seattle-Tacoma International</b>											
Entitlement	335	5,400	5,500	5,600	5,700	6,232	0	0		0	28,767
Discretionary	20,075	8,200	0	0	0	0	0	0		0	28,275
<b>Total</b>											
Entitlement	66,039	48,907	37,040	19,389	13,349	14,016	3,535	659	0	0	202,934
Discretionary	200,708	125,050	111,230	80,650	70,900	57,977	36,000	20,000	20,000	40,000	762,515

## **Appendix H: Land Use Compliance Report for FY 2009**

---

Land Use Compliance Report for FY 2009								
Location	Region	City	St	LOCID	Compliance Issue	Corrective Action	Compliance Status	Estimated Completion/ Compliance Date
Aniak	AL	Aniak	AK	ANI	Airport sponsor has permitted nonaeronautical uses without the FAA concurrence and at below fair market value (FMV).	Eliminate nonaeronautical uses or seek the FAA concurrence at FMV. The airport sponsor has established communications with the FAA on the issues.	Sponsor is taking corrective action to become compliant.	September 2010
Fort Yukon	AL	Fort Yukon	AK	FYU	The ALP is not current. Several nonaeronautical uses (residences, storage) have been permitted on airport property without the FAA's approval.	Airport sponsor to submit an updated ALP. Airport sponsor must submit a corrective action plan that is consistent with the FAA requirements.	Compliant	Sponsor submitted corrective action in January 2009
Girdwood	AL	Girdwood	AK	AQY	The ALP is not current. The airport sponsor has also permitted nonaeronautical use of airport property (kennel facilities, vehicular parking and storage) without the FAA's approval.	The airport sponsor is to provide a corrective action plan that addresses all of the land use issues identified at the airport, including updating the ALP with accurate information. Cease nonaeronautical-uses of aeronautical property and seek the FAA's approval to redesignate specific aeronautical parcels for nonaeronautical-uses where appropriate. Develop a schedule to amend leases to reflect appropriate valuation.	In Process	June 2010
Gulkana	AL	Gulkana	AK	GKN	The ALP is not current. Certain taxiways are used for nonaeronautical uses (ski/gravel strip). Several nonaeronautical uses of airport property are taking place without the FAA's approval (nonairport equipment storage, living quarters, and campground). Several of the nonaeronautical uses provide no compensation to the airport.	Submit an updated ALP. Airport sponsor must submit a corrective action plan that is consistent with the FAA requirements.	In Process	June 2010
Igiugig	AL	Igiugig	AK	IGG	Airport sponsor has permitted certain nonaeronautical (residences, offices, vehicle parking) uses at the airport without the FAA's approval. The ALP is not current.	Airport sponsor must submit a corrective action plan that is consistent with the FAA requirements and submit an updated ALP.	In Process	June 2010
Ralph M Calhoun Memorial	AL	Tanana	AK	TAL	In addition to a nonconforming ALP, the airport sponsor has permitted nonaeronautical uses of airport property without the FAA's approval.	Airport sponsor must update the ALP and terminate nonaeronautical uses.	In Process	June 2010
Willow	AL	Willow	AK	UUO	The ALP is not current and incompatible land uses have been found at the airport (residences). The airport sponsor has also permitted nonaeronautical use of airport property (place of worship and a school) without the FAA's approval.	The airport sponsor is to provide a corrective action plan that addresses all of the land use issues identified at the airport.	In Process	June 2010

Land Use Compliance Report for FY 2009								
Location	Region	City	St	LOCID	Compliance Issue	Corrective Action	Compliance Status	Estimated Completion/ Compliance Date
Palmer	AL	Palmer	AK	PAQ	The ALP is not current and incompatible land uses have been found at the airport (telecommunications business). The airport sponsor has also permitted non-aeronautical use of airport property (school nutritional distribution facility) without the FAA's approval.	The airport sponsor has met with this office, is getting appraisal of airport land, and has provided a corrective action plan that addresses some of the land use issues identified at the airport.	In Process	December 2010
Bettles	AL	Bettles	AK	BET	The ALP is not current and incompatible land uses have been found at the airport (residential). The airport sponsor has also permitted nonaeronautical use of airport property (school) without the FAA's approval.	The airport sponsor has met with this office and has provided a corrective action plan that addresses the land use issues identified at the airport. They are drafting changes to the ALP and submitting letter requests for the FAA's approval.	In Process	December 2010
Hoonah	AL	Hoonah	AK	HNH	The ALP is not current.	The ALP is being drafted for submittal to the FAA.	In Process	June 2010
Jack Edwards	SO	Gulf Shores	AL	JKA	The Exhibit A map and the ALP are inconsistent with runway visibility zones, and there are inconsistencies concerning the airport's property line in reference to the underlying surplus property deed. The airport sponsor has also permitted a road to traverse airport property acquired with AIP funds without the FAA's approval.	Update property maps and ALP.	Compliant	Corrected action completed October 2008
Ganado	WP	Ganado	AZ	85V	Airport closed without the FAA's approval.	The airport has been closed and abandoned. Grants have been closed and funds recovered.	Closed	July 2009
Phoenix Sky Harbor International	WP	Phoenix	AZ	PHX	Proceeds from the disposal of noise land was not returned to the noise program as required.	The airport sponsor must apply the disposal proceeds back to the noise program or back to the Trust Fund. Compliance with Grant Assurance 31 "Disposal of Land" is expected. The airport sponsor has agreed with the FAA, is cooperating, and is completing the required appraisals.	In Process	September 2010
Pinal Airpark	WP	Marana	AZ	MZJ	The entire airport was leased to a private company in violation of the applicable Surplus Property Agreement. The airport is not open to the public. Several land use issues were also identified.	Airport sponsor must renegotiate lease with operator and address all outstanding compliance violations. Although the sponsor is cooperating with the FAA, and the sponsor is actively pursuing resolution of the issue, an exclusive right that has been granted to one operator for the entire airport has not yet been eliminated. Airport remains unopened to the public.	Non-compliant	No formal corrective action plan or completion date

Land Use Compliance Report for FY 2009								
Location	Region	City	St	LOCID	Compliance Issue	Corrective Action	Compliance Status	Estimated Completion/ Compliance Date
Superior Municipal	WP	Superior	AZ	E81	The airport closed without the FAA's approval.	The airport sponsor must take appropriate action to either reopen the facility or provide the FAA with an acceptable alternative that meets the applicable Federal obligations.	Non-compliant	No formal corrective action plan
Winslow-Lindbergh Regional	WP	Winslow	AZ	INW	The airport sponsor disposed of airport property without the FAA's approval.	The airport sponsor is taking corrective action to resolve land use issues in the master planning process.	In Process	December 2010
Blythe	WP	Blythe	CA	BLH	The airport sponsor allowed long term leases of airport property for nonaeronautical use without the FAA's approval.	Airport sponsor should terminate leases or seek the FAA's release of land from aeronautical use. There has been progress on this issue. The FAA is considering approval of certain nonaeronautical revenue producing activities as part of the corrective action plan.	In Process	September 2010
Fresno Yosemite International	WP	Fresno	CA	FAT	The airport sponsor disposed of airport property without the FAA's approval (release) and below FMV.	The airport sponsor must submit and the FAA must approve the release and current use of land. Sponsor must compensate airport account at FMV based on an appraisal. The FAA expects repayment with interest. A new ALP and Exhibit A must be submitted to the FAA. The FAA approved the airport sponsor's payment schedule as sufficient corrective action.	Compliant	Corrective action since January 2009
Holtville	WP	Holtville	CA	L04	The airport is no longer used as an airport. The airport has effectively been abandoned.	The airport sponsor was asked to take appropriate action to ensure that the facility is used for airport purposes. A feasibility study for a replacement airport conducted. Plans to reopen the airport have been considered. The airport remains closed.	Non-compliant	December 2010
Van Nuys	WP	Van Nuys	CA	VNY	Several nonaeronautical uses of airport property must revert to aeronautical use. Certain airport property is to be dedicated to aeronautical uses.	The airport sponsor needs to establish a transition plan and take action to convert the nonaeronautical use areas to aeronautical uses. Dedicate certain areas for aeronautical uses and make them available accordingly. The airport sponsor has taken significant steps towards implementing corrective action, including not renewing nonaeronautical leases, and dedicating airport property to specific types of aeronautical uses as a means to address aeronautical demand. However, additional time is needed to ascertain full implementation.	Sponsor is taking corrective action to become compliant.	December 2009



**Land Use Compliance Report for FY 2009**

Location	Region	City	St	LOCID	Compliance Issue	Corrective Action	Compliance Status	Estimated Completion/ Compliance Date
Jeffco	NM	Denver	CO	BJC	The ALP is inconsistent with release records and as such is not representative of actual conditions at the airport.	The airport sponsor is cooperating with the FAA in updating the ALP. Additional time is required to achieve compliance.	In Process	January 2010
Suwannee County	SO	Live Oak	FL	24J	Despite FAA warnings and opposition, the sponsor granted through-the-fence access for a residential airpark and has allowed further expansion.	Despite the FAA's request for corrective action, the sponsor has declined to mitigate impact of continued residential airpark development.	Non-compliant	None
Dekalb-Peachtree	SO	Atlanta	GA	PDK	Various units of county government are using airport property for non-aeronautical purposes without appropriately compensating the airport. Several nonaeronautical uses of airport property were not approved by the FAA.	The airport sponsor must seek the FAA to release and compensate the airport account accordingly. The airport sponsor submitted a corrective action plan which is still under the FAA review and several issues have already been corrected.	In Process	March 2010
Putnam County	GL	Greencastle	IN	417	The ALP has not been updated in over 30 years.	Update the ALP and provide it to the FAA.	In Process	September 2010
Sanford Regional	NE	Sanford	ME	SFM	A land use inspection revealed a town fire station on the airport.	The sponsor will take corrective action. This will include seeking the FAA's approval.	In Process	September 2010
Fitchburg Municipal	NE	Fitchburg	MA	FIT	The city has placed a wastewater treatment plant and nonaviation businesses on the airport.	The city has yet to submit acceptable corrective action.	In Process	September 2011
Coleman A. Young Municipal	GL	Detroit	MI	DET	The airport sponsor has permitted several nonaeronautical uses of airport property without the FAA concurrence	The airport sponsor had to terminate nonaeronautical uses or/and seek the FAA's approval under applicable policies. A new ALP and Exhibit A were also needed. The Exhibit A issue was resolved.	In Process	September 2010
Anoka County-Blaine Airport (Janes Field)	GL	Minneapolis	MN	ANE	Exhibit A is outdated. The airport sponsor permitted several nonaeronautical uses of airport property without the FAA's approval. This includes golf facilities	The airport sponsor is to update the Exhibit A and take action to submit to the FAA the appropriate release and interim use documentation. The sponsor has cooperated with the FAA in taking corrective action.	In Process	March 2010
Bruce Campbell Field	SO	Madison	MS	MBO	The airport sponsor has allowed several nonaeronautical uses of airport property without the FAA approval. This includes a community center constructed on prime aeronautical land and a road. The airport has also granted through the fence access for residential development. Fixed base operator lease language does not reflect actual amount and type of property under the tenant's control. In addition, the ALP does not reflect current uses.	The airport sponsor must take corrective action which includes seeking the FAA concurrence with the nonaeronautical uses, provide FMV compensation back to the sponsor for those uses, restrict residential access to the airport, and update its ALP to reflect those actions and existing uses.	Compliant	Corrected action completed November 2008

Land Use Compliance Report for FY 2009								
Location	Region	City	St	LOCID	Compliance Issue	Corrective Action	Compliance Status	Estimated Completion/ Compliance Date
Georgetown County Airport	SO	Georgetown	SC	GGE	The airport sponsor is permitting non-aeronautical, municipal use (county mosquito control activities) on airport property and not receiving FMV for this use. Sponsor disposed of several parcels of airport property without receiving FMV for the property. This has been resolved through completing capital improvements to the airport funded with general revenues and more than compensate the airport for the value of the liquidated properties. Sponsor must revise Exhibit A and the ALP to accurately reflect airport boundaries.	The airport sponsor provided a corrective action plan that addresses all of the land use issues identified at the airport.	In Process	March 2010
South Jersey Regional	EA	Mount Holly	NJ	VAY	The airport sponsor allowed several nonaeronautical uses of airport property. In addition, a museum was permitted on airport property at a nominal rate. Finally, the ALP does not reflect several airport land uses.	The airport sponsor must take corrective action to seek the FAA approval for the nonaeronautical uses, including providing the appropriate information regarding FMV, elimination of nominal rental values, and compensating the sponsor accordingly. The ALP must be updated. The sponsor is cooperating with the FAA. There has been progress, and resolution is expected in FY 2008, in part by the use of special conditions in future grants. As a result, additional time is needed.	Compliant	Corrective action completed August 2009
McCarran International	WP	Las Vegas	NV	LAS	Proceeds from the disposal of noise land were not returned to the noise program as required.	Proceeds from the disposal of noise land must be returned to the noise program or to the Trust Fund. Compliance with Grant Assurance 31 "Disposal of Land" is required. The sponsor is cooperating with the FAA, and it is anticipated that corrective action will be achieved in FY 2009 since the required identification of property and the appraisal process are progressing. Additional time is needed in order to resolve the matter.	In Process	September 2010

Land Use Compliance Report for FY 2009								
Location	Region	City	St	LOCID	Compliance Issue	Corrective Action	Compliance Status	Estimated Completion/ Compliance Date
East Hampton	EA	East Hampton	NY	HTO	The airport sponsor permitted nonaeronautical land uses within the airport property without the FAA approval and below FMV.	Take action to correct non-aeronautical uses and compensate the airport in a manner that is consistent with applicable law and the FAA policy. The sponsor and the FAA have agreed on the amount of the compensation to be credited back to the airport. Although it was anticipated that this issue will be closed and in compliance in FY 2007, additional time is needed to complete all corrective action.	Compliant	Corrective action completed October 2008
Plattsburgh International	EA	Plattsburgh	NY	PBG	In a replacement airport situation, the airport sponsor has not yet completed the disposition of the airport land that constituted the old facility.	Dispose of the old airport land as required, at FMV, and apply all proceeds in a manner consistent with the applicable Federal obligations, including use for airport purposes at the new location. The airport sponsor and the FAA are working to resolve the matter.	In Process	May 2010
Buffalo Municipal Airport	GL	Buffalo	MN	CFE	The ALP does not reflect airport property. Leases allow right of first refusal and does not allow airport sponsor access to tenant's hangars.	Update the airport layout plan to reflect current airport property. Establish leases that do not allow right of first refusal and allow access to facilities by airport sponsor.	In Process	December 2009
Cincinnati Municipal Airport Lunken Field	GL	Cincinnati	OH	LUK	A significant portion of the airport is being used for nonaeronautical uses without the FAA approval and without adequate FMV compensation. Other land use issues have also been identified including airspace penetrations due to "on airport" obstructions.	The airport sponsor has to correct all outstanding issues, including taking action to dedicate certain parcels to aeronautical use in order to address aeronautical demand. The FAA must approve existing land uses, and existing land uses must provide the airport with adequate compensation. The FAA conducted a land use inspection in order to ascertain the extent of land use issues at the airport. The sponsor has taken several actions to correct several issues. Additional time is necessary to resolve all remaining issues.	In Process	September 2011
Clermont County	GL	Batavia	OH	I69	The airport sponsor has granted an exclusive right for all airport property. The sponsor has permitted nonaeronautical use of airport property. There is no current ALP.	The airport sponsor must take action to eliminate the exclusive rights that have been granted. In addition, a new ALP was to be submitted and all non-aeronautical uses removed or approved by the FAA. To date, the sponsor has not taken adequate corrective action.	Non-compliant	No progress. Evaluating removal from NPIAS.

Land Use Compliance Report for FY 2009								
Location	Region	City	St	LOCID	Compliance Issue	Corrective Action	Compliance Status	Estimated Completion/ Compliance Date
Wadsworth Municipal	GL	Wadsworth	OH	3G3	The airport sponsor has permitted certain nonaeronautical uses at the airport without the FAA's approval.	The airport sponsor must take corrective action by seeking approval of certain nonaeronautical uses and by instituting new leasing practices. Although the sponsor is cooperating with the FAA in taking corrective action, not all issues have been addressed. Additional time is needed.	In Process	January 2011
Hays Regional Airport	CE	Hays	KS	HYS	The airport sponsor disposed of airport property acquired with Federal funds without the FAA's approval.	The airport sponsor is to provide a corrective action plan requesting the FAA to approve the release of property.	Compliant	Corrective action completed January 2009
Hutchison Municipal Airport	CE	Hutchison	KS	HUT	The airport sponsor entered into an agreement with a fixed base operator on the airport which encumbered the airport property and deprived the sponsor of its responsibilities to effectively operate, manage, and develop the airport. The sponsor has entered into a lease that is less than FMV. The airport sponsor is permitting the storage of non-aeronautical items on the airport.	The airport sponsor is to recapture the property not directly needed by the fixed base operator and control the assets of the airport to make it as self-sustaining as possible. The sponsor must also provide a corrective action plan that addresses the non-aeronautical uses of airport property and assess FMV rents.	In Process	December 2011
Barnwell Regional	SO	Barnwell	SC	BNL	The airport sponsor has allowed several nonaeronautical uses of airport property without the FAA's approval. This includes municipal uses and a cemetery. The airport has also granted an easement on airport property to another entity and has allowed a nonairport entity to control parts of the airport. In addition, airport property was disposed of without the FAA approval.	The airport sponsor must take action to correct the noted deficiencies. Corrective action is to include: request the FAA concurrence, fair market compensation back to the sponsor account, and regain control over the affected properties where control was lost. The sponsor is cooperating with the FAA. As a result, additional time is granted to achieve resolution.	In Process	December 2009
Venice Municipal Airport	SO	Venice	FL	VNC	Exhibit A and the ALP must be revised to accurately reflect the boundaries of the airport. The airport sponsor must address rent free, nonaeronautical municipal use of airport property. Sponsor must address use of airport property for storage of nonaeronautical personal property by some tenants. The sponsor must address use of an RSA as a golf course driving range. The airport sponsor must address a restaurant lease of airport property and other unapproved nonaeronautical uses of airport property.	The city submitted a corrective action plan that addresses the issues identified at the airport.	In Process	September 2010
New Richmond Regional Airport	GL	New Richmond	WI	RNH	Sponsor does not have an agreement in place to charge nonaeronautical use of airport property (park and ride lot).	Submit agreement for nonaeronautical use. Sponsor submitted agreement in June 2009.	Compliant	June 2009

**Land Use Compliance Report for FY 2009**

Location	Region	City	St	LOCID	Compliance Issue	Corrective Action	Compliance Status	Estimated Completion/ Compliance Date
Scott Municipal	SO	Oneida	TN	SCX	Sponsor is moving ahead with through the -fence residential airpark in contradiction to the FAA guidance.	Despite the FAA request for corrective action, the sponsor has declined to mitigate impact of continued residential airpark development.	Non-compliant	None
Castroville Municipal	SW	Castroville	TX	T89	The airport sponsor entered into agreement with aeronautical user on airport, which encumbered airport property and deprived sponsor of its rights and responsibilities to effectively operate, manage, and develop the property. The sponsor also permitted nonaeronautical uses of airport property.	The airport sponsor must take adequate corrective action to regain control over the property and seek the FAA approval on nonaeronautical land uses. In coordination with Texas DOT, the FAA is investigating the matter informally. Additional time is needed.	In Process	April 2010
L O Simenstad Municipal	GL	Osceola	WI	OEO	The ALP is outdated.	Sponsor submitted updated ALP in December 2008.	Compliant	December 2009
Owosso Community Airport	GL	Owosso	MI	RNP	The airport sponsor does not have current Exhibit A or ALP land release for 4.42 acres required for development of airport entrance road.	Submit current Exhibit A property map and the ALP. Submit formal request for land release	In Process	December 2010
Barns County Municipal Airport	GL	Valley City	SD	6D8	The sponsor permitted nonaeronautical uses in hangars without the FAA's permission. Leases had unreasonable rates, allowed nonaeronautical uses, and does not allow sponsor access. Runway protection zones are not controlled by sponsor.	Remove nonaeronautical uses from hangars. Assure lease has reasonable rates and allows access. Take action to assure runway protection zones are protected against incompatible land use.	Compliant	Corrective action completed September 2009
Mitchell Municipal Airport	GL	Mitchell	SD	MHE	The airport sponsor does not have an effective means to ensure hangar owner's compliance with lease terms.	Develop procedures to ensure hangars are not used for nonaeronautical purposes.	In Process	March 2010
Findlay Airport	GL	Findlay	OH	FDY	The airport sponsor has airport tenants without lease agreements for their hangars, no access to hangars, and allowed to have nonaeronautical uses.	Establish a lease with all tenants, assuring access sponsor access to hangars and restricting non-aeronautical uses.	Compliant	September 2009
Huntington Municipal Airport	GL	Huntington	IN	HHG	The airport sponsor allowed through the fence operations without the FAA permission. Hangar fixed base operator leases had varying rates and durations. Structural steel and other debris scattered on the airport.	Cease through the fence operations or get the FAA permission. Standardize leases to the extent practical. Recommend establishing minimum standards. Remove structural steel and debris from airport.	In Process	September 2010

**Land Use Compliance Report for FY 2009**

Location	Region	City	St	LOCID	Compliance Issue	Corrective Action	Compliance Status	Estimated Completion/ Compliance Date
Ohio State University	GL	Columbus	OH	OSU	Several nonaeronautical uses were permitted at the airport without the FAA's approval and/or below FMV. Issues include land use designations and compensation back to the airport for nonaeronautical uses.	Take adequate corrective action to ensure the FAA approval is according to the Federal obligations and applicable policy. Cease nonaeronautical uses of aeronautical property and seek FAA approval to re-designate specific aeronautical parcels for nonaeronautical uses where appropriate. Develop a schedule to amend leases to reflect appropriate valuation and seek compensation to the airport account for municipal uses of airport property where appropriate.	In Process	December 2010
Salem-Leckrone Airport	GL	Salem	IL	SLO	The airport sponsor has airport tenants without lease agreements for their hangars, no access to hangars, and allowed to have nonaeronautical uses. The airport sponsor allows the fixed base operator to have a resident on the airport. Rules and regulations imply the fixed base operator may be granted exclusive rights.	Establish a lease with all tenants, assuring access sponsor access to hangars and restricting non-aeronautical uses. Reassess the need for airport management and/or fixed base operator to have an official presence on the airport during off-duty hours. If desired, request the FAA's approval. Modify rules and regulations to prevent granting exclusive rights to fixed base operator.	Compliant	Corrective action completed in August 2009
Danbury Municipal Airport	NE	Danbury	CT	DXR	The sponsor is permitting non-aeronautical use of airport property (restaurants, a fire station, vehicle storage for the Department of Health). The airport sponsor is discriminating against certain types of aeronautical users. Leases are vague, may be based on outdated financial data, and do not include language intended to prevent unjust economic discrimination.	The airport sponsor is to provide a corrective action plan updating the ALP and addressing the nonaeronautical use of airport property. The airport sponsor must update its airport master record and data on AirNav.com. The airport sponsor must review and update leases with aeronautical users.	In Process	June 2010
Ft. Collins/Loveland Airport	NM	Loveland	CO	FNL	Nonaeronautical lease on aeronautical property.	Request ADO approval for interim nonaeronautical use and charge FMV; or pursue request for release to dispose of property.	In Process	January 2010
Arlington Municipal Airport, Arlington, WA	NM	Arlington	WA	AWO	Nonaeronautical lease of recreational vehicle sales lot is not at FMV. Two residential use leases on airport property. Nonaeronautical leases with city are not in writing.	Sponsor is cooperating with corrective action, including nonaeronautical lease at FMV, a plan to end residential use by 12/31/11 and a plan to enter into written leases with city.	In Process	December 2011

**Land Use Compliance Report for FY 2009**

Location	Region	City	St	LOCID	Compliance Issue	Corrective Action	Compliance Status	Estimated Completion/ Compliance Date
Newnan Coweta County Airport	SO	Newnan	GA	CCO	The ALP is not current, and the Exhibit A property map does not accurately depict airport property and boundaries. The airport sponsor is permitting non-aeronautical use (dog kennel and recreational vehicle parking) on airport property and not receiving FMV. The sponsor established a long term lease with a tenant who may not be required to comply with the airport's minimum standards. The airport erected a utility pole without the FAA's approval.	The airport sponsor is to update the ALP and Exhibit A property map. The airport sponsor must also provide a corrective action plan that addresses the nonaeronautical uses of airport property and assess FMV rents. The airport sponsor must address numerous concerns associated with a long term lease and provide data needed to assess the safety of a utility pole.	In Process	December 2009
Winter Haven's Gilbert Airport	SO	Winter Haven	FL	GIF	The airport sponsor is permitting non-aeronautical use (law enforcement training activities, records storage, a swimming pool, and recreational vehicles) on airport property and not receiving FMV for these uses. Incompatible land uses encroach into airport property, and a private residence has through-the-fence access to the airport. Aircraft storage hangars have been established on an apron constructed or rehabilitated under a Federal AIP grant. Local residents are permitted to jog and bicycle within the security and safety fence of the airport.	The airport sponsor is to provide a corrective action plan that addresses all of the land use issues identified at the airport.	In Process	December 2009
Hammond Northshore Regional Airport	SW	Hammond	LA	HDC	The airport sponsor is not receiving revenue from three nonaeronautical businesses on airport property.	The airport sponsor is to provide documentation regarding the sale of the land or begin collecting revenue from these businesses for the airport account.	Compliant	November 2008
Deming Municipal	SW	Deming	NM	DMN	Sponsor disposed of two parcels of property without concurrence or the FAA's approval.	Sponsor providing documentation to the FAA to obtain formal release of obligations.	In Process	September 2010
Brown Field Municipal	WP	San Diego	CA	SDM	The airport sponsor has permitted several nonaeronautical uses without the FAA's approval, many of which are below FMV.	The airport sponsor mitigated the nonaeronautical uses that existed at the airport and it addressed compensation from leases.	Compliant	May 2009

**Appendix I: FY 2009 AIP Grants Awarded and Grant  
Amounts by Airport Type and State**

---



FY 2009 AIP Grants Awarded and Grant Amounts by Airport Type and State																
State	Primary		Commercial Count		Reliever		General Aviation		State Sponsored		State Block Grant		Other		Total Grants	
	No.	Dollar Amount	No.	Dollar Amount	No.	Dollar Amount	No.	Dollar Amount	No.	Dollar Amount	No.	Dollar Amount	No.	Dollar Amount	No.	Dollar Amount
AK	30	97,396,237	7	19,307,358	0	0	9	15,218,252	8	19,296,740	0	0	8	56,006,858	62	207,225,445
AL	16	35,521,206	2	569,307	2	161,500	83	18,992,535	0	0	0	0	0	0	103	55,244,548
AR	7	20,964,961	3	1,650,153	2	326,357	41	14,157,060	0	0	0	0	2	4,226,346	55	41,324,877
AS	3	4,804,576	0	0	0	0	3	4,273,105	0	0	0	0	0	0	6	9,077,681
AZ	14	46,777,584	5	2,278,191	11	11,620,676	35	8,693,469	2	1,295,000	0	0	0	0	67	70,664,920
CA	71	232,430,008	3	784,290	32	14,772,833	78	29,913,070	1	440,000	0	0	2	2,300,000	187	280,640,201
CO	30	58,623,513	3	1,603,177	10	4,213,458	32	38,994,013	2	307,500	0	0	0	0	77	103,741,661
CT	2	7,811,369	0	0	3	8,192,060	5	2,795,487	2	248,198	0	0	1	145,730	13	19,192,844
DC	0	0	0	0	0	0	0	0	0	0	0	0	1	384,750	1	384,750
DE	1	5,704,676	0	0	0	0	2	379,929	1	166,250	0	0	0	0	4	6,250,855
FL	46	113,673,579	3	2,481,032	14	8,898,667	46	26,429,747	1	1,385,115	0	0	1	22,056,541	111	174,924,681
FM	0	0	0	0	0	0	6	21,080,000	0	0	0	0	0	0	6	21,080,000
GA	19	49,656,941	0	0	0	0	0	0	0	0	3	40,448,431	0	0	22	90,105,372
GU	6	16,744,647	0	0	0	0	0	0	0	0	0	0	0	0	6	16,744,647
HI	18	34,789,901	0	0	0	0	0	0	0	0	0	0	0	0	18	34,789,901
IA	14	15,239,125	0	0	0	0	64	24,078,483	4	635,167	0	0	0	0	82	39,952,775
ID	11	8,265,679	0	0	3	746,948	35	7,519,262	1	244,099	0	0	1	453,818	51	17,229,806
IL	24	80,869,490	6	3,031,014	0	0	0	0	1	300,000	6	32,701,627	0	0	37	116,902,131
IN	11	33,817,626	0	0	8	4,735,897	59	29,945,672	1	373,545	0	0	0	0	79	68,872,740
KS	11	11,772,309	7	4,821,208	8	1,242,559	90	20,505,750	2	425,075	0	0	1	392,801	119	39,159,702
KY	17	31,951,477	0	0	1	68,073	70	14,029,129	0	0	0	0	0	0	88	46,048,679
LA	21	54,217,396	0	0	2	1,485,635	28	12,282,051	0	0	0	0	0	0	51	67,985,082
MA	22	36,041,035	0	0	1	529,150	22	15,537,203	2	843,789	0	0	0	0	47	52,951,177
MD	4	9,285,474	2	6,433,673	5	5,167,224	6	10,584,915	0	0	0	0	0	0	17	31,471,286
ME	14	16,347,326	1	456,000	2	2,291,403	19	11,682,599	1	348,000	0	0	0	0	37	31,125,328
MI	32	72,096,799	4	1,916,077	3	461,276	0	0	0	0	3	20,618,172	0	0	42	95,092,324
MN	14	35,132,419	4	951,496	6	6,837,128	74	21,965,695	1	249,090	0	0	0	0	99	65,135,828
MO	15	38,274,081	0	0	2	8,858,922	0	0	1	110,000	5	19,495,079	0	0	23	66,738,082
MP	4	9,600,834	0	0	0	0	0	0	0	0	0	0	0	0	4	9,600,834
MS	12	23,904,922	2	279,628	2	769,478	84	19,306,149	0	0	0	0	0	0	100	44,260,177
MT	19	33,077,210	2	287,185	0	0	46	10,964,055	1	149,750	0	0	2	2,620,978	70	47,099,178
NC	22	59,729,317	0	0	0	0	1	1,145,824	0	0	2	29,180,809	0	0	25	90,055,950
ND	12	13,195,573	3	1,075,417	0	0	43	8,727,781	2	582,113	0	0	1	42,750	61	23,623,634
NE	10	17,058,938	3	825,593	0	0	53	14,625,647	2	125,577	0	0	0	0	68	32,635,755
NH	12	5,820,415	0	0	0	0	0	0	0	0	2	3,683,874	0	0	14	9,504,289
NJ	11	22,710,148	0	0	10	3,018,415	12	5,231,238	0	0	0	0	0	0	33	30,959,801

FY 2009 AIP Grants Awarded and Grant Amounts by Airport Type and State																
State	Primary		Commercial Count		Reliever		General Aviation		State Sponsored		State Block Grant		Other		Total Grants	
	No.	Dollar Amount	No.	Dollar Amount	No.	Dollar Amount	No.	Dollar Amount	No.	Dollar Amount	No.	Dollar Amount	No.	Dollar Amount	No.	Dollar Amount
NM	6	4,261,672	4	1,077,583	1	2,708,523	31	12,407,959	2	308,750	0	0	1	83,093	45	20,847,580
NV	17	48,231,989	0	0	3	574,121	25	6,611,309	2	760,000	0	0	1	500,000	48	56,677,419
NY	51	70,550,361	18	10,033,357	30	6,773,401	46	24,077,577	0	0	0	0	0	0	145	111,434,696
OH	14	51,315,523	1	5,478,976	5	2,649,102	83	18,552,722	0	0	0	0	0	0	103	77,996,323
OK	8	15,808,858	0	0	4	344,069	53	21,684,633	1	542,242	0	0	1	132,050	67	38,511,852
OR	16	46,329,974	2	1,115,296	1	2,350,000	37	13,327,290	3	555,304	0	0	0	0	59	63,677,864
PA	31	58,471,298	8	4,308,224	7	7,263,027	4	6,508,162	1	133,000	7	16,704,909	1	76,921	59	93,465,541
PR	3	10,012,370	0	0	0	0	0	0	0	0	0	0	1	697,884	4	10,710,254
PW	0	0	0	0	0	0	1	4,000,000	0	0	0	0	0	0	1	4,000,000
RI	6	11,677,494	0	0	1	228,425	0	0	0	0	0	0	0	0	7	11,905,919
SC	9	29,754,791	0	0	3	338,502	44	22,889,199	3	1,063,354	0	0	0	0	59	54,045,846
SD	8	13,698,482	3	812,153	0	0	30	9,463,795	2	652,401	0	0	1	5,572,863	44	30,199,694
TN	16	73,153,850	0	0	0	0	0	0	0	0	4	17,340,053	0	0	20	90,493,903
TX	63	209,658,044	0	0	3	11,492,537	0	0	1	500,000	6	60,445,083	1	750,000	74	282,845,664
UT	3	11,127,182	8	915,301	2	150,000	19	7,208,493	2	195,000	0	0	3	14,238,610	37	33,834,586
VA	17	60,336,997	1	1,195,206	6	7,286,876	18	6,739,794	0	0	0	0	0	0	42	75,558,873
VI	2	15,242,395	0	0	0	0	0	0	0	0	0	0	0	0	2	15,242,395
VT	6	10,241,000	0	0	0	0	7	1,820,625	0	0	0	0	0	0	13	12,061,625
WA	30	85,571,401	1	150,000	5	9,010,402	45	14,963,400	1	320,000	0	0	0	0	82	110,015,203
WI	13	50,440,676	0	0	0	0	0	0	1	158,400	5	22,070,551	0	0	19	72,669,627
WV	5	3,902,259	7	3,151,410	1	571,022	16	9,026,527	0	0	0	0	1	3,689,729	30	20,340,947
WY	18	14,984,547	0	0	0	0	20	11,698,035	2	320,000	0	0	0	0	40	27,002,582
<b>Total</b>	<b>917</b>	<b>2,248,077,954</b>	<b>113</b>	<b>76,988,305</b>	<b>199</b>	<b>136,137,666</b>	<b>1525</b>	<b>600,037,640</b>	<b>57</b>	<b>33,033,459</b>	<b>43</b>	<b>262,688,588</b>	<b>31</b>	<b>114,371,722</b>	<b>2885</b>	<b>3,471,335,334</b>

This page intentionally left blank

## Appendix J: AIP Grants Awarded in FY 2009 by State

State/City	Airport/Project Location	Service Level	Grant Number	Federal Funds	Description of Project
<b>Alabama</b>					
Abbeville	Abbeville Municipal	General Aviation	2	141,639	Extend Runway
Abbeville	Abbeville Municipal	General Aviation	4	260,151	Acquire Land for Development
Alabaster	Shelby County	General Aviation	12	197,375	Construct Building
Alabaster	Shelby County	General Aviation	13	249,989	Construct Building
Albertville	Albertville Regional-Thomas J Brumlik Field	General Aviation	18	123,693	Acquire Land For Approaches, Update Airport Master Plan Study
Albertville	Albertville Regional-Thomas J Brumlik Field	General Aviation	19	408,110	Acquire Land For Approaches, Improve Runway Safety Area, Update Airport Master Plan Study
Alexander City	Thomas C Russell Field	General Aviation	10	188,139	Rehabilitate Runway
Alexander City	Thomas C Russell Field	General Aviation	11	1,216,838	Construct Taxiway, Rehabilitate Runway
Aliceville	George Downer	General Aviation	6	478,486	Install Perimeter Fencing, Remove Obstructions
Andalusia/Opp	South Alabama Regional at Bill Benton Field	General Aviation	13	57,455	Rehabilitate Taxiway
Andalusia/Opp	South Alabama Regional at Bill Benton Field	General Aviation	14	88,717	Rehabilitate Taxiway
Anniston	Anniston Metropolitan	General Aviation	24	78,517	Update Airport Master Plan Study
Anniston	Anniston Metropolitan	General Aviation	25	77,910	Improve Runway Safety Area, Update Airport Master Plan Study
Ashland	Ashland/Lineville	General Aviation	5	247,074	Install Perimeter Fencing, Install Runway Vertical/Visual Guidance System, Rehabilitate Runway Lighting
Atmore	Atmore Municipal	General Aviation	6	438,702	Acquire Land For Approaches, Construct Access Road
Auburn	Auburn-Opelika Robert G. Pitts	General Aviation	23	48,693	Construct Apron, Construct Taxiway
Auburn	Auburn-Opelika Robert G. Pitts	General Aviation	24	697,240	Construct Taxiway, Expand Apron, Install Perimeter Fencing
Birmingham	Birmingham-Shuttlesworth International	Primary	74	1,569,246	Acquire Land for Development
Birmingham	Birmingham-Shuttlesworth International	Primary	75	2,000,539	Environmental Mitigation
Birmingham	Birmingham-Shuttlesworth International	Primary	76	128,124	Acquire Equipment
Birmingham	Birmingham-Shuttlesworth International	Primary	77	3,336,620	Acquire Land for Development, Improve Airport Drainage, Install Guidance Signs, Rehabilitate Runway Lighting, Rehabilitate Taxiway, Rehabilitate Taxiway Lighting
Birmingham	Birmingham-Shuttlesworth International	Primary	78	8,018,660	Acquire Land for Noise Compatibility within 65 - 69 DNL
Brewton	Brewton Municipal	General Aviation	6	273,693	Construct Building, Construct Fuel Farm, Construct Taxiway
Brewton	Brewton Municipal	General Aviation	7	326,211	Construct Building, Construct Taxiway

State/City	Airport/Project Location	Service Level	Grant Number	Federal Funds	Description of Project
Camden	Camden Municipal	General Aviation	4	235,460	Rehabilitate Runway Lighting
Camden	Camden Municipal	General Aviation	6	300,467	Rehabilitate Runway Lighting
Centre	Centre-Piedmont-Cherokee County Regional	General Aviation	6	490,445	Construct Access Road
Centreville	Bibb County	General Aviation	6	108,185	Improve Runway Safety Area, Install Instrument Approach Aid, Install Perimeter Fencing, Install Runway Vertical/Visual Guidance System, Rehabilitate Taxiway, Remove Obstructions
Centreville	Bibb County	General Aviation	7	206,981	Install Instrument Approach Aid, Install Perimeter Fencing, Install Runway Vertical/Visual Guidance System, Remove Obstructions
Clanton	Gragg-Wade Field	General Aviation	6	340,106	Acquire Land For Approaches
Courtland	Lawrence County	General Aviation	8	108,497	Install Weather Reporting Equipment
Courtland	Lawrence County	General Aviation	9	159,060	Install Weather Reporting Equipment
Dauphin Island	Dauphin Island	General Aviation	5	258,283	Acquire Land For Approaches
Dauphin Island	Dauphin Island	General Aviation	7	328,460	Rehabilitate Access Road, Rehabilitate Apron, Rehabilitate Runway, Rehabilitate Taxiway
Dothan	Dothan Regional	Primary	30	2,406,177	Rehabilitate Runway
Dothan	Dothan Regional	Primary	31	0	No projects assigned.
Dothan	Dothan Regional	Primary	32	685,853	Improve Runway Safety Area, Improve Terminal Building, Install Airfield Guidance Signs, Rehabilitate Taxiway
Elba	Carl Folsom	General Aviation	6	399,950	Construct Taxiway, Install Miscellaneous NAVAIDS, Rehabilitate Apron
Enterprise	Enterprise Municipal	General Aviation	14	53,200	Update Airport Master Plan Study
Enterprise	Enterprise Municipal	General Aviation	15	169,985	Install Runway Lighting, Install Runway Vertical/Visual Guidance System, Rehabilitate Taxiway
Eufaula	Weedon Field	General Aviation	15	77,316	Install Perimeter Fencing, Remove Obstructions
Evergreen	Middleton Field	General Aviation	6	188,623	Acquire Land For Approaches
Evergreen	Middleton Field	General Aviation	7	96,045	Acquire Land For Approaches
Fort Payne	Isbell Field	General Aviation	15	111,251	Conduct Airport Master Plan Study, Remove Obstructions
Fort Payne	Isbell Field	General Aviation	16	18,889	Conduct Airport Master Plan Study, Remove Obstructions
Gadsden	Northeast Alabama Regional	General Aviation	10	120,687	Acquire Land For Approaches, Install Perimeter Fencing
Geneva	Geneva Municipal	General Aviation	6	1,019,496	Modify Access Road, Rehabilitate Apron, Rehabilitate Runway
Geneva	Geneva Municipal	General Aviation	7	298,216	Rehabilitate Runway Lighting
Greenville	MacCrenshaw Memorial	General Aviation	8	96,339	Extend Taxiway
Gulf Shores	Jack Edwards	General Aviation	23	929,585	Extend Taxiway, Improve Airport Drainage
Guntersville	Guntersville Municipal - Joe Starnes Field	General Aviation	12	334,754	Construct Runway

State/City	Airport/Project Location	Service Level	Grant Number	Federal Funds	Description of Project
Guntersville	Guntersville Municipal - Joe Starnes Field	General Aviation	13	200,165	Acquire Land for Development, Construct Runway
Haleyville	Posey Field	General Aviation	5	50,000	Acquire Land For Approaches, Remove Obstructions
Hartselle	Hartselle-Morgan County Regional	General Aviation	8	48,693	Install Perimeter Fencing
Hartselle	Hartselle-Morgan County Regional	General Aviation	9	84,645	Install Perimeter Fencing
Headland	Headland Municipal	General Aviation	8	218,405	Install Airport Beacons, Install Runway Vertical/Visual Guidance System
Huntsville	Huntsville International-Carl T Jones Field	Primary	58	1,253,399	Acquire Equipment, Improve Terminal Building
Huntsville	Huntsville International-Carl T Jones Field	Primary	59	2,574,180	Expand Terminal Building, Improve Access Road, Rehabilitate Apron
Huntsville	Huntsville International-Carl T Jones Field	Primary	60	5,269,728	Acquire Land for Development
Huntsville	Huntsville International-Carl T Jones Field	Primary	61	2,832,113	Rehabilitate Apron
Huntsville	Madison County Executive/Tom Sharp Jr Field	General Aviation	20	272,419	Extend Runway, Rehabilitate Runway, Rehabilitate Taxiway
Jackson	Jackson Municipal	General Aviation	5	230,454	Expand Apron
Jackson	Jackson Municipal	General Aviation	6	73,617	Expand Apron
Jasper	Walker County-Bevill Field	General Aviation	12	254,024	Remove Obstructions, Update Miscellaneous Study
Jasper	Walker County-Bevill Field	General Aviation	13	76,101	Remove Obstructions, Update Miscellaneous Study
Marion	Vaiden Field	General Aviation	4	101,307	Rehabilitate Apron, Rehabilitate Taxiway
Mobile	Mobile Downtown	General Aviation	21	106,585	Install Miscellaneous NAVAIDS, Rehabilitate Taxiway
Mobile	Mobile Downtown	General Aviation	22	190,604	Install Miscellaneous NAVAIDS, Rehabilitate Taxiway
Mobile	Mobile Regional	Primary	44	564,181	Acquire Aircraft Rescue & Fire Fighting Vehicle
Mobile	Mobile Regional	Primary	45	765,541	Improve Airport Drainage, Install Airport Beacons, Rehabilitate Emergency Generator, Security Enhancements
Mobile	Mobile Regional	Primary	47	2,113,685	Rehabilitate Access Road, Rehabilitate Aircraft Rescue & Fire Fighting Building, Rehabilitate Runway, Rehabilitate Taxiway, Rehabilitate Terminal Building, Security Enhancements
Monroeville	Monroe County	General Aviation	6	173,022	Acquire Land For Approaches, Update Miscellaneous Study
Monroeville	Monroe County	General Aviation	7	112,688	Update Airport Master Plan Study
Montgomery	Montgomery Regional (Dannelly Field)	Primary	40	2,003,160	Rehabilitate Runway
Mooreville	Pryor Field Regional	General Aviation	17	48,693	Install Perimeter Fencing
Mooreville	Pryor Field Regional	General Aviation	18	101,307	Install Perimeter Fencing
Muscle Shoals	Northwest Alabama Regional	Commercial Service	25	101,307	Improve Terminal Building, Update Airport Master Plan Study
Muscle Shoals	Northwest Alabama Regional	Commercial Service	26	468,000	Rehabilitate Taxiway

State/City	Airport/Project Location	Service Level	Grant Number	Federal Funds	Description of Project
Oneonta	Robbins Field	General Aviation	6	96,612	Install Perimeter Fencing, Rehabilitate Runway Lighting
Ozark	Blackwell Field	General Aviation	10	131,205	Install Perimeter Fencing
Pell City	St Clair County	Reliever	10	68,073	Install Runway Vertical/Visual Guidance System
Pell City	St Clair County	Reliever	11	93,427	Improve Access Road, Install Perimeter Fencing, Install Runway Vertical/Visual Guidance System
Reform	North Pickens	General Aviation	4	24,890	Remove Obstructions
Roanoke	Roanoke Municipal	General Aviation	4	251,355	Install Perimeter Fencing, Rehabilitate Runway
Russellville	Russellville Municipal	General Aviation	7	205,928	Construct Building
Russellville	Russellville Municipal	General Aviation	8	125,812	Construct Building
Scottsboro	Scottsboro Municipal-Word Field	General Aviation	12	72,632	Install Weather Reporting Equipment, Update Airport Master Plan Study
Scottsboro	Scottsboro Municipal-Word Field	General Aviation	13	179,368	Acquire Land for Development, Install Weather Reporting Equipment, Update Airport Master Plan Study
Selma	Craig Field	General Aviation	8	145,143	Install Perimeter Fencing
Selma	Craig Field	General Aviation	9	84,157	Install Perimeter Fencing
Selma	Craig Field	General Aviation	10	597,094	Rehabilitate Taxiway
Sylacauga	Merkel Field Sylacauga Municipal	General Aviation	14	87,793	Expand Apron
Sylacauga	Merkel Field Sylacauga Municipal	General Aviation	15	740,407	Construct Taxiway, Expand Apron, Rehabilitate Taxiway
Talladega	Talladega Municipal	General Aviation	17	48,693	Acquire Safety Equipment and/or Fencing, Install Runway Vertical/Visual Guidance System
Talladega	Talladega Municipal	General Aviation	18	204,962	Install Perimeter Fencing, Install Runway Vertical/Visual Guidance System
Troy	Troy Municipal	General Aviation	11	363,274	Extend Runway
Tuscaloosa	Tuscaloosa Regional	General Aviation	23	33,250	Rehabilitate Taxiway
Tuscaloosa	Tuscaloosa Regional	General Aviation	25	156,927	Construct Taxiway
Tuskegee	Moton Field Municipal	General Aviation	12	109,233	Expand Apron
Tuskegee	Moton Field Municipal	General Aviation	13	561,848	Construct Taxiway, Expand Apron
Union Springs	Franklin Field	General Aviation	3	251,307	Acquire Land For Approaches, Install Miscellaneous NAVAIDS, Install Perimeter Fencing
Wetumpka	Wetumpka Municipal	General Aviation	10	80,154	Rehabilitate Runway, Remove Obstructions
Wetumpka	Wetumpka Municipal	General Aviation	11	48,850	Improve Airport Drainage
<b>Subtotal FY 2009 Funds</b>				<b>55,244,548</b>	
<b>Alaska</b>					
Alakanuk	Alakanuk (Proposed CM)	System Plan	3	9,948,334	Construct New Airport
Allakaket	Allakaket	Commercial Service	6	700,000	Expand Apron

State/City	Airport/Project Location	Service Level	Grant Number	Federal Funds	Description of Project
Anchorage	Merrill Field	Commercial Service	47	2,299,000	Install Runways Incursion Caution Bars, Rehabilitate Apron
Anchorage	Ted Stevens Anchorage International	Primary	110	1,347,279	Rehabilitate Taxiway
Anchorage	Ted Stevens Anchorage International	Primary	113	11,220,857	Rehabilitate Apron
Anchorage	Ted Stevens Anchorage International	Primary	114	2,445,101	Rehabilitate Taxiway
Anchorage	Ted Stevens Anchorage International	Primary	115	3,000,000	Noise Mitigation Measures for Residences within 65 - 69 DNL
Anchorage	Ted Stevens Anchorage International	Primary	116	1,139,675	Modify Terminal Building
Anchorage	Ted Stevens Anchorage International	Primary	117	937,500	Conduct State System Plan Study
Anchorage	Ted Stevens Anchorage International	Primary	118	2,142,291	Improve Aircraft Rescue & Fire Fighting Building
Anchorage	Ted Stevens Anchorage International	Primary	119	4,540,683	Acquire Snow Removal Equipment
Anchorage	Ted Stevens Anchorage International	Primary	120	1,152,268	Acquire Aircraft Rescue & Fire Fighting Vehicle
Anchorage	Ted Stevens Anchorage International	Primary	122	1,804,584	Improve Aircraft Rescue & Fire Fighting Building
Anchorage	Ted Stevens Anchorage International	Primary	123	2,371,112	Modify Terminal Building
Anchorage	Ted Stevens Anchorage International	Primary	124	265,446	Acquire Aircraft Rescue & Fire Fighting Vehicle
Anchorage	Ted Stevens Anchorage International	Primary	126	468,750	Update Miscellaneous Study
Angoon	Angoon (Proposed GA)	System Plan	2	3,000,000	Construct New Airport
Bethel	Bethel	Primary	18	3,277,634	Construct Runway
Birchwood	Birchwood	General Aviation	5	152,000	Conduct Airport Master Plan Study
Chistochina	Chistochina (Proposed GA)	System Plan	2	300,000	Conduct Airport Master Plan Study
Cordova	Merle K (Mudhole) Smith	Primary	13	650,000	Rehabilitate Runway Lighting
Dillingham	Dillingham	Primary	11	2,669,171	Construct Sand and Chemical Storage Building
Emmonak	Emmonak	Primary	4	4,102,939	Rehabilitate Apron, Rehabilitate Runway Lighting
Fairbanks	Fairbanks International	Primary	36	2,195,109	Improve Aircraft Rescue & Fire Fighting Building
Fort Yukon	Fort Yukon	Commercial Service	4	1,890,542	Construct Snow Removal Equipment Building, Rehabilitate Apron
Galena	Edward G. Pitka Sr	Commercial Service	5	1,775,493	Rehabilitate Snow Removal Equipment Building
Goodnews Bay	Goodnews	General Aviation	2	4,455,060	Extend Runway
Iliamna	Iliamna	Commercial Service	9	4,434,565	Construct Snow Removal Equipment Building
Juneau	Juneau International	Primary	50	15,576,902	Construct Apron, Construct Runway Safety Area, Construct Snow Removal Equipment Building
Juneau	State of Alaska	System Plan	11	2,757,647	Update State System Plan Study
Juneau	State of Alaska	System Plan	12	600,000	Conduct aeronautical survey for WAAS approach
Juneau	Various Locations in	System Plan	67	933,323	Acquire Snow Removal Equipment



State/City	Airport/Project Location	Service Level	Grant Number	Federal Funds	Description of Project
	Alaska				
Juneau	Various Locations in Alaska	System Plan	68	1,629,431	Acquire Snow Removal Equipment
Juneau	Various Locations in Alaska	System Plan	69	6,075,440	Rehabilitate Runway
Juneau	Various Locations in Alaska	System Plan	70	399,000	Conduct aeronautical survey for WAAS approach
Juneau	Various Locations in Alaska	System Plan	71	4,651,899	Acquire Snow Removal Equipment
Juneau	Various Locations in Alaska	System Plan	72	2,250,000	Acquire Safety Equipment and/or Fencing
Kaktovik	Kaktovik (Proposed CS)	System Plan	1	1,995,000	Construct New Airport
Kenai	Kenai Municipal	Primary	39	52,840	Acquire Snow Removal Equipment
Kenai	Kenai Municipal	Primary	40	872,954	Acquire Aircraft Rescue & Fire Fighting Vehicle
Kenai	Kenai Municipal	Primary	41	721,837	Rehabilitate Apron
Kenai	Kenai Municipal	Primary	42	4,103,350	Rehabilitate Apron
Kodiak	Kodiak	Primary	11	1,500,000	Extend Runway Safety Area
Kotzebue	Ralph Wien Memorial	Primary	13	400,000	Update Airport Master Plan Study
Kotzebue	Ralph Wien Memorial	Primary	14	794,092	Acquire Equipment, Install Runway Incursion Caution Bars
Newtok	Newtok	General Aviation	4	356,250	Conduct Airport Master Plan Study
Palmer	Palmer Municipal	General Aviation	14	343,900	Acquire Miscellaneous Land
Petersburg	Petersburg James A Johnson	Primary	12	7,334,675	Construct Runway Safety Area
Petersburg	Petersburg James A Johnson	Primary	13	14,028,588	Construct Runway Safety Area
Platinum	Platinum	General Aviation	2	7,734,235	Construct Access Road, Construct Apron, Construct Runway, Construct Snow Removal Equipment Building, Construct Taxiway
Point Lay	Point Lay LRRS	General Aviation	5	1,097,602	Construct Snow Removal Equipment Building
Port Graham	Nanwalek / Port Graham Regional (Proposed GA)	System Plan	2	601,318	Conduct Airport Master Plan Study
Savoonga	Savoonga	Commercial Service	5	4,831,941	Rehabilitate Runway, Rehabilitate Runway Lighting
Seldovia	Seldovia	Commercial Service	4	3,375,817	Construct Snow Removal Equipment Building
Sitka	Sitka Rocky Gutierrez	Primary	25	380,215	Rehabilitate Apron
Soldotna	Soldotna	General Aviation	9	436,865	Acquire Snow Removal Equipment
Takotna	Takotna (Proposed GA)	System Plan	1	17,783,074	Construct New Airport
Tuluksak	New Tuluksak (Replacement)	System Plan	1	4,876,609	Construct New Airport
Tuluksak	New Tuluksak (Replacement)	System Plan	2	17,502,523	Construct New Airport
Unalakleet	Unalakleet	Primary	5	5,900,385	Construct Snow Removal Equipment Building
Wasilla	Wasilla	General Aviation	15	475,000	Conduct aeronautical survey for WAAS approach, Update Airport Master Plan Study
Willow	Willow	General Aviation	3	167,340	Conduct Airport Master Plan Study
Subtotal FY 2009 Funds				<b>207,225,445</b>	

State/City	Airport/Project Location	Service Level	Grant Number	Federal Funds	Description of Project
<b>American Samoa</b>					
Fitiuta	Fitiuta	General Aviation	22	1,502,190	Construct Aircraft Rescue & Fire Fighting Building
Fitiuta	Fitiuta	General Aviation	24	2,500,000	Construct Aircraft Rescue & Fire Fighting Building
Ofu Village	Ofu	General Aviation	7	270,915	Construct Apron
Pago Pago	Pago Pago International	Primary	42	1,000,000	Rehabilitate Apron
Pago Pago	Pago Pago International	Primary	43	500,000	Install Weather Reporting Equipment
Pago Pago	Pago Pago International	Primary	44	3,304,576	Install Perimeter Fencing
<b>Subtotal FY 2009 Funds</b>				<b>9,077,681</b>	
<b>Arizona</b>					
Benson	Benson Municipal	General Aviation	13	68,073	Construct Heliport/Helipad, Rehabilitate Runway
Bisbee	Bisbee Municipal	General Aviation	9	182,120	Update Airport Master Plan Study
Bullhead City	Laughlin/Bullhead International	Primary	35	437,817	Construct Aircraft Rescue & Fire Fighting Building, Improve Terminal Building
Bullhead City	Laughlin/Bullhead International	Primary	36	972,884	Improve Terminal Building
Casa Grande	Casa Grande Municipal	General Aviation	13	112,412	Install Runway Lighting, Install Taxiway Lighting
Chandler	Chandler Municipal	Reliever	20	323,693	Construct Service Road
Clifton	Greenlee County	General Aviation	10	67,070	Conduct Miscellaneous Study, Improve Airport Erosion Control, Install Weather Reporting Equipment
Colorado City	Colorado City Municipal	General Aviation	14	157,487	Rehabilitate Runway
Colorado City	Colorado City Municipal	General Aviation	15	210,101	Conduct Environmental Study, Rehabilitate Runway
Cottonwood	Cottonwood	General Aviation	13	489,610	Rehabilitate Apron, Rehabilitate Taxiway
Douglas	Bisbee Douglas International	General Aviation	5	693,852	Rehabilitate Apron
Eloy	Eloy Municipal	General Aviation	8	198,693	Update Airport Master Plan Study
Fort Huachuca	Sierra Vista Municipal-Libby AAF	General Aviation	22	202,753	Install Weather Reporting Equipment
Fort Huachuca	Sierra Vista Municipal-Libby AAF	General Aviation	24	120,687	Construct Taxiway
Glendale	Glendale Municipal	Reliever	19	123,693	Improve Runway Safety Area
Globe	San Carlos Apache	General Aviation	16	300,000	Construct Fuel Farm
Goodyear	Phoenix Goodyear	Reliever	15	285,000	Conduct Environmental Study
Grand Canyon	Grand Canyon National Park	Primary	22	4,000,000	Construct Apron, Improve Runway Safety Area
Holbrook	Holbrook Municipal	General Aviation	11	242,488	Update Airport Master Plan Study
Holbrook	Holbrook Municipal	General Aviation	12	357,512	Install Perimeter Fencing, Install Weather Reporting Equipment, Rehabilitate Runway
Kingman	Kingman	General Aviation	22	68,073	Install Guidance Signs, Rehabilitate Runway
Kingman	Kingman	General Aviation	24	127,643	Install Guidance Signs, Rehabilitate Runway

State/City	Airport/Project Location	Service Level	Grant Number	Federal Funds	Description of Project
Lake Havasu City	Lake Havasu City	General Aviation	21	60,800	Construct Taxiway, Improve Airport Erosion Control, Improve Utilities, Install Guidance Signs, Install Taxiway Lighting
Marana	Marana Regional	Reliever	17	68,073	Improve Building
Marana	Marana Regional	Reliever	18	120,687	Construct Building
Mesa	Falcon Field	Reliever	18	1,086,750	Expand Apron, Improve Runway Safety Area
Mesa	Phoenix-Mesa Gateway	Primary	23	6,000,000	Construct Taxiway
Mesa	Phoenix-Mesa Gateway	Primary	24	8,913,850	Expand Terminal Building
Nogales	Nogales International	General Aviation	14	202,533	Acquire Emergency Generator, Install Guidance Signs, Rehabilitate Access Road
Page	Page Municipal	Primary	22	186,552	Expand Apron, Rehabilitate Runway, Strengthen Apron
Parker	Avi Suquilla	General Aviation	13	68,073	Rehabilitate Taxiway
Peach Springs	Grand Canyon West	Primary	11	3,325,000	Construct Runway, Construct Taxiway
Phoenix	Phoenix Deer Valley	Reliever	25	5,094,521	Rehabilitate Apron
Phoenix	Phoenix Deer Valley	Reliever	26	3,136,441	Install Airfield Guidance Signs, Install Apron Lighting, Install Runways Incurion Caution Bars, Rehabilitate Apron, Rehabilitate Runway Lighting
Phoenix	Phoenix Sky Harbor International	Primary	65	748,419	Rehabilitate Apron
Phoenix	Phoenix Sky Harbor International	Primary	67	5,614,666	Construct Taxiway, Rehabilitate Apron
Phoenix	State of Arizona	System Plan	2	440,000	Conduct aeronautical survey for WAAS approach
Phoenix	State of Arizona	System Plan	3	855,000	Conduct State System Plan Study
Polacca	Polacca	General Aviation	2	251,307	Conduct Environmental Study
Prescott	Ernest A. Love Field	Commercial Service	28	100,000	Construct Aircraft Rescue & Fire Fighting Building
Prescott	Ernest A. Love Field	Commercial Service	29	23,750	Update Airport Master Plan Study
Prescott	Ernest A. Love Field	Commercial Service	30	80,750	Wildlife Hazard Assessments
Safford	Safford Regional	General Aviation	18	68,073	Rehabilitate Runway
Safford	Safford Regional	General Aviation	19	120,687	Rehabilitate Runway
Saint Johns	St Johns Industrial Air Park	General Aviation	12	123,693	Install Runway Lighting, Remove Obstructions
Saint Johns	St Johns Industrial Air Park	General Aviation	13	176,307	Install Runway Lighting, Remove Obstructions
San Manuel	San Manuel	General Aviation	2	176,860	Install Weather Reporting Equipment
Scottsdale	Scottsdale	Reliever	24	123,693	Rehabilitate Apron
Show Low	Show Low Regional	Commercial Service	19	2,008,540	Improve Runway Safety Area
Show Low	Show Low Regional	Commercial Service	20	65,151	Wildlife Hazard Assessments
Springerville	Springerville Municipal	General Aviation	17	148,693	Rehabilitate Runway

State/City	Airport/Project Location	Service Level	Grant Number	Federal Funds	Description of Project
Springerville	Springerville Municipal	General Aviation	18	1,075,779	Rehabilitate Runway
Springerville	Springerville Municipal	General Aviation	19	272,381	Construct Taxiway
Taylor	Taylor	General Aviation	18	156,927	Construct Taxiway
Tucson	Ryan Field	Reliever	19	1,123,247	Conduct Miscellaneous Study, Install Airfield Guidance Signs, Rehabilitate Runway
Tucson	Ryan Field	Reliever	20	134,878	Install Runway Lighting
Tucson	Tucson International	Primary	56	5,368,824	Noise Mitigation Measures for Residences within 65 - 69 DNL
Tucson	Tucson International	Primary	57	3,769,630	Conduct Miscellaneous Study, Construct Apron
Tucson	Tucson International	Primary	59	5,176,673	Construct Apron
Whiteriver	Whiteriver	General Aviation	11	396,070	Install Airport Beacons, Install Perimeter Fencing, Rehabilitate Runway, Rehabilitate Terminal Building
Wickenburg	Wickenburg Municipal	General Aviation	18	123,693	Conduct Environmental Study
Willcox	Cochise County	General Aviation	2	300,000	Install Runway Lighting
Williams	H.A. Clark Memorial Field	General Aviation	22	845,500	Install Taxiway Lighting
Window Rock	Window Rock	General Aviation	11	300,000	Install Runway Lighting
Winslow	Winslow-Lindbergh Regional	General Aviation	17	227,519	Install Perimeter Fencing
Yuma	Yuma MCAS/Yuma International	Primary	31	2,026,714	Expand Apron, Rehabilitate Taxiway
Yuma	Yuma MCAS/Yuma International	Primary	32	236,555	Construct Taxiway
Subtotal FY 2009 Funds				<b>70,664,920</b>	
<b>Arkansas</b>					
Arkadelphia	Dexter B Florence Memorial Field	General Aviation	10	244,630	Rehabilitate Runway
Ash Flat	Sharp County Regional	General Aviation	7	31,502	Update Airport Master Plan Study
Augusta	Woodruff County	General Aviation	3	315,828	Rehabilitate Runway Lighting
Batesville	Batesville Regional	General Aviation	9	196,905	Rehabilitate Runway
Benton	Saline County Regional	General Aviation	4	199,737	Construct Apron
Berryville	Carroll County	General Aviation	9	226,556	Construct Apron, Rehabilitate Runway Lighting
Blytheville	Arkansas International	General Aviation	3	492,538	Rehabilitate Runway Lighting
Calico Rock	Calico Rock-Izard County	General Aviation	6	88,850	Improve Runway Safety Area, Rehabilitate Runway
Camden	Harrell Field	General Aviation	11	134,447	Install Perimeter Fencing
Carlisle	Carlisle Municipal	General Aviation	9	201,535	Install Runway Lighting
Cave Springs	Northwest Arkansas Regional	Primary	31	10,000,000	Construct Taxiway
Cave Springs	Northwest Arkansas Regional	Primary	33	420,520	Collect airport data for Airports Geographic Information System, Wildlife Hazard Assessments

State/City	Airport/Project Location	Service Level	Grant Number	Federal Funds	Description of Project
Cave Springs	Northwest Arkansas Regional	Primary	34	1,195,094	Construct Taxiway
Clarendon	Clarendon Municipal	General Aviation	4	159,006	Construct Runway
Clinton	Clinton Municipal	General Aviation	7	22,040	Rehabilitate Runway
Colt	Delta Regional Airport	System Plan	5	2,878,726	Construct New Airport
Conway	Conway Replacement Airport	System Plan	2	1,347,620	Construct New Airport
Corning	Corning Municipal	General Aviation	13	38,000	Rehabilitate Taxiway
Crossett	Z M Jack Stell Field	General Aviation	6	107,025	Rehabilitate Runway
Danville	Danville Municipal	General Aviation	2	126,297	Rehabilitate Runway, Rehabilitate Taxiway
De Queen	J Lynn Helms Sevier County	General Aviation	7	120,316	Construct Taxiway
De Witt	De Witt Municipal	General Aviation	4	117,078	Install Airport Beacons, Install Miscellaneous NAVAIDS
Dumas	Billy Free Municipal	General Aviation	5	168,520	Construct Taxiway
Fayetteville	Drake Field	General Aviation	37	69,933	Improve Runway Safety Area
Fayetteville	Drake Field	General Aviation	38	3,622,548	Improve Runway Safety Area
Flippin	Marion County Regional	General Aviation	6	106,057	Rehabilitate Runway
Fordyce	Fordyce Municipal	General Aviation	6	154,484	Rehabilitate Apron
Fort Smith	Fort Smith Regional	Primary	37	2,165,375	Rehabilitate Service Road, Rehabilitate Taxiway
Harrison	Boone County	Commercial Service	17	255,768	Install Airfield Guidance Signs, Install Perimeter Fencing
Heber Springs	Heber Springs Municipal	General Aviation	8	272,344	Acquire Land For Approaches
Horseshoe Bend	Horseshoe Bend	General Aviation	2	323,374	Widen Runway
Hot Springs	Memorial Field	Commercial Service	16	883,500	Rehabilitate Runway
Jonesboro	Jonesboro Municipal	Commercial Service	16	510,885	Rehabilitate Taxiway
Lake Village	Lake Village Municipal	General Aviation	5	149,169	Construct Taxiway
Little Rock	Adams Field	Primary	71	4,441,153	Extend Runway
Little Rock	Adams Field	Primary	72	845,061	Rehabilitate Taxiway
Manila	Manila Municipal	General Aviation	6	463,685	Widen Runway
Marked Tree	Marked Tree Municipal	General Aviation	7	269,463	Extend Runway
McGehee	McGehee Municipal	General Aviation	7	102,260	Rehabilitate Runway Lighting
Melbourne	Melbourne Municipal - John E Miller Field	General Aviation	10	517,230	Construct Taxiway
Mena	Mena Intermountain Municipal	General Aviation	15	817,553	Construct Taxiway
Monticello	Monticello Municipal/Ellis Field	General Aviation	10	217,176	Install Perimeter Fencing
Newport	Newport Municipal	General Aviation	7	308,054	Rehabilitate Runway

State/City	Airport/Project Location	Service Level	Grant Number	Federal Funds	Description of Project
North Little Rock	North Little Rock Municipal	Reliever	19	150,000	Update Airport Master Plan Study
Paragould	Kirk Field	General Aviation	7	224,734	Construct Apron
Pocahontas	Pocahontas Municipal	General Aviation	3	246,145	Acquire Easement For Approaches, Acquire Land For Approaches
Rogers	Rogers Municipal-Carter Field	General Aviation	27	1,838,758	Construct Taxiway
Russellville	Russellville Regional	General Aviation	9	552,043	Construct Taxiway
Searcy	Searcy Municipal	General Aviation	18	179,179	Rehabilitate Runway
Sheridan	Sheridan Municipal	General Aviation	3	25,000	Extend Runway, Install Miscellaneous NAVAIDS
Springdale	Springdale Municipal	General Aviation	14	467,843	Acquire Land for Development
Texarkana	Texarkana Regional-Webb Field	Primary	28	1,897,758	Construct Aircraft Rescue & Fire Fighting Building
Ulm	Stuttgart Municipal	General Aviation	16	208,818	Rehabilitate Runway
West Helena	Thompson-Robbins	General Aviation	7	30,400	Update Airport Master Plan Study
West Memphis	West Memphis Municipal	Reliever	21	176,357	Acquire Land for Development
Subtotal FY 2009 Funds				<b>41,324,877</b>	
<b>California</b>					
Alturas	Alturas Municipal	General Aviation	7	133,858	Rehabilitate Apron, Rehabilitate Runway, Rehabilitate Taxiway
Arcata	Arcata	Primary	35	2,369,274	Improve Runway Safety Area
Arcata	Arcata	Primary	36	100,000	Wildlife Hazard Assessments
Arcata/Eureka	Arcata	Primary	34	8,759,592	Improve Runway Safety Area
Atwater	Castle	General Aviation	11	227,519	Rehabilitate Runway
Bakersfield	Meadows Field	Primary	30	746,986	Improve Terminal Building
Bakersfield	Meadows Field	Primary	31	900,000	Acquire Aircraft Rescue & Fire Fighting Vehicle
Bakersfield	Meadows Field	Primary	33	1,320,433	Improve Terminal Building
Bakersfield	Meadows Field	Primary	34	100,000	Wildlife Hazard Assessments
Banning	Banning Municipal	General Aviation	8	429,693	Improve Airport Drainage
Banning	Banning Municipal	General Aviation	9	561,536	Improve Airport Drainage
Big Bear City	Big Bear City	General Aviation	17	1,159,190	Acquire Emergency Generator, Rehabilitate Taxiway
Burbank	Bob Hope	Primary	47	7,000,000	Noise Mitigation Measures for Residences within 65 - 69 DNL
Burbank	Bob Hope	Primary	48	1,674,842	Install Runway Incursion Caution Bars
Burbank	Bob Hope	Primary	50	1,273,601	Acquire Aircraft Rescue & Fire Fighting Vehicle, Install Runway Incursion Caution Bars
California City	California City Municipal	General Aviation	11	123,694	Install Miscellaneous NAVAIDS, Install Runway Vertical/Visual Guidance System
California City	California City Municipal	General Aviation	12	45,398	Install Miscellaneous NAVAIDS, Install Runway Vertical/Visual Guidance System

State/City	Airport/Project Location	Service Level	Grant Number	Federal Funds	Description of Project
Camarillo	Camarillo	Reliever	27	68,074	Rehabilitate Apron
Camarillo	Camarillo	Reliever	29	220,686	Install Emergency Generator, Rehabilitate Apron
Carlsbad	McClellan-Palomar	Primary	26	2,453,818	Rehabilitate Runway
Carlsbad	McClellan-Palomar	Primary	27	6,353,632	Rehabilitate Runway
Chico	Chico Municipal	Primary	29	100,000	Wildlife Hazard Assessments
Chino	Chino	Reliever	29	1,022,995	Install Runway Lighting
Chino	Chino	Reliever	30	150,000	Install Runway Lighting
Chowchilla	Chowchilla	General Aviation	6	273,694	Improve Airport Drainage
Cloverdale	Cloverdale Municipal	General Aviation	4	80,465	Install Runway Vertical/Visual Guidance System, Rehabilitate Runway
Compton	Compton/Woodley	Reliever	7	342,737	Install Weather Reporting Equipment
Compton	Compton/Woodley	Reliever	9	576,863	Install Weather Reporting Equipment, Rehabilitate Apron
Corning	Corning Municipal	General Aviation	6	2,250,000	Construct Taxiway, Expand Apron, Extend Runway, Widen Runway
Covelo	Round Valley	General Aviation	4	1,087,453	Rehabilitate Runway
Crescent City	Jack McNamara Field	Primary	19	209,000	Conduct Environmental Study
Crescent City	Jack McNamara Field	Primary	21	100,000	Wildlife Hazard Assessments
Crescent City	Jack McNamara Field	Primary	22	100,000	Conduct Environmental Study
Davis	Yolo County	General Aviation	10	233,694	Install Miscellaneous NAVAIDS, Rehabilitate Runway
Davis	Yolo County	General Aviation	12	468,976	Rehabilitate Runway
Dunsmuir	Dunsmuir Municipal-Mott	General Aviation	11	68,074	Conduct Miscellaneous Study
Dunsmuir	Dunsmuir Municipal-Mott	General Aviation	12	120,686	Improve Airport Drainage
El Cajon	Gillespie Field	Reliever	18	1,152,350	Rehabilitate Taxiway
El Monte	El Monte	Reliever	10	553,186	Install Guidance Signs
El Monte	El Monte	Reliever	11	211,217	Install Guidance Signs
Firebaugh	Firebaugh	General Aviation	4	149,625	Conduct Airport Master Plan Study
Fortuna	Rohnerville	General Aviation	10	68,391	Install Weather Reporting Equipment
Fresno	Fresno Chandler Executive	Reliever	16	2,120,570	Construct Taxiway
Fresno	Fresno Yosemite International	Primary	56	9,799,709	Rehabilitate Taxiway
Fresno	Fresno Yosemite International	Primary	58	3,000,000	Noise Mitigation Measures for Residences within 65 - 69 DNL
Fullerton	Fullerton Municipal	Reliever	20	68,074	Construct Taxiway
Fullerton	Fullerton Municipal	Reliever	21	120,686	Construct Taxiway, Rehabilitate Taxiway
Garberville	Garberville	General Aviation	7	93,785	Install Weather Reporting Equipment
Grass Valley	Nevada County Air Park	General Aviation	13	150,000	Conduct Environmental Study
Gustine	Gustine	General Aviation	8	50,000	Improve Airport Drainage
Half Moon Bay	Half Moon Bay	Reliever	12	287,453	Conduct Environmental Study
Hanford	Hanford Municipal	General Aviation	17	123,694	Remove Obstructions

State/City	Airport/Project Location	Service Level	Grant Number	Federal Funds	Description of Project
Hanford	Hanford Municipal	General Aviation	18	290,748	Remove Obstructions
Havasu Lake	Chemehuevi Valley	General Aviation	7	279,797	Construct Taxiway
Hayward	Hayward Executive	Reliever	16	135,000	Update Airport Master Plan Study
Healdsburg	Healdsburg Municipal	General Aviation	5	126,212	Install Miscellaneous NAVAIDS, Install Runway Vertical/Visual Guidance System
Hollister	Hollister Municipal	General Aviation	12	192,620	Conduct Miscellaneous Study, Install Runway Vertical/Visual Guidance System, Rehabilitate Taxiway Lighting
Imperial	Imperial County	Primary	24	1,274,621	Rehabilitate Taxiway
Imperial	Imperial County	Primary	25	622,771	Rehabilitate Taxiway
Inyokern	Inyokern	Primary	24	1,649,257	Improve Terminal Building, Rehabilitate Apron, Rehabilitate Runway Lighting
Inyokern	Inyokern	Primary	25	2,373,779	Improve Terminal Building, Rehabilitate Apron, Rehabilitate Runway Lighting
Jackson	Westover Field Amador County	General Aviation	14	154,582	Improve Runway Safety Area, Install Runway Vertical/Visual Guidance System, Rehabilitate Runway, Rehabilitate Taxiway
La Verne	Brackett Field	Reliever	11	586,213	Construct Apron, Construct Taxiway
La Verne	Brackett Field	Reliever	12	173,787	Construct Apron, Construct Taxiway
Lancaster	General Wm J Fox Airfield	General Aviation	13	190,000	Update Airport Master Plan Study
Lee Vining	Lee Vining	General Aviation	5	189,444	Install Runway Lighting, Rehabilitate Runway
Lee Vining	Lee Vining	General Aviation	6	2,342,056	Install Runway Lighting, Rehabilitate Runway
Littleriver	Little River	General Aviation	6	243,023	Rehabilitate Runway
Lompoc	Lompoc	General Aviation	13	66,667	Install Perimeter Fencing
Long Beach	Long Beach /Daugherty Field/	Primary	32	1,443,031	Install Guidance Signs
Long Beach	Long Beach /Daugherty Field/	Primary	33	7,364,688	Rehabilitate Apron, Rehabilitate Taxiway
Los Angeles	Los Angeles International	Primary	53	10,000,000	Noise Mitigation Measures for Residences within 65 - 69 DNL
Los Angeles	Los Angeles International	Primary	54	5,000,000	Noise Mitigation Measures for Residences within 70 - 74 DNL
Los Angeles	Los Angeles International	Primary	55	3,244,468	Construct Taxiway
Los Angeles	Los Angeles International	Primary	56	2,790,345	Noise Mitigation Measures for Residences within 65 - 69 DNL
Los Angeles	Los Angeles International	Primary	58	13,581,756	Construct Taxiway
Los Angeles	Los Angeles International	Primary	59	10,000,000	Noise Mitigation Measures for Residences within 65 - 69 DNL
Los Banos	Los Banos Municipal	General Aviation	7	150,000	Rehabilitate Runway
Madera	Madera Municipal	General Aviation	19	48,694	Extend Taxiway
Madera	Madera Municipal	General Aviation	20	625,000	Extend Taxiway



State/City	Airport/Project Location	Service Level	Grant Number	Federal Funds	Description of Project
Mammoth Lakes	Mammoth Yosemite	General Aviation	20	104,314	Rehabilitate Terminal Building
Mammoth Lakes	Mammoth Yosemite	General Aviation	21	156,926	Rehabilitate Terminal Building
Marina	Marina Municipal	General Aviation	8	197,600	Rehabilitate Runway, Rehabilitate Taxiway
Mariposa	Mariposa-Yosemite	General Aviation	8	52,250	Rehabilitate Taxiway
Marysville	Yuba County	General Aviation	13	100,700	Rehabilitate Apron, Rehabilitate Taxiway
Mendota	William Robert Johnston Municipal	General Aviation	3	35,834	Rehabilitate Runway
Merced	Merced Municipal/MacReady Field	Commercial Service	17	220,000	Security Enhancements
Merced	Turlock Municipal	General Aviation	8	280,250	Rehabilitate Runway
Modesto	Modesto City County-Harry Sham Field	Primary	34	1,001,289	Improve Runway Safety Area, Install Miscellaneous NAVAIDS, Install Perimeter Fencing, Rehabilitate Apron
Mojave	Mojave	General Aviation	23	923,694	Rehabilitate Apron
Mojave	Mojave	General Aviation	24	1,687,795	Rehabilitate Apron
Monterey	Monterey Peninsula	Primary	51	617,476	Improve Airport Erosion Control, Rehabilitate Runway, Rehabilitate Taxiway
Monterey	Monterey Peninsula	Primary	53	1,101,718	Improve Airport Drainage, Rehabilitate Taxiway
Monterey	Monterey Peninsula	Primary	54	677,827	Conduct Environmental Study
Monterey	Monterey Peninsula	Primary	55	135,000	Wildlife Hazard Assessments
Novato	Gnoss Field	Reliever	14	450,000	Conduct Environmental Study
Oakland	Metropolitan Oakland International	Primary	47	1,843,521	Rehabilitate Apron
Oakland	Metropolitan Oakland International	Primary	49	5,007,822	Rehabilitate Apron
Oakland	Nine Bay Area Counties	System Plan	2	200,000	Conduct Metropolitan System Plan Study
Ontario	Ontario International	Primary	31	1,500,000	Acquire Land for Noise Compatibility within 65 - 69 DNL
Ontario	Ontario International	Primary	32	1,500,000	Acquire Land for Noise Compatibility within 65 - 69 DNL
Oroville	Oroville Municipal	General Aviation	13	42,750	Conduct Miscellaneous Study
Oroville	Oroville Municipal	General Aviation	14	63,460	Install Runway Vertical/Visual Guidance System, Install Weather Reporting Equipment, Rehabilitate Apron, Rehabilitate Runway, Rehabilitate Taxiway
Oxnard	Oxnard	Primary	28	1,472,809	Install Emergency Generator, Rehabilitate Apron, Rehabilitate Runway, Rehabilitate Taxiway
Oxnard	Oxnard	Primary	29	250,000	Conduct Environmental Study
Oxnard	Oxnard	Primary	30	1,272,507	Install Emergency Generator, Rehabilitate Apron, Rehabilitate Runway, Rehabilitate Taxiway
Oxnard	Oxnard	Primary	31	91,529	Wildlife Hazard Assessments
Palm Springs	Jacqueline Cochran	General	17	316,292	Construct Taxiway

State/City	Airport/Project Location	Service Level	Grant Number	Federal Funds	Description of Project
	Regional	Aviation			
Palm Springs	Jacqueline Cochran Regional	General Aviation	18	1,545,708	Construct Taxiway
Palm Springs	Palm Springs International	Primary	44	1,708,988	Improve Terminal Building
Palm Springs	Palm Springs International	Primary	45	2,069,695	Improve Terminal Building
Paso Robles	Paso Robles Municipal	General Aviation	19	908,694	Extend Taxiway
Paso Robles	Paso Robles Municipal	General Aviation	20	12,276	Extend Taxiway
Petaluma	Petaluma Municipal	Reliever	19	65,073	Install Weather Reporting Equipment
Petaluma	Petaluma Municipal	Reliever	20	117,686	Install Weather Reporting Equipment
Porterville	Porterville Municipal	General Aviation	8	273,694	Install Runway Vertical/Visual Guidance System, Rehabilitate Taxiway Lighting
Porterville	Porterville Municipal	General Aviation	9	125,744	Install Apron Lighting, Rehabilitate Taxiway Lighting
Ramona	Ramona	Reliever	12	123,694	Rehabilitate Apron, Rehabilitate Runway, Rehabilitate Taxiway
Ramona	Ramona	Reliever	13	1,266,306	Rehabilitate Apron, Rehabilitate Runway, Rehabilitate Taxiway
Red Bluff	Red Bluff Municipal	General Aviation	10	150,000	Update Airport Master Plan Study
Redding	Benton Field	General Aviation	10	212,444	Conduct Miscellaneous Study, Improve Runway Safety Area
Redding	Redding Municipal	Primary	35	486,996	Acquire Aircraft Rescue & Fire Fighting Safety Equipment, Conduct Miscellaneous Study, Install Guidance Signs, Rehabilitate Runway, Rehabilitate Taxiway
Redding	Redding Municipal	Primary	38	1,010,595	Rehabilitate Terminal Building
Redding	Redding Municipal	Primary	39	100,000	Wildlife Hazard Assessments
Redlands	Redlands Municipal	General Aviation	10	55,037	Environmental Mitigation
Reedley	Reedley Municipal	General Aviation	9	218,166	Rehabilitate Taxiway
Reedley	Reedley Municipal	General Aviation	10	74,858	Install Weather Reporting Equipment
Riverside	March ARB	Reliever	7	150,000	Conduct Environmental Study
Riverside (County)	French Valley	General Aviation	23	380,000	Rehabilitate Apron
Riverside (County)	French Valley	General Aviation	24	1,350,000	Install Perimeter Fencing
Ruth	Ruth	General Aviation	4	47,500	Conduct Miscellaneous Study
Sacramento	Sacramento International	Primary	44	8,971,604	Construct Apron
Sacramento	State of California	System Plan	5	440,000	Conduct aeronautical survey for WAAS approach
Salinas	Salinas Municipal	General Aviation	17	707,073	Acquire Emergency Generator, Install Perimeter Fencing, Rehabilitate Runway, Rehabilitate Taxiway
Salinas	Salinas Municipal	General Aviation	19	120,687	Install Perimeter Fencing, Rehabilitate Taxiway
San Andreas	Calaveras County-Maury Rasmussen Field	General Aviation	7	53,308	Improve Access Road, Install Perimeter Fencing

State/City	Airport/Project Location	Service Level	Grant Number	Federal Funds	Description of Project
San Bernardino	San Bernardino International	Reliever	23	278,731	Construct Service Road
San Carlos	San Carlos	Reliever	13	668,073	Install Perimeter Fencing, Rehabilitate Access Road, Rehabilitate Apron
San Carlos	San Carlos	Reliever	14	546,635	Install Perimeter Fencing, Rehabilitate Access Road, Rehabilitate Apron
San Carlos	San Carlos	Reliever	15	150,000	Conduct Miscellaneous Study
San Diego	Brown Field Municipal	Reliever	14	87,452	Rehabilitate Taxiway
San Diego	Brown Field Municipal	Reliever	15	460,942	Install Perimeter Fencing
San Diego	Montgomery Field	Reliever	13	123,693	Rehabilitate Taxiway
San Diego	San Diego International	Primary	56	6,000,000	Noise Mitigation Measures for Residences within 65 - 69 DNL
San Diego	San Diego International	Primary	57	4,282,851	Construct Taxiway, Rehabilitate Taxiway
San Diego	San Diego International	Primary	59	31,425,870	Construct Apron
San Diego	San Diego Metropolitan Area	System Plan	1	2,100,000	Conduct Metropolitan System Plan Study
San Francisco International Airport	San Francisco International	Primary	42	1,500,000	Improve Runway Safety Area, Install Taxiway Lighting, Rehabilitate Apron, Rehabilitate Runway, Rehabilitate Taxiway
San Francisco International Airport	San Francisco International	Primary	43	8,659,870	Improve Airport Drainage, Rehabilitate Runway, Rehabilitate Runway Lighting
San Francisco International Airport	San Francisco International	Primary	45	6,529,032	Rehabilitate Runway, Rehabilitate Runway Lighting
San Francisco International Airport	San Francisco International	Primary	47	4,717,328	VALE Infrastructure
San Francisco International Airport	San Francisco International	Primary	49	5,250,000	Rehabilitate Taxiway
San Jose	Norman Y. Mineta San Jose International	Primary	73	4,628,099	VALE Infrastructure, VALE Vehicle
San Jose	Norman Y. Mineta San Jose International	Primary	74	814,371	Rehabilitate Apron
San Jose	Norman Y. Mineta San Jose International	Primary	76	4,055,182	Rehabilitate Apron
San Jose	Norman Y. Mineta San Jose International	Primary	77	2,000,000	Construct Taxiway
San Luis Obispo	San Luis County Regional	Primary	36	556,685	Construct Apron
San Luis Obispo	San Luis County Regional	Primary	37	5,443,744	Construct Apron
Santa Ana	John Wayne Airport-Orange County	Primary	39	1,120,319	Expand Terminal Building, Improve Terminal Building
Santa Ana	John Wayne Airport-Orange County	Primary	40	1,819,987	Expand Terminal Building, Improve Terminal Building
Santa Barbara	Santa Barbara Municipal	Primary	39	1,347,262	Construct Terminal Building
Santa Barbara	Santa Barbara Municipal	Primary	40	2,378,517	Construct Terminal Building
Santa Rosa	Charles M. Schulz - Sonoma County	Primary	34	1,244,001	Rehabilitate Apron
Santa Rosa	Charles M. Schulz - Sonoma County	Primary	36	694,759	Rehabilitate Apron, Remove Obstructions
Santa Rosa	Charles M. Schulz - Sonoma County	Primary	38	914,375	Acquire Land For Approaches

State/City	Airport/Project Location	Service Level	Grant Number	Federal Funds	Description of Project
Shafter	Shafter-Minter Field	General Aviation	15	122,982	Rehabilitate Runway, Rehabilitate Taxiway
Shafter	Shafter-Minter Field	General Aviation	16	285,000	Rehabilitate Runway, Rehabilitate Taxiway
South Lake Tahoe	Lake Tahoe	General Aviation	30	2,440,672	Rehabilitate Apron
Stockton	Stockton Metropolitan	Primary	27	522,777	Modify Terminal Building, Rehabilitate Runway Lighting, Rehabilitate Taxiway
Taft	Taft-Kern County	General Aviation	1	120,190	Conduct Miscellaneous Study
Truckee	Truckee-Tahoe	General Aviation	21	68,073	Acquire Snow Removal Equipment, Install Apron Lighting, Install Miscellaneous NAVAIDS
Truckee	Truckee-Tahoe	General Aviation	23	120,687	Acquire Snow Removal Equipment
Truckee	Truckee-Tahoe	General Aviation	24	579,500	Acquire Snow Removal Equipment
Tulare	Mefford Field	General Aviation	10	68,073	Construct Access Road
Tulare	Mefford Field	General Aviation	11	600,000	Construct Access Road
Ukiah	Ukiah Municipal	General Aviation	11	553,860	Improve Airport Drainage
Victorville	Southern California Logistics	Reliever	15	1,318,073	Extend Taxiway
Victorville	Southern California Logistics	Reliever	16	153,273	Extend Taxiway
Victorville	Southern California Logistics	Reliever	17	1,023,311	Acquire Aircraft Rescue & Fire Fighting Vehicle
Visalia	Sequoia Field	General Aviation	3	126,211	Rehabilitate Taxiway
Visalia	Sequoia Field	General Aviation	4	1,500,000	Rehabilitate Taxiway
Visalia	Visalia Municipal	Commercial Service	24	85,500	Conduct Miscellaneous Study, Update Airport Master Plan Study
Visalia	Visalia Municipal	Commercial Service	25	478,790	Install Guidance Signs, Rehabilitate Taxiway Lighting
Weaverville	Lonnie Pool Field/Weaverville	General Aviation	9	77,085	Install Weather Reporting Equipment
Weaverville	Lonnie Pool Field/Weaverville	General Aviation	10	27,415	Install Weather Reporting Equipment
Weed	Weed	General Aviation	9	190,000	Rehabilitate Apron, Rehabilitate Runway, Rehabilitate Taxiway
Willows	Willows-Glenn County	General Aviation	4	38,000	Improve Airport Drainage
Subtotal FY 2009 Funds				<b>280,640,201</b>	
<b>Colorado</b>					
Akron	Colorado Plains Regional	General Aviation	13	48,693	Install Perimeter Fencing
Akron	Colorado Plains Regional	General Aviation	14	101,307	Install Perimeter Fencing
Alamosa	San Luis Valley Regional/Bergman Field	Commercial Service	16	123,693	Install Airfield Guidance Signs, Rehabilitate Taxiway
Alamosa	San Luis Valley Regional/Bergman Field	Commercial Service	17	176,307	Rehabilitate Apron, Rehabilitate Taxiway
Aspen	Aspen-Pitkin County/Sardy	Primary	38	560,878	Update Airport Master Plan Study

State/City	Airport/Project Location	Service Level	Grant Number	Federal Funds	Description of Project
	Field				
Aspen	Aspen-Pitkin County/Sardy Field	Primary	40	519,692	Update Airport Master Plan Study
Aspen	Aspen-Pitkin County/Sardy Field	Primary	41	647,224	Extend Runway
Broomfield	Rocky Mountain Metropolitan	Reliever	45	48,693	Improve Airport Miscellaneous Improvements
Broomfield	Rocky Mountain Metropolitan	Reliever	46	109,765	Construct Taxiway
Buena Vista	Central Colorado Regional	General Aviation	12	87,452	Rehabilitate Runway
Buena Vista	Central Colorado Regional	General Aviation	13	140,067	Rehabilitate Apron, Rehabilitate Runway, Rehabilitate Taxiway
Canon City	Fremont County	General Aviation	10	68,073	Construct Snow Removal Equipment Building, Rehabilitate Runway
Colorado Springs	City of Colorado Springs Municipal	Primary	45	1,355,006	Rehabilitate Taxiway
Colorado Springs	City of Colorado Springs Municipal	Primary	47	770,850	Rehabilitate Taxiway
Colorado Springs	City of Colorado Springs Municipal	Primary	48	540,000	Rehabilitate Runway
Colorado Springs	City of Colorado Springs Municipal	Primary	49	1,500,000	Update Airport Master Plan Study
Colorado Springs	City of Colorado Springs Municipal	Primary	50	7,200,000	Rehabilitate Taxiway
Colorado Springs	Meadow Lake	Reliever	17	48,693	Acquire Land For Approaches, Install Weather Reporting Equipment
Colorado Springs	Meadow Lake	Reliever	18	101,307	Install Weather Reporting Equipment
Cortez	Cortez Municipal	Primary	26	120,000	Update Airport Master Plan Study
Cortez	Cortez Municipal	Primary	27	204,621	Improve Airport Miscellaneous Improvements
Craig	Craig-Moffat	General Aviation	9	13,300	Rehabilitate Parking Lot
Craig	Craig-Moffat	General Aviation	10	143,843	Rehabilitate Parking Lot
Delta	Blake Field	General Aviation	7	47,896	Rehabilitate Runway
Denver	Denver International	Primary	52	2,000,000	Expand Apron
Denver	Denver International	Primary	53	2,228,839	Install Runway Incurion Caution Bars
Denver	Denver International	Primary	54	242,000	Acquire Interactive Training System
Denver	Denver International	Primary	57	993,478	Install Runway Incurion Caution Bars
Denver	Denver International	Primary	58	3,434,827	Rehabilitate Runway, Rehabilitate Taxiway
Denver	Denver International	Primary	59	2,688,798	Widen Taxiway
Denver	Denver International	Primary	60	3,141,623	Rehabilitate Runway
Denver	State of Colorado	System Plan	8	255,000	Update State System Plan Study
Denver	State of Colorado	System Plan	9	52,500	Conduct aeronautical survey for WAAS approach
Durango	Durango-La Plata County	Primary	36	943,222	Rehabilitate Apron
Eagle	Eagle County Regional	Primary	44	1,340,586	Rehabilitate Runway

State/City	Airport/Project Location	Service Level	Grant Number	Federal Funds	Description of Project
Englewood	Centennial	Reliever	39	48,693	Expand Snow Removal Equipment Building
Englewood	Centennial	Reliever	41	101,307	Expand Snow Removal Equipment Building
Englewood	Centennial	Reliever	42	1,500,000	Install Noise Monitoring System
Erie	Erie Municipal	General Aviation	9	348,693	Construct Taxiway, Rehabilitate Runway Lighting
Erie	Erie Municipal	General Aviation	10	401,307	Construct Taxiway, Rehabilitate Runway Lighting
Fort Collins/Loveland	Fort Collins-Loveland Municipal	Primary	24	355,747	Construct Taxiway, Install Perimeter Fencing
Fort Collins/Loveland	Fort Collins-Loveland Municipal	Primary	25	675,379	Construct Taxiway
Granby	Granby-Grand County	General Aviation	7	48,693	Improve Runway Safety Area
Granby	Granby-Grand County	General Aviation	8	3,800,000	Improve Runway Safety Area
Grand Junction	Grand Junction Regional	Primary	37	204,867	Improve Utilities
Grand Junction	Grand Junction Regional	Primary	38	673,403	Rehabilitate Apron
Grand Junction	Grand Junction Regional	Primary	40	74,387	Improve Utilities
Grand Junction	Grand Junction Regional	Primary	41	1,750,000	Rehabilitate Apron
Gunnison	Gunnison-Crested Butte Regional	Primary	41	324,621	Acquire Snow Removal Equipment
Gunnison	Gunnison-Crested Butte Regional	Primary	42	675,379	Acquire Snow Removal Equipment, Expand Apron, Rehabilitate Apron
Kremmling	Mc Elroy Airfield	General Aviation	9	18,147	Install Runway Lighting
Kremmling	Mc Elroy Airfield	General Aviation	10	69,000	Install Runway Lighting
La Junta	La Junta Municipal	General Aviation	8	24,700	Rehabilitate Taxiway
La Junta	La Junta Municipal	General Aviation	9	187,661	Rehabilitate Taxiway
Lamar	Lamar Municipal	General Aviation	17	52,000	Rehabilitate Runway
Leadville	Lake County	General Aviation	7	147,872	Improve Utilities
Leadville	Lake County	General Aviation	8	80,000	Improve Utilities
Meeker	Meeker	General Aviation	6	155,526	Install Weather Reporting Equipment
Monte Vista	Monte Vista Municipal	General Aviation	8	134,509	Install Runway Vertical/Visual Guidance System, Rehabilitate Runway Lighting
Monte Vista	Monte Vista Municipal	General Aviation	9	239,736	Rehabilitate Runway Lighting
Montrose	Montrose Regional	Primary	36	452,178	Expand Terminal Building
Nucla	Hopkins Field	General Aviation	4	123,693	Install Runway Lighting
Nucla	Hopkins Field	General Aviation	5	176,307	Install Runway Lighting
Pagosa Springs	Stevens Field	General Aviation	19	142,246	Rehabilitate Runway
Pueblo	Pueblo Memorial	Commercial Service	29	1,303,177	Rehabilitate Apron
Rifle	Garfield County Regional	General Aviation	18	13,885,234	Improve Runway Safety Area

State/City	Airport/Project Location	Service Level	Grant Number	Federal Funds	Description of Project
Rifle	Garfield County Regional	General Aviation	19	17,815,006	Improve Runway Safety Area
Steamboat Springs	Steamboat Springs/Bob Adams Field	General Aviation	19	27,550	Install Perimeter Fencing
Steamboat Springs	Steamboat Springs/Bob Adams Field	General Aviation	20	138,175	Install Perimeter Fencing
Telluride	Telluride Regional	Primary	24	650,000	Acquire Aircraft Rescue & Fire Fighting Vehicle
Telluride	Telluride Regional	Primary	25	22,355,908	Improve Runway Safety Area
Walsenburg	Spanish Peaks Airfield	General Aviation	4	120,687	Remove Obstructions
Watkins	Front Range	Reliever	35	948,693	Rehabilitate Taxiway Lighting
Watkins	Front Range	Reliever	36	101,307	Rehabilitate Taxiway Lighting
Watkins	Front Range	Reliever	37	1,205,000	Install Runway Vertical/Visual Guidance System, Install Taxiway Lighting, Rehabilitate Taxiway
Wray	Wray Municipal	General Aviation	9	126,640	Install Weather Reporting Equipment
Wray	Wray Municipal	General Aviation	10	80,000	Install Weather Reporting Equipment
<b>Subtotal FY 2009 Funds</b>				<b>103,741,661</b>	
<b>Connecticut</b>					
Bridgeport	Igor I Sikorsky Memorial	General Aviation	26	199,500	Rehabilitate Runway, Runway Incursion Markings
Danbury	Danbury Municipal	Reliever	31	500,318	Rehabilitate Runway
Danbury	Danbury Municipal	Reliever	33	292,534	Remove Obstructions
Danielson	Danielson	General Aviation	8	458,038	Construct Taxiway
Ellington (Town of)	Town of Ellington	System Plan	1	145,730	Conduct Airport Master Plan Study
Hartford	Various Locations in Connecticut	System Plan	4	100,178	Rehabilitate Runway
Meriden	Meriden Markham Municipal	General Aviation	11	63,450	Install Apron Lighting
New Haven	Tweed-New Haven	Primary	35	5,539,746	Extend Taxiway, Rehabilitate Taxiway
Newington	Various Locations in Connecticut	System Plan	5	148,020	Rehabilitate Runway
Oxford	Waterbury-Oxford	General Aviation	13	886,999	Construct Taxiway
Oxford	Waterbury-Oxford	General Aviation	14	1,187,500	Acquire Land for Noise Compatibility within 65 - 69 DNL
Plainville	Robertson Field	Reliever	3	7,399,208	Acquire Existing Airport
Windsor Locks	Bradley International	Primary	48	2,271,623	Construct Terminal Building
<b>Subtotal FY 2009 Funds</b>				<b>19,192,844</b>	
<b>Delaware</b>					
Dover	State of Delaware	System Plan	7	166,250	Conduct State System Plan Study
Dover/Cheswold	Delaware Airpark	General Aviation	11	254,558	Construct Runway
Dover/Cheswold	Delaware Airpark	General Aviation	13	125,371	Construct Runway
Wilmington	New Castle	Primary	29	5,704,676	Improve Runway Safety Area
<b>Subtotal FY 2009 Funds</b>				<b>6,250,855</b>	
<b>District of Columbia</b>					
Washington	Washington Metropolitan	System Plan	6	384,750	Conduct State System Plan Study

State/City	Airport/Project Location	Service Level	Grant Number	Federal Funds	Description of Project
	Area				
Subtotal FY 2009 Funds				<b>384,750</b>	
<b>Federated States of Micronesia</b>					
Colonia	Yap International	General Aviation	11	7,500,000	Rehabilitate Runway
Iras	Chuuk International	General Aviation	12	3,500,000	Install Guidance Signs, Install Perimeter Fencing
Iras	Chuuk International	General Aviation	13	2,000,000	Rehabilitate Runway
Iras	Chuuk International	General Aviation	14	580,000	Install Perimeter Fencing
Kosrae	Kosrae	General Aviation	10	3,500,000	Install Guidance Signs, Install Perimeter Fencing
Ponape	Pohnpei International	General Aviation	12	4,000,000	Rehabilitate Runway
Subtotal FY 2009 Funds				<b>21,080,000</b>	
<b>Florida</b>					
Apalachicola	Apalachicola Regional	General Aviation	4	198,693	Acquire Land For Approaches
Apalachicola	Apalachicola Regional	General Aviation	5	251,307	Acquire Land For Approaches
Bartow	Bartow Municipal	General Aviation	25	129,484	Install Perimeter Fencing
Boca Raton	Boca Raton	Reliever	13	1,439,730	Rehabilitate Runway, Rehabilitate Taxiway
Boca Raton	Boca Raton	Reliever	15	120,687	Update Airport Master Plan Study
Clearwater	St Petersburg-Clearwater International	Primary	34	1,241,129	Conduct Miscellaneous Study, Rehabilitate Terminal Building
Clearwater	St Petersburg-Clearwater International	Primary	36	2,267,237	Improve Airport Drainage, Rehabilitate Terminal Building
Clewiston	Airglades	General Aviation	4	155,411	Rehabilitate Runway
Crystal River	Crystal River	General Aviation	4	1,262,791	Construct Taxiway
Daytona Beach	Daytona Beach International	Primary	55	827,688	Improve Terminal Building
Daytona Beach	Daytona Beach International	Primary	56	1,722,018	Improve Terminal Building
Daytona Beach	Daytona Beach International	Primary	57	668,078	Rehabilitate Runway
DeLand	DeLand Municipal-Sidney H Taylor Field	Reliever	17	887,768	Construct Runway Safety Area, Rehabilitate Taxiway
Fernandina Beach	Fernandina Beach Municipal	General Aviation	18	752,722	Improve Airport Drainage, Rehabilitate Taxiway
Fernandina Beach	Fernandina Beach Municipal	General Aviation	19	178,521	Improve Airport Drainage
Fort Lauderdale	Fort Lauderdale/Hollywood International	Primary	59	2,257,628	Acquire Aircraft Rescue & Fire Fighting Vehicle, Rehabilitate Runway
Fort Lauderdale	Fort Lauderdale/Hollywood International	Primary	61	202,712	Rehabilitate Runway
Fort Lauderdale	Fort Lauderdale/Hollywood International	Primary	62	5,547,653	Extend Runway
Fort Myers	Southwest Florida International	Primary	46	1,667,963	Construct Aircraft Rescue & Fire Fighting Building



State/City	Airport/Project Location	Service Level	Grant Number	Federal Funds	Description of Project
Fort Myers	Southwest Florida International	Primary	47	1,299,926	Acquire Aircraft Rescue & Fire Fighting Safety Equipment, Acquire Aircraft Rescue & Fire Fighting Vehicle
Fort Pierce	St Lucie County International	General Aviation	31	2,113,078	Install Perimeter Fencing, Rehabilitate Runway
Gainesville	Gainesville Regional	Primary	28	347,648	Rehabilitate Terminal Building
Gainesville	Gainesville Regional	Primary	30	1,051,212	Acquire Equipment, Install Perimeter Fencing, Rehabilitate Apron, Update Airport Master Plan Study, Wildlife Hazard Assessments
Hilliard	Hilliard Airpark	General Aviation	5	53,960	Install Runway Vertical/Visual Guidance System
Hollywood	North Perry	Reliever	5	39,187	Install Taxiway Lighting
Immokalee	Immokalee	General Aviation	5	187,150	Construct Apron
Immokalee	Immokalee Regional	General Aviation	6	49,158	Construct Apron
Inverness	Inverness	General Aviation	3	2,843,900	Extend Runway
Jacksonville	Cecil Field	General Aviation	13	823,306	Rehabilitate Runway
Jacksonville	Herlong	Reliever	13	693,598	Rehabilitate Runway
Jacksonville	Jacksonville International	Primary	45	4,629,176	Construct Apron, Rehabilitate Apron, Rehabilitate Runway, Rehabilitate Taxiway Lighting
Jacksonville	Jacksonville International	Primary	46	2,056,141	Construct Apron, Rehabilitate Runway
Key West	Key West International	Primary	39	710,291	Construct Terminal Building, Improve Runway Safety Area
Key West	Key West International	Primary	40	1,477,770	Construct Terminal Building
Key West	Key West International	Primary	41	2,496,733	Conduct Noise Compatibility Plan Study, Noise Mitigation Measures for Residences within 65 - 69 DNL
La Belle	La Belle Municipal	General Aviation	4	123,694	Update Miscellaneous Study
Lake City	Lake City Municipal	General Aviation	17	60,652	Expand Apron, Update Airport Master Plan Study
Lake Wales	Lake Wales Municipal	General Aviation	11	207,343	Rehabilitate Taxiway Lighting
Lake Wales	Lake Wales Municipal	General Aviation	12	95,610	Rehabilitate Taxiway Lighting
Lakeland	Lakeland Linder Regional	Reliever	29	109,526	Construct Taxiway
Lakeland	Lakeland Linder Regional	Reliever	30	162,137	Acquire Equipment
Leesburg	Leesburg International	General Aviation	20	101,307	Extend Runway
Marathon	The Florida Keys Marathon	General Aviation	26	48,693	Install Instrument Approach Aid
Marathon	The Florida Keys Marathon	General Aviation	27	485,855	Conduct Environmental Study
Marco Island	Marco Island	General Aviation	6	101,741	Construct Apron
Marco Island	Marco Island	General Aviation	7	247,000	Acquire Miscellaneous Land
Marianna	Marianna Municipal	General Aviation	9	35,972	Rehabilitate Runway Lighting
Marianna	Marianna Municipal	General Aviation	11	414,409	Rehabilitate Apron

State/City	Airport/Project Location	Service Level	Grant Number	Federal Funds	Description of Project
Melbourne	Melbourne International	Primary	32	716,857	Rehabilitate Apron, Rehabilitate Runway, Rehabilitate Taxiway
Melbourne	Melbourne International	Primary	34	1,091,204	Acquire Aircraft Rescue & Fire Fighting Vehicle, Construct Apron, Install Airport Beacons, Rehabilitate Runway
Miami	Kendall-Tamiami Executive	Reliever	8	884,186	Extend Runway
Miami	Kendall-Tamiami Executive	Reliever	9	3,325,528	Extend Runway
Miami	Miami International	Primary	57	10,110,000	Construct Runway
Miami	Miami International	Primary	59	8,124,685	Rehabilitate Runway
Miami	Miami International	Primary	61	8,936,690	Rehabilitate Runway, Rehabilitate Taxiway
Naples	Naples Municipal	Primary	28	1,666,234	Rehabilitate Runway, Rehabilitate Taxiway
Naples	Naples Municipal	Primary	30	675,379	Rehabilitate Apron
Naples	Naples Municipal	Primary	31	1,994,121	Rehabilitate Apron
Okeechobee	Okeechobee County	General Aviation	17	256,638	Rehabilitate Airport Beacons, Rehabilitate Taxiway
Orlando	Executive	Reliever	26	259,520	Rehabilitate Taxiway
Orlando	Orlando International	Primary	104	1,946,868	Construct Runway
Orlando	Orlando International	Primary	105	6,463,381	Rehabilitate Taxiway
Orlando	Orlando International	Primary	107	2,833,132	Construct Runway
Orlando	Orlando International	Primary	108	1,127,700	Rehabilitate Terminal Building
Ormond Beach	Ormond Beach Municipal	Reliever	14	338,510	Install Miscellaneous NAVAIDS, Install Runway Vertical/Visual Guidance System, Rehabilitate Runway Lighting, Rehabilitate Taxiway Lighting
Palatka	Palatka Municipal - Lt. Kay Larkin Field	General Aviation	18	1,596,832	Rehabilitate Runway
Palatka	Palatka Municipal - Lt. Kay Larkin Field	General Aviation	19	120,687	Improve Airport Drainage, Rehabilitate Apron
Panama City	New	System Plan	3	22,056,541	Construct New Airport
Pensacola	Pensacola Regional	Primary	35	2,140,587	Expand Terminal Building
Pensacola	Pensacola Regional	Primary	36	3,477,608	Construct Access Road, Improve Terminal Building
Perry	Perry-Foley	General Aviation	8	144,021	Rehabilitate Runway, Rehabilitate Runway Lighting, Rehabilitate Taxiway
Perry	Perry-Foley	General Aviation	9	178,576	Install Miscellaneous NAVAIDS, Rehabilitate Taxiway
Punta Gorda	Charlotte County	Commercial Service	25	68,073	Extend Runway
Punta Gorda	Charlotte County	Commercial Service	26	2,292,272	Rehabilitate Taxiway
Punta Gorda	Charlotte County	Commercial Service	28	120,687	Extend Runway
Quincy	Quincy Municipal	General Aviation	6	50,514	Construct Taxiway
Saint Augustine	St Augustine	Primary	25	675,379	Construct Aircraft Rescue & Fire Fighting Building, Rehabilitate Runway
Saint Augustine	St Augustine	Primary	26	218,200	Identify the airport's environmental

State/City	Airport/Project Location	Service Level	Grant Number	Federal Funds	Description of Project
					footprint
Saint Petersburg	Albert Whitted	Reliever	18	118,750	Construct Apron
Sanford	Orlando Sanford International	Primary	59	2,188,448	Acquire Interactive Training System, Rehabilitate Taxiway Lighting, Security Enhancements
Sanford	Orlando Sanford International	Primary	60	948,248	Update Airport Master Plan Study
Sanford	Orlando Sanford International	Primary	61	192,341	Improve Runway Safety Area, Install Runway Vertical/Visual Guidance System, Widen Runway
Sanford	Orlando Sanford International	Primary	62	4,549,811	Acquire Land for Noise Compatibility within 65 - 69 DNL
Sarasota/Bradenton	Sarasota/Bradenton International	Primary	44	1,216,435	Conduct Environmental Study, Rehabilitate Taxiway
Sarasota/Bradenton	Sarasota/Bradenton International	Primary	46	2,530,811	Acquire Aircraft Rescue & Fire Fighting Vehicle, Improve Terminal Building, Rehabilitate Access Road, Rehabilitate Taxiway
Sebastian	Sebastian Municipal	General Aviation	9	383,756	Install Runway Lighting
Sebring	Sebring Regional	General Aviation	19	311,197	Conduct Environmental Study
Sebring	Sebring Regional	General Aviation	20	2,227,449	Rehabilitate Runway
Stuart	Witham Field	General Aviation	13	383,406	Update Airport Master Plan Study
Stuart	Witham Field	General Aviation	14	517,050	Improve Runway Safety Area
Stuart	Witham Field	General Aviation	15	4,522,000	Acquire Land for Noise Compatibility within 65 - 69 DNL, Noise Mitigation Measures for Residences within 65 - 69 DNL
Tallahassee	State of Florida	System Plan	5	1,385,115	Conduct State System Plan Study
Tallahassee	Tallahassee Regional	Primary	33	2,409,655	Conduct Miscellaneous Study, Security Enhancements
Tampa	Tampa International	Primary	50	1,528,849	Construct Terminal Building
Tampa	Tampa International	Primary	52	2,921,751	Construct Terminal Building, Rehabilitate Apron
Tampa	Tampa International	Primary	53	1,650,373	Rehabilitate Runway
Tampa	Vandenberg	Reliever	29	268,249	Rehabilitate Apron
Titusville	Arthur Dunn Air Park	General Aviation	12	237,500	Improve Runway Safety Area, Rehabilitate Taxiway
Titusville	Arthur Dunn Air Park	General Aviation	13	591,307	Install Perimeter Fencing, Rehabilitate Runway
Titusville	Space Coast Regional	General Aviation	19	66,500	Install Airfield Guidance Signs
Titusville	Space Coast Regional	General Aviation	20	85,500	Acquire Equipment
Titusville	Space Coast Regional	General Aviation	21	1,482,000	Acquire Land For Approaches
Umatilla	Umatilla Municipal	General Aviation	5	118,893	Update Airport Master Plan Study
Valparaiso	Eglin AFB	Primary	22	3,659,844	Rehabilitate Access Road, Rehabilitate Terminal Building

State/City	Airport/Project Location	Service Level	Grant Number	Federal Funds	Description of Project
Vero Beach	Vero Beach Municipal	General Aviation	33	131,927	Remove Obstructions
West Palm Beach	Palm Beach County Park	Reliever	9	251,291	Install Airfield Guidance Signs
West Palm Beach	Palm Beach International	Primary	49	1,567,297	Construct Apron
West Palm Beach	Palm Beach International	Primary	51	5,640,688	Construct Taxiway, Expand Apron, Improve Terminal Building, Rehabilitate Runway, Rehabilitate Taxiway
Williston	Williston Municipal	General Aviation	10	202,426	Install Taxiway Lighting
Winter Haven	Winter Haven's Gilbert	General Aviation	20	30,999	Install Perimeter Fencing
Winter Haven	Winter Haven's Gilbert	General Aviation	21	1,868,812	Install Perimeter Fencing, Rehabilitate Runway
<b>Subtotal FY 2009 Funds</b>				<b>174,924,681</b>	
<b>Georgia</b>					
Albany	Southwest Georgia Regional	Primary	30	1,254,761	Acquire Aircraft Rescue & Fire Fighting Vehicle, Rehabilitate Runway Lighting, Update Airport Master Plan Study
Albany	Southwest Georgia Regional	Primary	32	805,230	Rehabilitate Runway Lighting, Update Airport Master Plan Study
Albany	Southwest Georgia Regional	Primary	35	652,626	Construct Terminal Building
Atlanta	Georgia State Block Grant Program	System Plan	1	12,900,969	Non primary development projects in state block grant program
Atlanta	Georgia State Block Grant Program	System Plan	3	19,926,841	Non primary development projects in state block grant program
Atlanta	Georgia State Block Grant Program	System Plan	4	7,620,621	Non primary development projects in state block grant program
Atlanta	Hartsfield - Jackson Atlanta International	Primary	86	7,000,000	Construct Taxiway
Atlanta	Hartsfield - Jackson Atlanta International	Primary	87	6,708,300	Construct Runway
Atlanta	Hartsfield - Jackson Atlanta International	Primary	88	10,000,000	Extend Runway
Atlanta	Hartsfield - Jackson Atlanta International	Primary	89	2,818,737	Construct Apron
Atlanta	Hartsfield - Jackson Atlanta International	Primary	91	7,659,130	Construct Apron
Atlanta	Hartsfield - Jackson Atlanta International	Primary	92	656,421	Collect airport data for Airports Geographic Information System
Augusta	Augusta Regional at Bush Field	Primary	32	705,382	Expand Terminal Building, Rehabilitate Runway, Remove Obstructions
Brunswick	Brunswick Golden Isles	Primary	28	324,621	Improve Airport Drainage
Brunswick	Brunswick Golden Isles	Primary	29	2,439,198	Improve Airport Drainage
Columbus	Columbus Metropolitan	Primary	32	458,621	Rehabilitate Runway
Columbus	Columbus Metropolitan	Primary	33	2,641,129	Rehabilitate Runway

State/City	Airport/Project Location	Service Level	Grant Number	Federal Funds	Description of Project
Macon	Middle Georgia Regional	Primary	25	235,633	Conduct Environmental Study, Conduct Miscellaneous Study, Construct Service Road, Rehabilitate Runway, Rehabilitate Taxiway
Savannah	Savannah/Hilton Head International	Primary	47	1,305,111	Extend Taxiway, Rehabilitate Runway, Rehabilitate Taxiway
Savannah	Savannah/Hilton Head International	Primary	49	2,414,345	Acquire Equipment, Extend Taxiway, Improve Runway Safety Area, Improve Terminal Building, Rehabilitate Taxiway Lighting
Valdosta	Valdosta Regional	Primary	23	613,469	Rehabilitate Runway Lighting
Valdosta	Valdosta Regional	Primary	25	964,227	Rehabilitate Runway Lighting
Subtotal FY 2009 Funds				<b>90,105,372</b>	
<b>Guam</b>					
Agana	Guam International	Primary	65	7,000,000	Improve Utilities [MAP]
Agana	Guam International	Primary	66	700,000	Update Airport Master Plan Study
Agana	Guam International	Primary	67	744,647	Extend Runway
Tamuning	Guam International	Primary	69	2,000,000	Noise Mitigation Measures for Residences within 65 - 69 DNL
Tamuning	Guam International	Primary	70	3,294,390	Extend Runway
Tamuning	Guam International	Primary	71	3,005,610	Construct Taxiway
Subtotal FY 2009 Funds				<b>16,744,647</b>	
<b>Hawaii</b>					
Hilo	Hilo International	Primary	32	70,910	Noise Mitigation Measures
Hilo	Hilo International	Primary	33	79,090	Noise Mitigation Measures
Hilo	Hilo International	Primary	34	276,886	Rehabilitate Taxiway
Hilo	Hilo International	Primary	35	1,028,793	Construct Taxiway
Honolulu	Honolulu International	Primary	95	8,117,706	Improve Terminal Building
Honolulu	Honolulu International	Primary	96	807,440	Rehabilitate Taxiway
Honolulu	Honolulu International	Primary	97	500,000	Rehabilitate Taxiway
Honolulu	Honolulu International	Primary	98	11,835,001	Improve Terminal Building
Kahului	Kahului	Primary	45	310,275	Install Runway Lighting
Kahului	Kahului	Primary	47	550,500	Install Runway Lighting
Kahului	Kahului	Primary	48	1,142,025	Security Enhancements
Kailua Kona	Kona International at Keahole	Primary	30	124,242	Rehabilitate Apron
Kailua Kona	Kona International at Keahole	Primary	31	1,175,758	Rehabilitate Apron
Kailua Kona	Kona International at Keahole	Primary	32	1,500,000	Conduct Environmental Study
Kaunakakai	Molokai	Primary	15	5,325,000	Improve Aircraft Rescue & Fire Fighting Building
Lihue	Lihue	Primary	39	546,977	Install Runway Lighting
Lihue	Lihue	Primary	40	606,048	Install Runway Lighting
Lihue	Lihue	Primary	41	793,250	Security Enhancements
Subtotal FY 2009 Funds				<b>34,789,901</b>	
<b>Idaho</b>					
Arbon Valley	Pocatello Regional	Primary	29	553,818	Expand Terminal Building, Security Enhancements
Arbon Valley	Pocatello Regional	Primary	31	804,576	Expand Terminal Building
Arco	Arco-Butte County	General	9	93,077	Rehabilitate Runway Lighting

State/City	Airport/Project Location	Service Level	Grant Number	Federal Funds	Description of Project
		Aviation			
Arco	Arco-Butte County	General Aviation	11	160,691	Rehabilitate Runway Lighting
Boise	Boise Air Terminal/Gowen Field	Primary	51	1,774,210	Construct Snow Removal Equipment Building, Rehabilitate Taxiway
Boise	State of Idaho	System Plan	5	244,099	Update State System Plan Study
Bonnars Ferry	Boundary County	General Aviation	8	188,073	Construct Taxiway
Bonnars Ferry	Boundary County	General Aviation	9	591,222	Construct Taxiway
Buhl	Buhl Municipal	General Aviation	7	68,073	Rehabilitate Taxiway
Buhl	Buhl Municipal	General Aviation	9	120,687	Rehabilitate Taxiway
Burley	Burley Municipal	General Aviation	6	273,693	Rehabilitate Apron, Rehabilitate Runway, Rehabilitate Taxiway
Burley	Burley Municipal	General Aviation	7	229,800	Rehabilitate Apron, Rehabilitate Runway, Rehabilitate Taxiway
Caldwell	Caldwell Industrial	Reliever	19	150,000	Update Airport Master Plan Study
Caldwell	Caldwell Industrial	Reliever	20	501,848	Construct Taxiway
Caldwell	Caldwell Industrial	Reliever	21	95,100	Update Airport Master Plan Study
Cascade	Cascade	General Aviation	9	269,016	Extend Taxiway
Cascade	Cascade	General Aviation	10	175,000	Extend Taxiway, Rehabilitate Runway
Gooding	Gooding Municipal	General Aviation	5	184,762	Construct Taxiway, Rehabilitate Apron, Rehabilitate Runway
Gooding	Gooding Municipal	General Aviation	6	100,000	Construct Taxiway, Rehabilitate Apron, Rehabilitate Runway
Grangeville	Idaho County	General Aviation	9	240,222	Rehabilitate Runway
Grangeville	Idaho County	General Aviation	10	40,000	Rehabilitate Apron, Rehabilitate Taxiway
Hailey	Friedman Memorial	Primary	34	266,000	Acquire Snow Removal Equipment, Rehabilitate Apron, Rehabilitate Taxiway
Hailey	New	System Plan	3	453,818	Construct New Airport
Hayden Lake	Coeur D'Alene - Pappy Boyington Field	General Aviation	30	1,021,232	Construct Taxiway, Install Perimeter Fencing
Hayden Lake	Pappy Boyington Field	General Aviation	29	400,000	Conduct Airport Master Plan Study
Idaho Falls	Idaho Falls Regional	Primary	31	534,266	Construct Snow Removal Equipment Building
Idaho Falls	Idaho Falls Regional	Primary	32	318,250	Update Airport Master Plan Study
Idaho Falls	Idaho Falls Regional	Primary	33	793,300	Construct Snow Removal Equipment Building
Jerome	Jerome County	General Aviation	10	27,166	Update Airport Master Plan Study
Jerome	Jerome County	General Aviation	11	101,779	Update Airport Master Plan Study
Kellogg	Shoshone County	General Aviation	5	162,987	Rehabilitate Taxiway

State/City	Airport/Project Location	Service Level	Grant Number	Federal Funds	Description of Project
Lewiston	Lewiston-Nez Perce County	Primary	28	324,621	Rehabilitate Apron, Rehabilitate Taxiway, Runway Incursion Markings
Lewiston	Lewiston-Nez Perce County	Primary	29	415,000	Conduct Miscellaneous Study, Rehabilitate Apron, Rehabilitate Taxiway, Runway Incursion Markings
McCall	McCall Municipal	General Aviation	15	148,693	Acquire Snow Removal Equipment
McCall	McCall Municipal	General Aviation	17	36,045	Acquire Snow Removal Equipment
McCall	McCall Municipal	General Aviation	18	90,611	Conduct Environmental Study
Mountain Home	Mountain Home Municipal	General Aviation	11	75,000	Update Airport Master Plan Study
Nampa	Nampa Municipal	General Aviation	21	196,562	Install Weather Reporting Equipment, Rehabilitate Airport Beacons
Paris	Bear Lake County	General Aviation	7	108,693	Install Miscellaneous NAVAIDS, Rehabilitate Apron, Rehabilitate Runway, Rehabilitate Taxiway
Paris	Bear Lake County	General Aviation	8	141,307	Install Miscellaneous NAVAIDS, Rehabilitate Apron, Rehabilitate Runway, Rehabilitate Taxiway
Priest River	Priest River Municipal	General Aviation	1	218,272	Install Perimeter Fencing
Rexburg	Rexburg-Madison County	General Aviation	9	98,693	Update Airport Master Plan Study
Rexburg	Rexburg-Madison County	General Aviation	10	155,475	Rehabilitate Runway, Rehabilitate Runway Lighting, Update Airport Master Plan Study
Saint Maries	St Maries Municipal	General Aviation	5	398,693	Extend Taxiway
Saint Maries	St Maries Municipal	General Aviation	6	831,307	Extend Taxiway
Salmon	Lemhi County	General Aviation	12	48,693	Update Airport Master Plan Study
Salmon	Lemhi County	General Aviation	13	101,307	Update Airport Master Plan Study
Twin Falls	Joslin Field - Magic Valley Regional	Primary	27	1,065,440	Acquire Snow Removal Equipment, Conduct Miscellaneous Study, Rehabilitate Apron, Rehabilitate Runway
Twin Falls	Joslin Field - Magic Valley Regional	Primary	28	1,416,198	Acquire Snow Removal Equipment, Conduct Miscellaneous Study, Rehabilitate Apron, Rehabilitate Runway
Weiser	Weiser Municipal	General Aviation	7	145,093	Construct Apron, Construct Taxiway, Install Perimeter Fencing
Weiser	Weiser Municipal	General Aviation	8	277,338	Construct Apron, Construct Taxiway, Install Perimeter Fencing
Subtotal FY 2009 Funds				<b>17,229,806</b>	
<b>Illinois</b>					

State/City	Airport/Project Location	Service Level	Grant Number	Federal Funds	Description of Project
Belleville	Scott AFB/Midamerica	Primary	26	1,169,454	Acquire Aircraft Deicing Equipment, Rehabilitate Runway, Rehabilitate Runway Lighting
Belleville	Scott AFB/Midamerica	Primary	27	101,650	Conduct Miscellaneous Study
Bloomington/Normal	Central IL Regional Airport at Bloomington-Normal	Primary	51	581,770	Acquire Safety Equipment and/or Fencing
Bloomington/Normal	Central IL Regional Airport at Bloomington-Normal	Primary	52	3,702,311	Construct Snow Removal Equipment Building
Bloomington/Normal	Central IL Regional Airport at Bloomington-Normal	Primary	53	202,230	Acquire Snow Removal Equipment
Chicago	Chicago Midway International	Primary	77	1,339,000	Construct Taxiway, Rehabilitate Taxiway
Chicago	Chicago O'Hare International	Primary	99	22,110,037	Construct Runway, Extend Runway
Chicago	Chicago O'Hare International	Primary	100	18,000,000	Noise Mitigation Measures for Residences within 65 - 69 DNL
Chicago	Chicago O'Hare International	Primary	102	1,596,413	Rehabilitate Runway
Chicago	Chicago O'Hare International	Primary	103	4,389,963	Construct Runway
Chicago	Chicago O'Hare International	Primary	106	350,000	Noise Mitigation Measures for Public Buildings
Chicago	Chicago O'Hare International	Primary	107	250,000	Noise Mitigation Measures for Public Buildings
Chicago	Chicago O'Hare International	Primary	108	143,380	Conduct Miscellaneous Study
Chicago	Chicago O'Hare International	Primary	109	800,000	Conduct Miscellaneous Study
Decatur	Decatur	Commercial Service	35	404,900	Improve Utilities
Decatur	Decatur	Commercial Service	36	417,450	Acquire Snow Removal Equipment
Decatur	Decatur	Commercial Service	37	335,900	Acquire Land For Approaches
Decatur	Decatur	Commercial Service	38	266,000	Acquire Safety Equipment and/or Fencing
Marion	Williamson County Regional	Commercial Service	28	1,084,414	Collect airport data for Airports Geographic Information System, Construct Taxiway
Marion	Williamson County Regional	Commercial Service	29	522,350	Improve Runway Safety Area
Moline	Quad City International	Primary	66	6,974,900	Rehabilitate Runway
Peoria	Greater Peoria Regional	Primary	49	3,711,278	Construct Terminal Building
Peoria	Greater Peoria Regional	Primary	51	3,259,200	Acquire Safety Equipment and/or Fencing, Construct Service Road
Peoria	Greater Peoria Regional	Primary	52	1,645,880	Acquire Land For Approaches, Construct Terminal Building
Rockford	Chicago/Rockford International	Primary	53	895,432	Construct Apron
Rockford	Chicago/Rockford International	Primary	56	4,284,400	Rehabilitate Taxiway
Rockford	Chicago/Rockford International	Primary	57	1,845,632	Construct Apron, Update Airport Master Plan Study
Springfield	Abraham Lincoln Capital	Primary	49	324,621	Acquire Land For Approaches



State/City	Airport/Project Location	Service Level	Grant Number	Federal Funds	Description of Project
Springfield	Abraham Lincoln Capital	Primary	51	675,379	Acquire Equipment, Acquire Snow Removal Equipment, Rehabilitate Terminal Building, Update Airport Master Plan Study, Widen Taxiway
Springfield	Abraham Lincoln Capital	Primary	54	2,516,560	Widen Taxiway
Springfield	Illinois State Block Grant Program	System Plan	76	6,548,217	Non primary development projects in state block grant program
Springfield	Illinois State Block Grant Program	System Plan	80	12,579,185	Non primary development projects in state block grant program
Springfield	Illinois State Block Grant Program	System Plan	82	1,363,798	Non primary development projects in state block grant program
Springfield	Illinois State Block Grant Program	System Plan	84	5,026,980	Non primary development projects in state block grant program
Springfield	Illinois State Block Grant Program	System Plan	85	3,220,213	Non primary development projects in state block grant program
Springfield	Illinois State Block Grant Program	System Plan	86	3,963,234	Non primary development projects in state block grant program
Springfield	State of Illinois	System Plan	5	300,000	Update State System Plan Study
Subtotal FY 2009 Funds				<b>116,902,131</b>	
<b>Indiana</b>					
Angola	Tri-State Steuben County	General Aviation	10	62,700	Rehabilitate Taxiway
Auburn	De Kalb County	General Aviation	17	48,693	Extend Runway
Auburn	De Kalb County	General Aviation	18	101,307	Extend Runway
Bedford	Virgil I Grissom Municipal	General Aviation	8	750,025	Acquire Easement For Approaches, Acquire Land for Development, Improve Runway Safety Area, Rehabilitate Runway
Bloomington	Monroe County	General Aviation	26	475,000	Construct Taxiway
Bloomington	Monroe County	General Aviation	27	389,642	Acquire Safety Equipment and/or Fencing, Wildlife Hazard Assessments
Columbus	Columbus Municipal	General Aviation	22	4,328,599	Rehabilitate Runway, Wildlife Hazard Assessments
Connersville	Mettel Field	General Aviation	14	99,422	Acquire Land For Approaches
Connersville	Mettel Field	General Aviation	15	104,839	Acquire Land For Approaches
Crawfordsville	Crawfordsville Municipal	General Aviation	8	1,327,613	Rehabilitate Runway
Danville	Hendricks County-Gordon Graham Field	Reliever	11	165,000	Install Weather Reporting Equipment
Elkhart	Elkhart Municipal	General Aviation	21	55,029	Rehabilitate Apron
Elkhart	Elkhart Municipal	General Aviation	23	107,643	Rehabilitate Apron
Elkhart	Elkhart Municipal	General Aviation	24	39,237	Wildlife Hazard Assessments

State/City	Airport/Project Location	Service Level	Grant Number	Federal Funds	Description of Project
Evansville	Evansville Regional	Primary	45	2,738,298	Acquire Land For Approaches, Improve Runway Safety Area, Remove Obstructions
Fishers	Indianapolis Metropolitan	Reliever	17	285,591	Install Perimeter Fencing
Fort Wayne	Fort Wayne International	Primary	52	783,975	Acquire Snow Removal Equipment
Fort Wayne	Fort Wayne International	Primary	53	945,826	Install Guidance Signs, Install Perimeter Fencing, Rehabilitate Runway Lighting, Rehabilitate Service Road
Fort Wayne	Fort Wayne International	Primary	54	945,228	Update Airport Master Plan Study
Fort Wayne	Fort Wayne International	Primary	55	1,013,542	Rehabilitate Runway
Fort Wayne	Smith Field	General Aviation	10	444,370	Improve Airport Drainage, Install Runway Lighting, Install Runway Vertical/Visual Guidance System, Rehabilitate Runway Lighting
Frankfort	Frankfort Municipal	General Aviation	13	116,338	Construct Taxiway
French Lick	French Lick Municipal	General Aviation	9	1,804,554	Extend Taxiway
Gary	Gary/Chicago International	Primary	23	6,038,760	Extend Runway
Goshen	Goshen Municipal	General Aviation	11	181,830	Acquire Land For Approaches
Greencastle	Putnam County	General Aviation	11	285,000	Expand Apron, Rehabilitate Taxiway
Greensburg	Greensburg Municipal	General Aviation	6	101,307	Acquire Existing Airport
Greensburg	Greensburg-Decatur County	General Aviation	5	270,693	Acquire Existing Airport
Greenwood	Greenwood Municipal	General Aviation	23	190,910	Rehabilitate Airport Beacons, Rehabilitate Taxiway
Griffith	Griffith-Merrillville	Reliever	9	2,062,450	Construct Taxiway
Indianapolis	Indianapolis International	Primary	107	7,068,687	Construct Apron, Construct Service Road, Construct Taxiway, Improve Airport Drainage, Remove Obstructions
Indianapolis	Indianapolis International	Primary	109	2,931,313	Construct Apron
Indianapolis	Indianapolis International	Primary	110	892,770	Rehabilitate Taxiway
Indianapolis	Indianapolis International	Primary	112	6,947,140	Acquire Land for Noise Compatibility within 65 - 69 DNL, Noise Mitigation Measures for Residences within 65 - 69 DNL
Indianapolis	State of Indiana	System Plan	6	373,545	Conduct aeronautical survey for WAAS approach
Jeffersonville	Clark Regional	Reliever	22	1,097,250	Extend Runway
Kendallville	Kendallville Municipal	General Aviation	16	71,400	Rehabilitate Taxiway
Kentland	Kentland Municipal	General Aviation	5	323,000	Extend Runway
Knox	Starke County	General Aviation	9	308,750	Rehabilitate Taxiway
Kokomo	Kokomo Municipal	General Aviation	17	1,738,500	Extend Runway, Rehabilitate Runway
La Porte	La Porte Municipal	General Aviation	15	741,475	Expand Apron, Rehabilitate Apron, Rehabilitate Taxiway
Lafayette	Purdue University	General Aviation	30	352,780	Expand Apron
Lafayette	Purdue University	General Aviation	31	512,779	Construct Building, Construct Taxiway, Wildlife Hazard Assessments

State/City	Airport/Project Location	Service Level	Grant Number	Federal Funds	Description of Project
Logansport	Logansport/Cass County	General Aviation	15	2,133,771	Extend Runway
Madison	Madison Municipal	General Aviation	13	136,000	Install Runway Vertical/Visual Guidance System, Rehabilitate Taxiway
Marion	Marion Municipal	General Aviation	16	152,903	Acquire Land For Approaches, Update Airport Master Plan Study
McCordsville	Mount Comfort	Reliever	12	714,729	Rehabilitate Taxiway
Michigan City	Michigan City Municipal	General Aviation	13	527,645	Conduct Environmental Study, Rehabilitate Runway, Remove Obstructions
Monticello	White County	General Aviation	10	145,920	Rehabilitate Runway, Widen Runway
Muncie	Delaware County - Johnson Field	General Aviation	19	42,548	Update Airport Master Plan Study
Muncie	Delaware County - Johnson Field	General Aviation	21	134,011	Rehabilitate Runway, Wildlife Hazard Assessments
New Castle	New Castle-Henry County Municipal	General Aviation	8	57,000	Conduct Environmental Study
North Vernon	North Vernon	General Aviation	11	150,000	Rehabilitate Apron, Rehabilitate Taxiway
North Vernon	North Vernon	General Aviation	12	976,150	Install Perimeter Fencing
Peru	Peru Municipal	General Aviation	10	75,419	Rehabilitate Runway
Peru	Peru Municipal	General Aviation	11	37,631	Rehabilitate Runway
Plymouth	Plymouth Municipal	General Aviation	12	48,693	Acquire Land For Approaches
Plymouth	Plymouth Municipal	General Aviation	13	101,307	Acquire Land For Approaches
Rensselaer	Jasper County	General Aviation	5	48,693	Construct Taxiway
Rensselaer	Jasper County	General Aviation	6	1,769,644	Construct Taxiway, Rehabilitate Apron, Rehabilitate Runway, Rehabilitate Taxiway
Richmond	Richmond Municipal	General Aviation	11	130,549	Rehabilitate Apron, Rehabilitate Taxiway
Seymour	Freeman Municipal	General Aviation	11	1,077,156	Construct Terminal Building, Rehabilitate Taxiway
Shelbyville	Shelbyville Municipal	General Aviation	20	127,300	Install Airfield Guidance Signs
Shelbyville	Shelbyville Municipal	General Aviation	21	286,900	Rehabilitate Taxiway
South Bend	South Bend Regional	Primary	38	3,512,087	Expand Terminal Building
Sullivan	Sullivan County	General Aviation	10	25,000	Rehabilitate Runway
Sullivan	Sullivan County	General Aviation	11	199,638	Rehabilitate Runway
Tell City	Perry County Municipal	General Aviation	6	456,000	Conduct aeronautical survey for WAAS approach, Construct Apron, Construct Taxiway
Terre Haute	Terre Haute International-Hulman Field	General Aviation	35	3,248,693	Rehabilitate Runway
Terre Haute	Terre Haute International-Hulman Field	General Aviation	37	171,000	Rehabilitate Runway Lighting
Valparaiso	Porter County Municipal	General Aviation	20	1,244,975	Rehabilitate Apron

State/City	Airport/Project Location	Service Level	Grant Number	Federal Funds	Description of Project
Valparaiso	Porter County Municipal	General Aviation	21	269,998	Construct Taxiway, Wildlife Hazard Assessments
Wabash	Wabash Municipal	General Aviation	8	123,693	Rehabilitate Runway
Washington	Daviess County	General Aviation	11	114,000	Extend Taxiway, Rehabilitate Runway
Winchester	Randolph County	General Aviation	9	312,969	Construct Runway
Winchester	Randolph County	General Aviation	10	287,031	Acquire Snow Removal Equipment, Construct Snow Removal Equipment Building
Zionsville	Indianapolis Executive	Reliever	16	180,258	Update Airport Master Plan Study
Zionsville	Indianapolis Executive	Reliever	17	143,450	Rehabilitate Runway
Zionsville	Indianapolis Executive	Reliever	19	87,169	Update Airport Master Plan Study
Subtotal FY 2009 Funds				<b>68,872,740</b>	
<b>Iowa</b>					
Ames	Ames Municipal	General Aviation	17	1,433,770	Rehabilitate Runway
Ames	Ames Municipal	General Aviation	18	1,241,200	Rehabilitate Runway
Ames	State of Iowa	System Plan	14	129,675	Conduct aeronautical survey for WAAS approach
Ames	State of Iowa	System Plan	15	388,154	Update State System Plan Study
Ames	State of Iowa	System Plan	16	72,371	Conduct Miscellaneous Study
Ames	State of Iowa	System Plan	17	44,967	Conduct aeronautical survey for WAAS approach
Atlantic	Atlantic Municipal	General Aviation	8	147,402	Acquire Snow Removal Equipment
Audubon	Audubon County	General Aviation	4	70,498	Update Airport Master Plan Study
Audubon	Audubon County	General Aviation	5	17,415	Update Airport Master Plan Study
Burlington	Southeast Iowa Regional	General Aviation	26	390,943	Acquire Aircraft Rescue & Fire Fighting Vehicle
Burlington	Southeast Iowa Regional	General Aviation	27	155,002	Acquire Aircraft Rescue & Fire Fighting Vehicle
Carroll	Arthur N Neu	General Aviation	9	59,078	Construct Taxiway
Cedar Rapids	The Eastern Iowa	Primary	37	5,472,358	Rehabilitate Runway
Cedar Rapids	The Eastern Iowa	Primary	38	2,425,086	Rehabilitate Runway
Charles City	Northeast Iowa Regional	General Aviation	8	372,400	Improve Access Road
Cherokee	Cherokee County Regional	General Aviation	7	58,184	Remove Obstructions
Clarinda	Schenck Field	General Aviation	8	156,722	Extend Taxiway
Clarinda	Schenck Field	General Aviation	9	33,332	Extend Taxiway
Clarion	Clarion Municipal	General Aviation	6	150,000	Expand Apron
Clarion	Clarion Municipal	General Aviation	7	53,754	Expand Apron
Clinton	Clinton Municipal	General Aviation	14	3,714,952	Rehabilitate Runway
Council Bluffs	Council Bluffs Municipal	General Aviation	15	85,500	Update Airport Master Plan Study
Council Bluffs	Council Bluffs Municipal	General Aviation	16	1,545,146	Rehabilitate Apron

State/City	Airport/Project Location	Service Level	Grant Number	Federal Funds	Description of Project
Davenport	Davenport Municipal	General Aviation	14	129,200	Update Airport Master Plan Study
Decorah	Decorah Municipal	General Aviation	5	208,065	Construct Apron
Decorah	Decorah Municipal	General Aviation	6	14,544	Construct Apron
Denison	Denison Municipal	General Aviation	8	64,016	Install Miscellaneous NAVAIDS, Install Runway Vertical/Visual Guidance System
Des Moines	Des Moines International	Primary	49	669,750	Rehabilitate Apron
Des Moines	Des Moines International	Primary	50	350,000	Construct Runway
Des Moines	Des Moines International	Primary	51	451,250	Construct Runway
Dubuque	Dubuque Regional	Primary	45	1,429,000	Construct Terminal Building
Dubuque	Dubuque Regional	Primary	46	794,818	Construct Terminal Building
Dubuque	Dubuque Regional	Primary	47	207,623	Improve Runway Safety Area
Estherville	Estherville Municipal	General Aviation	7	539,460	Construct Building
Fairfield	Fairfield Municipal	General Aviation	10	55,842	Install Miscellaneous NAVAIDS
Fort Madison	Fort Madison Municipal	General Aviation	5	273,693	Extend Taxiway
Fort Madison	Fort Madison Municipal	General Aviation	6	99,243	Extend Taxiway
Grinnell	Grinnell Regional	General Aviation	7	246,533	Improve Access Road, Light Obstructions
Grinnell	Grinnell Regional	General Aviation	8	85,289	Improve Access Road
Hampton	Hampton Municipal	General Aviation	5	273,693	Rehabilitate Runway Lighting
Independence	Independence Municipal	General Aviation	8	1,601,225	Construct Taxiway
Iowa City	Iowa City Municipal	General Aviation	17	472,583	Rehabilitate Runway
Iowa City	Iowa City Municipal	General Aviation	18	1,698,358	Rehabilitate Runway
Iowa Falls	Iowa Falls Municipal	General Aviation	3	374,689	Extend Runway
Iowa Falls	Iowa Falls Municipal	General Aviation	4	204,390	Extend Runway
Jefferson	Jefferson Municipal	General Aviation	7	259,407	Construct Building
Jefferson	Jefferson Municipal	General Aviation	8	15,196	Construct Building
Knoxville	Knoxville Municipal	General Aviation	10	208,579	Construct Building
Lamoni	Lamoni Municipal	General Aviation	5	156,880	Extend Taxiway
Mapleton	James G. Whiting Memorial Field	General Aviation	5	81,700	Construct Taxiway
Mason City	Mason City Municipal	Primary	32	71,817	Conduct Miscellaneous Study, Construct Aircraft Rescue & Fire Fighting Building
Mason City	Mason City Municipal	Primary	33	145,036	Acquire Friction Measuring Equipment, Acquire Snow Removal Equipment
Monticello	Monticello Regional	General Aviation	5	62,225	Construct Terminal Building
Mount Pleasant	Mount Pleasant Municipal	General Aviation	8	151,218	Rehabilitate Taxiway

State/City	Airport/Project Location	Service Level	Grant Number	Federal Funds	Description of Project
Mount Pleasant	Mount Pleasant Municipal	General Aviation	9	143,634	Rehabilitate Taxiway
Orange City	Orange City Municipal	General Aviation	5	115,830	Acquire Snow Removal Equipment
Osceola	Osceola Municipal	General Aviation	9	99,652	Construct Building
Osceola	Osceola Municipal	General Aviation	10	152,265	Construct Building
Ottumwa	Ottumwa Regional	General Aviation	15	3,798,788	Rehabilitate Runway
Pella	Pella Municipal	General Aviation	8	115,825	Acquire Snow Removal Equipment
Perry	Perry Municipal	General Aviation	4	171,000	Rehabilitate Taxiway
Perry	Perry Municipal	General Aviation	5	13,176	Rehabilitate Taxiway
Pocahontas	Pocahontas Municipal	General Aviation	5	348,693	Rehabilitate Runway
Red Oak	Red Oak Municipal	General Aviation	9	82,640	Construct Taxiway
Red Oak	Red Oak Municipal	General Aviation	10	241,508	Construct Taxiway
Sac City	Sac City Municipal	General Aviation	6	102,790	Rehabilitate Runway Lighting
Sac City	Sac City Municipal	General Aviation	7	56,800	Rehabilitate Runway Lighting
Sheldon	Sheldon Municipal	General Aviation	8	238,827	Construct Building
Sheldon	Sheldon Municipal	General Aviation	9	249,497	Construct Building
Shenandoah	Shenandoah Municipal	General Aviation	8	174,800	Construct Building
Sioux City	Sioux Gateway/Col. Bud Day Field	Primary	37	386,692	Rehabilitate Apron
Sioux City	Sioux Gateway/Col. Bud Day Field	Primary	39	219,680	Install Guidance Signs
Sioux City	Sioux Gateway/Col. Bud Day Field	Primary	40	626,715	Rehabilitate Terminal Building
Spencer	Spencer Municipal	General Aviation	19	142,666	Rehabilitate Apron, Rehabilitate Runway, Rehabilitate Taxiway
Storm Lake	Storm Lake Municipal	General Aviation	5	109,250	Construct Building
Storm Lake	Storm Lake Municipal	General Aviation	6	21,707	Construct Building
Vinton	Vinton Veterans Memorial Airpark	General Aviation	4	273,693	Construct Building
Vinton	Vinton Veterans Memorial Airpark	General Aviation	5	275,595	Construct Building
Waterloo	Waterloo Regional	Primary	34	1,989,300	Rehabilitate Runway, Rehabilitate Runway Lighting
Webster City	Webster City Municipal	General Aviation	9	91,422	Rehabilitate Access Road
West Union	George L Scott Municipal	General Aviation	3	37,724	Update Airport Master Plan Study
Winterset	Winterset-Madison County	General Aviation	6	59,375	Update Airport Master Plan Study
Subtotal FY 2009 Funds				<b>39,952,775</b>	
<b>Kansas</b>					

State/City	Airport/Project Location	Service Level	Grant Number	Federal Funds	Description of Project
Abilene	Abilene Municipal	General Aviation	6	146,183	Construct Taxiway
Anthony	Anthony Municipal	General Aviation	5	253,776	Rehabilitate Apron
Anthony	Anthony Municipal	General Aviation	6	455,250	Rehabilitate Apron
Augusta	Augusta Municipal	General Aviation	14	109,155	Rehabilitate Taxiway
Belleville	Belleville Municipal	General Aviation	7	220,975	Construct Taxiway
Belleville	Belleville Municipal	General Aviation	8	67,230	Construct Taxiway
Beloit	Moritz Memorial	General Aviation	6	70,712	Widen Taxiway
Burlington	Coffey County	General Aviation	4	273,693	Construct Taxiway
Burlington	Coffey County	General Aviation	5	563,485	Construct Taxiway
Cimarron	Cimarron Municipal	General Aviation	2	150,000	Rehabilitate Apron, Rehabilitate Runway
Cimarron	Cimarron Municipal	General Aviation	3	50,827	Rehabilitate Runway
Coffeyville	Coffeyville Municipal	General Aviation	13	128,234	Rehabilitate Taxiway
Coffeyville	Coffeyville Municipal	General Aviation	14	516,228	Rehabilitate Taxiway
Colby	Shalz Field	General Aviation	10	162,010	Rehabilitate Apron
Colby	Shalz Field	General Aviation	11	92,072	Rehabilitate Apron
Concordia	Blosser Municipal	General Aviation	6	27,664	Rehabilitate Taxiway
Delavan	Herington Regional	General Aviation	4	123,693	Install Runway Vertical/Visual Guidance System
Dodge City	Dodge City Regional	Commercial Service	22	68,073	Acquire Aircraft Rescue & Fire Fighting Vehicle
Dodge City	Dodge City Regional	Commercial Service	23	1,718,794	Expand Aircraft Rescue & Fire Fighting Building
Dodge City	Dodge City Regional	Commercial Service	24	509,123	Acquire Aircraft Rescue & Fire Fighting Vehicle
El Dorado	Captain Jack Thomas/El Dorado	General Aviation	7	70,264	Rehabilitate Apron
Elkhart	Elkhart-Morton County	General Aviation	5	39,520	Rehabilitate Runway
Ellsworth	Ellsworth Municipal	General Aviation	5	16,159	Rehabilitate Apron
Ellsworth	Ellsworth Municipal	General Aviation	6	253,280	Rehabilitate Apron
Fort Scott	Fort Scott Municipal	General Aviation	11	137,337	Rehabilitate Runway
Fort Scott	Fort Scott Municipal	General Aviation	12	475,886	Rehabilitate Runway
Garden City	Garden City Regional	Primary	28	631,247	Rehabilitate Taxiway
Garden City	Garden City Regional	Primary	29	1,765,135	Rehabilitate Taxiway
Garnett	Garnett Municipal	General Aviation	4	100,000	Install Weather Reporting Equipment
Garnett	Garnett Municipal	General Aviation	5	41,791	Install Weather Reporting Equipment
Goodland	Renner Field /Goodland Municipal/	General Aviation	15	125,261	Rehabilitate Runway, Rehabilitate Taxiway

State/City	Airport/Project Location	Service Level	Grant Number	Federal Funds	Description of Project
Goodland	Renner Field /Goodland Municipal/	General Aviation	17	186,929	Rehabilitate Runway, Rehabilitate Taxiway
Hays	Hays Regional	Primary	22	1,362,799	Construct Aircraft Rescue & Fire Fighting Building
Hays	Hays Regional	Primary	23	563,816	Acquire Aircraft Rescue & Fire Fighting Vehicle
Hays	Hays Regional	Primary	24	19,868	Install Runway Incursion Caution Bars
Hill City	Hill City Municipal	General Aviation	9	175,679	Construct Taxiway
Hill City	Hill City Municipal	General Aviation	10	517,032	Construct Taxiway
Hugoton	Hugoton Municipal	General Aviation	6	273,693	Construct Taxiway
Hugoton	Hugoton Municipal	General Aviation	7	768,582	Construct Taxiway
Hutchinson	Hutchinson Municipal	General Aviation	18	1,834,814	Rehabilitate Runway, Rehabilitate Runway Lighting
Hutchinson	Hutchinson Municipal	General Aviation	19	834,343	Rehabilitate Taxiway
Hutchinson	Hutchinson Municipal	General Aviation	21	318,396	Rehabilitate Runway
Hutchinson	Hutchinson Municipal	General Aviation	22	46,227	Wildlife Hazard Assessments
Hutchinson	Hutchinson Municipal	General Aviation	23	102,220	Acquire Land For Approaches
Independence	Independence Municipal	General Aviation	17	57,760	Construct Taxiway
Iola	Allen County	General Aviation	9	87,983	Update Airport Master Plan Study
Iola	Allen County	General Aviation	10	112,440	Update Airport Master Plan Study
Junction City	Freeman Field	General Aviation	7	86,482	Rehabilitate Runway
Junction City	Freeman Field	General Aviation	9	139,150	Rehabilitate Runway
Kingman	Kingman Airport - Clyde Cessna Field	General Aviation	11	185,261	Construct Building
Kingman	Kingman Airport - Clyde Cessna Field	General Aviation	12	237,822	Construct Building
Lakin	Lakin	General Aviation	1	184,300	Conduct Airport Master Plan Study
Larned	Larned-Pawnee County	General Aviation	10	261,688	Improve Access Road
Larned	Larned-Pawnee County	General Aviation	11	7,362	Improve Access Road
Liberal	Liberal Mid-America Regional	Commercial Service	16	30,077	Runway Incursion Markings
Liberal	Liberal Mid-America Regional	Commercial Service	17	46,060	Wildlife Hazard Assessments
Lyons	Lyons-Rice County Municipal	General Aviation	10	101,193	Rehabilitate Runway
Lyons	Lyons-Rice County Municipal	General Aviation	11	1,191,982	Rehabilitate Runway
Lyons	Lyons-Rice County Municipal	General Aviation	12	18,920	Extend Runway
Lyons	Lyons-Rice County Municipal	General Aviation	13	93,568	Extend Runway
Manhattan	Manhattan Regional	Primary	37	1,147,363	Improve Runway Safety Area
Manhattan	Manhattan Regional	Primary	38	2,746,884	Improve Runway Safety Area



State/City	Airport/Project Location	Service Level	Grant Number	Federal Funds	Description of Project
Marysville	Marysville Municipal	General Aviation	5	237,881	Construct Taxiway
Marysville	Marysville Municipal	General Aviation	6	145,964	Construct Taxiway
McPherson	McPherson	General Aviation	11	59,255	Improve Airport Drainage
Meade	Meade Municipal	General Aviation	7	198,693	Construct Parking Lot
Meade	Meade Municipal	General Aviation	8	221,577	Construct Parking Lot
Morris (County)	Herington Regional	General Aviation	5	97,541	Install Runway Vertical/Visual Guidance System, Rehabilitate Taxiway
Newton	Newton-City-County	Reliever	24	68,073	Rehabilitate Runway Lighting
Newton	Newton-City-County	Reliever	25	215,164	Construct Taxiway
Newton	Newton-City-County	Reliever	26	285,803	Rehabilitate Runway Lighting
Norton	Norton Municipal	General Aviation	3	77,300	Update Airport Master Plan Study
Oberlin	Oberlin Municipal	General Aviation	6	150,000	Rehabilitate Runway
Oberlin	Oberlin Municipal	General Aviation	7	47,234	Rehabilitate Runway
Olathe	Johnson County Executive	Reliever	21	128,484	Rehabilitate Taxiway
Olathe	Johnson County Executive	Reliever	22	256,869	Rehabilitate Taxiway
Olathe	New Century Aircenter	Reliever	22	167,479	Rehabilitate Taxiway
Osage City	Osage City Municipal	General Aviation	6	273,693	Improve Access Road, Rehabilitate Taxiway
Osage City	Osage City Municipal	General Aviation	7	26,380	Improve Access Road, Rehabilitate Taxiway
Oswego	Oswego Municipal	General Aviation	4	52,995	Construct Access Road
Paola	Miami County	General Aviation	11	163,392	Construct Building
Paola	Miami County	General Aviation	12	26,299	Construct Building
Parsons	Tri-City	General Aviation	6	154,224	Rehabilitate Apron
Parsons	Tri-City	General Aviation	7	462,738	Rehabilitate Apron
Phillipsburg	Phillipsburg Municipal	General Aviation	8	58,248	Rehabilitate Apron
Pittsburg	Atkinson Municipal	General Aviation	11	123,693	Update Airport Master Plan Study
Pittsburg	Atkinson Municipal	General Aviation	12	97,998	Update Airport Master Plan Study
Pratt	Pratt Industrial	General Aviation	13	34,896	Install Miscellaneous NAVAIDS
Pratt	Pratt Industrial	General Aviation	14	34,993	Install Taxiway Lighting
Russell	Russell Municipal	General Aviation	6	198,693	Rehabilitate Access Road, Remove Obstructions
Russell	Russell Municipal	General Aviation	7	59,633	Rehabilitate Access Road
Salina	Salina Municipal	Commercial Service	30	48,693	Rehabilitate Taxiway
Salina	Salina Municipal	Commercial Service	31	2,400,388	Rehabilitate Taxiway
Scott City	Scott City Municipal	General Aviation	11	55,000	Rehabilitate Apron

State/City	Airport/Project Location	Service Level	Grant Number	Federal Funds	Description of Project
Smith Center	Smith Center Municipal	General Aviation	6	499,999	Construct Runway
Smith Center	Smith Center Municipal	General Aviation	7	1,231,932	Construct Runway
Smith Center	Smith Center Municipal	General Aviation	8	11,741	Construct Runway
St. Francis	Cheyenne County Municipal	General Aviation	7	273,693	Rehabilitate Runway
St. Francis	Cheyenne County Municipal	General Aviation	8	80,000	Rehabilitate Runway
St. Francis	Cheyenne County Municipal	General Aviation	9	1,113,735	Rehabilitate Runway
Stockton	New	System Plan	4	392,801	Construct Runway
Syracuse	Syracuse-Hamilton County Municipal	General Aviation	7	68,856	Acquire Snow Removal Equipment
Topeka	Forbes Field	Primary	25	388,031	Acquire Snow Removal Equipment
Topeka	Forbes Field	Primary	26	532,854	Acquire Friction Measuring Equipment, Acquire Snow Removal Equipment
Topeka	Philip Billard Municipal	General Aviation	14	20,672	Rehabilitate Apron
Topeka	State of Kansas	System Plan	9	317,596	Conduct State System Plan Study
Topeka	State of Kansas	System Plan	10	107,479	Conduct aeronautical survey for WAAS approach
Tribune	Tribune Municipal	General Aviation	4	273,693	Construct Taxiway
Tribune	Tribune Municipal	General Aviation	5	444,061	Construct Taxiway
Ulysses	Ulysses	General Aviation	11	75,008	Install Taxiway Lighting
Ulysses	Ulysses	General Aviation	12	124,549	Install Taxiway Lighting
Wellington	Wellington Municipal	General Aviation	9	273,693	Expand Apron
Wellington	Wellington Municipal	General Aviation	10	225,388	Expand Apron
Wichita	Colonel James Jabara	Reliever	17	28,983	Conduct Miscellaneous Study
Wichita	Colonel James Jabara	Reliever	18	91,704	Construct Taxiway
Wichita	Wichita Mid-Continent	Primary	58	95,242	Conduct Miscellaneous Study
Wichita	Wichita Mid-Continent	Primary	60	2,519,070	Construct Terminal Building
Winfield	Strother Field	General Aviation	15	202,804	Improve Airport Drainage
Winfield	Strother Field	General Aviation	16	33,095	Improve Airport Drainage
Subtotal FY 2009 Funds				<b>39,159,702</b>	
<b>Kentucky</b>					
Bardstown	Samuels Field	General Aviation	13	624,322	Expand Apron
Bowling Green	Bowling Green-Warren County Regional	General Aviation	21	315,512	Rehabilitate Taxiway Lighting, Update Airport Master Plan Study
Bowling Green	Bowling Green-Warren County Regional	General Aviation	22	2,485,339	Rehabilitate Runway
Cadiz	Lake Barkley State Park	General Aviation	1	155,525	Install Runway Lighting
Covington	Cincinnati/Northern Kentucky International	Primary	65	6,000,000	Construct Runway

State/City	Airport/Project Location	Service Level	Grant Number	Federal Funds	Description of Project
Covington	Cincinnati/Northern Kentucky International	Primary	66	873,074	Expand Terminal Building
Covington	Cincinnati/Northern Kentucky International	Primary	67	72,036	Extend Runway
Covington	Cincinnati/Northern Kentucky International	Primary	68	1,816,444	Expand Terminal Building
Covington	Cincinnati/Northern Kentucky International	Primary	69	117,164	Extend Runway
Covington	Cincinnati/Northern Kentucky International	Primary	70	2,161,225	VALE Infrastructure
Covington	Cincinnati/Northern Kentucky International	Primary	71	493,448	Rehabilitate Aircraft Rescue & Fire Fighting Building
Danville	Stuart Powell Field	General Aviation	15	265,507	Conduct Miscellaneous Study, Expand Apron
Danville	Stuart Powell Field	General Aviation	16	168,299	Expand Apron
Debord	Big Sandy Regional	General Aviation	11	181,637	Rehabilitate Apron, Rehabilitate Runway, Rehabilitate Taxiway
Debord	Big Sandy Regional	General Aviation	12	49,708	Rehabilitate Runway, Strengthen Apron
Elizabethtown	Addington Field	General Aviation	13	68,073	Install Airfield Guidance Signs
Elizabethtown	Addington Field	General Aviation	14	120,687	Rehabilitate Runway
Flemingsburg	Fleming-Mason	General Aviation	12	142,323	Rehabilitate Taxiway, Update Airport Master Plan Study
Flemingsburg	Fleming-Mason	General Aviation	13	194,937	Rehabilitate Taxiway
Frankfort	Capital City	General Aviation	8	250,464	Install Perimeter Fencing, Update Airport Master Plan Study
Fulton	Fulton	General Aviation	6	68,073	Extend Runway
Fulton	Fulton	General Aviation	7	111,374	Extend Runway
Georgetown	Georgetown Scott County - Marshall Field	General Aviation	15	50,000	Construct Terminal Building
Gilbertsville	Kentucky Dam State Park	General Aviation	7	194,052	Install Runway Lighting
Glasgow	Glasgow Municipal	General Aviation	20	61,211	Acquire Land For Approaches
Greater Cincinnati International Airport	Cincinnati/Northern Kentucky International	Primary	72	1,500,000	Rehabilitate Apron
Greenville	Muhlenberg County	General Aviation	7	191,934	Improve Runway Safety Area, Install Perimeter Fencing
Greenville	Muhlenberg County	General Aviation	8	158,923	Improve Runway Safety Area
Hardinsburg	Breckinridge County	General Aviation	4	222,870	Acquire Land for Development
Hartford	Ohio County	General Aviation	8	468,041	Expand Apron
Hartford	Ohio County	General Aviation	9	86,688	Acquire Miscellaneous Land
Hazard	Wendell H Ford	General Aviation	13	70,848	Expand Apron
Hazard	Wendell H Ford	General Aviation	14	121,555	Expand Apron

State/City	Airport/Project Location	Service Level	Grant Number	Federal Funds	Description of Project
Henderson	Henderson City-County	General Aviation	20	73,760	Expand Apron
Henderson	Henderson City-County	General Aviation	21	939,307	Expand Apron
Hopkinsville	Hopkinsville-Christian County	General Aviation	15	673,645	Expand Apron
Hopkinsville	Hopkinsville-Christian County	General Aviation	16	164,007	Construct Apron
Jackson	Julian Carroll	General Aviation	5	192,798	Install Perimeter Fencing
Jackson	Julian Carroll	General Aviation	6	177,968	Install Perimeter Fencing
Jamestown	Russell County	General Aviation	11	118,768	Install Weather Reporting Equipment
Jamestown	Russell County	General Aviation	12	171,905	Install Weather Reporting Equipment
Leitchfield	Grayson County	General Aviation	4	138,443	Rehabilitate Runway
Leitchfield	Grayson County	General Aviation	5	538,712	Rehabilitate Runway
Lexington	Blue Grass	Primary	45	1,105,980	Construct Taxiway
Lexington	Blue Grass	Primary	46	3,285,465	Construct Runway
Lexington	Blue Grass	Primary	47	1,214,535	Construct Runway
Lexington	Blue Grass	Primary	50	2,301,008	Construct Taxiway
Lexington	Blue Grass	Primary	51	3,082,992	Construct Taxiway
Lexington	Blue Grass	Primary	52	95,000	Wildlife Hazard Assessments
London	London-Corbin Airport-Magee Field	General Aviation	16	100,285	Construct Building
Louisville	Bowman Field	Reliever	19	68,073	Install Guidance Signs
Louisville	Louisville International-Standiford Field	Primary	84	6,834,772	Acquire Equipment, Construct Taxiway, Rehabilitate Apron, Rehabilitate Runway Lighting
Madisonville	Madisonville Municipal	General Aviation	18	91,131	Construct Fuel Farm
Madisonville	Madisonville Municipal	General Aviation	20	179,175	Construct Fuel Farm, Update Airport Master Plan Study
Marion	Marion-Crittenden County	General Aviation	8	81,525	Rehabilitate Runway
Mayfield	Mayfield Graves County	General Aviation	10	201,343	Construct Building
Mayfield	Mayfield Graves County	General Aviation	11	253,956	Construct Building
Middlesboro	Middlesboro-Bell County	General Aviation	12	48,693	Conduct Airport Master Plan Study
Middlesboro	Middlesboro-Bell County	General Aviation	13	451,307	Conduct Airport Master Plan Study, Improve Airport Drainage, Improve Fuel Farm, Install Perimeter Fencing, Rehabilitate Apron
Monticello	Wayne County	General Aviation	6	60,000	Update Airport Master Plan Study
Morehead	Morehead-Rowan County Clyde A. Thomas Regional	General Aviation	3	129,679	Construct Fuel Farm
Morehead	Morehead-Rowan County Clyde A. Thomas Regional	General Aviation	4	81,820	Construct Fuel Farm
Mount Sterling	Mount Sterling-Montgomery County	General Aviation	12	48,693	Remove Obstructions
Mount Sterling	Mount Sterling-Montgomery County	General Aviation	13	13,000	Remove Obstructions
Murray	Kyle-Oakley Field	General Aviation	19	48,693	Acquire Emergency Generator, Acquire Equipment

State/City	Airport/Project Location	Service Level	Grant Number	Federal Funds	Description of Project
Murray	Kyle-Oakley Field	General Aviation	20	92,711	Install Instrument Approach Aid
Owensboro	Owensboro-Daviess County	General Aviation	37	174,953	Acquire Snow Removal Equipment, Update Airport Master Plan Study
Owensboro	Owensboro-Daviess County	General Aviation	40	101,307	Update Airport Master Plan Study
Owensboro	Owensboro-Daviess County	General Aviation	41	68,556	Runway Incursion Markings, Wildlife Hazard Assessments
Paducah	Barkley Regional	Primary	34	363,597	Acquire Handicap Passenger Lift Device, Acquire Safety Equipment and/or Fencing, Improve Airport Erosion Control, Rehabilitate Runway
Paducah	Barkley Regional	Primary	35	634,737	Construct Apron, Improve Airport Erosion Control, Rehabilitate Runway
Pikeville	Pike County-Hatcher Field	General Aviation	10	89,819	Install Perimeter Fencing
Pine Knot	McCreary County	General Aviation	7	57,000	Update Airport Master Plan Study
Princeton	Princeton-Caldwell County	General Aviation	7	133,621	Improve Terminal Building
Richmond	Madison	General Aviation	11	146,064	Construct Taxiway
Richmond	Madison	General Aviation	13	198,678	Construct Taxiway, Install Perimeter Fencing
Russellville	Russellville-Logan County	General Aviation	10	68,073	Acquire Land For Approaches
Russellville	Russellville-Logan County	General Aviation	11	120,687	Expand Apron
Somerset	Lake Cumberland Regional	General Aviation	17	77,771	Construct Fuel Farm
Springfield	Lebanon-Springfield	General Aviation	8	89,519	Acquire Land for Development, Conduct Environmental Study
Sturgis	Sturgis Municipal	General Aviation	9	184,188	Construct Building, Improve Runway Safety Area
Sturgis	Sturgis Municipal	General Aviation	10	236,802	Construct Building
Tompkinsville	Tompkinsville-Monroe County	General Aviation	6	123,693	Install Miscellaneous NAVAIDS
Tompkinsville	Tompkinsville-Monroe County	General Aviation	7	48,256	Acquire Land for Development, Improve Airport Drainage
West Liberty	West Liberty	General Aviation	5	74,100	Construct Runway Safety Area
West Liberty	West Liberty	General Aviation	6	71,815	Rehabilitate Apron
Worthington	Ashland Regional	General Aviation	10	17,575	Acquire Land for Development
Worthington	Ashland Regional	General Aviation	12	47,426	Construct Taxiway
Subtotal FY 2009 Funds				<b>46,048,679</b>	
<b>Louisiana</b>					
Abbeville	Abbeville Chris Crusta Memorial	General Aviation	14	551,576	Improve Airport Drainage, Install Perimeter Fencing

State/City	Airport/Project Location	Service Level	Grant Number	Federal Funds	Description of Project
Alexandria	Alexandria International	Primary	39	6,000,000	Noise Mitigation Measures for Residences within 70 - 74 DNL
Alexandria	Alexandria International	Primary	41	1,943,686	Rehabilitate Runway
Alexandria	Alexandria International	Primary	42	114,673	Acquire Equipment, Remove Obstructions
Alexandria	Alexandria International	Primary	43	570,000	Construct Fuel Farm
Bastrop	Morehouse Memorial	General Aviation	11	307,896	Install Perimeter Fencing
Baton Rouge	Baton Rouge Metropolitan, Ryan Field	Primary	84	5,125,365	Rehabilitate Runway
Baton Rouge	Baton Rouge Metropolitan, Ryan Field	Primary	85	3,230,000	Improve Runway Safety Area
Baton Rouge	Baton Rouge Metropolitan, Ryan Field	Primary	88	2,223,560	Rehabilitate Runway, Rehabilitate Taxiway
Bogalusa	George R Carr Memorial Air Field	General Aviation	15	4,125,986	Improve Runway Safety Area
Covington	St. Tammany Regional	General Aviation	6	978,975	Expand Apron
DeQuincy	DeQuincy Industrial Airpark	General Aviation	12	264,949	Rehabilitate Apron, Rehabilitate Taxiway
Farmerville	Union Parish	General Aviation	8	79,135	Update Airport Master Plan Study
Hammond	Hammond Northshore Regional	General Aviation	16	821,921	Rehabilitate Runway
Jena	Jena	General Aviation	4	76,000	Rehabilitate Apron
Jennings	Jennings	General Aviation	13	221,268	Rehabilitate Runway
Jonesboro	Jonesboro	General Aviation	5	436,269	Install Runway Lighting
Jonesville	Jonesville	General Aviation	3	42,715	Rehabilitate Taxiway
Lafayette	Lafayette Regional	Primary	34	285,000	Rehabilitate Apron
Lafayette	Lafayette Regional	Primary	35	2,792,653	Rehabilitate Apron
Lafayette	Lafayette Regional	Primary	36	1,164,127	Conduct Noise Compatibility Plan Study, Improve Runway Safety Area
Lake Charles	Chennault International	General Aviation	8	212,202	Rehabilitate Runway Lighting
Lake Charles	Lake Charles Regional	Primary	36	677,908	Rehabilitate Runway Lighting
Lake Charles	Lake Charles Regional	Primary	37	917,391	Acquire Aircraft Rescue & Fire Fighting Safety Equipment, Construct Access Road
Marksville	Marksville Municipal	General Aviation	11	41,528	Rehabilitate Runway Lighting
Marksville	Marksville Municipal	General Aviation	12	558,712	Construct Taxiway
Metairie	Louis Armstrong New Orleans International	Primary	82	440,000	Collect airport data for Airports Geographic Information System
Metairie	Louis Armstrong New Orleans International	Primary	83	7,000,000	Rehabilitate Apron
Metairie	Louis Armstrong New Orleans International	Primary	84	98,000	Wildlife Hazard Assessments
Metairie	Louis Armstrong New Orleans International	Primary	85	5,000,000	Rehabilitate Apron
Metairie	Louis Armstrong New Orleans International	Primary	86	158,000	Rehabilitate Service Road

State/City	Airport/Project Location	Service Level	Grant Number	Federal Funds	Description of Project
Minden	Minden-Webster	General Aviation	7	229,900	Construct Apron
Monroe	Monroe Regional	Primary	27	5,000,000	Construct Terminal Building
New Iberia	Acadiana Regional	General Aviation	13	316,284	Install Perimeter Fencing
New Roads	False River Regional	General Aviation	14	332,263	Construct Building
Oakdale	Allen Parish	General Aviation	9	150,000	Construct Taxiway
Patterson	Harry P Williams Memorial	General Aviation	13	142,500	Rehabilitate Runway
Rayville	John H Hooks Jr Memorial	General Aviation	10	48,697	Install Perimeter Fencing
Reserve	St John the Baptist Parish	General Aviation	13	611,784	Rehabilitate Runway Lighting
Ruston	Ruston Regional	General Aviation	13	93,955	Remove Obstructions
Shreveport	Shreveport Downtown	Reliever	16	1,055,141	Rehabilitate Taxiway Lighting
Shreveport	Shreveport Regional	Primary	48	3,000,000	Acquire Land for Noise Compatibility within 70 - 74 DNL
Shreveport	Shreveport Regional	Primary	49	8,336,061	Expand Service Road, Rehabilitate Runway
Shreveport	Shreveport Regional	Primary	50	140,972	Acquire Safety Equipment and/or Fencing
Slidell	Slidell	Reliever	16	430,494	Conduct aeronautical survey for WAAS approach, Rehabilitate Apron
Springhill	Springhill	General Aviation	6	65,550	Update Airport Master Plan Study
Sulphur	Southland Field	General Aviation	12	24,320	Improve Airport Drainage
Tallulah	Vicksburg Tallulah Regional	General Aviation	11	741,808	Rehabilitate Apron
Vidalia	Concordia Parish	General Aviation	7	166,439	Rehabilitate Runway
Vivian	Vivian	General Aviation	5	47,405	Improve Runway Safety Area, Install Perimeter Fencing, Remove Obstructions
Winnfield	David G Joyce	General Aviation	7	592,014	Rehabilitate Runway
<b>Subtotal FY 2009 Funds</b>				<b>67,985,082</b>	
<b>Maine</b>					
Auburn	Auburn/Lewiston Municipal	Reliever	18	70,303	Conduct Environmental Study
Augusta	Augusta State	Commercial Service	20	456,000	Rehabilitate Runway
Augusta	Various Locations in Maine	System Plan	5	348,000	Install Weather Reporting Equipment
Bangor	Bangor International	Primary	47	412,650	Acquire Interactive Training System, Rehabilitate Apron
Bangor	Bangor International	Primary	49	69,949	Wildlife Hazard Assessments
Bangor	Bangor International	Primary	50	2,430,000	Rehabilitate Apron
Bar Harbor	Hancock County-Bar Harbor	Primary	28	333,498	Construct Runway Safety Area
Bar Harbor	Hancock County-Bar Harbor	Primary	29	2,986,610	Construct Runway Safety Area
Bethel	Bethel Regional	General Aviation	10	136,800	Update Airport Master Plan Study

State/City	Airport/Project Location	Service Level	Grant Number	Federal Funds	Description of Project
Carrabassett	Sugarloaf Regional	General Aviation	3	46,550	Construct Apron
Dexter	Dexter Regional	General Aviation	5	600,000	Rehabilitate Runway
Eastport	Eastport Municipal	General Aviation	8	154,413	Construct Fuel Farm
Eastport	Eastport Municipal	General Aviation	9	170,335	Construct Fuel Farm
Frenchville	Northern Aroostook Regional	General Aviation	13	200,000	Construct Snow Removal Equipment Building
Fryeburg	Eastern Slopes Regional	General Aviation	14	85,310	Update Airport Master Plan Study
Greenville	Greenville Municipal	General Aviation	12	1,672,000	Rehabilitate Runway
Houlton	Houlton International	General Aviation	12	4,873,500	Rehabilitate Runway
Jackman	Newton Field	General Aviation	10	183,160	Rehabilitate Airport Beacons, Remove Obstructions
Lincoln	Lincoln Regional	General Aviation	6	64,695	Conduct Miscellaneous Study
Millinocket	Millinocket Municipal	General Aviation	12	889,745	Construct Runway Safety Area
Old Town	Dewitt Field, Old Town Municipal	General Aviation	7	83,600	Acquire Snow Removal Equipment
Oxford	Oxford County Regional	General Aviation	8	201,362	Rehabilitate Runway
Pittsfield	Pittsfield Municipal	General Aviation	10	1,136,038	Rehabilitate Apron
Portland	Portland International Jetport	Primary	64	1,445,584	Construct Runway Safety Area
Portland	Portland International Jetport	Primary	65	1,232,259	Construct Runway Safety Area
Portland	Portland International Jetport	Primary	67	2,648,096	Construct Runway Safety Area
Presque Isle	Northern Maine Regional Airport at Presque Isle	Primary	27	589,808	Extend Taxiway, Install Perimeter Fencing
Presque Isle	Northern Maine Regional Airport at Presque Isle	Primary	29	1,410,447	Install Perimeter Fencing
Princeton	Princeton Municipal	General Aviation	2	222,266	Expand Apron
Princeton	Princeton Municipal	General Aviation	3	612,750	Expand Apron
Rockland	Knox County Regional	Primary	27	295,925	Construct Terminal Building
Rockland	Knox County Regional	Primary	28	128,250	Rehabilitate Runway
Rockland	Knox County Regional	Primary	29	584,250	Acquire Snow Removal Equipment
Rockland	Knox County Regional	Primary	30	1,780,000	Construct Terminal Building
Sanford	Sanford Regional	Reliever	25	2,221,100	Construct Taxiway, Rehabilitate Runway
Wiscasset	Wiscasset	General Aviation	13	35,340	Construct Snow Removal Equipment Building
Wiscasset	Wiscasset	General Aviation	14	314,735	Construct Snow Removal Equipment Building
Subtotal FY 2009 Funds				<b>31,125,328</b>	
<b>Maryland</b>					
Cambridge	Cambridge-Dorchester	General Aviation	24	3,971,192	Extend Runway



State/City	Airport/Project Location	Service Level	Grant Number	Federal Funds	Description of Project
Crisfield	Crisfield Municipal	General Aviation	7	190,000	Remove Obstructions
Cumberland	Greater Cumberland Regional	General Aviation	16	167,639	Rehabilitate Runway
Easton	Easton/Newnam Field	General Aviation	34	800,000	Remove Obstructions
Easton	Easton/Newnam Field	General Aviation	35	3,400,518	Rehabilitate Apron
Frederick	Frederick Municipal	Reliever	33	68,073	Extend Runway
Frederick	Frederick Municipal	Reliever	34	1,140,968	Remove Obstructions
Gaithersburg	Montgomery County Airpark	Reliever	20	475,000	Remove Obstructions
Glen Burnie	Baltimore/Washington International Thurgood Marshal	Primary	82	980,293	Improve Terminal Building
Glen Burnie	Baltimore/Washington International Thurgood Marshal	Primary	84	3,276,062	Rehabilitate Apron
Hagerstown	Hagerstown Regional-Richard A Henson Field	Commercial Service	41	3,898,693	Extend Runway
Hagerstown	Hagerstown Regional-Richard A Henson Field	Commercial Service	42	2,534,980	Construct Aircraft Rescue & Fire Fighting Building
Indian Head	Maryland	Reliever	7	3,402,214	Construct Runway
Indian Head	Maryland	Reliever	9	80,969	Construct Runway
Salisbury	Salisbury-Ocean City Wicomico Regional	Primary	42	4,735,857	Extend Runway
Salisbury	Salisbury-Ocean City Wicomico Regional	Primary	43	293,262	Environmental Mitigation, Install Airport Beacons
Stevensville	Bay Bridge	General Aviation	19	2,055,566	Extend Taxiway
Subtotal FY 2009 Funds				<b>31,471,286</b>	
<b>Massachusetts</b>					
Bedford	Laurence G Hanscom Field	Primary	27	491,683	Rehabilitate Taxiway
Bedford	Laurence G Hanscom Field	Primary	28	1,300,000	Acquire Snow Removal Equipment
Bedford	Laurence G Hanscom Field	Primary	30	842,441	Rehabilitate Taxiway
Beverly	Beverly Municipal	Reliever	28	529,150	Rehabilitate Runway
Boston	Commonwealth of Massachusetts	System Plan	3	504,450	Update State System Plan Study
Boston	Commonwealth of Massachusetts	System Plan	4	339,339	Conduct aeronautical survey for WAAS approach
Boston	General Edward Lawrence Logan International	Primary	96	7,662,270	Construct Runway
Boston	General Edward Lawrence Logan International	Primary	98	3,358,664	Construct Runway
Chatham	Chatham Municipal	General Aviation	19	2,791,100	Rehabilitate Runway
Fitchburg	Fitchburg Municipal	General Aviation	18	150,000	Conduct Environmental Study
Gardner	Gardner Municipal	General Aviation	11	123,500	Improve Fuel Farm
Gardner	Gardner Municipal	General Aviation	13	172,900	Improve Fuel Farm
Hyannis	Barnstable Municipal-Boardman/Polando Field	Primary	46	1,276,985	Construct Terminal Building

State/City	Airport/Project Location	Service Level	Grant Number	Federal Funds	Description of Project
Hyannis	Barnstable Municipal-Boardman/Polando Field	Primary	47	1,506,515	Construct Terminal Building
Hyannis	Barnstable Municipal-Boardman/Polando Field	Primary	48	37,050	Wildlife Hazard Assessments
Mansfield	Mansfield Municipal	General Aviation	21	160,402	Acquire Snow Removal Equipment
Mansfield	Mansfield Municipal	General Aviation	22	163,780	Update Airport Master Plan Study
Marshfield	Marshfield Municipal - George Harlow Field	General Aviation	16	123,500	Conduct Miscellaneous Study
Marshfield	Marshfield Municipal - George Harlow Field	General Aviation	17	1,305,775	Acquire Land for Development
Montague	Turners Falls	General Aviation	14	4,865,900	Rehabilitate Runway
Nantucket	Nantucket Memorial	Primary	47	729,561	Construct Terminal Building
Nantucket	Nantucket Memorial	Primary	48	1,517,863	Construct Terminal Building
Nantucket	Nantucket Memorial	Primary	49	6,156,475	Construct Aircraft Rescue & Fire Fighting Building
New Bedford	New Bedford Regional	Primary	38	317,300	Conduct Miscellaneous Study
New Bedford	New Bedford Regional	Primary	39	100,000	Rehabilitate Apron
North Adams	Harriman-And-West	General Aviation	20	383,230	Rehabilitate Runway
Orange	Orange Municipal	General Aviation	16	110,932	Rehabilitate Runway, Remove Obstructions
Orange	Orange Municipal	General Aviation	18	858,800	Rehabilitate Runway, Remove Obstructions
Plymouth	Plymouth Municipal	General Aviation	36	575,700	Conduct Environmental Study
Provincetown	Provincetown Municipal	Primary	25	427,500	Conduct Environmental Study
Provincetown	Provincetown Municipal	Primary	26	119,700	Rehabilitate Runway
Southbridge	Southbridge Municipal	General Aviation	18	48,925	Construct Building
Southbridge	Southbridge Municipal	General Aviation	19	121,885	Rehabilitate Apron
Springfield/Chicopee	Westover ARB/Metropolitan	Primary	17	2,500,000	Acquire Land for Noise Compatibility within 70 - 74 DNL
Springfield/Chicopee	Westover ARB/Metropolitan	Primary	18	75,000	Improve Building
Springfield/Chicopee	Westover ARB/Metropolitan	Primary	19	324,621	Improve Terminal Building
Springfield/Chicopee	Westover ARB/Metropolitan	Primary	20	651,415	Improve Terminal Building
Springfield/Chicopee	Westover ARB/Metropolitan	Primary	21	75,000	Improve Building
Taunton	Taunton Municipal - King Field	General Aviation	18	51,680	Acquire Snow Removal Equipment
Taunton	Taunton Municipal - King Field	General Aviation	19	169,860	Rehabilitate Runway
Vineyard Haven	Marthas Vineyard	Primary	34	1,166,986	Improve Runway Safety Area
Vineyard Haven	Marthas Vineyard	Primary	35	5,404,006	Improve Runway Safety Area
Westfield	Barnes Municipal	General Aviation	29	258,400	Conduct Environmental Study
Westfield	Barnes Municipal	General Aviation	31	64,600	Conduct Noise Compatibility Plan Study
Worcester	Worcester Regional	General Aviation	39	572,889	Construct Runway Safety Area
Worcester	Worcester Regional	General Aviation	40	2,427,250	Construct Runway Safety Area

State/City	Airport/Project Location	Service Level	Grant Number	Federal Funds	Description of Project
Worcester	Worcester Regional	General Aviation	41	36,195	Wildlife Hazard Assessments
Subtotal FY 2009 Funds				<b>52,951,177</b>	
<b>Michigan</b>					
Alpena	Alpena County Regional	Commercial Service	14	515,850	Improve Airport Drainage, Improve Airport Miscellaneous Improvements
Alpena	Alpena County Regional	Commercial Service	15	68,400	Update Airport Master Plan Study
Charlevoix	Charlevoix Municipal	Primary	11	98,230	Expand Terminal Building, Install Perimeter Fencing, Install Runway Lighting
Charlevoix	Charlevoix Municipal	Primary	12	912,000	Acquire Snow Removal Equipment, Expand Terminal Building, Install Perimeter Fencing, Install Runway Lighting, Rehabilitate Taxiway Lighting, Update Airport Master Plan Study
Detroit	Detroit Metropolitan Wayne County	Primary	91	1,889,237	Construct Deicing Containment Facility
Detroit	Detroit Metropolitan Wayne County	Primary	93	13,746,583	Rehabilitate Runway, Rehabilitate Taxiway
Detroit	Detroit Metropolitan Wayne County	Primary	95	2,722,016	Rehabilitate Runway
Detroit	Detroit Metropolitan Wayne County	Primary	96	1,136,250	Rehabilitate Runway
Detroit	Willow Run	Reliever	33	131,532	Install Taxiway Lighting
Detroit	Willow Run	Reliever	34	85,990	Conduct Noise Compatibility Plan Study
Detroit	Willow Run	Reliever	35	243,754	Install Taxiway Lighting
Escanaba	Delta County	Commercial Service	31	740,927	Construct Snow Removal Equipment Building
Escanaba	Delta County	Commercial Service	32	590,900	Construct Snow Removal Equipment Building, Improve Airport Miscellaneous Improvements, Install Perimeter Fencing
Flint	Bishop International	Primary	46	4,565,767	Construct Taxiway
Flint	Bishop International	Primary	47	3,505,537	Rehabilitate Apron
Flint	Bishop International	Primary	48	1,848,902	Rehabilitate Apron
Grand Rapids	Gerald R. Ford International	Primary	41	2,346,500	Security Enhancements
Grand Rapids	Gerald R. Ford International	Primary	42	2,589,462	Acquire Snow Removal Equipment, Rehabilitate Service Road, Rehabilitate Taxiway
Grand Rapids	Gerald R. Ford International	Primary	43	764,081	VALE Infrastructure
Gwinn	Sawyer International	Primary	28	429,400	Acquire Friction Measuring Equipment, Acquire Snow Removal Equipment, Conduct Miscellaneous Study, Install Perimeter Fencing, Install Runway Lighting
Gwinn	Sawyer International	Primary	30	1,197,000	Improve Building
Gwinn	Sawyer International	Primary	31	593,750	Install Perimeter Fencing, Rehabilitate Runway, Rehabilitate Taxiway
Hancock	Houghton County Memorial	Primary	29	234,650	Install Perimeter Fencing

State/City	Airport/Project Location	Service Level	Grant Number	Federal Funds	Description of Project
Hancock	Houghton County Memorial	Primary	30	4,227,500	Rehabilitate Runway
Hancock	Houghton County Memorial	Primary	31	632,510	Acquire Snow Removal Equipment, Modify Access Road
Hancock	Houghton County Memorial	Primary	32	648,850	Acquire Aircraft Rescue & Fire Fighting Vehicle
Kalamazoo	Kalamazoo/Battle Creek International	Primary	33	12,434,958	Construct Terminal Building, Rehabilitate Runway, Remove Obstructions
Kalamazoo	Kalamazoo/Battle Creek International	Primary	34	294,910	Update Airport Master Plan Study
Kalamazoo	Kalamazoo/Battle Creek International	Primary	35	4,007,144	Construct Terminal Building
Lansing	Capital City	Primary	44	133,950	Acquire Land for Development, Rehabilitate Taxiway
Lansing	Capital City	Primary	45	2,134,387	Environmental Mitigation, Extend Taxiway, Improve Terminal Building, Rehabilitate Taxiway
Lansing	Michigan State Block Grant Program	System Plan	62	7,195,686	Non primary development projects in state block grant program
Lansing	Michigan State Block Grant Program	System Plan	64	950,000	Non primary development projects in state block grant program
Lansing	Michigan State Block Grant Program	System Plan	65	12,472,486	Non primary development projects in state block grant program
Muskegon	Muskegon County	Primary	30	218,500	Expand Apron, Rehabilitate Apron, Update Airport Master Plan Study
Muskegon	Muskegon County	Primary	32	845,500	Acquire Snow Removal Equipment, Install Miscellaneous NAVAIDS, Rehabilitate Runway
Saginaw	MBS International	Primary	39	1,035,500	Construct Terminal Building
Saginaw	MBS International	Primary	41	2,389,250	Construct Taxiway, Construct Terminal Building, Improve Airport Miscellaneous Improvements
Saginaw	MBS International	Primary	42	2,850,075	Construct Terminal Building
Sault Ste. Marie	Chippewa County International	Primary	25	215,650	Acquire Snow Removal Equipment
Sault Ste. Marie	Chippewa County International	Primary	26	1,334,750	Rehabilitate Building
Sault Ste. Marie	Chippewa County International	Primary	27	114,000	Expand Snow Removal Equipment Building
Subtotal FY 2009 Funds				<b>95,092,324</b>	
<b>Minnesota</b>					
Aitkin	Aitkin Municipal-Steve Kurtz Field	General Aviation	9	38,000	Conduct Environmental Study
Aitkin	Aitkin Municipal-Steve Kurtz Field	General Aviation	10	43,225	Conduct Environmental Study
Albert Lea	Albert Lea Municipal	General Aviation	11	2,165,700	Construct Runway
Alexandria	Chandler Field	General Aviation	9	153,983	Improve Utilities, Rehabilitate Parking Lot
Baudette	Baudette International	General Aviation	6	57,380	Conduct Environmental Study

State/City	Airport/Project Location	Service Level	Grant Number	Federal Funds	Description of Project
Baudette	Baudette International	General Aviation	8	170,660	Acquire Snow Removal Equipment, Rehabilitate Runway
Bemidji	Bemidji Regional	Primary	21	986,885	Acquire Snow Removal Equipment, Conduct Airport Master Plan Study, Expand Aircraft Rescue & Fire Fighting Building, Improve Terminal Building
Bemidji	Bemidji Regional	Primary	22	5,979,299	Improve Terminal Building, Wildlife Hazard Assessments
Benson	Benson Municipal	General Aviation	6	95,551	Rehabilitate Apron, Rehabilitate Runway, Rehabilitate Taxiway
Blue Earth	Blue Earth Municipal	General Aviation	8	332,500	Extend Runway
Bluffton	Wadena Municipal	General Aviation	5	381,927	Extend Taxiway
Brainerd	Brainerd Lakes Regional	Primary	31	3,526,238	Rehabilitate Runway
Brainerd	Brainerd Lakes Regional	Primary	33	719,097	Acquire Safety Equipment and/or Fencing, Improve Aircraft Rescue & Fire Fighting Building, Rehabilitate Apron, Rehabilitate Parking Lot, Rehabilitate Terminal Building
Buffalo	Buffalo Municipal	General Aviation	4	127,300	Conduct Airport Master Plan Study, Conduct Environmental Study, Update Miscellaneous Study
Buffalo	Buffalo Municipal	General Aviation	5	213,750	Extend Runway
Cook	Cook Municipal	General Aviation	3	196,531	Acquire Land For Approaches, Conduct Environmental Study
Crookston	Crookston Municipal Kirkwood Field	General Aviation	7	745,107	Construct Building, Construct Snow Removal Equipment Building, Rehabilitate Runway, Rehabilitate Taxiway
Dodge Center	Dodge Center	General Aviation	5	97,587	Acquire Snow Removal Equipment
Duluth	Duluth International	Primary	47	1,380,370	Conduct Miscellaneous Study, Improve Terminal Building, Update Airport Master Plan Study
Duluth	Sky Harbor	General Aviation	6	110,509	Conduct Environmental Study
Elbow Lake	Elbow Lake Municipal - Pride of the Prairie	General Aviation	6	484,564	Construct Building
Ely	Ely Municipal	General Aviation	10	49,970	Rehabilitate Runway
Ely	Ely Municipal	General Aviation	11	390,651	Acquire Snow Removal Equipment
Eveleth	Eveleth-Virginia Municipal	General Aviation	9	162,656	Conduct Airport Master Plan Study, Improve Airport Drainage, Rehabilitate Runway
Fairmont	Fairmont Municipal	General Aviation	10	192,850	Improve Access Road, Improve Airport Drainage, Rehabilitate Parking Lot, Remove Obstructions
Faribault	Faribault Municipal	General Aviation	6	299,873	Acquire Snow Removal Equipment
Fosston	Fosston Municipal	General Aviation	5	31,635	Install Miscellaneous NAVAIDS
Grand Marais	Grand Marais/Cook County	General Aviation	10	50,160	Conduct Environmental Study

State/City	Airport/Project Location	Service Level	Grant Number	Federal Funds	Description of Project
Grand Rapids	Grand Rapids/Itasca County Airport-Gordon Newstrom Field	General Aviation	15	315,851	Acquire Land For Approaches, Conduct Environmental Study, Improve Airport Drainage, Rehabilitate Runway, Update Airport Master Plan Study
Hallock	Hallock Municipal	General Aviation	4	107,825	Rehabilitate Apron, Rehabilitate Runway, Rehabilitate Taxiway, Update Airport Master Plan Study
Hector	Hector Municipal	General Aviation	5	28,500	Conduct Environmental Study
Hibbing	Chisholm-Hibbing	Commercial Service	25	360,335	Construct Taxiway, Rehabilitate Runway, Update Airport Master Plan Study
Hibbing	Chisholm-Hibbing	Commercial Service	27	505,559	Acquire Snow Removal Equipment
Hibbing	Chisholm-Hibbing	Commercial Service	28	21,850	Wildlife Hazard Assessments
Hutchinson	Hutchinson Municipal-Butler Field	General Aviation	9	60,800	Construct Building
Hutchinson	Hutchinson Municipal-Butler Field	General Aviation	10	360,940	Construct Building
International Falls	Falls International	Primary	21	255,793	Acquire Land For Approaches, Acquire Snow Removal Equipment, Expand Terminal Building, Update Airport Master Plan Study
International Falls	Falls International	Primary	22	814,173	Acquire Snow Removal Equipment, Expand Terminal Building, Rehabilitate Airport Beacons, Rehabilitate Runway, Remove Obstructions
Jackson	Jackson Municipal	General Aviation	7	170,880	Rehabilitate Runway
Jackson	Jackson Municipal	General Aviation	8	98,800	Install Runway Vertical/Visual Guidance System
Lake Elmo	Lake Elmo	Reliever	8	190,345	Rehabilitate Access Road, Rehabilitate Runway, Rehabilitate Taxiway
Le Sueur	Le Sueur Municipal	General Aviation	6	55,570	Rehabilitate Taxiway
Litchfield	Litchfield Municipal	General Aviation	7	237,500	Rehabilitate Runway, Update Airport Master Plan Study
Little Falls	Little Falls/Morrison County-Lindbergh Field	General Aviation	9	142,528	Conduct Environmental Study
Little Falls	Little Falls/Morrison County-Lindbergh Field	General Aviation	10	137,769	Acquire Snow Removal Equipment
Long Prairie	Todd Field	General Aviation	6	264,100	Construct Building
Longville	Longville Municipal	General Aviation	7	571,587	Install Miscellaneous NAVAIDS, Rehabilitate Runway
Luverne	Quentin Aanenson Field	General Aviation	6	1,209,527	Construct Runway
Luverne	Quentin Aanenson Field	General Aviation	7	85,000	Rehabilitate Taxiway
Madison	Lac qui Parle County	General Aviation	6	23,434	Install Runway Lighting, Remove Obstructions
Madison	Lac qui Parle County	General Aviation	7	92,387	Rehabilitate Runway Lighting

State/City	Airport/Project Location	Service Level	Grant Number	Federal Funds	Description of Project
Mahnomen	Mahnomen County	General Aviation	8	2,009,250	Construct Taxiway, Extend Runway, Install Airfield Guidance Signs, Install Miscellaneous NAVAIDS, Install Runway Lighting, Install Runway Vertical/Visual Guidance System
Mankato	Mankato Regional	General Aviation	18	189,663	Install Runway Vertical/Visual Guidance System
Marshall	Southwest Minnesota Regional Marshall/Ryan Field	General Aviation	9	84,550	Construct Access Road
Minneapolis	Crystal	Reliever	6	150,000	Rehabilitate Taxiway
Minneapolis	Flying Cloud	Reliever	12	3,700,000	Extend Runway
Minneapolis	Flying Cloud	Reliever	13	150,000	Rehabilitate Taxiway
Minneapolis	Flying Cloud	Reliever	14	2,506,131	Extend Runway, Install Airfield Guidance Signs, Install Perimeter Fencing, Install Runway Lighting
Minneapolis	Minneapolis-St Paul International/Wold-Chamberlain	Primary	95	5,000,000	Construct Runway
Minneapolis	Minneapolis-St Paul International/Wold-Chamberlain	Primary	96	1,966,194	Rehabilitate Taxiway
Minneapolis	Minneapolis-St Paul International/Wold-Chamberlain	Primary	97	7,966,144	Rehabilitate Runway
Minneapolis	Minneapolis-St Paul International/Wold-Chamberlain	Primary	98	3,242,870	Rehabilitate Taxiway
Minneapolis	Minneapolis-St Paul International/Wold-Chamberlain	Primary	99	736,996	Rehabilitate Runway
Montevideo	Montevideo-Chippewa County	General Aviation	8	110,489	Acquire Snow Removal Equipment, Construct Snow Removal Equipment Building
Montevideo	Montevideo-Chippewa County	General Aviation	9	46,011	Improve Building
Moorhead	Moorhead Municipal	General Aviation	4	56,832	Rehabilitate Apron, Rehabilitate Runway, Rehabilitate Taxiway
Moose Lake	Moose Lake Carlton County	General Aviation	3	158,202	Install Airfield Guidance Signs, Install Runway Vertical/Visual Guidance System
Morris	Morris Municipal - Charlie Schmidt Field	General Aviation	3	47,500	Construct Taxiway
New Ulm	New Ulm Municipal	General Aviation	7	515,585	Extend Runway
Orr	Orr Regional	General Aviation	5	28,037	Acquire Snow Removal Equipment, Remove Obstructions
Ortonville	Ortonville Municipal-Martinson Field	General Aviation	5	30,400	Rehabilitate Apron, Rehabilitate Taxiway
Ortonville	Ortonville Municipal-Martinson Field	General Aviation	6	471,605	Rehabilitate Apron, Rehabilitate Taxiway
Paynesville	Paynesville Municipal	General Aviation	3	347,932	Construct Building

State/City	Airport/Project Location	Service Level	Grant Number	Federal Funds	Description of Project
Pine River	Pine River Regional	General Aviation	5	47,000	Acquire Land for Development, Acquire Snow Removal Equipment
Preston	Fillmore County	General Aviation	8	195,609	Construct Building
Princeton	Princeton Municipal	General Aviation	8	406,064	Install Airfield Guidance Signs, Rehabilitate Apron, Rehabilitate Runway, Rehabilitate Taxiway
Red Wing	Red Wing Regional	General Aviation	9	159,538	Rehabilitate Taxiway
Redwood Falls	Redwood Falls Municipal	General Aviation	9	190,354	Improve Access Road, Install Miscellaneous NAVAIDS, Install Runway Vertical/Visual Guidance System, Rehabilitate Apron, Remove Obstructions
Rochester	Rochester International	Primary	27	1,299,966	Rehabilitate Taxiway Lighting
Rush City	Rush City Regional	General Aviation	5	66,025	Construct Runway
Rushford	Rushford Municipal	General Aviation	2	69,899	Construct Building, Remove Obstructions
Sauk Centre	Sauk Centre Municipal	General Aviation	3	296,017	Construct Building
Silver Bay	Silver Bay Municipal	General Aviation	5	219,280	Construct Building
South St. Paul	South St Paul Municipal-Richard E Fleming Field	Reliever	12	140,652	Remove Obstructions
Springfield	Springfield Municipal	General Aviation	7	561,868	Construct Taxiway, Rehabilitate Runway
St. Cloud	St. Cloud Regional	Primary	22	1,258,394	Improve Terminal Building
St. James	St James Municipal	General Aviation	7	599,997	Install Miscellaneous NAVAIDS, Rehabilitate Runway
St. Paul	State of Minnesota	System Plan	6	249,090	Update State System Plan Study
Staples	Staples Municipal	General Aviation	5	85,405	Conduct Environmental Study, Construct Snow Removal Equipment Building
Thief River Falls	Thief River Falls Regional	Commercial Service	11	63,752	Rehabilitate Apron, Update Miscellaneous Study, Wildlife Hazard Assessments
Tower	Tower Municipal	General Aviation	6	24,700	Improve Access Road
Tracy	Tracy Municipal	General Aviation	6	54,862	Rehabilitate Building
Walker	Walker Municipal	General Aviation	4	51,015	Conduct Environmental Study
Warroad	Warroad International Memorial	General Aviation	10	38,000	Update Airport Master Plan Study
Windom	Windom Municipal	General Aviation	7	398,124	Install Runway Lighting, Rehabilitate Apron, Rehabilitate Taxiway
Winona	Winona Municipal-Max Conrad Field	General Aviation	5	280,840	Conduct Environmental Study, Remove Obstructions
Winona	Winona Municipal-Max Conrad Field	General Aviation	6	238,853	Rehabilitate Runway
Winsted	Winsted Municipal	General Aviation	4	286,900	Rehabilitate Taxiway, Remove Obstructions
Worthington	Worthington Municipal	General Aviation	10	3,044,222	Rehabilitate Runway



State/City	Airport/Project Location	Service Level	Grant Number	Federal Funds	Description of Project
Subtotal FY 2009 Funds				<b>65,135,828</b>	
<b>Mississippi</b>					
Aberdeen/Amory	Monroe County	General Aviation	12	0	No projects assigned.
Belzoni	Belzoni Municipal	General Aviation	9	93,958	Construct Building, Rehabilitate Airport Beacons, Rehabilitate Runway
Belzoni	Belzoni Municipal	General Aviation	10	94,546	Construct Building, Rehabilitate Airport Beacons, Rehabilitate Runway
Booneville/Baldwyn	Booneville/Baldwyn	General Aviation	10	69,552	Construct Taxiway
Booneville/Baldwyn	Booneville/Baldwyn	General Aviation	11	91,202	Construct Taxiway
Brookhaven	Brookhaven-Lincoln County	General Aviation	9	48,693	Construct Fuel Farm, Construct Taxiway
Brookhaven	Brookhaven-Lincoln County	General Aviation	10	101,307	Construct Fuel Farm, Construct Taxiway
Carthage	Carthage-Leake County	General Aviation	5	266,994	Rehabilitate Runway, Rehabilitate Runway Lighting
Carthage	Carthage-Leake County	General Aviation	6	1,005,951	Rehabilitate Runway, Rehabilitate Runway Lighting
Clarksdale	Fletcher Field	General Aviation	16	32,063	Extend Taxiway
Cleveland	Cleveland Municipal	General Aviation	15	807,500	Extend Runway
Columbia	Columbia-Marion County	General Aviation	6	101,324	Improve Terminal Building
Columbia	Columbia-Marion County	General Aviation	7	82,358	Improve Terminal Building
Columbus	Columbus-Lowndes County	General Aviation	10	192,420	Construct Building, Construct Taxiway
Columbus	Columbus-Lowndes County	General Aviation	11	221,228	Install Perimeter Fencing
Columbus	Golden Triangle Regional	Primary	42	324,924	Improve Terminal Building
Columbus	Golden Triangle Regional	Primary	43	2,100,682	Acquire Land for Development, Improve Terminal Building
Corinth	Roscoe Turner	General Aviation	18	288,831	Improve Airport Drainage, Install Airfield Guidance Signs, Rehabilitate Taxiway
Crosby	Crosby Municipal	General Aviation	6	59,831	Expand Apron
Crystal Springs	Copiah County	General Aviation	7	68,400	Improve Access Road
Crystal Springs	Copiah County	General Aviation	8	22,325	Rehabilitate Apron
Drew	Ruleville-Drew	General Aviation	9	151,597	Construct Building, Construct Taxiway, Install Miscellaneous NAVAIDS, Install Perimeter Fencing
Drew	Ruleville-Drew	General Aviation	10	176,216	Construct Building, Construct Taxiway, Install Miscellaneous NAVAIDS, Install Perimeter Fencing
Forest	G. V. Montgomery	General Aviation	5	82,650	Rehabilitate Runway
Forest	G. V. Montgomery	General Aviation	7	70,377	Install Runway Lighting

State/City	Airport/Project Location	Service Level	Grant Number	Federal Funds	Description of Project
Greenville	Mid Delta Regional	Commercial Service	25	113,507	Rehabilitate Runway
Greenville	Mid Delta Regional	Commercial Service	26	166,121	Rehabilitate Runway Lighting, Security Enhancements
Gulfport	Gulfport-Biloxi International	Primary	68	1,096,478	Improve Terminal Building
Gulfport	Gulfport-Biloxi International	Primary	70	1,907,509	Acquire Friction Measuring Equipment, Acquire Land for Development, Remove Obstructions, Update Airport Master Plan Study, Update Miscellaneous Study
Gulfport	Gulfport-Biloxi International	Primary	71	7,331,361	Rehabilitate Taxiway, Widen Taxiway
Gulfport	Gulfport-Biloxi International	Primary	72	5,000,000	Acquire Easement for Noise Compatibility within 65 - 69 DNL, Noise Mitigation Measures for Residences within 65 - 69 DNL
Hattiesburg	Hattiesburg Bobby L Chain Municipal	General Aviation	16	68,278	Improve Airport Drainage
Hattiesburg	Hattiesburg Bobby L Chain Municipal	General Aviation	17	53,574	Improve Airport Drainage
Hollandale	Hollandale Municipal	General Aviation	5	163,989	Widen Runway
Hollandale	Hollandale Municipal	General Aviation	6	189,933	Widen Runway
Holly Springs	Holly Springs-Marshall County	General Aviation	11	565,422	Construct Taxiway
Holly Springs	Holly Springs-Marshall County	General Aviation	12	311,030	Construct Taxiway
Indianola	Indianola Municipal	General Aviation	11	76,200	Install Perimeter Fencing, Install Weather Reporting Equipment, Rehabilitate Airport Beacons
Indianola	Indianola Municipal	General Aviation	12	36,371	Install Perimeter Fencing
Iuka	Iuka	General Aviation	5	27,037	Improve Runway Safety Area, Install Perimeter Fencing
Jackson	Hawkins Field	General Aviation	10	273,693	Improve Airport Drainage, Install Guidance Signs
Jackson	Hawkins Field	General Aviation	11	365,057	Improve Airport Drainage
Jackson	Jackson-Evers International	Primary	42	3,098,284	Acquire Aircraft Rescue & Fire Fighting Vehicle, Improve Airport Drainage, Improve Terminal Building, Rehabilitate Apron, Rehabilitate Runway, Security Enhancements
Kosciusko	Kosciusko-Attala County	General Aviation	8	136,401	Improve Airport Drainage
Kosciusko	Kosciusko-Attala County	General Aviation	9	58,630	Improve Airport Drainage
Laurel	Hesler-Noble Field	General Aviation	5	1,391,720	Extend Taxiway, Rehabilitate Taxiway
Lexington	C. A. Moore	General Aviation	9	111,981	Install Perimeter Fencing, Install Runway Vertical/Visual Guidance System
Louisville	Louisville Winston County	General Aviation	8	273,551	Install Perimeter Fencing, Remove Obstructions

State/City	Airport/Project Location	Service Level	Grant Number	Federal Funds	Description of Project
Louisville	Louisville Winston County	General Aviation	9	70,527	Install Perimeter Fencing, Remove Obstructions
Lumberton	I H Bass Jr Memorial	General Aviation	5	90,704	Expand Apron
Lumberton	I H Bass Jr Memorial	General Aviation	6	79,035	Expand Apron
Lumberton	I H Bass Jr Memorial	General Aviation	7	52,871	Construct Taxiway
Madison	Bruce Campbell Field	General Aviation	17	37,050	Install Airport Beacons
Madison	Bruce Campbell Field	General Aviation	18	128,000	Rehabilitate Runway, Rehabilitate Taxiway
McComb	McComb/Pike County/John E Lewis Field	General Aviation	15	48,693	Rehabilitate Runway
McComb	McComb/Pike County/John E Lewis Field	General Aviation	17	25,455	Rehabilitate Runway
McComb	McComb/Pike County/John E Lewis Field	General Aviation	18	427,500	Acquire Land For Approaches
Meridian	Key Field	Primary	24	416,772	Construct Taxiway
Meridian	Key Field	Primary	26	865,713	Acquire Land For Approaches, Construct Access Road, Construct Taxiway, Install Perimeter Fencing, Rehabilitate Runway
Moselle	Hattiesburg-Laurel Regional	Primary	30	501,959	Install Perimeter Fencing, Remove Obstructions, Update Miscellaneous Study
Natchez	Hardy-Anders Field Natchez-Adams County	General Aviation	20	78,283	Rehabilitate Runway
Natchez	Hardy-Anders Field Natchez-Adams County	General Aviation	21	70,569	Rehabilitate Runway
New Albany	New Albany-Union County	General Aviation	11	68,417	Construct Building, Rehabilitate Runway
New Albany	New Albany-Union County	General Aviation	12	111,544	Construct Taxiway
Newton	James H Easom Field	General Aviation	7	92,107	Construct Access Road, Install Runway Vertical/Visual Guidance System
Newton	James H Easom Field	General Aviation	9	114,290	Construct Access Road, Install Runway Vertical/Visual Guidance System, Rehabilitate Runway Lighting
Okolona	Okolona Municipal-Richard Stovall Field	General Aviation	10	83,070	Construct Building, Construct Taxiway
Okolona	Okolona Municipal-Richard Stovall Field	General Aviation	11	133,975	Construct Taxiway
Olive Branch	Olive Branch	Reliever	17	68,073	Install Perimeter Fencing
Olive Branch	Olive Branch	Reliever	18	701,405	Improve Airport Drainage, Install Perimeter Fencing, Update Airport Master Plan Study
Pascagoula	Trent Lott International	General Aviation	24	150,276	Install Perimeter Fencing
Pascagoula	Trent Lott International	General Aviation	25	177,270	Install Perimeter Fencing
Philadelphia	Philadelphia Municipal	General Aviation	9	65,150	Construct Building, Construct Parking Lot, Rehabilitate Airport Beacons, Rehabilitate Runway
Philadelphia	Philadelphia Municipal	General Aviation	10	101,062	Construct Parking Lot

State/City	Airport/Project Location	Service Level	Grant Number	Federal Funds	Description of Project
Picayune	Picayune Municipal	General Aviation	15	119,921	Construct Heliport/Helipad, Improve Airport Drainage
Pittsboro	Calhoun County	General Aviation	7	90,145	Install Perimeter Fencing
Pittsboro	Calhoun County	General Aviation	8	142,088	Install Perimeter Fencing
Pontotoc	Pontotoc County	General Aviation	8	238,652	Acquire Land for Development
Prentiss	Prentiss-Jefferson Davis County	General Aviation	6	109,961	Rehabilitate Runway, Rehabilitate Taxiway
Prentiss	Prentiss-Jefferson Davis County	General Aviation	7	55,280	Rehabilitate Runway, Rehabilitate Taxiway
Quitman	Clarke County	General Aviation	8	68,073	Extend Runway Safety Area, Install Perimeter Fencing
Quitman	Clarke County	General Aviation	9	128,410	Extend Runway Safety Area, Install Perimeter Fencing
Raymond	John Bell Williams	General Aviation	13	122,735	Install Instrument Approach Aid
Raymond	John Bell Williams	General Aviation	14	1,727,265	Install Instrument Approach Aid
Ripley	Ripley	General Aviation	5	130,721	Construct Fuel Farm
Ripley	Ripley	General Aviation	6	40,792	Construct Fuel Farm
Starkville	George M Bryan	General Aviation	14	3,389,006	Rehabilitate Runway
Tunica	Tunica Municipal	General Aviation	12	177,890	Construct Access Road
Tunica	Tunica Municipal	General Aviation	14	230,504	Construct Access Road
Tunica	Tunica Municipal	General Aviation	15	1,228,250	Expand Apron
Tupelo	Tupelo Regional	Primary	31	455,241	Expand Apron, Rehabilitate Apron, Widen Taxiway
Tupelo	Tupelo Regional	Primary	33	805,999	Conduct Environmental Study, Construct Apron, Expand Apron
Tylertown	Paul Pittman Memorial	General Aviation	11	62,721	Construct Building, Extend Taxiway
Tylertown	Paul Pittman Memorial	General Aviation	12	106,579	Construct Building, Extend Taxiway
Vicksburg	Vicksburg Municipal	General Aviation	1	53,742	Conduct Airport Master Plan Study
Vicksburg	Vicksburg Municipal	General Aviation	2	101,307	Rehabilitate Taxiway
West Point	McCharen Field	General Aviation	8	267,554	Construct Fuel Farm
Winona	Winona-Montgomery County	General Aviation	8	61,273	Construct Building, Construct Taxiway
Winona	Winona-Montgomery County	General Aviation	9	138,311	Construct Building, Construct Taxiway
Yazoo City	Yazoo County	General Aviation	10	76,931	Install Runway Vertical/Visual Guidance System
Subtotal FY 2009 Funds				<b>44,260,177</b>	
<b>Missouri</b>					
Columbia	Columbia Regional	Primary	30	171,000	Acquire Equipment
Jefferson City	Missouri State Block Grant Program	System Plan	35	5,400,922	Non primary development projects in state block grant program

State/City	Airport/Project Location	Service Level	Grant Number	Federal Funds	Description of Project
Jefferson City	Missouri State Block Grant Program	System Plan	36	2,162,639	Non primary development projects in state block grant program
Jefferson City	Missouri State Block Grant Program	System Plan	41	9,663,881	Non primary development projects in state block grant program
Jefferson City	Missouri State Block Grant Program	System Plan	42	920,323	Non primary development projects in state block grant program
Jefferson City	Missouri State Block Grant Program	System Plan	43	1,347,314	Non primary development projects in state block grant program
Jefferson City	State of Missouri	System Plan	8	110,000	Conduct aeronautical survey for WAAS approach
Joplin	Joplin Regional	Primary	27	453,818	Acquire Emergency Generator, Install Guidance Signs, Install Runway Lighting
Joplin	Joplin Regional	Primary	28	635,854	Install Guidance Signs, Install Runway Lighting
Joplin	Joplin Regional	Primary	29	168,722	Acquire Emergency Generator
Kansas City	Charles B. Wheeler Downtown	Reliever	18	1,123,693	Improve Runway Safety Area
Kansas City	Charles B. Wheeler Downtown	Reliever	20	7,735,229	Improve Runway Safety Area
Kansas City	Kansas City International	Primary	61	911,087	Rehabilitate Apron
Kansas City	Kansas City International	Primary	63	1,837,973	Update Airport Master Plan Study
Springfield	Springfield-Branson National	Primary	36	1,076,254	Construct Terminal Building
Springfield	Springfield-Branson National	Primary	37	660,560	Acquire Aircraft Rescue & Fire Fighting Vehicle, Acquire Safety Equipment and/or Fencing
Springfield	Springfield-Branson National	Primary	39	2,205,531	Construct Terminal Building
St. Louis	Lambert-St Louis International	Primary	115	2,016,213	Rehabilitate Taxiway
St. Louis	Lambert-St Louis International	Primary	116	13,445,883	Construct Runway
St. Louis	Lambert-St Louis International	Primary	118	6,734,144	Rehabilitate Taxiway
St. Louis	Lambert-St Louis International	Primary	121	1,926,222	Construct Runway
St. Louis	Lambert-St Louis International	Primary	122	1,125,000	Conduct Environmental Study
St. Louis	Lambert-St Louis International	Primary	123	4,905,820	Rehabilitate Taxiway
Subtotal FY 2009 Funds				<b>66,738,082</b>	
<b>Montana</b>					
Anaconda	Bowman Field	General Aviation	10	257,158	Acquire Snow Removal Equipment, Install Taxiway Lighting, Rehabilitate Runway, Rehabilitate Taxiway
Anaconda	Bowman Field	General Aviation	12	223,777	Acquire Snow Removal Equipment, Install Taxiway Lighting, Rehabilitate Taxiway
Baker	Baker Municipal	General Aviation	11	216,974	Extend Runway, Update Airport Master Plan Study
Big Timber	Big Timber	General Aviation	5	211,723	Install Perimeter Fencing
Big Timber	Big Timber	General Aviation	6	257,442	Acquire Land For Approaches, Install Perimeter Fencing, Rehabilitate Runway

State/City	Airport/Project Location	Service Level	Grant Number	Federal Funds	Description of Project
Billings	Billings Logan International	Primary	35	2,996,447	Conduct Miscellaneous Study, Construct Taxiway, Rehabilitate Taxiway
Billings	Billings Logan International	Primary	36	1,479,492	Construct Taxiway
Bozeman	Gallatin Field	Primary	33	2,157,830	Expand Terminal Building
Bozeman	Gallatin Field	Primary	34	5,161,194	Expand Terminal Building, Security Enhancements
Broadus	Broadus	General Aviation	3	118,447	Construct Fuel Farm
Broadus	Broadus	General Aviation	4	81,053	Construct Fuel Farm
Butte	Bert Mooney	Primary	38	93,678	Conduct Miscellaneous Study, Construct Service Road
Butte	Bert Mooney	Primary	40	1,430,154	Construct Service Road, Install Runway Vertical/Visual Guidance System
Butte	Bert Mooney	Primary	41	109,250	Wildlife Hazard Assessments
Butte	Bert Mooney	Primary	42	520,984	Install Runway Vertical/Visual Guidance System
Columbus	Columbus	General Aviation	6	277,178	Install Perimeter Fencing
Columbus	Columbus	General Aviation	7	120,638	Install Perimeter Fencing
Culbertson	Big Sky Field	General Aviation	5	173,693	Rehabilitate Runway
Culbertson	Big Sky Field	General Aviation	6	1,467,707	Expand Apron, Install Miscellaneous NAVAIDS, Install Runway Vertical/Visual Guidance System, Rehabilitate Runway
Deer Lodge	Deer Lodge-City-County	General Aviation	8	131,243	Construct Apron
Deer Lodge	Deer Lodge-City-County	General Aviation	9	399,252	Construct Apron
Dillon	Dillon	General Aviation	8	228,730	Rehabilitate Runway, Rehabilitate Runway Lighting
Dillon	Dillon	General Aviation	9	1,562,970	Install Runway Vertical/Visual Guidance System, Rehabilitate Apron, Rehabilitate Runway, Rehabilitate Runway Lighting, Rehabilitate Taxiway, Update Airport Master Plan Study
Eureka	Eureka	General Aviation	9	81,769	Acquire Snow Removal Equipment, Conduct aeronautical survey for WAAS approach
Eureka	Eureka	General Aviation	10	90,513	Acquire Snow Removal Equipment, Conduct aeronautical survey for WAAS approach
Forsyth	Tillitt Field	General Aviation	7	127,083	Conduct Environmental Study, Rehabilitate Runway
Fort Benton	Fort Benton	General Aviation	7	370,795	Construct Building, Construct Snow Removal Equipment Building, Construct Taxiway, Rehabilitate Runway
Fort Benton	Fort Benton	General Aviation	8	466,205	Construct Building
Glasgow	Wokal Field/Glasgow International	General Aviation	14	155,259	Rehabilitate Runway, Update Airport Master Plan Study
Great Falls	Great Falls International	Primary	39	2,754,036	Rehabilitate Taxiway

State/City	Airport/Project Location	Service Level	Grant Number	Federal Funds	Description of Project
Great Falls	Great Falls International	Primary	41	1,257,074	Rehabilitate Taxiway
Great Falls	Great Falls International	Primary	42	2,000,000	Noise Mitigation Measures for Residences within 70 - 74 DNL
Great Falls	Great Falls International	Primary	43	110,000	Wildlife Hazard Assessments
Great Falls	Great Falls International	Primary	44	694,153	Noise Mitigation Measures for Residences within 70 - 74 DNL
Great Falls	Great Falls International	Primary	45	2,000,000	Rehabilitate Taxiway
Hamilton	Ravalli County	General Aviation	10	50,000	Conduct Environmental Study
Harlem	Harlem	General Aviation	6	214,161	Acquire Land for Development, Install Perimeter Fencing
Harlem	Harlem	General Aviation	7	198,218	Install Perimeter Fencing
Havre	Havre City-County	General Aviation	11	94,973	Rehabilitate Runway
Havre	Havre City-County	General Aviation	12	147,845	Acquire Friction Measuring Equipment, Conduct Miscellaneous Study, Install Miscellaneous NAVAIDS, Rehabilitate Runway
Helena	Helena Regional	Primary	36	383,011	Acquire Friction Measuring Equipment, Acquire Snow Removal Equipment, Improve Terminal Building, Rehabilitate Taxiway, Update Airport Master Plan Study
Helena	State of Montana	System Plan	8	149,750	Conduct State System Plan Study
Jordan	Jordan	General Aviation	4	73,000	Rehabilitate Runway
Kalispell	Glacier Park International	Primary	36	5,809,149	Rehabilitate Runway
Kalispell	Glacier Park International	Primary	39	1,508,781	Install Runway Sensors, Rehabilitate Runway, Rehabilitate Runway Lighting, Rehabilitate Taxiway, Remove Obstructions
Lewistown	Lewistown Municipal	General Aviation	12	198,693	Rehabilitate Runway, Update Airport Master Plan Study
Libby	Libby	General Aviation	8	127,439	Construct Fuel Farm
Libby	Libby	General Aviation	9	204,928	Construct Fuel Farm
Missoula	Missoula International	Primary	47	1,082,570	Construct Taxiway
Missoula	Missoula International	Primary	49	1,529,407	Construct Taxiway, Rehabilitate Apron, Rehabilitate Taxiway
Plains	Plains	General Aviation	6	123,693	Acquire Snow Removal Equipment, Construct Snow Removal Equipment Building
Plains	Plains	General Aviation	7	65,307	Acquire Snow Removal Equipment, Construct Snow Removal Equipment Building
Plentywood	Sher-Wood	General Aviation	5	141,674	Construct Snow Removal Equipment Building, Rehabilitate Runway
Plentywood	Sher-Wood	General Aviation	6	120,614	Construct Snow Removal Equipment Building, Rehabilitate Runway
Poplar	New	System Plan	6	2,423,403	Construct New Airport

State/City	Airport/Project Location	Service Level	Grant Number	Federal Funds	Description of Project
Poplar	New	System Plan	7	197,575	Construct New Airport, Update Airport Master Plan Study
Shelby	Shelby	General Aviation	9	115,900	Conduct aeronautical survey for WAAS approach
Stanford	Stanford	General Aviation	6	122,915	Construct Building, Rehabilitate Runway
Stanford	Stanford	General Aviation	7	157,584	Construct Building
Stevensville	Stevensville	General Aviation	7	250,593	Improve Airport Miscellaneous Improvements
Stevensville	Stevensville	General Aviation	8	189,162	Improve Airport Miscellaneous Improvements
Terry	Terry	General Aviation	3	79,045	Construct Snow Removal Equipment Building
Terry	Terry	General Aviation	4	151,900	Construct Snow Removal Equipment Building
Thompson Falls	Thompson Falls	General Aviation	6	90,925	Acquire Snow Removal Equipment, Construct Snow Removal Equipment Building
Thompson Falls	Thompson Falls	General Aviation	7	104,075	Acquire Snow Removal Equipment, Construct Snow Removal Equipment Building
Townsend	Townsend	General Aviation	8	48,693	Install Runway Vertical/Visual Guidance System
Townsend	Townsend	General Aviation	9	21,307	Install Runway Vertical/Visual Guidance System
West Yellowstone	Yellowstone	Commercial Service	8	246,486	Improve Terminal Building, Install Weather Reporting Equipment
West Yellowstone	Yellowstone	Commercial Service	9	40,699	Install Weather Reporting Equipment
White Sulphur Springs	White Sulphur Springs	General Aviation	6	851,802	Install Miscellaneous NAVAIDS, Install Runway Vertical/Visual Guidance System, Rehabilitate Apron, Widen Runway
Subtotal FY 2009 Funds				<b>47,099,178</b>	
<b>Nebraska</b>					
Ainsworth	Ainsworth Municipal	General Aviation	7	137,965	Rehabilitate Runway
Ainsworth	Ainsworth Municipal	General Aviation	8	158,682	Rehabilitate Runway
Alliance	Alliance Municipal	General Aviation	12	205,429	Rehabilitate Runway
Alliance	Alliance Municipal	General Aviation	13	467,568	Rehabilitate Runway
Atkinson	Stuart-Atkinson Municipal	General Aviation	3	125,400	Acquire Land for Development
Atkinson	Stuart-Atkinson Municipal	General Aviation	4	228,760	Rehabilitate Runway
Auburn	Farington Field	General Aviation	3	332,500	Construct Terminal Building
Auburn	Farington Field	General Aviation	4	266,787	Construct Terminal Building, Rehabilitate Apron
Bassett	Rock County	General Aviation	8	60,059	Construct Building
Beatrice	Beatrice Municipal	General Aviation	12	604,458	Acquire Land For Approaches



State/City	Airport/Project Location	Service Level	Grant Number	Federal Funds	Description of Project
Beatrice	Beatrice Municipal	General Aviation	13	224,200	Update Airport Master Plan Study
Blair	Blair Municipal	General Aviation	7	273,693	Construct Taxiway, Install Runway Vertical/Visual Guidance System
Blair	Blair Municipal	General Aviation	8	222,016	Construct Taxiway, Install Runway Vertical/Visual Guidance System
Blair	Blair Municipal	General Aviation	9	1,712,766	Construct Taxiway
Chadron	Chadron Municipal	General Aviation	10	184,300	Update Airport Master Plan Study
Cozad	Cozad Municipal	General Aviation	4	198,693	Construct Apron
Cozad	Cozad Municipal	General Aviation	5	531,090	Construct Access Road, Construct Apron
Creighton	Creighton Municipal	General Aviation	5	123,693	Install Miscellaneous NAVAIDS, Install Runway Vertical/Visual Guidance System
Creighton	Creighton Municipal	General Aviation	6	34,307	Install Miscellaneous NAVAIDS, Install Runway Vertical/Visual Guidance System
Crete	Crete Municipal	General Aviation	8	88,143	Install Runway Vertical/Visual Guidance System, Rehabilitate Runway Lighting, Rehabilitate Taxiway Lighting
Crete	Crete Municipal	General Aviation	9	459,749	Install Runway Vertical/Visual Guidance System, Rehabilitate Runway Lighting, Rehabilitate Taxiway Lighting
David City	David City Municipal	General Aviation	6	763,686	Extend Runway, Rehabilitate Runway, Rehabilitate Runway Lighting
Fremont	Fremont Municipal	General Aviation	9	948,100	Acquire Land For Approaches
Fremont	Fremont Municipal	General Aviation	11	272,650	Acquire Land For Approaches
Grand Island	Central Nebraska Regional	Commercial Service	31	187,110	Rehabilitate Taxiway
Hartington	Hartington Municipal	General Aviation	5	123,500	Acquire Snow Removal Equipment
Hartington	Hartington Municipal	General Aviation	6	229,890	Construct Snow Removal Equipment Building
Hastings	Hastings Municipal	General Aviation	11	204,250	Acquire Snow Removal Equipment
Kearney	Kearney Regional	Commercial Service	20	607,133	Rehabilitate Runway
Kearney	Kearney Regional	Primary	21	259,673	Acquire Snow Removal Equipment
Kearney	Kearney Regional	Primary	22	107,485	Rehabilitate Runway
Lexington	Jim Kelly Field	General Aviation	10	405,685	Construct Apron
Lincoln	Lincoln	Primary	40	2,060,883	Extend Runway
Lincoln	Lincoln	Primary	41	250,727	Extend Runway
Lincoln	State of Nebraska	System Plan	14	87,500	Conduct aeronautical survey for WAAS approach
Lincoln	State of Nebraska	System Plan	15	38,077	Update State System Plan Study
Loup City	Loup City Municipal	General Aviation	3	156,085	Rehabilitate Runway

State/City	Airport/Project Location	Service Level	Grant Number	Federal Funds	Description of Project
McCook	McCook Regional	Commercial Service	11	31,350	Wildlife Hazard Assessments
Nebraska City	Nebraska City Municipal	General Aviation	11	95,000	Update Airport Master Plan Study
Neligh	Antelope County	General Aviation	4	776,757	Construct Taxiway, Install Runway Vertical/Visual Guidance System, Install Taxiway Lighting
Norfolk	Karl Stefan Memorial	General Aviation	16	571,772	Rehabilitate Runway
North Platte	North Platte Regional Airport Lee Bird Field	Primary	24	344,001	Rehabilitate Taxiway
North Platte	North Platte Regional Airport Lee Bird Field	Primary	25	2,308,820	Rehabilitate Taxiway
O'Neill	The O'Neill Municipal-John L Baker Field	General Aviation	4	273,693	Construct Runway
O'Neill	The O'Neill Municipal-John L Baker Field	General Aviation	5	172,987	Construct Runway
O'Neill	The O'Neill Municipal-John L Baker Field	General Aviation	7	433,532	Rehabilitate Runway
Ogallala	Searle Field	General Aviation	6	186,978	Construct Building
Ogallala	Searle Field	General Aviation	8	376,591	Construct Building
Omaha	Eppley Airfield	Primary	48	1,812,953	Rehabilitate Runway
Omaha	Eppley Airfield	Primary	49	3,743,301	Rehabilitate Runway
Omaha	Eppley Airfield	Primary	53	1,921,095	Rehabilitate Runway
Oshkosh	Garden County	General Aviation	6	105,654	Construct Snow Removal Equipment Building
Oshkosh	Garden County	General Aviation	7	69,168	Construct Snow Removal Equipment Building
Red Cloud	Red Cloud Municipal	General Aviation	4	135,989	Install Miscellaneous NAVAIDS, Install Runway Vertical/Visual Guidance System
Red Cloud	Red Cloud Municipal	General Aviation	5	20,000	Install Miscellaneous NAVAIDS, Install Runway Vertical/Visual Guidance System
Sargent	Sargent Municipal	General Aviation	4	273,693	Construct Snow Removal Equipment Building
Sargent	Sargent Municipal	General Aviation	5	34,000	Construct Snow Removal Equipment Building
Scottsbluff	Western Nebraska Regional/William B. Heilig Field	Primary	30	4,250,000	Rehabilitate Runway, Rehabilitate Taxiway
Seward	Seward Municipal	General Aviation	7	185,004	Construct Access Road, Construct Parking Lot
Seward	Seward Municipal	General Aviation	8	73,881	Construct Access Road, Construct Parking Lot
Superior	Superior Municipal	General Aviation	2	142,500	Rehabilitate Runway, Update Airport Master Plan Study
Superior	Superior Municipal	General Aviation	3	115,000	Rehabilitate Runway
Tecumseh	Tecumseh Municipal	General Aviation	7	123,693	Construct Building
Tecumseh	Tecumseh Municipal	General Aviation	8	176,307	Construct Building
Tekamah	Tekamah Municipal	General Aviation	4	123,693	Expand Apron

State/City	Airport/Project Location	Service Level	Grant Number	Federal Funds	Description of Project
Tekamah	Tekamah Municipal	General Aviation	5	189,266	Expand Apron
Wayne	Wayne Municipal	General Aviation	10	39,900	Acquire Miscellaneous Land
Wayne	Wayne Municipal	General Aviation	11	186,485	Rehabilitate Apron, Rehabilitate Runway, Rehabilitate Taxiway
<b>Subtotal FY 2009 Funds</b>				<b>32,635,755</b>	
<b>Nevada</b>					
Austin	Austin	General Aviation	12	25,044	Conduct Environmental Study
Battle Mountain	Battle Mountain	General Aviation	19	345,573	Install Perimeter Fencing, Rehabilitate Runway
Battle Mountain	Battle Mountain	General Aviation	20	1,905,927	Rehabilitate Runway, Rehabilitate Taxiway
Beatty	Beatty	General Aviation	10	58,054	Install Emergency Generator
Beatty	Beatty	General Aviation	11	142,770	Rehabilitate Runway
Boulder City	Boulder City Municipal	Primary	13	588,424	Improve Runway Safety Area
Boulder City	Boulder City Municipal	Primary	14	791,898	Construct Apron, Improve Runway Safety Area, Install Perimeter Fencing, Rehabilitate Apron, Rehabilitate Taxiway, Rehabilitate Taxiway Lighting
Boulder City	Boulder City Municipal	Primary	16	292,727	Update Airport Master Plan Study
Carson City	Carson	Reliever	17	174,121	Install Weather Reporting Equipment
Carson City	State of Nevada	System Plan	7	450,000	Conduct aeronautical survey for WAAS approach
Carson City	State of Nevada	System Plan	8	310,000	Update State System Plan Study
Elko	Elko Regional	Primary	35	280,250	Remove Obstructions
Elko	Elko Regional	Primary	36	80,750	Update Airport Master Plan Study
Elko	Elko Regional	Primary	37	95,000	Wildlife Hazard Assessments
Ely	Ely /Yelland Field/	General Aviation	14	703,760	Construct Taxiway, Rehabilitate Apron, Rehabilitate Runway, Rehabilitate Taxiway
Eureka	Eureka	General Aviation	6	293,693	Rehabilitate Apron, Rehabilitate Runway, Rehabilitate Taxiway
Eureka	Eureka	General Aviation	7	263,958	Rehabilitate Apron, Rehabilitate Runway, Rehabilitate Taxiway
Eureka	Eureka	General Aviation	8	120,000	Rehabilitate Runway
Fallon	Fallon Municipal	General Aviation	10	33,250	Conduct Environmental Study
Gabbs	Gabbs	General Aviation	6	161,500	Rehabilitate Runway
Hawthorne	Hawthorne Industrial	General Aviation	8	142,429	Install Perimeter Fencing
Jackpot	Jackpot/Hayden Field	General Aviation	6	197,422	Improve Airport Miscellaneous Improvements, Install Perimeter Fencing
Jackpot	Jackpot/Hayden Field	General Aviation	7	92,963	Improve Airport Miscellaneous Improvements
Las Vegas	McCarran International	Primary	68	2,074,974	Expand Apron
Las Vegas	McCarran International	Primary	69	4,223,932	Expand Apron

State/City	Airport/Project Location	Service Level	Grant Number	Federal Funds	Description of Project
Las Vegas	McCarran International	Primary	70	8,902,500	Rehabilitate Taxiway
Las Vegas	McCarran International	Primary	71	70,000	Wildlife Hazard Assessments
Las Vegas	McCarran International	Primary	72	4,112,116	Rehabilitate Apron
Las Vegas	North Las Vegas	Primary	26	4,309,414	Remove Obstructions
Las Vegas	North Las Vegas	Primary	27	1,713,965	Remove Obstructions
Lovelock	Derby Field	General Aviation	11	69,126	Install Airfield Guidance Signs
Mesquite	Mesquite	General Aviation	12	18,670	Conduct Environmental Study
Minden	Minden-Tahoe	General Aviation	20	99,750	Rehabilitate Apron
Owyhee	Owyhee	General Aviation	4	195,693	Install Perimeter Fencing
Owyhee	Owyhee	General Aviation	5	68,547	Install Perimeter Fencing
Pahrump	Pahrump (New)	System Plan	4	500,000	Conduct Environmental Study
Reno	Reno/Stead	Reliever	27	68,073	Improve Runway Safety Area
Reno	Reno/Stead	Reliever	28	331,927	Improve Runway Safety Area
Reno	Reno/Tahoe International	Primary	81	6,000,000	Noise Mitigation Measures for Residences within 65 - 69 DNL
Reno	Reno/Tahoe International	Primary	82	5,583,115	Install Runway Lighting, Rehabilitate Apron, Rehabilitate Taxiway
Reno	Reno/Tahoe International	Primary	84	3,991,986	Rehabilitate Apron, Rehabilitate Taxiway
Reno	Reno/Tahoe International	Primary	86	5,120,938	Noise Mitigation Measures for Residences within 65 - 69 DNL
Silver Springs	Silver Springs	General Aviation	11	193,319	Construct Fuel Farm
Silver Springs	Silver Springs	General Aviation	12	34,200	Update Airport Master Plan Study
Tonopah	Tonopah	General Aviation	10	1,235,000	Install Emergency Generator, Install Miscellaneous NAVAIDS, Rehabilitate Taxiway
Winnemucca	Winnemucca Municipal	General Aviation	14	103,492	Install Perimeter Fencing
Yerington	Yerington Municipal	General Aviation	12	91,329	Construct Heliport/Helipad
Yerington	Yerington Municipal	General Aviation	13	15,840	Construct Heliport/Helipad
<b>Subtotal FY 2009 Funds</b>				<b>56,677,419</b>	
<b>New Hampshire</b>					
Concord	New Hampshire State Block Grant Program	System Plan	4	2,353,145	Non primary development projects in state block grant program
Concord	New Hampshire State Block Grant Program	System Plan	7	1,330,729	Non primary development projects in state block grant program
Lebanon	Lebanon Municipal	Primary	39	95,000	Improve Airport Miscellaneous Improvements
Lebanon	Lebanon Municipal	Primary	40	162,450	Acquire Snow Removal Equipment
Lebanon	Lebanon Municipal	Primary	41	408,769	Construct Runway Safety Area
Lebanon	Lebanon Municipal	Primary	42	148,330	Construct Runway Safety Area
Lebanon	Lebanon Municipal	Primary	43	46,713	Wildlife Hazard Assessments
Manchester	Manchester	Primary	76	1,881,153	Conduct Noise Compatibility Plan Study, Update Airport Master Plan Study

State/City	Airport/Project Location	Service Level	Grant Number	Federal Funds	Description of Project
Manchester	Manchester	Primary	78	696,327	Rehabilitate Apron
Portsmouth	Portsmouth International at Pease	Primary	40	1,990,178	Acquire Snow Removal Equipment
Portsmouth	Portsmouth International at Pease	Primary	41	142,500	Update Airport Master Plan Study
Portsmouth	Portsmouth International at Pease	Primary	42	41,895	Install Noise Monitoring System
Portsmouth	Portsmouth International at Pease	Primary	43	35,150	Wildlife Hazard Assessments
Portsmouth	Portsmouth International at Pease	Primary	44	171,950	Noise Mitigation Measures for Residences within 65 - 69 DNL
Subtotal FY 2009 Funds				<b>9,504,289</b>	
<b>New Jersey</b>					
Atlantic City	Atlantic City International	Primary	76	183,502	Environmental Mitigation
Atlantic City	Atlantic City International	Primary	77	774,740	Expand Terminal Building
Atlantic City	Atlantic City International	Primary	78	256,474	Remove Obstructions, Wildlife Hazard Assessments
Caldwell	Essex County	Reliever	30	411,350	Rehabilitate Runway Lighting
Caldwell	Essex County	Reliever	31	824,618	Expand Apron
Hammonton	Hammonton Municipal	General Aviation	15	279,148	Improve Access Road, Install Perimeter Fencing
Hammonton	Hammonton Municipal	General Aviation	16	121,192	Rehabilitate Runway
Linden	Linden	Reliever	13	214,776	Rehabilitate Apron
Millville	Millville Municipal	General Aviation	30	1,260,523	Acquire Snow Removal Equipment, Remove Obstructions
Morristown	Morristown Municipal	Reliever	40	220,743	Update Airport Master Plan Study
Morristown	Morristown Municipal	Reliever	42	411,628	Remove Obstructions
Mount Holly	South Jersey Regional	Reliever	8	259,957	Rehabilitate Apron, Rehabilitate Runway, Rehabilitate Taxiway
Mount Holly	South Jersey Regional	Reliever	9	80,748	Improve Airport Drainage
Newark	Newark Liberty International	Primary	121	2,772,604	Rehabilitate Taxiway
Newark	Newark Liberty International	Primary	122	5,428,392	Rehabilitate Runway
Newark	Newark Liberty International	Primary	123	212,398	Wildlife Hazard Assessments
Ocean City	Ocean City Municipal	General Aviation	14	184,252	Update Airport Master Plan Study
Ocean City	Ocean City Municipal	General Aviation	15	94,154	Install Airfield Guidance Signs, Rehabilitate Runway Lighting, Rehabilitate Taxiway Lighting
Rocky Hill	Princeton	Reliever	7	103,336	Construct Building
Somerville	Somerset	Reliever	7	276,545	Rehabilitate Apron
Somerville	Somerset	Reliever	9	214,714	Install Runway Vertical/Visual Guidance System, Remove Obstructions
Teterboro	Teterboro	Primary	41	324,621	Rehabilitate Apron, Rehabilitate Taxiway
Teterboro	Teterboro	Primary	43	675,379	Rehabilitate Taxiway
Teterboro	Teterboro	Primary	44	10,327,301	Improve Runway Safety Area
Toms River	Robert J. Miller Air Park	General Aviation	20	142,500	Install Airfield Guidance Signs, Rehabilitate Taxiway Lighting
Trenton	Trenton Mercer	Primary	35	1,666,300	Improve Runway Safety Area

State/City	Airport/Project Location	Service Level	Grant Number	Federal Funds	Description of Project
Trenton	Trenton Mercer	Primary	36	88,437	Rehabilitate Taxiway
West Milford	Greenwood Lake	General Aviation	5	369,373	Improve Airport Drainage, Improve Runway Safety Area
West Milford	Greenwood Lake	General Aviation	6	431,395	Improve Runway Safety Area
Wildwood	Cape May County	General Aviation	27	1,273,813	Rehabilitate Taxiway
Wildwood	Cape May County	General Aviation	28	850,000	Rehabilitate Taxiway
Woodbine	Woodbine Municipal	General Aviation	18	104,158	Remove Obstructions
Woodbine	Woodbine Municipal	General Aviation	19	120,730	Conduct Environmental Study, Install Perimeter Fencing
Subtotal FY 2009 Funds				<b>30,959,801</b>	
<b>New Mexico</b>					
Alamogordo	Alamogordo-White Sands Regional	General Aviation	17	252,754	Improve Airport Drainage
Albuquerque	Albuquerque International Sunport	Primary	34	26,130	VALE Vehicle
Albuquerque	Double Eagle II	Reliever	15	2,708,523	Rehabilitate Runway
Angel Fire	Angel Fire	General Aviation	16	189,583	Install Perimeter Fencing
Artesia	Artesia Municipal	General Aviation	11	307,962	Rehabilitate Access Road
Aztec	Aztec Municipal	General Aviation	2	166,184	Acquire Land for Development, Rehabilitate Runway
Belen	Alexander Municipal	General Aviation	9	192,815	Install Weather Reporting Equipment
Black Rock	Black Rock	General Aviation	3	333,311	Rehabilitate Runway
Black Rock	Zuni Replacement	System Plan	1	83,093	Construct New Airport
Carlsbad	Cavern City Air Terminal	Commercial Service	18	588,051	Install Perimeter Fencing
Carlsbad	Cavern City Air Terminal	Commercial Service	19	94,006	Rehabilitate Runway
Clayton	Clayton Municipal Airpark	General Aviation	12	193,272	Install Runway Vertical/Visual Guidance System, Rehabilitate Runway
Clovis	Clovis Municipal	Commercial Service	24	168,333	Extend Runway
Deming	Deming Municipal	General Aviation	13	179,323	Update Airport Master Plan Study
Dulce	Jicarilla Apache Nation	General Aviation	11	366,843	Construct Fuel Farm, Modify Snow Removal Equipment Building, Rehabilitate Access Road
Farmington	Four Corners Regional	Primary	30	1,407,249	Rehabilitate Parking Lot, Rehabilitate Taxiway
Gallup	Gallup Municipal	Commercial Service	21	227,193	Rehabilitate Apron, Rehabilitate Runway
Grants	Grants-Milan Municipal	General Aviation	11	233,172	Install Perimeter Fencing, Rehabilitate Apron, Rehabilitate Taxiway
Hatch	Hatch Municipal	General Aviation	5	177,868	Construct Access Road
Hobbs	Lea County Regional	General Aviation	18	621,279	Rehabilitate Runway Lighting

State/City	Airport/Project Location	Service Level	Grant Number	Federal Funds	Description of Project
Las Cruces	Las Cruces International	General Aviation	20	601,449	Rehabilitate Runway
Las Cruces	Las Cruces International	General Aviation	23	2,733,661	Rehabilitate Runway
Las Vegas	Las Vegas Municipal	General Aviation	10	286,759	Construct Snow Removal Equipment Building, Rehabilitate Taxiway
Lordsburg	Lordsburg Municipal	General Aviation	10	92,159	Install Airport Beacons
Los Alamos	Los Alamos	General Aviation	5	450,288	Improve Airport Drainage
Los Alamos	Los Alamos	General Aviation	6	508,180	Extend Runway, Rehabilitate Runway
Moriarty	Moriarty	General Aviation	9	1,620,426	Rehabilitate Runway
Navajo Dam	Navajo Lake	General Aviation	3	52,250	Install Miscellaneous NAVAIDS, Rehabilitate Runway
Portales	Portales Municipal	General Aviation	13	405,588	Construct Snow Removal Equipment Building, Install Runway Vertical/Visual Guidance System, Rehabilitate Runway
Questa	Questa Municipal Nr 2	General Aviation	6	180,515	Conduct Airport Master Plan Study
Raton	Raton Municipal/Crews Field	General Aviation	13	623,414	Install Perimeter Fencing, Strengthen Runway
Roswell	Roswell International Air Center	Primary	22	315,115	Improve Terminal Building
Roswell	Roswell International Air Center	Primary	23	1,014,321	Rehabilitate Taxiway
Ruidoso	Sierra Blanca Regional	General Aviation	19	202,573	Rehabilitate Runway
Santa Fe	Santa Fe Municipal	Primary	31	498,857	Rehabilitate Taxiway
Santa Fe	Santa Fe Municipal	Primary	32	1,000,000	Rehabilitate Apron
Santa Fe	State of New Mexico	System Plan	7	213,750	Conduct State System Plan Study
Santa Fe	State of New Mexico	System Plan	8	95,000	Conduct State System Plan Study
Santa Teresa	Dona Ana County at Santa Teresa	General Aviation	19	145,444	Environmental Mitigation
Silver City	Grant County	General Aviation	9	606,989	Install Perimeter Fencing, Rehabilitate Runway
Socorro	Socorro Municipal	General Aviation	9	50,000	Update Airport Master Plan Study
Taos	Taos Regional	General Aviation	20	141,511	Rehabilitate Taxiway
Taos	Taos Regional	General Aviation	21	356,901	Conduct Environmental Study
Taos	Taos Regional	General Aviation	22	103,566	Acquire Land For Approaches
Vaughn	Vaughn Municipal	General Aviation	5	31,920	Construct Snow Removal Equipment Building
Subtotal FY 2009 Funds				<b>20,847,580</b>	
<b>New York</b>					
Akron	Akron	Reliever	8	64,990	Acquire Land for Development, Improve Airport Drainage

State/City	Airport/Project Location	Service Level	Grant Number	Federal Funds	Description of Project
Akron	Akron	Reliever	15	25,333	Acquire Land for Development, Remove Obstructions
Albany	Albany International	Primary	101	600,775	Acquire Equipment
Albany	Albany International	Primary	102	1,030,898	Remove Obstructions
Albany	Albany International	Primary	104	646,192	Acquire Snow Removal Equipment
Albany	Albany International	Primary	105	2,375,000	Acquire Land For Approaches
Albany	Albany International	Primary	106	220,987	Remove Obstructions
Batavia	Genesee County	Reliever	23	45,600	Construct Taxiway
Binghamton	Greater Binghamton/Edwin A Link Field	Primary	55	487,416	Acquire Snow Removal Equipment
Binghamton	Greater Binghamton/Edwin A Link Field	Primary	56	310,790	Improve Runway Safety Area
Binghamton	Greater Binghamton/Edwin A Link Field	Primary	57	151,626	Acquire Snow Removal Equipment
Binghamton	Greater Binghamton/Edwin A Link Field	Primary	58	635,585	Improve Runway Safety Area
Brewerton	Syracuse Suburban	Reliever	7	427,113	Rehabilitate Runway
Buffalo	Buffalo Airfield	Reliever	20	89,154	Acquire Land for Development, Rehabilitate Apron, Rehabilitate Taxiway
Buffalo	Buffalo Niagara International	Primary	68	5,692,000	Conduct Noise Compatibility Plan Study, Noise Mitigation Measures for Residences within 65 - 69 DNL
Buffalo	Buffalo Niagara International	Primary	69	556,250	Improve Aircraft Rescue & Fire Fighting Building, Rehabilitate Taxiway
Canandaigua	Canandaigua	Reliever	24	162,640	Acquire Land For Approaches
Canandaigua	Canandaigua	Reliever	25	45,600	Construct Taxiway
Corning	Corning-Painted Post	General Aviation	11	62,035	Expand Apron
Corning	Corning-Painted Post	General Aviation	12	739,110	Acquire Land For Approaches, Expand Apron
Cortland	Cortland County-Chase Field	General Aviation	15	696,857	Remove Obstructions
Dansville	Dansville Municipal	General Aviation	18	29,450	Install Miscellaneous NAVAIDS, Rehabilitate Taxiway
Dunkirk	Chautauqua County/Dunkirk	General Aviation	39	46,645	Acquire Land For Approaches
Dunkirk	Chautauqua County/Dunkirk	General Aviation	41	204,725	Construct Taxiway
East Moriches	Spadaro	Reliever	12	38,291	Remove Obstructions
Ellenville	Joseph Y Resnick	General Aviation	24	136,382	Install Weather Reporting Equipment
Ellenville	Joseph Y Resnick	General Aviation	25	128,345	Conduct aeronautical survey for WAAS approach
Ellenville	Joseph Y Resnick	General Aviation	26	479,629	Construct Apron, Construct Taxiway
Elmira/Corning	Elmira/Corning Regional	Primary	52	370,873	Acquire Easement For Approaches, Acquire Land for Development, Rehabilitate Apron
Elmira/Corning	Elmira/Corning Regional	Primary	53	788,610	Rehabilitate Apron
Endicott	Tri-Cities	General Aviation	16	29,450	Remove Obstructions
Endicott	Tri-Cities	General Aviation	17	115,025	Remove Obstructions
Fishers Island	Elizabeth Field	General	16	42,750	Rehabilitate Runway



State/City	Airport/Project Location	Service Level	Grant Number	Federal Funds	Description of Project
		Aviation			
Fishers Island	Elizabeth Field	General Aviation	17	176,700	Rehabilitate Runway
Fulton	Oswego County	General Aviation	33	71,250	Rehabilitate Apron
Glens Falls	Floyd Bennett Memorial	General Aviation	40	322,678	Extend Runway
Glens Falls	Floyd Bennett Memorial	General Aviation	41	340,275	Acquire Land For Approaches
Glens Falls	Floyd Bennett Memorial	General Aviation	42	32,709	Acquire Land For Approaches
Hamilton	Hamilton Municipal	General Aviation	17	1,697,598	Conduct aeronautical survey for WAAS approach, Construct Taxiway
Hudson	Columbia County	General Aviation	24	805,600	Rehabilitate Runway
Hudson	Columbia County	General Aviation	25	78,850	Rehabilitate Apron
Hudson	Columbia County	General Aviation	26	185,250	Remove Obstructions
Islip	Long Island MacArthur	Primary	76	1,604,734	Rehabilitate Runway Lighting
Islip	Long Island MacArthur	Primary	77	150,230	Conduct Miscellaneous Study
Islip	Long Island MacArthur	Primary	78	452,200	Acquire Snow Removal Equipment
Islip	Long Island MacArthur	Primary	79	65,513	Wildlife Hazard Assessments
Islip	Long Island MacArthur	Primary	80	288,591	Acquire Aircraft Deicing Equipment
Ithaca	Ithaca Tompkins Regional	Primary	50	426,048	Acquire Snow Removal Equipment
Ithaca	Ithaca Tompkins Regional	Primary	51	285,000	Update Airport Master Plan Study
Ithaca	Ithaca Tompkins Regional	Primary	52	505,135	Acquire Aircraft Deicing Equipment, Acquire Snow Removal Equipment, Construct Sand and Chemical Storage Building, Remove Obstructions
Jamestown	Chautauqua County/Jamestown	Commercial Service	36	779,000	Expand Apron
Jamestown	Chautauqua County/Jamestown	Commercial Service	37	714,400	Security Enhancements
Kingston	Kingston-Ulster	Reliever	17	258,595	Acquire Easement For Approaches, Remove Obstructions
Kingston	Kingston-Ulster	Reliever	18	43,164	Acquire Land for Development
Lake Placid	Lake Placid	General Aviation	31	60,800	Rehabilitate Runway
Lancaster	Buffalo-Lancaster Regional	Reliever	20	48,133	Acquire Land for Development, Extend Runway
Lancaster	Buffalo-Lancaster Regional	Reliever	21	208,318	Acquire Land for Development, Extend Runway
Le Roy	Le Roy	Reliever	20	1,954,856	Acquire Land for Development, Extend Runway
Le Roy	Le Roy	Reliever	21	32,056	Acquire Land For Approaches, Acquire Land for Development
Malone	Malone-Dufort	General Aviation	21	68,373	Acquire Snow Removal Equipment
Malone	Malone-Dufort	General Aviation	22	606,100	Construct Taxiway
Massena	Massena International-Richards Field	General Aviation	45	68,073	Construct Terminal Building
Massena	Massena International-	General	46	82,137	Construct Terminal Building

State/City	Airport/Project Location	Service Level	Grant Number	Federal Funds	Description of Project
	Richards Field	Aviation			
Massena	Massena International-Richards Field	General Aviation	47	514,900	Install Guidance Signs
Massena	Massena International-Richards Field	General Aviation	48	190,950	Rehabilitate Runway
Middletown	Randall	Reliever	23	92,887	Install Perimeter Fencing
Middletown	Randall	Reliever	24	41,665	Acquire Land for Development, Improve Runway Safety Area
Middletown	Randall	Reliever	25	46,219	Acquire Land for Development, Install Runway Lighting
Millbrook	Sky Acres	Reliever	18	33,000	Install Perimeter Fencing
Millbrook	Sky Acres	Reliever	19	35,073	Rehabilitate Taxiway
Millbrook	Sky Acres	Reliever	20	75,563	Rehabilitate Taxiway
Millbrook	Sky Acres	Reliever	21	144,416	Install Perimeter Fencing
Montauk	Montauk	Reliever	16	105,623	Rehabilitate Apron
Montauk	Montauk	Reliever	17	182,568	Install Instrument Approach Aid
Monticello	Sullivan County International	General Aviation	25	75,145	Rehabilitate Apron
New York	John F Kennedy International	Primary	162	11,900,000	Construct Taxiway
New York	John F Kennedy International	Primary	163	1,124,255	Extend Taxiway
New York	John F Kennedy International	Primary	164	2,422,509	Rehabilitate Taxiway
New York	John F Kennedy International	Primary	165	2,430,000	Security Enhancements
New York	John F Kennedy International	Primary	167	6,910,152	Rehabilitate Taxiway
New York	John F Kennedy International	Primary	168	71,381	Wildlife Hazard Assessments
New York	La Guardia	Primary	128	1,262,767	Security Enhancements
New York	La Guardia	Primary	129	2,627,206	Security Enhancements
New York	La Guardia	Primary	130	1,531,011	Noise Mitigation Measures for Public Buildings
New York	La Guardia	Primary	131	53,650	Wildlife Hazard Assessments
Newburgh	Stewart International	Primary	64	324,710	VALE Infrastructure
Newburgh	Stewart International	Primary	65	4,734,126	Rehabilitate Taxiway Lighting
Niagara Falls	Niagara Falls International	Reliever	32	71,054	Remove Obstructions
North Babylon	Republic	Reliever	38	1,848,205	Construct Taxiway
North Babylon	Republic	Reliever	39	91,384	Install Guidance Signs, Rehabilitate Runway
Ogdensburg	Ogdensburg International	Commercial Service	33	1,121,000	Expand Apron, Rehabilitate Apron
Ogdensburg	Ogdensburg International	Commercial Service	34	194,750	Install Runway Vertical/Visual Guidance System
Ogdensburg	Ogdensburg International	Commercial Service	35	52,659	Remove Obstructions
Ogdensburg	Ogdensburg International	Commercial Service	36	84,000	Wildlife Hazard Assessments
Ogdensburg	Ogdensburg International	Commercial Service	37	95,000	Rehabilitate Taxiway
Penn Yan	Penn Yan	General Aviation	25	239,769	Rehabilitate Runway, Remove Obstructions
Piseco	Piseco	General Aviation	19	66,500	Remove Obstructions

State/City	Airport/Project Location	Service Level	Grant Number	Federal Funds	Description of Project
Plattsburgh	Plattsburgh International	Commercial Service	26	1,723,300	Construct Parking Lot, Construct Utilities [MAP]
Plattsburgh	Plattsburgh International	Commercial Service	27	81,700	Conduct Miscellaneous Study
Plattsburgh	Plattsburgh International	Commercial Service	28	1,154,780	Improve Building
Plattsburgh	Plattsburgh International	Commercial Service	29	218,500	Update Airport Master Plan Study
Plattsburgh	Plattsburgh International	Commercial Service	30	425,600	Rehabilitate Taxiway, Rehabilitate Taxiway Lighting
Potsdam	Potsdam Municipal/Damon Field/	General Aviation	19	98,800	Conduct aeronautical survey for WAAS approach
Potsdam	Potsdam Municipal/Damon Field/	General Aviation	23	160,676	Update Airport Master Plan Study
Poughkeepsie	Dutchess County	General Aviation	31	208,050	Rehabilitate Apron
Poughkeepsie	Dutchess County	General Aviation	32	1,201,750	Remove Obstructions
Rochester	Greater Rochester International	Primary	64	3,477,157	Rehabilitate Runway
Rochester	Greater Rochester International	Primary	66	2,651,162	Rehabilitate Runway, Rehabilitate Taxiway
Rochester	Greater Rochester International	Primary	67	2,451,000	Rehabilitate Taxiway
Rome	Griffiss International	General Aviation	20	2,446,250	Rehabilitate Building
Rome	Griffiss International	General Aviation	21	85,500	Conduct Miscellaneous Study, Wildlife Hazard Assessments
Rome	Griffiss International	General Aviation	22	1,140,000	Construct Access Road
Rome	Griffiss International	General Aviation	23	2,527,000	Rehabilitate Runway
Saranac Lake	Adirondack Regional	Commercial Service	46	167,246	Light Obstructions
Saranac Lake	Adirondack Regional	Commercial Service	47	1,535,893	Rehabilitate Runway
Schenectady	Schenectady County	Reliever	43	30,400	Remove Obstructions
Schenectady	Schenectady County	Reliever	44	181,450	Rehabilitate Apron
Schroon Lake	Schroon Lake	General Aviation	8	63,289	Remove Obstructions
Seneca Falls	Finger Lakes Regional	General Aviation	18	156,750	Rehabilitate Runway, Update Airport Master Plan Study
Sidney	Sidney Municipal	General Aviation	14	171,000	Update Airport Master Plan Study
Sodus	Williamson-Sodus	Reliever	20	299,131	Rehabilitate Taxiway
Sodus	Williamson-Sodus	Reliever	22	50,920	Rehabilitate Runway
Syracuse	Syracuse Hancock International	Primary	104	80,750	Conduct Miscellaneous Study
Syracuse	Syracuse Hancock International	Primary	105	244,331	Construct Service Road, Security Enhancements
Syracuse	Syracuse Hancock International	Primary	106	50,335	Conduct Miscellaneous Study
Syracuse	Syracuse Hancock International	Primary	107	171,000	Acquire Friction Measuring Equipment
Syracuse	Syracuse Hancock International	Primary	108	798,000	Rehabilitate Taxiway
Syracuse	Syracuse Hancock International	Primary	109	126,350	Improve Access Road

State/City	Airport/Project Location	Service Level	Grant Number	Federal Funds	Description of Project
Syracuse	Syracuse Hancock International	Primary	110	1,001,300	Improve Terminal Building
Syracuse	Syracuse Hancock International	Primary	111	134,900	Remove Obstructions
Syracuse	Syracuse Hancock International	Primary	112	1,807,850	Rehabilitate Runway
Ticonderoga	Ticonderoga Municipal	General Aviation	18	86,792	Rehabilitate Runway
Watertown	Watertown International	Commercial Service	28	64,600	Rehabilitate Aircraft Rescue & Fire Fighting Building
Watertown	Watertown International	Commercial Service	29	331,563	Acquire Aircraft Rescue & Fire Fighting Vehicle
Watertown	Watertown International	Commercial Service	30	1,042,746	Rehabilitate Taxiway
Watertown	Watertown International	Commercial Service	31	246,620	Extend Runway
Wellsville	Wellsville Municipal Airport, Tarantine Field	General Aviation	22	68,876	Install Perimeter Fencing, Install Runway Vertical/Visual Guidance System, Light Obstructions
Wellsville	Wellsville Municipal Airport, Tarantine Field	General Aviation	23	297,654	Install Runway Vertical/Visual Guidance System, Light Obstructions
Westhampton Beach	Francis S Gabreski	General Aviation	13	6,971,130	Rehabilitate Runway
White Plains	Westchester County	Primary	91	1,057,892	Rehabilitate Access Road
White Plains	Westchester County	Primary	94	2,357,109	Rehabilitate Access Road
White Plains	Westchester County	Primary	95	228,950	Rehabilitate Taxiway
White Plains	Westchester County	Primary	96	171,000	Noise Mitigation Measures
White Plains	Westchester County	Primary	97	473,991	Acquire Aircraft Deicing Equipment
White Plains	Westchester County	Primary	98	231,064	Security Enhancements
Subtotal FY 2009 Funds				<b>111,434,696</b>	
<b>North Carolina</b>					
Asheville	Asheville Regional	Primary	34	1,889,029	Construct Apron
Asheville	Asheville Regional	Primary	36	2,650,938	Expand Apron, Improve Access Road, Rehabilitate Runway
Charlotte	Charlotte/Douglas International	Primary	58	14,340,842	Construct Runway
Charlotte	Charlotte/Douglas International	Primary	59	6,905,070	Construct Runway
Charlotte	Charlotte/Douglas International	Primary	60	562,500	Extend Taxiway
Fayetteville	Fayetteville Regional/Grannis Field	Primary	35	549,338	Improve Aircraft Rescue & Fire Fighting Building
Fayetteville	Fayetteville Regional/Grannis Field	Primary	36	1,100,305	Improve Aircraft Rescue & Fire Fighting Building
Greensboro	Piedmont Triad International	Primary	56	7,465,744	Construct Runway
Greensboro	Piedmont Triad International	Primary	57	8,010,000	Construct Taxiway, Extend Taxiway
Greensboro	Piedmont Triad International	Primary	59	3,009,289	Construct Runway
Greenville	Pitt-Greenville	Primary	31	991,855	Expand Terminal Building
Greenville	Pitt-Greenville	Primary	33	1,342,613	Improve Terminal Building
Hickory	Hickory Regional	General Aviation	23	1,145,824	Rehabilitate Taxiway
Jacksonville	Albert J Ellis	Primary	29	445,550	Improve Utilities, Install Apron

State/City	Airport/Project Location	Service Level	Grant Number	Federal Funds	Description of Project
					Lighting
Jacksonville	Albert J Ellis	Primary	30	220,096	Improve Terminal Building, Rehabilitate Airport Beacons
Kinston	Kinston Regional Jetport at Stallings Field	Primary	27	324,621	Construct Taxiway
Kinston	Kinston Regional Jetport at Stallings Field	Primary	28	675,379	Install Perimeter Fencing, Modify Aircraft Rescue & Fire Fighting Building, Rehabilitate Apron, Rehabilitate Taxiway, Rehabilitate Terminal Building
New Bern	Coastal Carolina Regional	Primary	31	892,409	Acquire Land for Development, Conduct Miscellaneous Study, Improve Runway Safety Area
New Bern	Craven County Regional	Primary	30	739,504	Acquire Land for Development, Rehabilitate Taxiway, Remove Obstructions
Raleigh	North Carolina State Block Grant Program	System Plan	35	7,965,118	Non primary development projects in state block grant program
Raleigh	North Carolina State Block Grant Program	System Plan	38	21,215,691	Non primary development projects in state block grant program
Raleigh	Raleigh-Durham International	Primary	36	792,192	Rehabilitate Runway
Raleigh	Raleigh-Durham International	Primary	38	1,601,334	Rehabilitate Runway
Wilmington	Wilmington International	Primary	41	915,661	Rehabilitate Apron
Wilmington	Wilmington International	Primary	42	4,305,048	Improve Airport Drainage, Rehabilitate Apron
<b>Subtotal FY 2009 Funds</b>				<b>90,055,950</b>	
<b>North Dakota</b>					
Bismarck	Bismarck Municipal	Primary	41	561,975	Rehabilitate Taxiway
Bismarck	Bismarck Municipal	Primary	42	1,169,199	Construct Taxiway
Bismarck	State of North Dakota	System Plan	7	400,000	Update State System Plan Study
Bismarck	State of North Dakota	System Plan	8	182,113	Update State System Plan Study
Bowman	Bowman Municipal	General Aviation	8	75,000	Update Airport Master Plan Study
Bowman	Bowman Municipal	General Aviation	9	54,150	Rehabilitate Apron, Rehabilitate Runway, Rehabilitate Taxiway, Update Airport Master Plan Study
Carrington	Carrington Municipal	General Aviation	7	410,875	Rehabilitate Apron
Casselton	Casselton Robert Miller Regional	General Aviation	16	59,090	Acquire Snow Removal Equipment
Casselton	Casselton Robert Miller Regional	General Aviation	17	115,696	Rehabilitate Runway
Cavalier	Cavalier Municipal	General Aviation	7	137,680	Acquire Snow Removal Equipment, Rehabilitate Runway
Cavalier	Cavalier Municipal	General Aviation	8	104,530	Construct Fuel Farm, Update Airport Master Plan Study
Cooperstown	Cooperstown Municipal	General Aviation	8	334,162	Rehabilitate Runway Lighting
Crosby	Crosby Municipal	General Aviation	8	54,956	Rehabilitate Apron, Rehabilitate Runway

State/City	Airport/Project Location	Service Level	Grant Number	Federal Funds	Description of Project
Devils Lake	Devils Lake Regional	Commercial Service	27	700,000	Install Perimeter Fencing
Dickinson	Dickinson - Theodore Roosevelt Regional	Commercial Service	22	249,507	Expand Terminal Building
Dickinson	Dickinson - Theodore Roosevelt Regional	Commercial Service	23	125,910	Acquire Snow Removal Equipment, Rehabilitate Runway, Rehabilitate Taxiway
Dunseith	International Peace Garden	General Aviation	4	94,038	Improve Access Road
Edgeley	Edgeley Municipal	General Aviation	8	30,537	Construct Taxiway, Rehabilitate Runway
Edgeley	Edgeley Municipal	General Aviation	9	148,298	Construct Taxiway
Fargo	Hector International	Primary	35	63,886	Improve Airport Drainage
Fargo	Hector International	Primary	36	610,095	Improve Airport Drainage
Fort Yates	Standing Rock	General Aviation	5	705,955	Install Perimeter Fencing, Rehabilitate Runway Lighting, Remove Obstructions
Garrison	Garrison Municipal	General Aviation	6	143,168	Acquire Snow Removal Equipment, Rehabilitate Runway
Grand Forks	Grand Forks International	Primary	34	371,734	Construct Terminal Building
Grand Forks	Grand Forks International	Primary	36	4,476,348	Construct Terminal Building
Grand Forks	Grand Forks International	Primary	37	2,400,000	Construct Terminal Building
Gwinner	Gwinner-Roger Melroe Field	General Aviation	8	43,700	Construct Access Road, Construct Apron, Construct Taxiway, Rehabilitate Runway
Harvey	Harvey Municipal	General Aviation	5	77,604	Construct Fuel Farm, Install Miscellaneous NAVAIDS
Harvey	Harvey Municipal	General Aviation	6	122,706	Update Airport Master Plan Study
Harvey	Harvey Municipal	General Aviation	7	136,660	Acquire Snow Removal Equipment
Hazen	Mercer County Regional	General Aviation	8	35,298	Acquire Snow Removal Equipment
Hettinger	Hettinger Municipal	General Aviation	9	110,298	Acquire Snow Removal Equipment, Rehabilitate Airport Beacons, Rehabilitate Runway
Hillsboro	Hillsboro Municipal	General Aviation	12	254,222	Acquire Land For Approaches, Acquire Snow Removal Equipment, Improve Terminal Building, Rehabilitate Apron, Rehabilitate Runway, Rehabilitate Taxiway
Jamestown	Jamestown Regional	General Aviation	28	446,500	Rehabilitate Runway
Jamestown	Jamestown Regional	General Aviation	29	207,850	Expand Terminal Building
Jamestown	Jamestown Regional	General Aviation	30	604,090	Acquire Snow Removal Equipment, Environmental Mitigation, Rehabilitate Runway
Kindred	Hamry Field	General Aviation	10	377,569	Construct Building
Lakota	Lakota Municipal	General Aviation	7	555,750	Construct Building
Langdon	Robertson Field	General Aviation	7	45,824	Improve Terminal Building, Rehabilitate Runway
Langdon	Robertson Field	General Aviation	8	82,353	Rehabilitate Apron, Rehabilitate Runway Lighting

State/City	Airport/Project Location	Service Level	Grant Number	Federal Funds	Description of Project
Linton	Linton Municipal	General Aviation	9	88,053	Improve Terminal Building, Rehabilitate Apron, Rehabilitate Runway, Rehabilitate Taxiway
Lisbon	Lisbon Municipal	General Aviation	7	73,792	Construct Fuel Farm, Widen Taxiway
Lisbon	Lisbon Municipal	General Aviation	8	162,116	Construct Taxiway, Rehabilitate Runway
Mandan	Mandan Municipal	General Aviation	13	239,400	Construct Access Road, Construct Taxiway, Rehabilitate Runway
Minot	Minot International	Primary	37	310,624	Acquire Snow Removal Equipment, Conduct Environmental Study, Rehabilitate Taxiway Lighting, Security Enhancements
Minot	Minot International	Primary	38	186,349	Rehabilitate Taxiway Lighting
Minot	Minot International	Primary	39	686,212	Improve Terminal Building
Mohall	Mohall Municipal	General Aviation	6	154,207	Acquire Snow Removal Equipment, Rehabilitate Apron, Rehabilitate Runway, Rehabilitate Taxiway
Mott	Mott Municipal	General Aviation	8	659,212	Install Miscellaneous NAVAIDS, Rehabilitate Apron, Rehabilitate Runway Lighting, Rehabilitate Taxiway
Pembina	Pembina Municipal	General Aviation	6	941,734	Rehabilitate Apron, Rehabilitate Runway, Rehabilitate Taxiway
Portland	New	System Plan	2	42,750	Conduct Environmental Study
Rugby	Rugby Municipal	General Aviation	9	84,789	Improve Fuel Farm, Update Airport Master Plan Study
Rugby	Rugby Municipal	General Aviation	10	60,712	Rehabilitate Apron, Rehabilitate Runway
Stanley	Stanley Municipal	General Aviation	7	124,450	Improve Building, Install Airport Beacons, Rehabilitate Runway, Update Airport Master Plan Study
Valley City	Barnes County Municipal	General Aviation	10	88,295	Rehabilitate Runway
Wahpeton	Harry Stern	General Aviation	12	71,950	Rehabilitate Runway
Wahpeton	Harry Stern	General Aviation	13	124,563	Rehabilitate Runway
Washburn	Washburn Municipal	General Aviation	10	206,812	Construct Terminal Building, Environmental Mitigation, Rehabilitate Apron, Rehabilitate Runway, Rehabilitate Taxiway
Watford City	Watford City Municipal	General Aviation	10	79,137	Rehabilitate Apron, Rehabilitate Runway, Rehabilitate Taxiway, Update Airport Master Plan Study
Williston	Sloulin Field International	Primary	30	302,401	Construct Terminal Building
Williston	Sloulin Field International	Primary	31	2,056,750	Rehabilitate Runway, Rehabilitate Taxiway
Subtotal FY 2009 Funds				<b>23,623,634</b>	
<b>Northern Mariana Islands</b>					
Saipan	Francisco C. Ada/Saipan International	Primary	59	2,317,898	Acquire Emergency Generator

State/City	Airport/Project Location	Service Level	Grant Number	Federal Funds	Description of Project
Saipan	Francisco C. Ada/Saipan International	Primary	61	1,885,902	Acquire Emergency Generator
Saipan	Francisco C. Ada/Saipan International	Primary	62	2,197,034	Improve Terminal Building
Saipan	Francisco C. Ada/Saipan International	Primary	63	3,200,000	Rehabilitate Runway
Subtotal FY 2009 Funds				<b>9,600,834</b>	
<b>Ohio</b>					
Akron	Akron Fulton International	General Aviation	16	807,500	Rehabilitate Taxiway
Akron	Akron-Canton Regional	Primary	50	12,678,077	Extend Runway
Akron	Akron-Canton Regional	Primary	51	1,624,500	Acquire Aircraft Rescue & Fire Fighting Vehicle, Improve Terminal Building
Ashland	Ashland County	General Aviation	8	51,000	Acquire Snow Removal Equipment
Ashtabula	Ashtabula County	General Aviation	11	798,693	Improve Runway Safety Area
Ashtabula	Ashtabula County	General Aviation	12	692,231	Improve Runway Safety Area
Athens	Ohio University Snyder Field	General Aviation	16	191,168	Improve Runway Safety Area
Barnesville	Barnesville-Bradfield	General Aviation	7	112,378	Install Miscellaneous NAVAIDS, Install Perimeter Fencing, Install Runway Vertical/Visual Guidance System, Rehabilitate Runway
Bellefontaine	Bellefontaine Regional	General Aviation	8	300,000	Construct Access Road, Construct Parking Lot, Construct Taxiway, Construct Utilities
Bowling Green	Wood County	General Aviation	20	105,932	Construct Terminal Building, Expand Apron
Bowling Green	Wood County	General Aviation	21	69,759	Acquire Snow Removal Equipment, Construct Snow Removal Equipment Building
Bryan	Williams County	General Aviation	6	209,417	Acquire Miscellaneous Land, Remove Obstructions
Bucyrus	Port Bucyrus-Crawford County	General Aviation	5	150,000	Acquire Land For Approaches, Acquire Miscellaneous Land
Cadiz	Harrison County	General Aviation	9	142,398	Rehabilitate Runway
Cambridge	Cambridge Municipal	General Aviation	9	159,495	Install Weather Reporting Equipment, Rehabilitate Runway
Carrollton	Carroll County-Tolson	General Aviation	7	57,950	Improve Runway Safety Area
Celina	Lakefield	General Aviation	12	68,073	Acquire Land For Approaches, Expand Apron
Celina	Lakefield	General Aviation	13	108,015	Construct Taxiway, Improve Airport Drainage, Remove Obstructions
Chillicothe	Ross County	General Aviation	12	703,386	Extend Taxiway, Remove Obstructions
Circleville	Pickaway County Memorial	General Aviation	10	124,092	Install Perimeter Fencing
Cleveland	Cleveland-Hopkins International	Primary	89	17,288,867	Construct Runway, Extend Runway
Cleveland	Cleveland-Hopkins International	Primary	92	1,649,650	Construct Runway



State/City	Airport/Project Location	Service Level	Grant Number	Federal Funds	Description of Project
Cleveland	Cleveland-Hopkins International	Primary	93	3,000,000	Construct Apron
Cleveland	Cuyahoga County	Reliever	20	1,800,000	Conduct Airport Master Plan Study, Rehabilitate Taxiway
Columbus	Bolton Field	Reliever	20	71,879	Install Emergency Generator
Columbus	Port Columbus International	Primary	70	77,864	Update Airport Master Plan Study
Columbus	Port Columbus International	Primary	71	436,437	Acquire Land for Development
Columbus	Port Columbus International	Primary	72	473,894	Acquire Land for Development
Columbus	Rickenbacker International	Commercial Service	38	5,478,976	Rehabilitate Runway
Coshocton	Richard Downing	General Aviation	15	434,150	Extend Runway
Crestline	Galion Municipal	General Aviation	8	138,881	Acquire Snow Removal Equipment, Rehabilitate Taxiway
Dayton	Dayton-Wright Brothers	Reliever	11	168,369	Conduct Miscellaneous Study, Rehabilitate Runway
Dayton	James M Cox Dayton International	Primary	70	1,758,281	Construct Service Road
Dayton	James M Cox Dayton International	Primary	71	4,442,758	Rehabilitate Apron, Rehabilitate Taxiway
Dayton	James M Cox Dayton International	Primary	72	5,928,858	Acquire Land for Noise Compatibility within 65 - 69 DNL, Security Enhancements
Defiance	Defiance Memorial	General Aviation	7	219,301	Construct Taxiway
Defiance	Defiance Memorial	General Aviation	8	355,461	Construct Taxiway
Delaware	Delaware Municipal	General Aviation	16	159,373	Acquire Easement For Approaches
East Liverpool	Columbiana County	General Aviation	12	52,250	Construct Snow Removal Equipment Building
East Liverpool	Columbiana County	General Aviation	13	52,250	Rehabilitate Runway
Findlay	Findlay	General Aviation	18	123,025	Construct Taxiway
Findlay	Findlay	General Aviation	20	176,975	Install Runway Vertical/Visual Guidance System
Fostoria	Fostoria Metropolitan	General Aviation	9	118,404	Extend Runway
Fostoria	Fostoria Metropolitan	General Aviation	10	171,017	Extend Runway, Rehabilitate Apron
Fremont	Sandusky County Regional	General Aviation	16	313,700	Conduct aeronautical survey for WAAS approach, Extend Taxiway, Improve Airport Drainage
Georgetown	Brown County	General Aviation	7	59,053	Rehabilitate Runway Lighting
Hamilton	Butler County Regional	Reliever	20	150,000	Acquire Land for Development
Harrison	Cincinnati West	General Aviation	9	40,574	Install Weather Reporting Equipment, Rehabilitate Apron, Rehabilitate Taxiway
Jackson	James A Rhodes	General Aviation	8	27,550	Rehabilitate Runway
Kenton	Hardin County	General Aviation	7	235,728	Construct Taxiway

State/City	Airport/Project Location	Service Level	Grant Number	Federal Funds	Description of Project
Kenton	Hardin County	General Aviation	8	84,629	Install Taxiway Lighting
Lancaster	Fairfield County	General Aviation	18	90,168	Install Perimeter Fencing, Remove Obstructions
Lancaster	Fairfield County	General Aviation	19	87,457	Remove Obstructions
Lebanon	Lebanon-Warren County	General Aviation	9	1,022,035	Acquire Land for Development
Lebanon	Lebanon-Warren County	General Aviation	10	70,400	Conduct aeronautical survey for WAAS approach
Lebanon	Lebanon-Warren County	General Aviation	11	101,307	Acquire Land for Development
Lima	Lima Allen County	General Aviation	12	2,605,302	Extend Runway, Improve Runway Safety Area
London	Madison County	General Aviation	13	55,351	Improve Access Road
Mansfield	Mansfield Lahm Regional	General Aviation	24	61,750	Rehabilitate Taxiway Lighting
Marion	Marion Municipal	General Aviation	19	189,822	Acquire Easement For Approaches, Construct Taxiway, Improve Airport Drainage, Rehabilitate Runway
Marysville	Union County	General Aviation	17	58,276	Install Weather Reporting Equipment, Rehabilitate Taxiway
McArthur	Vinton County	General Aviation	8	196,174	Improve Runway Safety Area, Remove Obstructions
McArthur	Vinton County	General Aviation	9	248,789	Improve Runway Safety Area, Remove Obstructions
Medina	Medina Municipal	Reliever	10	458,854	Construct Building, Expand Apron
Middle Bass	Middle Bass Island	General Aviation	15	81,732	Install Apron Lighting, Rehabilitate Runway, Update Airport Master Plan Study
Middlefield	Geauga County	General Aviation	13	133,067	Rehabilitate Apron, Rehabilitate Runway
Mount Gilead	Morrow County	General Aviation	7	150,000	Conduct Airport Master Plan Study
Mount Vernon	Knox County	General Aviation	13	104,500	Update Airport Master Plan Study
Napoleon	Henry County	General Aviation	7	300,000	Improve Runway Safety Area, Install Runway Vertical/Visual Guidance System, Rehabilitate Runway, Rehabilitate Runway Lighting
New Lexington	Perry County	General Aviation	8	30,200	Acquire Miscellaneous Land, Conduct Miscellaneous Study
New Philadelphia	Harry Clever Field	General Aviation	8	145,313	Expand Apron
Newark	Newark-Heath	General Aviation	22	37,477	Acquire Land For Approaches
Newark	Newark-Heath	General Aviation	23	109,193	Remove Obstructions
Ottawa	Putnam County	General Aviation	7	113,525	Acquire Miscellaneous Land
Oxford	Miami University	General Aviation	7	170,253	Install Weather Reporting Equipment
Port Clinton	Carl R Keller Field	General Aviation	26	45,600	Rehabilitate Apron, Rehabilitate Runway

State/City	Airport/Project Location	Service Level	Grant Number	Federal Funds	Description of Project
Port Clinton	Carl R Keller Field	General Aviation	27	104,400	Rehabilitate Runway
Portsmouth	Greater Portsmouth Regional	General Aviation	13	110,338	Install Perimeter Fencing, Install Weather Reporting Equipment, Rehabilitate Runway
Put-in-Bay	Put-in-Bay	General Aviation	16	428,329	Acquire Snow Removal Equipment, Improve Airport Drainage, Rehabilitate Runway, Remove Obstructions
Ravenna	Portage County	General Aviation	23	287,850	Acquire Land for Development, Remove Obstructions
Sidney	Sidney Municipal	General Aviation	12	356,787	Improve Runway Safety Area, Update Airport Master Plan Study
Sidney	Sidney Municipal	General Aviation	13	38,000	Rehabilitate Runway Lighting
Springfield	Springfield-Beckley Municipal	General Aviation	19	303,374	Acquire Land For Approaches, Acquire Safety Equipment and/or Fencing, Rehabilitate Runway, Rehabilitate Taxiway
Steubenville	Jefferson County Airpark	General Aviation	14	208,447	Rehabilitate Apron, Update Airport Master Plan Study
Tiffin	Seneca County	General Aviation	6	177,450	Install Airfield Guidance Signs, Install Taxiway Lighting
Toledo	Toledo Express	Primary	69	900,000	Acquire Snow Removal Equipment
Toledo	Toledo Express	Primary	70	656,450	Construct Deicing Containment Facility, Rehabilitate Runway, Rehabilitate Taxiway
Urbana	Grimes Field	General Aviation	15	194,000	Acquire Land for Development
Versailles	Darke County	General Aviation	6	272,246	Acquire Land For Approaches
Wadsworth	Wadsworth Municipal	General Aviation	12	484,535	Acquire Land for Development
Wadsworth	Wadsworth Municipal	General Aviation	13	93,149	Acquire Land for Development
Wapakoneta	Neil Armstrong	General Aviation	12	50,999	Strengthen Apron
Wapakoneta	Neil Armstrong	General Aviation	13	94,687	Install Runway Vertical/Visual Guidance System, Strengthen Apron
Wauseon	Fulton County	General Aviation	8	69,160	Extend Taxiway
Waverly	Pike County	General Aviation	7	37,741	Acquire Land for Development
Waverly	Pike County	General Aviation	8	304,067	Construct Building, Improve Airport Drainage, Update Airport Master Plan Study
Wilmington	Clinton Field	General Aviation	6	449,919	Improve Airport Drainage, Rehabilitate Runway, Rehabilitate Taxiway, Update Airport Master Plan Study
Woodsfield	Monroe County	General Aviation	9	263,085	Rehabilitate Apron, Rehabilitate Taxiway
Wooster	Wayne County	General Aviation	17	51,151	Rehabilitate Runway Lighting
Xenia	Greene County-Lewis A. Jackson Regional	General Aviation	14	110,141	Construct Taxiway

State/City	Airport/Project Location	Service Level	Grant Number	Federal Funds	Description of Project
Xenia	Greene County-Lewis A. Jackson Regional	General Aviation	15	89,843	Install Taxiway Lighting, Install Weather Reporting Equipment
Youngstown	Youngstown-Warren Regional	Primary	37	399,887	Rehabilitate Runway
Zanesville	Zanesville Municipal	General Aviation	10	151,525	Rehabilitate Taxiway
<b>Subtotal FY 2009 Funds</b>				<b>77,996,323</b>	
<b>Oklahoma</b>					
Altus	Altus/Quartz Mountain Regional	General Aviation	9	516,179	Expand Apron, Install Perimeter Fencing, Install Taxiway Lighting
Alva	Alva Regional	General Aviation	7	3,979,244	Construct Runway
Ardmore	Ardmore Downtown Executive	General Aviation	9	262,225	Rehabilitate Apron
Atoka	Atoka Municipal	General Aviation	6	83,809	Update Airport Master Plan Study
Bristow	Jones Memorial	General Aviation	5	188,100	Improve Runway Safety Area, Rehabilitate Apron, Rehabilitate Runway, Rehabilitate Runway Lighting, Rehabilitate Taxiway
Burns Flat	Clinton-Sherman	General Aviation	4	266,852	Install Miscellaneous NAVAIDS, Install Runway Vertical/Visual Guidance System
Carnegie	Carnegie Municipal	General Aviation	2	525,158	Rehabilitate Runway
Cheyenne	Mignon Laird Municipal	General Aviation	3	126,192	Construct Access Road, Install Perimeter Fencing
Chickasha	Chickasha Municipal	General Aviation	7	55,723	Expand Apron, Rehabilitate Runway
Chickasha	Chickasha Municipal	General Aviation	8	123,319	Expand Apron, Rehabilitate Runway
Claremore	Claremore Regional	General Aviation	13	289,751	Rehabilitate Apron, Rehabilitate Runway
Cleveland	Cleveland Municipal	General Aviation	5	156,254	Improve Runway Safety Area
Clinton	Clinton Regional	General Aviation	8	241,395	Construct Taxiway
Cordell	Cordell Municipal	General Aviation	3	367,059	Rehabilitate Runway
Cushing	Cushing Municipal	General Aviation	10	258,400	Expand Apron, Rehabilitate Runway
Duncan	Halliburton Field	General Aviation	10	103,712	Construct Terminal Building
Durant	Eaker Field	General Aviation	7	2,223,305	Construct Taxiway, Improve Runway Safety Area
Durant	Eaker Field	General Aviation	8	1,368,232	Construct Taxiway
El Reno	El Reno Regional	General Aviation	8	80,085	Rehabilitate Apron
Elk City	Elk City Regional Business	General Aviation	10	167,492	Acquire Miscellaneous Land
Enid	Enid Woodring Regional	General Aviation	21	48,450	Rehabilitate Apron
Enid	Enid Woodring Regional	General Aviation	22	249,938	Rehabilitate Apron
Eufaula	Eufaula Municipal	General Aviation	5	248,630	Construct Apron, Install Perimeter Fencing

State/City	Airport/Project Location	Service Level	Grant Number	Federal Funds	Description of Project
Fairview	Fairview Municipal	General Aviation	6	596,023	Rehabilitate Apron
Frederick	Frederick Regional	General Aviation	6	84,332	Rehabilitate Apron, Rehabilitate Runway, Rehabilitate Taxiway
Grandfield	Grandfield Municipal	General Aviation	7	21,375	Rehabilitate Runway
Grove	Grove Municipal	General Aviation	13	262,772	Install Perimeter Fencing, Rehabilitate Taxiway
Guymon	Guymon Municipal	General Aviation	12	54,228	Construct Terminal Building
Hominy	Hominy Municipal	General Aviation	5	186,200	Improve Access Road, Install Miscellaneous NAVAIDS
Hooker	Hooker Municipal	General Aviation	3	145,777	Rehabilitate Apron, Rehabilitate Taxiway
Idabel	McCurtain County Regional	General Aviation	8	249,521	Improve Airport Drainage, Improve Runway Safety Area
Lawton	Lawton-Fort Sill Regional	Primary	24	737,102	Rehabilitate Runway, Rehabilitate Taxiway
Mangum	Scott Field	General Aviation	3	175,414	Conduct aeronautical survey for WAAS approach, Construct Access Road, Install Perimeter Fencing
Muskogee	Davis Field	General Aviation	7	64,980	Improve Runway Safety Area, Update Airport Master Plan Study
Norman	University of Oklahoma Westheimer	Reliever	21	92,164	Update Airport Master Plan Study
Okeene	Christman Airfield	General Aviation	5	163,742	Install Runway Lighting
Okemah	Okemah Municipal	System Plan	2	132,050	Construct New Airport
Oklahoma City	Clarence E Page Municipal	General Aviation	10	594,294	Construct Taxiway, Rehabilitate Taxiway
Oklahoma City	State of Oklahoma	System Plan	9	542,242	Update State System Plan Study
Oklahoma City	Wiley Post	Reliever	19	115,000	Rehabilitate Taxiway
Oklahoma City	Will Rogers World	Primary	57	4,300,000	Acquire Aircraft Rescue & Fire Fighting Vehicle, Construct Service Road, Install Runway Vertical/Visual Guidance System, Rehabilitate Taxiway
Oklahoma City	Will Rogers World	Primary	58	525,000	Collect airport data for Airports Geographic Information System
Okmulgee	Okmulgee Regional	General Aviation	13	180,025	Rehabilitate Taxiway
Okmulgee	Okmulgee Regional	General Aviation	15	50,301	Construct Taxiway
Pauls Valley	Pauls Valley Municipal	General Aviation	9	69,772	Rehabilitate Airport Beacons
Perry	Perry Municipal	General Aviation	8	224,736	Rehabilitate Runway, Rehabilitate Taxiway
Ponca City	Ponca City Regional	General Aviation	14	3,550,000	Construct Taxiway
Poteau	Robert S Kerr	General Aviation	9	317,244	Construct Taxiway
Sayre	Sayre Municipal	General Aviation	4	299,568	Improve Airport Drainage, Install Miscellaneous NAVAIDS, Rehabilitate Runway
Seminole	Seminole Municipal	General Aviation	10	56,162	Rehabilitate Taxiway
Seminole	Seminole Municipal	General Aviation	11	233,795	Rehabilitate Taxiway

State/City	Airport/Project Location	Service Level	Grant Number	Federal Funds	Description of Project
Shawnee	Shawnee Regional	General Aviation	13	388,972	Rehabilitate Runway, Rehabilitate Taxiway
Skiatook	Skiatook Municipal	General Aviation	5	248,900	Extend Runway, Extend Taxiway, Install Airport Beacons
Stroud	Stroud Municipal	General Aviation	6	112,100	Rehabilitate Taxiway
Tahlequah	Tahlequah Municipal	General Aviation	8	320,576	Construct Taxiway
Thomas	Thomas Municipal	General Aviation	6	115,900	Conduct aeronautical survey for WAAS approach, Extend Runway, Update Airport Master Plan Study
Thomas	Thomas Municipal	General Aviation	7	327,947	Extend Runway, Install Miscellaneous NAVAIDS, Install Runway Lighting
Tishomingo	Tishomingo Airpark	General Aviation	1	64,600	Conduct Airport Master Plan Study
Tulsa	Richard Lloyd Jones Jr	Reliever	21	48,693	Rehabilitate Service Road
Tulsa	Richard Lloyd Jones Jr	Reliever	22	88,212	Rehabilitate Service Road
Tulsa	Tulsa International	Primary	69	836,000	Construct Taxiway
Tulsa	Tulsa International	Primary	70	6,930,000	Noise Mitigation Measures for Residences within 65 - 69 DNL
Tulsa	Tulsa International	Primary	71	790,798	Acquire Snow Removal Equipment, Install Runway Sensors
Tulsa	Tulsa International	Primary	72	1,421,625	Rehabilitate Runway, Rehabilitate Taxiway
Tulsa	Tulsa International	Primary	73	268,333	Conduct aeronautical survey for WAAS approach, Construct Runway
Watonga	Watonga Regional	General Aviation	5	457,363	Extend Taxiway, Rehabilitate Runway
Woodward	West Woodward	General Aviation	6	138,510	Improve Runway Safety Area, Install Weather Reporting Equipment, Update Airport Master Plan Study
Subtotal FY 2009 Funds				<b>38,511,852</b>	
<b>Oregon</b>					
Ashland	Ashland Municipal-Summer Parker Field	General Aviation	8	199,000	Install Runway Vertical/Visual Guidance System, Rehabilitate Runway
Aurora	Aurora State	General Aviation	14	100,000	Remove Obstructions
Aurora	Aurora State	General Aviation	15	534,431	Conduct Miscellaneous Study
Bandon	Bandon State	General Aviation	4	142,500	Improve Runway Safety Area, Install Perimeter Fencing, Install Weather Reporting Equipment, Remove Obstructions
Bend	Bend Municipal	General Aviation	17	48,693	Construct Taxiway
Bend	Bend Municipal	General Aviation	18	101,307	Construct Taxiway
Bend	Bend Municipal	General Aviation	19	2,800,000	Construct Taxiway
Brookings	Brookings	General Aviation	8	48,693	Rehabilitate Apron
Brookings	Brookings	General Aviation	9	23,330	Rehabilitate Apron, Rehabilitate Taxiway
Burns	Burns Municipal	General	8	48,693	Rehabilitate Runway

State/City	Airport/Project Location	Service Level	Grant Number	Federal Funds	Description of Project
		Aviation			
Burns	Burns Municipal	General Aviation	9	114,483	Rehabilitate Runway, Rehabilitate Taxiway
Cave Junction	Illinois Valley	General Aviation	4	216,273	Install Perimeter Fencing
Cottage Grove	Cottage Grove State	General Aviation	5	80,000	Remove Obstructions
Creswell	Hobby Field	General Aviation	8	132,193	Improve Utilities
Eugene	Mahlon Sweet Field	Primary	42	893,118	Rehabilitate Apron
Eugene	Mahlon Sweet Field	Primary	44	4,942,804	Construct Aircraft Rescue & Fire Fighting Building, Rehabilitate Apron, Rehabilitate Taxiway
Grants Pass	Grants Pass	General Aviation	7	210,107	Rehabilitate Runway
Hermiston	Hermiston Municipal	General Aviation	6	100,000	Rehabilitate Runway
Hood River	Ken Jernstedt Airfield	General Aviation	5	273,693	Expand Apron
Hood River	Ken Jernstedt Airfield	General Aviation	6	326,307	Expand Apron, Install Miscellaneous NAVAIDS
John Day	Grant County Regional/Ogilvie Field	General Aviation	7	112,968	Install Airfield Guidance Signs, Install Runway Vertical/Visual Guidance System
Joseph	Joseph State	General Aviation	7	318,743	Install Miscellaneous NAVAIDS, Install Weather Reporting Equipment, Rehabilitate Runway
Klamath Falls	Klamath Falls	Primary	26	324,621	Rehabilitate Runway
Klamath Falls	Klamath Falls	Primary	27	10,975,379	Rehabilitate Runway
Klamath Falls	Klamath Falls	Primary	28	1,600,000	Rehabilitate Taxiway
La Grande	La Grande/Union County	General Aviation	13	48,693	Improve Runway Safety Area
Lebanon	Lebanon State	General Aviation	3	1,173,945	Rehabilitate Runway, Rehabilitate Taxiway
Lebanon	Lebanon State	General Aviation	4	360,898	Rehabilitate Runway, Rehabilitate Taxiway
Madras	City-County	General Aviation	5	150,000	Conduct Airport Master Plan Study
McMinnville	McMinnville Municipal	General Aviation	12	68,073	Construct Taxiway
McMinnville	McMinnville Municipal	General Aviation	13	120,687	Construct Taxiway, Rehabilitate Runway
McMinnville	McMinnville Municipal	General Aviation	14	1,650,000	Construct Taxiway
Medford	Rogue Valley International - Medford	Primary	33	778,597	Construct Terminal Building
Medford	Rogue Valley International - Medford	Primary	34	1,619,882	Construct Terminal Building
North Bend	Southwest Oregon Regional	Primary	29	324,621	Construct Terminal Building
North Bend	Southwest Oregon Regional	Primary	31	675,379	Construct Terminal Building, Rehabilitate Apron
Ontario	Ontario Municipal	General Aviation	8	124,168	Install Runway Lighting, Rehabilitate Apron, Rehabilitate Runway, Rehabilitate Taxiway
Pendleton	Eastern Oregon Regional at Pendleton	Commercial Service	18	119,399	Expand Aircraft Rescue & Fire Fighting Building

State/City	Airport/Project Location	Service Level	Grant Number	Federal Funds	Description of Project
Pendleton	Eastern Oregon Regional at Pendleton	Commercial Service	19	995,897	Expand Aircraft Rescue & Fire Fighting Building, Install Runway Incursion Caution Bars
Portland	Portland International	Primary	59	1,237,217	Extend Runway
Portland	Portland International	Primary	61	19,991,471	Extend Runway, Rehabilitate Runway
Portland	Portland-Hillsboro	Reliever	21	2,350,000	Extend Taxiway
Prineville	Prineville	General Aviation	8	2,197,906	Extend Runway
Prineville	Prineville	General Aviation	9	450,000	Extend Runway
Redmond	Roberts Field	Primary	31	653,100	Expand Terminal Building
Redmond	Roberts Field	Primary	32	1,358,785	Expand Terminal Building, Security Enhancements
Roseburg	Roseburg Regional	General Aviation	16	128,993	Construct Taxiway, Install Miscellaneous NAVAIDS
Salem	McNary Field	Primary	14	324,621	Expand Terminal Building, Rehabilitate Taxiway
Salem	McNary Field	Primary	15	565,379	Expand Terminal Building, Extend Taxiway, Install Perimeter Fencing, Rehabilitate Apron, Rehabilitate Runway, Rehabilitate Taxiway, Runway Incursion Markings
Salem	McNary Field	Primary	16	65,000	Update Airport Master Plan Study
Salem	State of Oregon	System Plan	8	127,268	Update State System Plan Study
Salem	Various Locations in Oregon	System Plan	23	343,644	Rehabilitate Apron, Rehabilitate Runway, Rehabilitate Taxiway
Salem	Various Locations in Oregon	System Plan	24	84,392	Install Airfield Guidance Signs, Install Miscellaneous NAVAIDS, Rehabilitate Runway Lighting, Rehabilitate Taxiway, Rehabilitate Taxiway Lighting
Scappoose	Scappoose Industrial Airpark	General Aviation	16	244,695	Modify Access Road, Remove Obstructions
Scappoose	Scappoose Industrial Airpark	General Aviation	17	227,818	Install Perimeter Fencing, Modify Access Road
Seaside	Seaside Municipal	General Aviation	1	150,000	Install Miscellaneous NAVAIDS, Install Perimeter Fencing, Rehabilitate Parking Lot
Seaside	Seaside Municipal	General Aviation	2	75,000	Conduct Miscellaneous Study, Install Miscellaneous NAVAIDS, Install Perimeter Fencing, Rehabilitate Parking Lot
The Dalles	Columbia Gorge Regional/The Dalles Municipal	General Aviation	6	150,000	Update Airport Master Plan Study
The Dalles	Columbia Gorge Regional/The Dalles Municipal	General Aviation	7	75,000	Update Airport Master Plan Study
Subtotal FY 2009 Funds				<b>63,677,864</b>	
<b>Pennsylvania</b>					
Allentown	Allentown Queen City Municipal	General Aviation	17	1,100,898	Rehabilitate Runway
Allentown	Lehigh Valley International	Primary	78	242,243	Conduct Environmental Study



State/City	Airport/Project Location	Service Level	Grant Number	Federal Funds	Description of Project
Allentown	Lehigh Valley International	Primary	79	415,998	Acquire Land for Development
Allentown	Lehigh Valley International	Primary	80	872,765	Acquire Aircraft Rescue & Fire Fighting Vehicle, Rehabilitate Apron
Allentown	Lehigh Valley International	Primary	83	348,482	Improve Runway Safety Area
Allentown	Lehigh Valley International	Primary	84	3,480,342	Acquire Snow Removal Equipment, Extend Taxiway
Altoona	Altoona-Blair County	Commercial Service	35	337,250	Update Airport Master Plan Study
Altoona	Altoona-Blair County	Commercial Service	36	2,180,321	Construct Taxiway
Bradford	Bradford Regional	Commercial Service	35	82,909	Security Enhancements
Bradford	Bradford Regional	Commercial Service	36	235,602	Rehabilitate Taxiway Lighting, Remove Obstructions
Erie	Erie International/Tom Ridge Field	Primary	49	99,750	Conduct Environmental Study
Erie	Erie International/Tom Ridge Field	Primary	50	602,767	Acquire Snow Removal Equipment, Improve Runway Safety Area, Rehabilitate Runway
Erie	Erie International/Tom Ridge Field	Primary	52	6,322,532	Acquire Land For Approaches, Extend Runway, Improve Runway Safety Area
Gettysburg	Gettysburg Regional	General Aviation	6	196,374	Construct Apron
Harrisburg	Commonwealth of Pennsylvania	System Plan	8	133,000	Conduct aeronautical survey for WAAS approach
Harrisburg	Harrisburg International	Primary	54	2,170,000	Construct Apron, Construct Taxiway, Install Runway Lighting
Harrisburg	Harrisburg International	Primary	55	1,238,371	Environmental Mitigation
Harrisburg	Harrisburg International	Primary	56	1,481,955	Environmental Mitigation, Improve Terminal Building, Rehabilitate Runway Lighting
Harrisburg	Harrisburg International	Primary	57	545,848	Acquire Aircraft Rescue & Fire Fighting Vehicle, Rehabilitate Apron, Rehabilitate Taxiway
Harrisburg	Harrisburg International	Primary	58	1,016,939	Acquire Land for Noise Compatibility within 65 - 69 DNL
Harrisburg	Pennsylvania State Block Grant Program	System Plan	44	2,203,750	Non primary development projects in state block grant program
Harrisburg	Pennsylvania State Block Grant Program	System Plan	45	1,996,420	Non primary development projects in state block grant program
Harrisburg	Pennsylvania State Block Grant Program	System Plan	46	4,153,580	Non primary development projects in state block grant program
Harrisburg	Pennsylvania State Block Grant Program	System Plan	47	3,101,159	Non primary development projects in state block grant program
Harrisburg	Pennsylvania State Block Grant Program	System Plan	48	1,000,000	Non primary development projects in state block grant program
Harrisburg	Pennsylvania State Block Grant Program	System Plan	49	3,850,000	Non primary development projects in state block grant program

State/City	Airport/Project Location	Service Level	Grant Number	Federal Funds	Description of Project
Harrisburg	Pennsylvania State Block Grant Program	System Plan	50	400,000	Non primary development projects in state block grant program
Johnstown	John Murtha Johnstown-Cambria County	Commercial Service	39	150,100	Install Airfield Guidance Signs, Install Weather Reporting Equipment
Johnstown	John Murtha Johnstown-Cambria County	Commercial Service	41	246,050	Rehabilitate Taxiway, Runway Incursion Markings
Johnstown	John Murtha Johnstown-Cambria County	Commercial Service	42	95,950	Wildlife Hazard Assessments
Lancaster	Lancaster	Commercial Service	32	980,042	Construct Taxiway, Rehabilitate Taxiway
Latrobe	Arnold Palmer Regional	Primary	33	104,487	Acquire Snow Removal Equipment, Improve Terminal Building
Latrobe	Arnold Palmer Regional	Primary	34	510,748	Improve Building, Install Runway Vertical/Visual Guidance System
Latrobe	Arnold Palmer Regional	Primary	35	1,016,767	Acquire Aircraft Rescue & Fire Fighting Vehicle, Rehabilitate Access Road
New Cumberland	Capital City	Reliever	21	50,027	Rehabilitate Runway
New Cumberland	Capital City	Reliever	22	292,001	Rehabilitate Access Road, Rehabilitate Runway Lighting
Philadelphia	Delaware Valley Region	System Plan	10	76,921	Conduct Metropolitan System Plan Study
Philadelphia	Northeast Philadelphia	Reliever	16	2,219,200	Rehabilitate Taxiway
Philadelphia	Philadelphia International	Primary	88	1,394,493	Rehabilitate Apron
Philadelphia	Philadelphia International	Primary	89	2,973,718	VALE Infrastructure
Philadelphia	Philadelphia International	Primary	91	8,487,359	Rehabilitate Runway
Philadelphia	Philadelphia International	Primary	92	7,700,000	Noise Mitigation Measures for Residences within 65 - 69 DNL
Philadelphia	Philadelphia International	Primary	93	7,396,867	VALE Infrastructure
Pittsburgh	Allegheny County	Reliever	23	1,400,432	Rehabilitate Taxiway Lighting
Pittsburgh	Allegheny County	Reliever	24	2,926,651	Rehabilitate Taxiway
Pittsburgh	Pittsburgh International	Primary	101	3,504,202	Improve Runway Safety Area
Pittsburgh	Pittsburgh International	Primary	102	1,722,655	Install Guidance Signs, Rehabilitate Taxiway
Pittsburgh	Pittsburgh International	Primary	103	599,247	Acquire Aircraft Rescue & Fire Fighting Vehicle
Pittsburgh	Pittsburgh International	Primary	105	211,836	Rehabilitate Taxiway
Reading	Reading Regional/Carl A Spaatz Field	General Aviation	46	386,866	Rehabilitate Runway
Reading	Reading Regional/Carl A Spaatz Field	General Aviation	47	4,824,024	Improve Runway Safety Area
State College	University Park	Primary	45	247,747	Conduct Miscellaneous Study, Improve Airport Drainage, Install Runway Lighting
State College	University Park	Primary	47	1,581,452	Improve Airport Drainage, Install Runway Lighting
West Newton	Rostraver	Reliever	14	209,874	Rehabilitate Taxiway Lighting
West Newton	Rostraver	Reliever	15	164,842	Rehabilitate Taxiway Lighting
Wilkes-Barre/Scranton	Wilkes-Barre/Scranton International	Primary	49	101,678	Install Guidance Signs
Wilkes-Barre/Scranton	Wilkes-Barre/Scranton International	Primary	51	1,296,300	Rehabilitate Apron
Williamsport	Williamsport Regional	Primary	35	156,750	Extend Taxiway, Rehabilitate Apron
Williamsport	Williamsport Regional	Primary	37	627,000	Extend Taxiway

State/City	Airport/Project Location	Service Level	Grant Number	Federal Funds	Description of Project
Subtotal FY 2009 Funds				<b>93,465,541</b>	
<b>Puerto Rico</b>					
Aguadilla	Rafael Hernandez	Primary	22	564,007	Construct Aircraft Rescue & Fire Fighting Building, Rehabilitate Taxiway
Ceiba	New	System Plan	4	697,884	Repair Utilities
Ponce	Mercedita	Primary	17	3,048,825	Extend Runway
San Juan	Luis Munoz Marin International	Primary	45	6,399,538	Construct Access Road, Wildlife Hazard Assessments
Subtotal FY 2009 Funds				<b>10,710,254</b>	
<b>Republic of Palau</b>					
Koror	Babelthuap/Koror	General Aviation	13	4,000,000	Construct Apron
Subtotal FY 2009 Funds				<b>4,000,000</b>	
<b>Rhode Island</b>					
Pawtucket	North Central State	Reliever	18	228,425	Remove Obstructions
Warwick	Theodore Francis Green State	Primary	86	507,069	Rehabilitate Taxiway
Warwick	Theodore Francis Green State	Primary	87	7,500,000	Acquire Land for Noise Compatibility within 70 - 74 DNL
Warwick	Theodore Francis Green State	Primary	89	1,254,683	Rehabilitate Taxiway
Warwick	Theodore Francis Green State	Primary	90	320,250	Update Airport Master Plan Study
Warwick	Theodore Francis Green State	Primary	91	41,250	Conduct Environmental Study
Warwick	Theodore Francis Green State	Primary	92	2,054,242	Acquire Land for Noise Compatibility within 70 - 74 DNL
Subtotal FY 2009 Funds				<b>11,905,919</b>	
<b>South Carolina</b>					
Barnwell	Barnwell Regional	General Aviation	6	68,074	Construct Building
Barnwell	Barnwell Regional	General Aviation	7	172,535	Construct Building
Beaufort	Beaufort County	General Aviation	11	1,012,466	Install Miscellaneous NAVAIDS, Rehabilitate Runway, Remove Obstructions, Update Airport Master Plan Study
Bennettsville	Marlboro County Jetport - H.E. Avent Field	General Aviation	9	215,889	Construct Taxiway
Bennettsville	Marlboro County Jetport - H.E. Avent Field	General Aviation	10	232,012	Construct Taxiway
Bishopville	Lee County-Butters Field	General Aviation	6	87,453	Install Miscellaneous NAVAIDS, Install Runway Vertical/Visual Guidance System
Charleston	Charleston Executive	General Aviation	14	2,254,378	Rehabilitate Runway
Charleston	Charleston Executive	General Aviation	15	5,018,003	Rehabilitate Runway
Charleston	Charleston Executive	General Aviation	16	1,583,760	Expand Apron

State/City	Airport/Project Location	Service Level	Grant Number	Federal Funds	Description of Project
Cheraw	Cheraw Municipal/Lynch Bellinger Field	General Aviation	8	166,859	Rehabilitate Runway Lighting
Chester	Chester Catawba Regional	General Aviation	6	262,022	Expand Apron
Chester	Chester Catawba Regional	General Aviation	7	208,255	Construct Building
Columbia	Columbia Metropolitan	Primary	35	1,500,000	Noise Mitigation Measures for Residences within 65 - 69 DNL
Columbia	Columbia Metropolitan	Primary	36	1,343,300	Rehabilitate Runway, Remove Obstructions, Update Airport Master Plan Study
Columbia	Columbia Metropolitan	Primary	37	1,195,313	Rehabilitate Apron
Columbia	Columbia Owens Downtown	Reliever	13	180,030	Conduct Airport Master Plan Study, Conduct Environmental Study
Columbia	Jim Hamilton L.B. Owens	Reliever	15	93,787	Rehabilitate Taxiway
Columbia	State of South Carolina	System Plan	9	325,037	Rehabilitate Runway, Remove Obstructions
Columbia	Various Locations in South Carolina	System Plan	11	356,014	Improve Utilities, Install Miscellaneous NAVAIDS, Install Perimeter Fencing, Install Runway Vertical/Visual Guidance System, Install Taxiway Lighting
Columbia	Various Locations in South Carolina	System Plan	12	382,303	Construct Taxiway, Expand Apron
Conway	Conway-Horry County	General Aviation	16	95,069	Acquire Land for Development, Construct Fuel Farm
Darlington	Darlington County Jetport	General Aviation	9	84,389	Improve Fuel Farm, Install Perimeter Fencing, Rehabilitate Apron
Florence	Florence Regional	Primary	26	598,351	Improve Terminal Building
Georgetown	Georgetown County	General Aviation	11	853,398	Construct Access Road, Expand Apron, Install Perimeter Fencing
Greenville	Greenville Downtown	General Aviation	16	59,644	Rehabilitate Apron
Greenville	Greenville Downtown	General Aviation	17	949,473	Rehabilitate Apron
Greenwood	Greenwood County	General Aviation	11	28,320	Improve Fuel Farm
Greer	Greenville Spartanburg International	Primary	41	6,490,547	Rehabilitate Runway, Rehabilitate Taxiway, Wildlife Hazard Assessments
Greer	Greenville Spartanburg International	Primary	43	3,066,846	Improve Terminal Building, Rehabilitate Runway, Rehabilitate Taxiway, Rehabilitate Terminal Building
Hartsville	Hartsville Regional	General Aviation	10	216,814	Construct Terminal Building, Expand Apron
Hartsville	Hartsville Regional	General Aviation	11	245,046	Construct Building, Remove Obstructions
Hilton Head Island	Hilton Head	Primary	29	2,474,766	Acquire Easement For Approaches, Construct Aircraft Rescue & Fire Fighting Building, Improve Airport Drainage, Remove Obstructions
Kingstree	Williamsburg Regional	General Aviation	11	173,375	Construct Taxiway
Lancaster	Lancaster County-Mc Whirter Field	General Aviation	12	1,210,803	Rehabilitate Runway

State/City	Airport/Project Location	Service Level	Grant Number	Federal Funds	Description of Project
Lancaster	Lancaster County-McWhirter Field	General Aviation	13	1,753,675	Rehabilitate Runway
Laurens	Laurens County	General Aviation	8	236,774	Construct Building
Laurens	Laurens County	General Aviation	9	19,674	Construct Building
Loris	Twin City	General Aviation	3	149,714	Acquire Land For Approaches
Moncks Corner	Berkeley County	General Aviation	16	123,694	Improve Airport Drainage, Rehabilitate Runway
Moncks Corner	Berkeley County	General Aviation	17	163,163	Improve Airport Drainage, Rehabilitate Runway
Mount Pleasant	Mt Pleasant Regional-Faison Field	General Aviation	11	87,723	Repair Utilities
Mount Pleasant	Mt Pleasant Regional-Faison Field	General Aviation	12	120,686	Construct Terminal Building
Myrtle Beach	Myrtle Beach International	Primary	42	6,002,094	Construct Service Road, Construct Taxiway, Install Airfield Guidance Signs, Rehabilitate Apron
Myrtle Beach	Myrtle Beach International	Primary	44	7,083,574	Construct Aircraft Rescue & Fire Fighting Building, Install Perimeter Fencing, Rehabilitate Apron, Security Enhancements
Newberry	Newberry County	General Aviation	8	43,500	Remove Obstructions
Newberry	Newberry County	General Aviation	9	131,500	Remove Obstructions
North Myrtle Beach	Grand Strand	General Aviation	16	195,500	Construct Fuel Farm, Rehabilitate Runway Lighting
Pageland	Pageland	General Aviation	5	123,693	Improve Runway Safety Area
Pageland	Pageland	General Aviation	6	58,667	Improve Terminal Building, Install Runway Vertical/Visual Guidance System, Update Miscellaneous Study
Pelion	Lexington County at Pelion	General Aviation	11	348,790	Rehabilitate Apron
Ridgeland	Ridgeland	General Aviation	7	418,418	Rehabilitate Runway
Rock Hill	Rock Hill/York County/Bryant Field	Reliever	20	64,685	Rehabilitate Runway Lighting
Saluda	Saluda County	General Aviation	7	220,451	Construct Taxiway
Saluda	Saluda County	General Aviation	8	65,499	Construct Taxiway
Seneca	Oconee County Regional	General Aviation	18	98,129	Extend Runway
Seneca	Oconee County Regional	General Aviation	19	2,614,822	Extend Runway
Summerville	Summerville	General Aviation	13	403,125	Acquire Land for Development
Union	Union County, Troy Shelton Field	General Aviation	4	190,271	Acquire Land For Approaches
Walterboro	Lowcountry Regional	General Aviation	10	123,694	Install Perimeter Fencing
Subtotal FY 2009 Funds				<b>54,045,846</b>	
<b>South Dakota</b>					
Aberdeen	Aberdeen Regional	Primary	29	1,355,217	Acquire Snow Removal Equipment, Rehabilitate Apron, Rehabilitate Taxiway

State/City	Airport/Project Location	Service Level	Grant Number	Federal Funds	Description of Project
Britton	Britton Municipal	General Aviation	8	954,750	Rehabilitate Apron
Brookings	Brookings Regional	General Aviation	21	247,270	Acquire Snow Removal Equipment, Conduct Environmental Study
Brookings	Brookings Regional	General Aviation	22	55,822	Wildlife Hazard Assessments
Clark	Clark County	General Aviation	6	288,390	Install Runway Lighting
Custer	Custer County	General Aviation	9	140,000	Acquire Land For Approaches, Construct Taxiway
De Smet	Wilder	General Aviation	8	218,500	Install Perimeter Fencing
Flandreau	Flandreau Municipal	General Aviation	5	98,800	Update Airport Master Plan Study
Gregory	Gregory Municipal, Flynn Field	General Aviation	7	38,000	Acquire Land For Approaches, Install Perimeter Fencing
Highmore	Highmore Municipal	General Aviation	3	151,905	Construct Snow Removal Equipment Building, Construct Taxiway, Update Airport Master Plan Study
Hot Springs	Hot Springs Municipal	General Aviation	7	380,000	Improve Runway Safety Area
Howard	Howard Municipal	General Aviation	2	102,600	Update Airport Master Plan Study
Huron	Huron Regional	Commercial Service	26	48,694	Improve Snow Removal Equipment Building
Huron	Huron Regional	Commercial Service	27	205,585	Extend Runway, Improve Snow Removal Equipment Building
Lemmon	Lemmon Municipal	General Aviation	8	59,850	Construct Terminal Building
Madison	Madison Municipal	General Aviation	8	154,139	Construct Taxiway
Martin	Martin Municipal	General Aviation	8	613,000	Rehabilitate Runway
McLaughlin	Mc Laughlin Municipal	General Aviation	3	169,100	Construct Snow Removal Equipment Building
Milbank	Milbank Municipal	General Aviation	10	1,189,070	Rehabilitate Apron
Miller	Miller Municipal	General Aviation	6	399,000	Rehabilitate Taxiway
Mitchell	Mitchell Municipal	General Aviation	24	427,400	Rehabilitate Runway
Murdo	Murdo Municipal	General Aviation	7	406,000	Rehabilitate Apron
Parkston	Parkston Municipal	General Aviation	6	253,650	Construct Taxiway, Expand Apron
Philip	Philip	General Aviation	6	72,000	Acquire Land For Approaches
Pierre	Pierre Regional	Primary	25	1,096,905	Rehabilitate Taxiway
Pierre	Pierre Regional	Primary	27	1,447,663	Rehabilitate Taxiway
Pierre	Pierre Regional	Primary	28	800,000	Construct Terminal Building
Pierre	State of South Dakota	System Plan	5	400,000	Conduct State System Plan Study
Pierre	Various Locations in South Dakota	System Plan	14	252,401	Rehabilitate Runway
Rapid City	Rapid City Regional	Primary	36	946,634	Construct Aircraft Rescue & Fire Fighting Building, Construct Apron, Rehabilitate Taxiway

State/City	Airport/Project Location	Service Level	Grant Number	Federal Funds	Description of Project
Rapid City	Rapid City Regional	Primary	37	932,000	Construct Building
Rapid City	Rapid City Regional	Primary	38	5,601,763	Construct Aircraft Rescue & Fire Fighting Building
Rosebud	New	System Plan	4	5,572,863	Construct New Airport
Sioux Falls	Joe Foss Field	Primary	40	1,518,300	Rehabilitate Runway
Spearfish	Black Hills-Clyde Ice Field	General Aviation	15	110,000	Construct Taxiway, Update Airport Master Plan Study
Sturgis	Sturgis Municipal	General Aviation	8	53,300	Rehabilitate Apron
Sturgis	Sturgis Municipal	General Aviation	9	686,280	Rehabilitate Apron, Rehabilitate Runway, Update Airport Master Plan Study
Tea	Marv Skie-Lincoln County	General Aviation	9	71,250	Rehabilitate Runway
Vermillion	Harold Davidson Field	General Aviation	7	227,519	Rehabilitate Runway
Wagner	Wagner Municipal	General Aviation	6	741,000	Expand Apron, Rehabilitate Apron
Watertown	Watertown Regional	Commercial Service	21	557,874	Acquire Snow Removal Equipment, Expand Terminal Building
Webster	The Sigurd Anderson	General Aviation	5	66,500	Acquire Land For Approaches
Yankton	Chan Gurney Municipal	General Aviation	20	34,200	Rehabilitate Apron
Yankton	Chan Gurney Municipal	General Aviation	21	1,054,500	Rehabilitate Apron, Rehabilitate Taxiway
<b>Subtotal FY 2009 Funds</b>				<b>30,199,694</b>	
<b>Tennessee</b>					
Bristol/Johnson/Kingsport	Tri-Cities Regional TN/VA	Primary	54	3,012,754	Acquire Friction Measuring Equipment, Rehabilitate Apron, Security Enhancements
Bristol/Johnson/Kingsport	Tri-Cities Regional TN/VA	Primary	55	897,975	Construct Taxiway, Rehabilitate Runway
Chattanooga	Lovell Field	Primary	46	2,734,715	Construct Taxiway
Chattanooga	Lovell Field	Primary	48	1,592,585	Construct Taxiway, Security Enhancements
Chattanooga	Lovell Field	Primary	49	65,000	Wildlife Hazard Assessments
Maryville	McGhee Tyson	Primary	56	1,191,139	Acquire Aircraft Rescue & Fire Fighting Vehicle
Maryville	McGhee Tyson	Primary	58	301,389	Rehabilitate Taxiway
Maryville	McGhee Tyson	Primary	59	1,707,574	Modify Terminal Building
Maryville	McGhee Tyson	Primary	60	446,049	Construct Snow Removal Equipment Building
Memphis	Memphis International	Primary	76	5,180,000	Rehabilitate Runway
Memphis	Memphis International	Primary	77	10,774,697	Construct Taxiway, Rehabilitate Runway
Memphis	Memphis International	Primary	78	23,841,582	Construct Taxiway, Install Airfield Guidance Signs, Rehabilitate Runway, Widen Taxiway
Nashville	Nashville International	Primary	82	996,766	Rehabilitate Runway
Nashville	Nashville International	Primary	84	15,478,380	Rehabilitate Runway
Nashville	Nashville International	Primary	85	61,260	Wildlife Hazard Assessments
Nashville	Nashville International	Primary	86	4,871,985	Rehabilitate Runway
Nashville	Tennessee State Block Grant Program	System Plan	33	700,000	Non primary development projects in state block grant program

State/City	Airport/Project Location	Service Level	Grant Number	Federal Funds	Description of Project
Nashville	Tennessee State Block Grant Program	System Plan	34	4,781,789	Non primary development projects in state block grant program
Nashville	Tennessee State Block Grant Program	System Plan	36	8,658,264	Non primary development projects in state block grant program
Nashville	Tennessee State Block Grant Program	System Plan	37	3,200,000	Non primary development projects in state block grant program
Subtotal FY 2009 Funds				<b>90,493,903</b>	
<b>Texas</b>					
Abilene	Abilene Regional	Primary	37	5,389,493	Rehabilitate Apron, Rehabilitate Taxiway
Abilene	Abilene Regional	Primary	38	810,345	Rehabilitate Runway Lighting
Amarillo	Rick Husband Amarillo International	Primary	34	3,194,313	Improve Terminal Building
Amarillo	Rick Husband Amarillo International	Primary	35	85,310	Wildlife Hazard Assessments
Arlington	North Central Texas	System Plan	4	750,000	Conduct Metropolitan System Plan Study
Austin	Austin-Bergstrom International	Primary	48	742,837	Expand Apron
Austin	Austin-Bergstrom International	Primary	49	10,998,674	Construct Apron, Expand Apron
Austin	Austin-Bergstrom International	Primary	50	5,098,712	Acquire Land for Noise Compatibility within 65 - 69 DNL
Austin	Austin-Bergstrom International	Primary	51	1,900,000	Acquire Land for Noise Compatibility within 65 - 69 DNL
Austin	Austin-Bergstrom International	Primary	52	2,001,288	Acquire Land for Noise Compatibility within 65 - 69 DNL
Austin	State of Texas	System Plan	6	500,000	Conduct aeronautical survey for WAAS approach, Update State System Plan Study
Austin	Texas State Block Grant Program	System Plan	54	16,150,759	Non primary development projects in state block grant program
Austin	Texas State Block Grant Program	System Plan	55	1,800,000	Non primary development projects in state block grant program
Austin	Texas State Block Grant Program	System Plan	57	28,494,324	Non primary development projects in state block grant program
Austin	Texas State Block Grant Program	System Plan	64	5,000,000	Non primary development projects in state block grant program
Austin	Texas State Block Grant Program	System Plan	65	5,000,000	Non primary development projects in state block grant program
Austin	Texas State Block Grant Program	System Plan	66	4,000,000	Non primary development projects in state block grant program
Beaumont/Port Arthur	Southeast Texas Regional	Primary	26	275,000	Conduct Miscellaneous Study, Rehabilitate Runway, Rehabilitate Taxiway
Brownsville	Brownsville/South Padre Island International	Primary	36	999,778	Improve Terminal Building, Install Emergency Generator, Rehabilitate Runway Lighting, Rehabilitate Taxiway
College Station	Easterwood Field	Primary	27	970,368	Construct Apron, Rehabilitate Apron, Rehabilitate Runway



State/City	Airport/Project Location	Service Level	Grant Number	Federal Funds	Description of Project
College Station	Easterwood Field	Primary	28	1,507,983	Construct Apron, Improve Airport Drainage, Rehabilitate Apron, Rehabilitate Taxiway
College Station	Easterwood Field	Primary	29	4,000,000	Rehabilitate Runway
Corpus Christi	Corpus Christi International	Primary	44	966,213	Modify Aircraft Rescue & Fire Fighting Building
Corpus Christi	Corpus Christi International	Primary	45	2,010,220	Construct Building, Construct Service Road, Rehabilitate Building, Widen Taxiway
Dallas	Dallas Love Field	Primary	34	3,387,010	Construct Taxiway, Rehabilitate Runway Lighting
Dallas	Dallas Love Field	Primary	35	9,957,853	Rehabilitate Apron, Rehabilitate Taxiway
Del Rio	Del Rio International	Primary	9	324,621	Expand Terminal Building
Del Rio	Del Rio International	Primary	10	894,198	Expand Terminal Building
El Paso	El Paso International	Primary	26	1,702,409	Rehabilitate Taxiway
El Paso	El Paso International	Primary	27	1,309,612	Acquire Equipment, Acquire Interactive Training System, Extend Runway
Fort Worth	Dallas/Fort Worth International	Primary	88	5,292,000	Extend Runway
Fort Worth	Dallas/Fort Worth International	Primary	89	9,213,039	Acquire Aircraft Rescue & Fire Fighting Safety Equipment, Acquire Equipment, Conduct Miscellaneous Study, Rehabilitate Apron, Rehabilitate Runway, Rehabilitate Runway Lighting
Fort Worth	Dallas/Fort Worth International	Primary	92	1,200,000	Collect airport data for Airports Geographic Information System
Fort Worth	Fort Worth Alliance	Reliever	38	361,520	Acquire Aircraft Rescue & Fire Fighting Vehicle, Rehabilitate Runway
Fort Worth	Fort Worth Alliance	Reliever	39	653,474	Rehabilitate Runway, Rehabilitate Taxiway
Fort Worth	Fort Worth Alliance	Reliever	40	10,477,543	Extend Runway
Harlingen	Valley International	Primary	44	1,341,012	Construct Apron, Expand Apron, Rehabilitate Runway Lighting, Rehabilitate Taxiway
Harlingen	Valley International	Primary	45	4,676,777	Rehabilitate Apron
Harlingen	Valley International	Primary	46	2,918,609	Rehabilitate Apron
Harlingen	Valley International	Primary	47	137,162	Rehabilitate Taxiway
Harlingen	Valley International	Primary	48	597,330	Collect airport data for Airports Geographic Information System
Houston	George Bush Intercontinental/Houston	Primary	76	22,750,000	Construct Runway
Houston	George Bush Intercontinental/Houston	Primary	78	2,524,238	Conduct Environmental Study
Houston	George Bush Intercontinental/Houston	Primary	79	12,304,289	Construct Taxiway
Houston	George Bush Intercontinental/Houston	Primary	80	10,000,000	Rehabilitate Runway
Houston	George Bush Intercontinental/Houston	Primary	81	8,800,000	VALE Infrastructure
Houston	George Bush Intercontinental/Houston	Primary	82	100,000	Wildlife Hazard Assessments
Houston	William P Hobby	Primary	37	8,800,000	Rehabilitate Runway

State/City	Airport/Project Location	Service Level	Grant Number	Federal Funds	Description of Project
Killeen	Robert Gray AAF	Primary	17	286,677	Improve Airport Drainage, Improve Airport Erosion Control, Rehabilitate Runway
Killeen	Robert Gray AAF	Primary	19	1,470,734	Expand Terminal Building, Improve Airport Drainage, Improve Airport Erosion Control, Rehabilitate Runway, Update Airport Master Plan Study
Killeen	Robert Gray AAF	Primary	20	392,135	Construct Taxiway, Rehabilitate Taxiway
Laredo	Laredo International	Primary	55	3,540,981	Rehabilitate Apron
Laredo	Laredo International	Primary	57	3,092,510	Extend Runway, Rehabilitate Apron, Rehabilitate Runway Lighting
Laredo	Laredo International	Primary	58	2,000,000	Noise Mitigation Measures for Residences within 65 - 69 DNL
Laredo	Laredo International	Primary	60	2,000,000	Noise Mitigation Measures for Residences within 65 - 69 DNL
Longview	East Texas Regional	Primary	31	3,424,621	Expand Apron, Rehabilitate Runway, Rehabilitate Runway Lighting, Rehabilitate Taxiway
Lubbock	Lubbock Preston Smith International	Primary	33	4,657,259	Rehabilitate Runway
McAllen	McAllen Miller International	Primary	37	549,738	Rehabilitate Runway
McAllen	McAllen Miller International	Primary	38	6,260,365	Expand Terminal Building, Improve Airport Drainage, Rehabilitate Runway
Midland	Midland International	Primary	48	2,583,456	Rehabilitate Runway, Rehabilitate Taxiway
Midland	Midland International	Primary	49	2,254,148	Rehabilitate Building, Rehabilitate Runway
San Angelo	San Angelo Regional/Mathis Field	Primary	29	3,074,621	Rehabilitate Taxiway
San Antonio	San Antonio International	Primary	59	7,000,000	Noise Mitigation Measures for Residences within 65 - 69 DNL
San Antonio	San Antonio International	Primary	60	4,363,497	Construct Taxiway, Update Airport Master Plan Study
San Antonio	San Antonio International	Primary	61	920,054	Extend Runway
Tyler	Tyler Pounds Regional	Primary	26	349,361	Construct Apron, Construct Taxiway, Rehabilitate Runway
Tyler	Tyler Pounds Regional	Primary	28	601,344	Construct Apron, Construct Taxiway, Rehabilitate Runway
Tyler	Tyler Pounds Regional	Primary	29	790,508	Improve Runway Safety Area
Victoria	Victoria Regional	Primary	21	568,309	Install Airfield Guidance Signs, Rehabilitate Apron, Rehabilitate Runway, Rehabilitate Taxiway
Victoria	Victoria Regional	Primary	22	341,402	Rehabilitate Apron
Waco	Waco Regional	Primary	27	342,366	Improve Runway Safety Area, Improve Terminal Building
Waco	Waco Regional	Primary	29	8,912,298	Improve Runway Safety Area, Rehabilitate Runway
Wichita Falls	Sheppard AFB/Wichita Falls Municipal	Primary	6	371,563	Rehabilitate Runway
Wichita Falls	Sheppard AFB/Wichita Falls Municipal	Primary	7	329,404	Conduct Airport Master Plan Study
Subtotal FY 2009 Funds				<b>282,845,664</b>	

State/City	Airport/Project Location	Service Level	Grant Number	Federal Funds	Description of Project
<b>Utah</b>					
Brigham City	Brigham City	General Aviation	19	948,694	Construct Apron
Brigham City	Brigham City	General Aviation	20	164,003	Construct Apron
Bryce Canyon	Bryce Canyon	Commercial Service	11	48,694	Rehabilitate Access Road
Bryce Canyon	Bryce Canyon	Commercial Service	12	101,306	Rehabilitate Access Road
Cedar City	Cedar City Regional	Commercial Service	22	48,694	Widen Taxiway
Cedar City	Cedar City Regional	Commercial Service	24	98,357	Widen Taxiway
Escalante	Escalante Municipal	General Aviation	5	139,603	Rehabilitate Runway Lighting
Escalante	Escalante Municipal	General Aviation	6	192,214	Rehabilitate Runway Lighting
Heber City	Heber City Municipal - Russ McDonald Field	General Aviation	21	171,278	Construct Snow Removal Equipment Building
Heber City	Heber City Municipal - Russ McDonald Field	General Aviation	22	260,563	Construct Snow Removal Equipment Building
Hurricane	General Dick Stout Field	General Aviation	1	48,694	Conduct Miscellaneous Study
Hurricane	General Dick Stout Field	General Aviation	2	101,306	Conduct Miscellaneous Study
Moab	Canyonlands Field	Commercial Service	19	123,693	Rehabilitate Runway Lighting
Moab	Canyonlands Field	Commercial Service	20	344,557	Rehabilitate Runway Lighting
Monticello	Monticello Municipal Airport	System Plan	4	1,238,610	Construct New Airport
Nephi	Nephi Municipal	General Aviation	13	45,713	Install Weather Reporting Equipment
Ogden	Ogden-Hinckley	Reliever	32	48,693	Rehabilitate Runway
Ogden	Ogden-Hinckley	Reliever	33	101,307	Rehabilitate Runway
Parowan	Parowan	General Aviation	11	68,073	Rehabilitate Runway
Parowan	Parowan	General Aviation	12	120,687	Rehabilitate Runway
Provo	Provo Municipal	General Aviation	30	48,693	Install Apron Lighting
Provo	Provo Municipal	General Aviation	31	186,307	Install Apron Lighting
Richfield	Richfield Municipal	General Aviation	10	725,319	Construct Runway
Richfield	Richfield Municipal	General Aviation	11	1,212,208	Construct Runway
Salt Lake City	Salt Lake City International	Primary	91	1,403,851	Rehabilitate Taxiway
Salt Lake City	Salt Lake City International	Primary	93	1,914,296	Rehabilitate Taxiway
Salt Lake City	Salt Lake City International	Primary	94	7,809,035	Construct Taxiway
Salt Lake City	State of Utah	System Plan	9	135,000	Update State System Plan Study
Salt Lake City	State of Utah	System Plan	10	60,000	Conduct aeronautical survey for WAAS approach

State/City	Airport/Project Location	Service Level	Grant Number	Federal Funds	Description of Project
Spanish Fork	Spanish Fork-Springville	General Aviation	17	48,693	Conduct Airport Master Plan Study
Spanish Fork	Spanish Fork-Springville	General Aviation	18	226,445	Conduct Airport Master Plan Study, Conduct Environmental Study
St. George	New	System Plan	10	10,000,000	Construct New Airport
St. George	New	System Plan	12	3,000,000	Construct New Airport
Tooele	Bolinder Field-Tooele Valley	General Aviation	16	247,386	Acquire Land For Approaches
Tooele	Bolinder Field-Tooele Valley	General Aviation	17	2,252,614	Acquire Land For Approaches
Vernal	Vernal Regional	Commercial Service	23	48,693	Rehabilitate Runway
Vernal	Vernal Regional	Commercial Service	24	101,307	Rehabilitate Runway
Subtotal FY 2009 Funds				<b>33,834,586</b>	
<b>Vermont</b>					
Barre	Edward F Knapp State	General Aviation	12	271,280	Rehabilitate Runway
Burlington	Burlington International	Primary	73	1,254,000	Rehabilitate Runway
Burlington	Burlington International	Primary	74	3,290,800	Acquire Land for Noise Compatibility within 65 - 69 DNL, Conduct Noise Compatibility Plan Study, Noise Mitigation Measures
Burlington	Burlington International	Primary	76	2,401,600	Rehabilitate Taxiway
Burlington	Burlington International	Primary	78	1,909,500	Acquire Land for Noise Compatibility within 65 - 69 DNL
Burlington	Burlington International	Primary	79	549,100	Install Airfield Guidance Signs, Install Taxiway Lighting
Burlington	Burlington International	Primary	80	836,000	Rehabilitate Taxiway
Middlebury	Middlebury State	General Aviation	5	279,927	Extend Runway
Morrisville	Morrisville-Stowe State	General Aviation	8	241,872	Acquire Snow Removal Equipment
Newport	Newport State	General Aviation	6	123,861	Update Airport Master Plan Study
Newport	Newport State	General Aviation	7	269,145	Install Perimeter Fencing
Rutland	Rutland - Southern Vermont Regional	General Aviation	29	259,540	Extend Runway Safety Area
Rutland	Rutland - Southern Vermont Regional	General Aviation	30	375,000	Acquire Aircraft Rescue & Fire Fighting Vehicle
Subtotal FY 2009 Funds				<b>12,061,625</b>	
<b>Virgin Islands</b>					
Charlotte Amalie	Cyril E King	Primary	27	895,772	Rehabilitate Runway, Rehabilitate Runway Lighting
Charlotte Amalie	Cyril E King	Primary	28	14,346,623	Rehabilitate Runway, Rehabilitate Runway Lighting, Wildlife Hazard Assessments
Subtotal FY 2009 Funds				<b>15,242,395</b>	
<b>Virginia</b>					
Abingdon	Virginia Highlands	General Aviation	29	1,524,592	Acquire Land For Approaches

State/City	Airport/Project Location	Service Level	Grant Number	Federal Funds	Description of Project
Arlington	Ronald Reagan Washington National	Primary	24	6,157,422	Rehabilitate Taxiway
Ashland	Hanover County Municipal	General Aviation	20	994,051	Construct Taxiway
Blacksburg	Virginia Tech/Montgomery Executive	General Aviation	17	363,409	Acquire Land For Approaches, Rehabilitate Runway
Chesapeake	Chesapeake Regional	General Aviation	14	78,850	Remove Obstructions
Chesapeake	Hampton Roads Executive	Reliever	11	1,083,867	Construct Runway
Chesterfield	Chesterfield County	Reliever	22	1,950,000	Rehabilitate Runway
Danville	Danville Regional	General Aviation	24	880,650	Rehabilitate Runway
Dulles International Airport	Washington Dulles International	Primary	38	22,863,894	Construct Runway
Dulles International Airport	Washington Dulles International	Primary	40	3,798,520	Construct Runway
Dulles International Airport	Washington Dulles International	Primary	41	5,119,905	Rehabilitate Runway
Dulles International Airport	Washington Dulles International	Primary	42	1,600,000	Rehabilitate Taxiway
Emporia	Emporia-Greenville Regional	General Aviation	8	254,600	Rehabilitate Runway
Franklin	Franklin Municipal-John Beverly Rose	General Aviation	13	66,500	Acquire Land For Approaches
Highland Springs	Richmond International	Primary	52	171,950	Rehabilitate Runway
Highland Springs	Richmond International	Primary	53	307,935	Expand Apron
Highland Springs	Richmond International	Primary	54	288,523	Rehabilitate Taxiway
Highland Springs	Richmond International	Primary	55	404,495	Construct Apron, Rehabilitate Runway Lighting
Louisa	Louisa County/Freeman Field	General Aviation	14	85,500	Conduct Environmental Study
Luray	Luray Caverns	General Aviation	11	122,550	Remove Obstructions
Manassas	Manassas Regional/Harry P. Davis Field	Reliever	30	2,293,600	Rehabilitate Taxiway
Manassas	Manassas Regional/Harry P. Davis Field	Reliever	32	1,350,364	Construct Service Road
Marion/Wytheville	Mountain Empire	General Aviation	18	150,000	Remove Obstructions
Mattaponi	Middle Peninsula Regional	General Aviation	7	95,000	Rehabilitate Taxiway
Newport News	Newport News/Williamsburg International	Primary	38	6,440,206	Rehabilitate Runway
Norfolk	Norfolk International	Primary	56	4,296,728	Acquire Land for Development
Norfolk	Norfolk International	Primary	57	1,093,805	Acquire Land for Development
Norfolk	Norfolk International	Primary	58	808,587	Rehabilitate Apron
Orange	Orange County	General Aviation	12	41,135	Install Guidance Signs
Roanoke	Roanoke Regional/Woodrum Field	Primary	45	2,239,499	Rehabilitate Taxiway
Roanoke	Roanoke Regional/Woodrum Field	Primary	46	2,398,738	Rehabilitate Taxiway
Roanoke	Roanoke Regional/Woodrum Field	Primary	47	997,500	Noise Mitigation Measures for Residences within 65 - 69 DNL
South Hill	Mecklenburg-Brunswick Regional	General Aviation	11	103,550	Extend Taxiway

State/City	Airport/Project Location	Service Level	Grant Number	Federal Funds	Description of Project
Stafford	Stafford Regional	Reliever	20	364,895	Acquire Land For Approaches, Update Airport Master Plan Study
Suffolk	Suffolk Executive	General Aviation	15	693,500	Improve Runway Safety Area
Suffolk	Suffolk Executive	General Aviation	16	381,900	Improve Runway Safety Area
Tappahannock	Tappahannock-Essex County	General Aviation	11	176,307	Improve Fuel Farm
Timberlake	Lynchburg Regional/Preston Glenn Field	Primary	32	1,349,290	Construct Aircraft Rescue & Fire Fighting Building
Warrenton	Warrenton-Fauquier	Reliever	14	244,150	Update Airport Master Plan Study
Weyers Cave	Shenandoah Valley Regional	Commercial Service	31	1,195,206	Rehabilitate Apron
Winchester	Winchester Regional	General Aviation	24	475,000	Rehabilitate Runway
Winchester	Winchester Regional	General Aviation	25	252,700	Acquire Land For Approaches
Subtotal FY 2009 Funds				<b>75,558,873</b>	
<b>Washington</b>					
Anacortes	Anacortes	General Aviation	17	315,264	Acquire Snow Removal Equipment, Improve Airport Drainage, Install Apron Lighting
Arlington	Arlington Municipal	General Aviation	19	80,387	Acquire Land For Approaches
Arlington	Arlington Municipal	General Aviation	20	979,781	Acquire Land For Approaches
Auburn	Auburn Municipal	Reliever	16	48,693	Rehabilitate Runway Lighting
Bellingham	Bellingham International	Primary	40	847,275	Acquire Emergency Generator, Acquire Snow Removal Equipment, Rehabilitate Runway, Rehabilitate Taxiway
Bellingham	Bellingham International	Primary	43	1,555,789	Acquire Emergency Generator, Acquire Friction Measuring Equipment, Acquire Snow Removal Equipment, Rehabilitate Runway, Rehabilitate Taxiway
Bremerton	Bremerton National	General Aviation	21	108,952	Rehabilitate Runway
Bremerton	Bremerton National	General Aviation	22	3,732,766	Rehabilitate Runway
Burlington	Skagit Regional	General Aviation	15	198,693	Rehabilitate Runway
Burlington	Skagit Regional	General Aviation	16	167,553	Rehabilitate Runway
Chehalis	Chehalis-Centralia	General Aviation	11	94,695	Acquire Land For Approaches
Chelan	Lake Chelan	General Aviation	7	150,000	Improve Runway Safety Area
Davenport	Davenport	General Aviation	3	229,165	Construct Taxiway, Update Miscellaneous Study
Davenport	Davenport	General Aviation	4	259,973	Construct Taxiway, Install Weather Reporting Equipment, Update Miscellaneous Study
East Wenatchee	Pangborn Memorial	Primary	29	504,869	Modify Terminal Building

State/City	Airport/Project Location	Service Level	Grant Number	Federal Funds	Description of Project
East Wenatchee	Pangborn Memorial	Primary	31	855,627	Acquire Safety Equipment and/or Fencing, Improve Access Road, Modify Terminal Building, Security Enhancements
Eastsound	Orcas Island	Commercial Service	7	150,000	Rehabilitate Apron, Rehabilitate Runway, Rehabilitate Taxiway
Electric City	Grand Coulee Dam	General Aviation	3	390,450	Construct Taxiway, Improve Runway Safety Area, Modify Access Road
Everett	Snohomish County (Paine Field)	Reliever	45	423,693	Conduct Environmental Study, Rehabilitate Taxiway
Everett	Snohomish County (Paine Field)	Reliever	47	8,076,307	Rehabilitate Taxiway
Friday Harbor	Friday Harbor	Primary	23	1,000,000	Acquire Land for Development, Construct Access Road, Expand Apron, Improve Airport Drainage, Rehabilitate Taxiway
Friday Harbor	Friday Harbor	Primary	24	454,127	Expand Apron, Improve Airport Drainage, Rehabilitate Taxiway
Hoquiam	Bowerman	General Aviation	10	68,073	Rehabilitate Runway Lighting
Moses Lake	Grant County International	General Aviation	33	114,093	Rehabilitate Apron, Rehabilitate Taxiway
Moses Lake	Grant County International	General Aviation	35	533,344	Rehabilitate Apron, Security Enhancements
Ocean Shores	Ocean Shores Municipal	General Aviation	6	163,066	Install Runway Lighting, Install Runway Vertical/Visual Guidance System
Ocean Shores	Ocean Shores Municipal	General Aviation	7	127,705	Install Runway Lighting, Install Runway Vertical/Visual Guidance System
Odessa	Odessa Municipal	General Aviation	3	90,000	Extend Runway
Olympia	Olympia	General Aviation	17	68,073	Update Airport Master Plan Study
Olympia	Olympia Regional	General Aviation	18	120,687	Update Airport Master Plan Study
Olympia	State of Washington	System Plan	8	320,000	Update State System Plan Study
Omak	Omak	General Aviation	6	252,835	Install Miscellaneous NAVAIDS, Rehabilitate Taxiway
Othello	Othello Municipal	General Aviation	5	860,658	Construct Runway
Packwood	Packwood	General Aviation	1	152,855	Improve Runway Safety Area, Rehabilitate Runway, Remove Obstructions
Packwood	Packwood	General Aviation	2	65,410	Improve Runway Safety Area, Rehabilitate Runway, Remove Obstructions
Pasco	Tri-Cities	Primary	32	481,070	Update Airport Master Plan Study
Pasco	Tri-Cities	Primary	34	2,034,550	Rehabilitate Apron, Rehabilitate Runway
Pasco	Tri-Cities	Primary	35	162,942	Update Airport Master Plan Study

State/City	Airport/Project Location	Service Level	Grant Number	Federal Funds	Description of Project
Port Angeles	William R Fairchild International	Primary	27	1,405,000	Improve Airport Miscellaneous Improvements, Rehabilitate Taxiway, Runway Incursion Markings
Port Townsend	Jefferson County International	General Aviation	9	123,693	Install Miscellaneous NAVAIDS
Port Townsend	Jefferson County International	General Aviation	10	241,700	Conduct aeronautical survey for WAAS approach
Prosser	Prosser	General Aviation	11	2,062,656	Extend Runway
Prosser	Prosser	General Aviation	12	558,402	Extend Runway
Pullman	Pullman/Moscow Regional	Primary	32	546,547	Acquire Aircraft Rescue & Fire Fighting Safety Equipment, Install Airfield Guidance Signs, Rehabilitate Service Road, Rehabilitate Taxiway
Pullman	Pullman/Moscow Regional	Primary	33	327,765	Acquire Aircraft Rescue & Fire Fighting Safety Equipment, Install Airfield Guidance Signs, Rehabilitate Runway, Rehabilitate Service Road, Rehabilitate Taxiway
Pullman	Pullman/Moscow Regional	Primary	34	56,106	Update Airport Master Plan Study
Puyallup	Pierce County - Thun Field	General Aviation	12	87,452	Widen Runway
Puyallup	Pierce County - Thun Field	General Aviation	13	140,067	Widen Runway
Richland	Richland	General Aviation	19	48,693	Update Airport Master Plan Study
Richland	Richland	General Aviation	20	101,307	Rehabilitate Runway, Rehabilitate Taxiway, Update Airport Master Plan Study
Rosalia	Rosalia Municipal	General Aviation	4	91,302	Acquire Land for Development
Rosalia	Rosalia Municipal	General Aviation	5	198,718	Acquire Land for Development
Seattle	Boeing Field/King County International	Primary	38	100,000	Safety Management System (SMS) Program
Seattle	Boeing Field/King County International	Primary	39	748,379	Rehabilitate Taxiway
Seattle	Boeing Field/King County International	Primary	40	7,000,000	Noise Mitigation Measures for Residences within 70 - 74 DNL
Seattle	Boeing Field/King County International	Primary	41	619,621	Rehabilitate Taxiway
Seattle	Seattle-Tacoma International	Primary	115	15,585,650	Construct Runway
Seattle	Seattle-Tacoma International	Primary	116	11,662,255	Acquire Land for Noise Compatibility within 70 - 74 DNL
Seattle	Seattle-Tacoma International	Primary	117	18,014,732	Rehabilitate Runway
Seattle	Seattle-Tacoma International	Primary	118	3,793,013	Construct Runway
Seattle	Seattle-Tacoma International	Primary	119	2,000,000	Conduct Noise Compatibility Plan Study
Shelton	Sanderson Field	General Aviation	10	159,976	Improve Airport Miscellaneous Improvements, Rehabilitate Apron



State/City	Airport/Project Location	Service Level	Grant Number	Federal Funds	Description of Project
Shelton	Sanderson Field	General Aviation	11	212,589	Conduct aeronautical survey for WAAS approach, Improve Airport Miscellaneous Improvements, Rehabilitate Apron
Spokane	Felts Field	Reliever	22	48,693	Install Airfield Guidance Signs
Spokane	Felts Field	Reliever	23	413,016	Install Airfield Guidance Signs
Spokane	Spokane International	Primary	40	2,433,287	Rehabilitate Apron
Spokane	Spokane International	Primary	43	720,884	Rehabilitate Taxiway
Spokane	Spokane International	Primary	44	5,551,993	Rehabilitate Apron
Sunnyside	Sunnyside Municipal	General Aviation	3	273,693	Construct Apron, Construct Taxiway
Sunnyside	Sunnyside Municipal	General Aviation	4	414,629	Construct Taxiway
Tacoma	Tacoma Narrows	General Aviation	11	123,693	Improve Runway Safety Area
Tacoma	Tacoma Narrows	General Aviation	12	176,307	Improve Runway Safety Area
Toledo	Ed Carlson Memorial Field - South Lewis County	General Aviation	4	106,115	Construct Taxiway
Vashon	Vashon Municipal	General Aviation	1	48,693	Remove Obstructions
Vashon	Vashon Municipal	General Aviation	2	34,925	Remove Obstructions
Walla Walla	Walla Walla Regional	Primary	25	877,711	Rehabilitate Apron
Walla Walla	Walla Walla Regional	Primary	26	1,228,469	Acquire Land For Approaches, Rehabilitate Apron, Runway Incursion Markings, Security Enhancements
Wilbur	Wilbur	General Aviation	7	235,619	Rehabilitate Runway
Winthrop	Methow Valley State	General Aviation	5	198,693	Install Runway Lighting
Yakima	Yakima Air Terminal/McAllister Field	Primary	28	2,824,918	Improve Runway Safety Area, Install Airfield Guidance Signs, Runway Incursion Markings
Yakima	Yakima Air Terminal/McAllister Field	Primary	29	224,300	Install Miscellaneous NAVAIDS, Rehabilitate Runway
Yakima	Yakima Air Terminal/McAllister Field	Primary	30	1,954,522	Acquire Miscellaneous Land
Subtotal FY 2009 Funds				<b>110,015,203</b>	
<b>West Virginia</b>					
Beckley	Raleigh County Memorial	Commercial Service	23	856,706	Rehabilitate Apron
Beckley	Raleigh County Memorial	Commercial Service	24	251,750	Update Airport Master Plan Study
Beckley	Raleigh County Memorial	Commercial Service	25	744,560	Rehabilitate Runway Lighting, Rehabilitate Taxiway Lighting
Bluefield	Mercer County	General Aviation	21	200,000	Improve Terminal Building
Bluefield	Mercer County	General Aviation	22	509,648	Rehabilitate Runway Lighting, Rehabilitate Taxiway Lighting, Wildlife Hazard Assessments
Buckhannon	Upshur County Regional	General Aviation	22	185,908	Construct Access Road
Charleston	Yeager	Primary	44	2,325,121	Rehabilitate Taxiway
Charleston	Yeager	Primary	45	133,494	Wildlife Hazard Assessments
Clarksburg	North Central West Virginia	Commercial Service	33	188,760	Install Perimeter Fencing

State/City	Airport/Project Location	Service Level	Grant Number	Federal Funds	Description of Project
Elkins	Elkins-Randolph County-Jennings Randolph Field	General Aviation	15	148,342	Acquire Land For Approaches
Elkins	Elkins-Randolph County-Jennings Randolph Field	General Aviation	16	133,911	Extend Runway, Rehabilitate Runway
Elkins	Elkins-Randolph County-Jennings Randolph Field	General Aviation	17	204,715	Update Airport Master Plan Study
Fairmont	Fairmont Municipal-Frankman Field	General Aviation	9	641,250	Construct Taxiway
Huntington	Tri-State/Milton J. Ferguson Field	Primary	40	90,250	Construct Taxiway
Huntington	Tri-State/Milton J. Ferguson Field	Primary	41	351,500	Improve Terminal Building
Lewisburg	Greenbrier Valley	Primary	27	1,001,894	Improve Terminal Building
Logan	Logan County	General Aviation	9	44,036	Rehabilitate Runway Lighting, Rehabilitate Taxiway Lighting
Martinsburg	Eastern WV Regional/Shepherd Field	Reliever	26	571,022	Rehabilitate Apron
Morgantown	Morgantown Municipal-Walter L. Bill Hart Field	Commercial Service	30	441,868	Rehabilitate Terminal Building, Runway Incursion Markings
Moundsville	Marshall County	General Aviation	18	78,127	Construct Building, Rehabilitate Runway
Parkersburg	Mid-Ohio Valley Regional	Commercial Service	34	30,400	Acquire Snow Removal Equipment
Parkersburg	Mid-Ohio Valley Regional	Commercial Service	35	637,366	Rehabilitate Runway Lighting, Rehabilitate Terminal Building
Petersburg	Grant County	General Aviation	18	179,605	Install Airfield Guidance Signs, Install Runway Vertical/Visual Guidance System
Philippi	Philippi/Barbour County Regional	General Aviation	10	780,654	Construct Access Road
Pineville	Kee Field	General Aviation	13	454,979	Install Perimeter Fencing
Point Pleasant	Mason County	General Aviation	16	1,752,432	Rehabilitate Runway
Ravenswood	Jackson County	General Aviation	17	427,477	Acquire Miscellaneous Land, Construct Building, Improve Fuel Farm
Sutton	Braxton County	General Aviation	14	201,278	Acquire Easement For Approaches, Install Runway Vertical/Visual Guidance System, Remove Obstructions
Wheeling	Wheeling Ohio County	General Aviation	26	3,084,165	Improve Runway Safety Area
Williamson	New (Replacement)	System Plan	3	3,689,729	Construct New Airport
Subtotal FY 2009 Funds				<b>20,340,947</b>	
<b>Wisconsin</b>					
Appleton	Outagamie County Regional	Primary	35	1,600,000	Acquire Safety Equipment and/or Fencing
Appleton	Outagamie County Regional	Primary	36	2,003,149	Security Enhancements
Appleton	Outagamie County Regional	Primary	37	1,392,212	Conduct Airport Master Plan Study, Improve Terminal Building
Eau Claire	Chippewa Valley Regional	Primary	30	3,131,998	Improve Terminal Building, Runway Incursion Markings
Green Bay	Austin Straubel International	Primary	39	6,157,018	Construct Sand and Chemical Storage Building, Construct Snow Removal Equipment Building

State/City	Airport/Project Location	Service Level	Grant Number	Federal Funds	Description of Project
La Crosse	La Crosse Municipal	Primary	33	6,270,001	Extend Taxiway
Madison	Dane County Regional-Truax Field	Primary	44	5,649,118	Rehabilitate Taxiway
Madison	State of Wisconsin	System Plan	1	158,400	Conduct aeronautical survey for WAAS approach
Madison	Wisconsin State Block Grant Program	System Plan	36	5,842,607	Non primary development projects in state block grant program
Madison	Wisconsin State Block Grant Program	System Plan	40	1,100,000	Non primary development projects in state block grant program
Madison	Wisconsin State Block Grant Program	System Plan	41	10,662,309	Non primary development projects in state block grant program
Madison	Wisconsin State Block Grant Program	System Plan	42	2,000,000	Non primary development projects in state block grant program
Madison	Wisconsin State Block Grant Program	System Plan	43	2,465,635	Non primary development projects in state block grant program
Milwaukee	General Mitchell International	Primary	55	9,000,000	Construct Runway Safety Area
Milwaukee	General Mitchell International	Primary	57	3,946,500	Install Runways Incursion Caution Bars, Rehabilitate Access Road, Rehabilitate Apron, Rehabilitate Runway, Security Enhancements
Milwaukee	General Mitchell International	Primary	59	6,517,286	Construct Runway Safety Area
Mosinee	Central Wisconsin	Primary	38	3,515,000	Construct Terminal Building, Improve Runway Safety Area, Rehabilitate Taxiway
Rhineland	Rhineland-Oneida County	Primary	27	453,818	Improve Airport Miscellaneous Improvements, Rehabilitate Runway Lighting, Rehabilitate Taxiway, Runway Incursion Markings, Update Airport Master Plan Study
Rhineland	Rhineland-Oneida County	Primary	29	804,576	Rehabilitate Taxiway
Subtotal FY 2009 Funds				<b>72,669,627</b>	
<b>Wyoming</b>					
Afton	Afton Municipal	General Aviation	17	48,693	Construct Taxiway
Big Piney	Miley Memorial Field	General Aviation	10	59,507	Construct Apron
Casper	Natrona County International	Primary	47	342,893	Rehabilitate Taxiway
Cheyenne	Cheyenne Regional/Jerry Olson Field	Primary	42	100,000	Safety Management System (SMS) Program
Cheyenne	Cheyenne Regional/Jerry Olson Field	Primary	43	324,621	Update Airport Master Plan Study
Cheyenne	Cheyenne Regional/Jerry Olson Field	Primary	44	300,000	Conduct Environmental Study, Update Airport Master Plan Study
Cheyenne	State of Wyoming	System Plan	6	250,000	Conduct State System Plan Study
Cheyenne	State of Wyoming	System Plan	7	70,000	Conduct aeronautical survey for WAAS approach
Cody	Yellowstone Regional	Primary	23	1,074,349	Construct Apron, Construct Terminal Building
Cody	Yellowstone Regional	Primary	24	1,430,598	Construct Terminal Building
Cody	Yellowstone Regional	Primary	25	2,500,000	Construct Apron

State/City	Airport/Project Location	Service Level	Grant Number	Federal Funds	Description of Project
Dixon	Dixon	General Aviation	10	48,693	Install Weather Reporting Equipment
Dixon	Dixon	General Aviation	11	101,307	Install Weather Reporting Equipment
Dubois	Dubois Municipal	General Aviation	13	1,481,815	Acquire Land For Approaches
Evanston	Evanston-Uinta County Burns Field	General Aviation	22	123,694	Construct Apron, Construct Taxiway
Evanston	Evanston-Uinta County Burns Field	General Aviation	23	277,612	Construct Apron, Construct Taxiway
Fort Bridger	Fort Bridger	General Aviation	6	125,120	Remove Obstructions
Fort Bridger	Fort Bridger	General Aviation	7	174,880	Acquire Snow Removal Equipment, Construct Terminal Building, Remove Obstructions
Gillette	Gillette-Campbell County	Primary	32	366,318	Construct Parking Lot
Gillette	Gillette-Campbell County	Primary	33	717,076	Construct Parking Lot
Greybull	South Big Horn County	General Aviation	15	1,458,530	Improve Runway Safety Area
Greybull	South Big Horn County	General Aviation	17	6,400,000	Improve Runway Safety Area
Hulett	Hulett Municipal	General Aviation	12	58,944	Conduct Environmental Study
Hulett	Hulett Municipal	General Aviation	13	22,756	Conduct Environmental Study
Jackson	Jackson Hole	Primary	40	853,251	Expand Terminal Building
Jackson	Jackson Hole	Primary	42	1,634,736	Expand Terminal Building
Kemmerer	Kemmerer Municipal	General Aviation	15	147,003	Rehabilitate Runway
Laramie	Laramie Regional	Primary	25	824,621	Rehabilitate Runway
Pine Bluffs	Pine Bluffs Municipal	General Aviation	9	68,074	Install Perimeter Fencing
Rawlins	Rawlins Municipal/Harvey Field	General Aviation	13	172,388	Construct Taxiway, Install Perimeter Fencing
Rawlins	Rawlins Municipal/Harvey Field	General Aviation	14	277,612	Construct Taxiway, Install Perimeter Fencing
Riverton	Riverton Regional	Primary	29	324,621	Rehabilitate Runway
Riverton	Riverton Regional	Primary	31	675,379	Rehabilitate Runway
Rock Springs	Rock Springs-Sweetwater County	Primary	24	765,353	Construct Snow Removal Equipment Building, Improve Terminal Building, Rehabilitate Apron, Rehabilitate Runway
Rock Springs	Rock Springs-Sweetwater County	Primary	25	1,116,110	Construct Snow Removal Equipment Building, Improve Terminal Building, Rehabilitate Apron, Rehabilitate Runway
Saratoga	Shively Field	General Aviation	20	97,387	Rehabilitate Apron
Sheridan	Sheridan County	Primary	34	684,621	Rehabilitate Apron
Sheridan	Sheridan County	Primary	35	950,000	Rehabilitate Apron
Torrington	Torrington Municipal	General Aviation	12	190,361	Rehabilitate Apron, Rehabilitate Taxiway
Torrington	Torrington Municipal	General Aviation	13	363,659	Rehabilitate Apron, Rehabilitate Taxiway
Subtotal FY 2009 Funds				<b>27,002,582</b>	