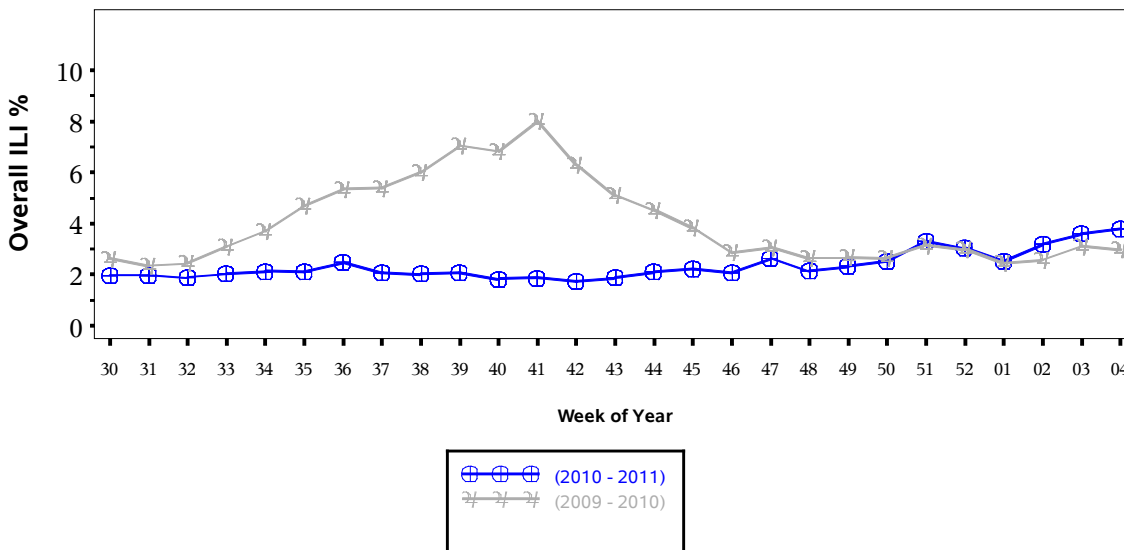


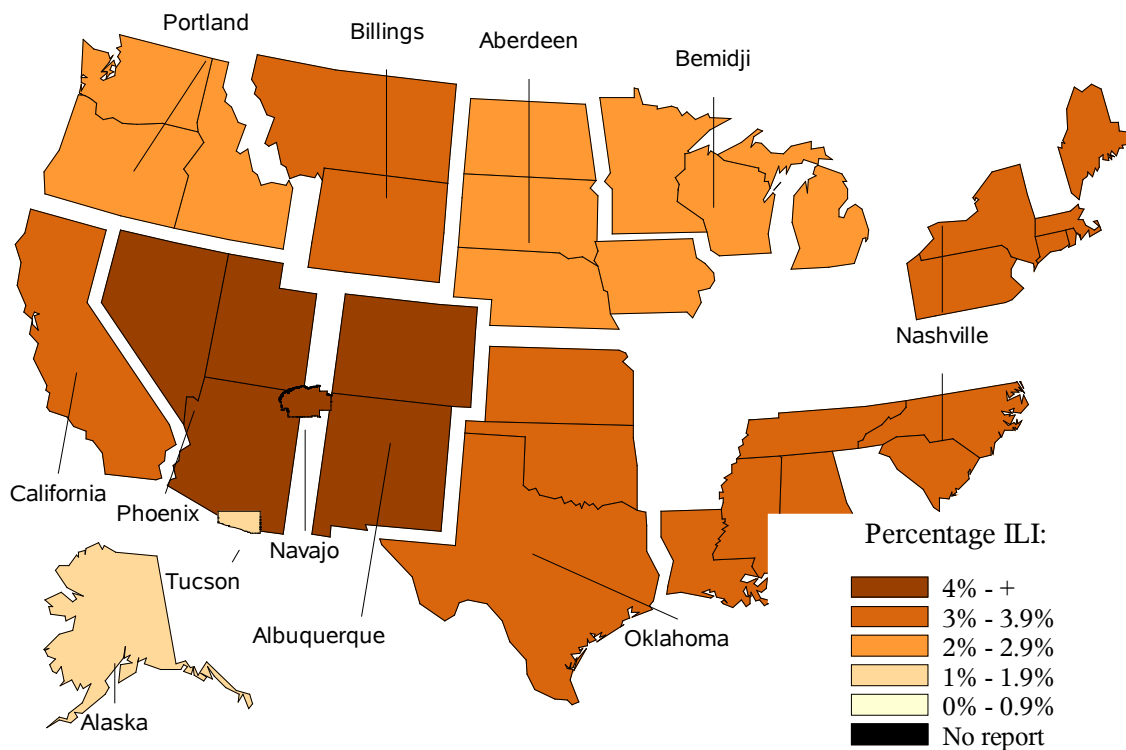


Indian Health Service
 Division of Epidemiology and Disease
 Prevention
 Influenza Surveillance Report
IHS Influenza Awareness System (IIAS)
#8 (Week 4: 01/23/2011 –1/29/2011)

Percentage of Visits for Influenza-like Illness (ILI) per week
Overall ILI % (ILI visits per week / Total visits per week)
(ILI) in IHS, Weeks 30 (07/25/2010)
through 04 (01/29/2011)



All data are preliminary and may change as more reports are received.



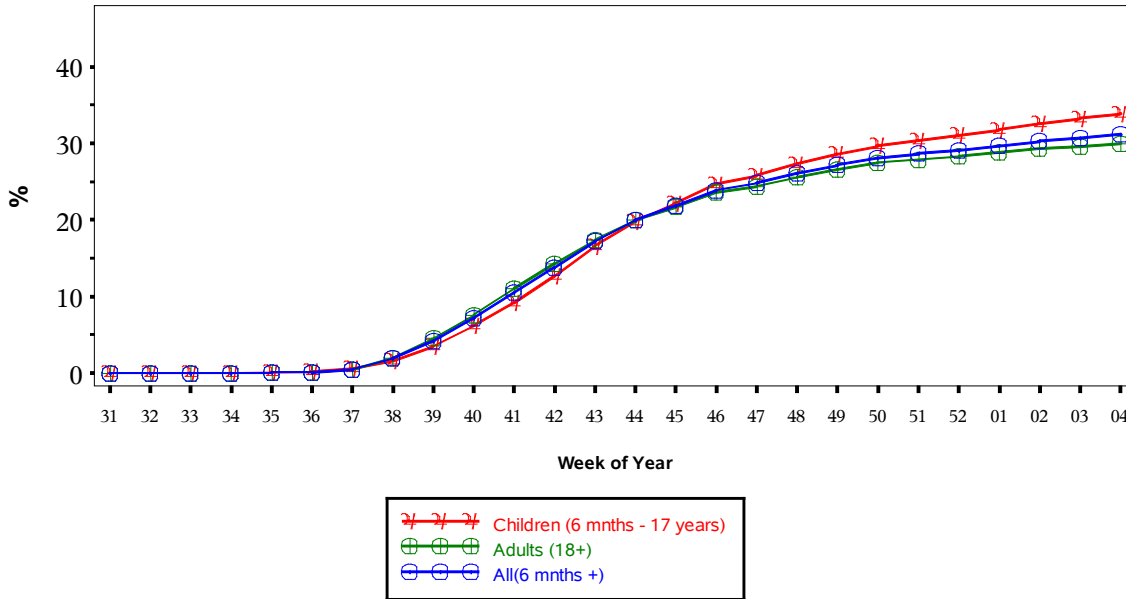
% Visits for ILI Compared to Previous Week

IHS Area	% in week 3	% in week 4
NATIONAL	3.6	3.8
Aberdeen	2.1	2.9
Alaska	2.7	1.0
Albuquerque	4.1	4.6
Bemidji	2.8	2.3
Billings	2.7	3.4
California	4.0	3.1
Nashville	1.7	3.0
Navajo	4.7	4.6
Oklahoma	3.3	3.7
Phoenix	4.1	4.5
Portland	2.1	2.6
Tucson	4.7	1.8

IHS Influenza Vaccination Surveillance

- As of 01/29/2011, sites reporting to the IIAS have administered 369,951 doses (1st and 2nd) of seasonal influenza vaccine to Active Clinical* patients.

Influenza Vaccine Coverage, IHS Influenza Awareness System Weeks 31 (08/01/2010) through 04 (01/29/2011), 2010 - 2011



(Active Clinical Population covered by the IIAS)

Influenza Vaccination Coverage by Age Group

Age Group	Active Clinical Population*	1 dose Seasonal Flu Vaccine	% Seasonal flu (1 dose)	2 dose Seasonal Flu Vaccine	% Seasonal flu (2 dose)
0	3,914	80	1.7	26	0.6
6-23 months	23,201	16,894	59.6	5,355	19.2
2-4 years	61,840	24,779	33.3	2,979	4.2
5-17 years	199,486	76,219	31.1	.	.
18-49 years	433,251	127,853	24.5	.	.
50-64 years	152,310	71,030	38.2	.	.
65+ years	82,969	44,816	43.6	.	.
Children (6 months - 17 years)	284,527	117,892	33.9	.	.
Adults (18+)	668,530	243,699	30.0	.	.
All (6 months +)	953,057	361,591	31.2	.	.

* Active Clinical population is defined as patients who have had at least 2 visits in the last 3 years

Influenza Vaccination Coverage by Risk Group

Risk Group	Active Clinical* Population	1 dose Seasonal Flu Vaccine	% Seasonal flu (1 dose)
Asthma	106,606	20,669	16.1
Diabetes	123,671	43,852	29.5
Pregnant	6,930	2,711	31.7

* Active Clinical population is defined as patients who have had at least 2 visits in the last 3 years

Summary

- This report includes data from the following # RPMS databases:

IHS Area	# of RPMS Databases Reporting
Aberdeen	13
Alaska	6
Albuquerque	8
Bemidji	2
Billings	9
California	21
Nashville	12
Navajo	4
Oklahoma	24
Phoenix	17
Portland	23
Tucson	2
All Areas	141

- Nationwide, ILI visits in IHS remain essentially the same as the previous week.
- Modest increases in vaccination coverage continue.