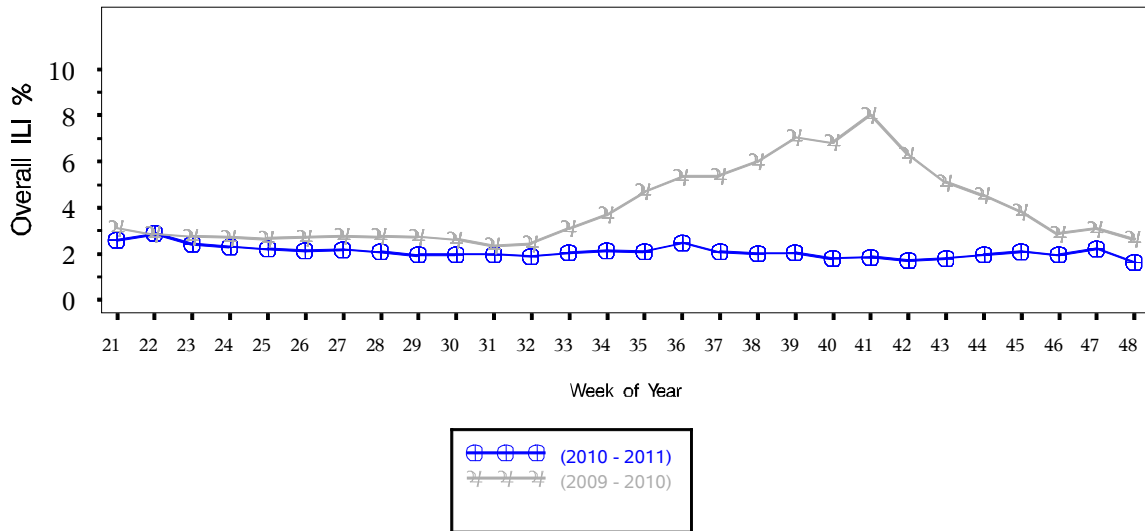




Indian Health Service
Division of Epidemiology and Disease Prevention
Influenza Surveillance Report
IHS Influenza Awareness System (IIAS)
#1 (Week 48: 11/28/2010 – 12/04/2010)

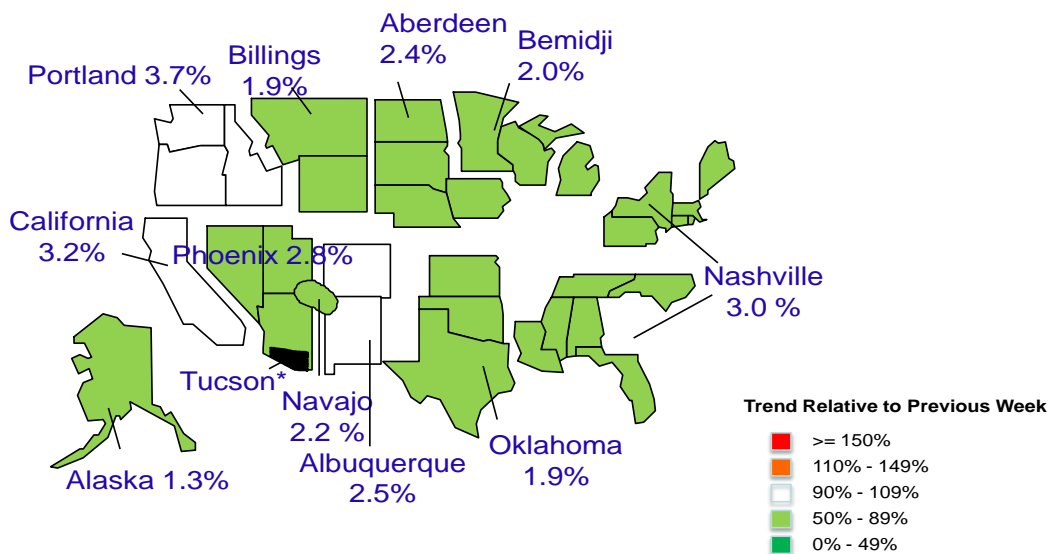
Percentage of Visits for Influenza-like Illness (ILI) per week

Overall ILI % (ILI visits per week / Total visits per week)
 (ILI) in IHS, Weeks 21 (05/23/2010)
 through 48 (12/04/2010)



All data are preliminary and may change as more reports are received.

% of Visits for ILI, Week 48

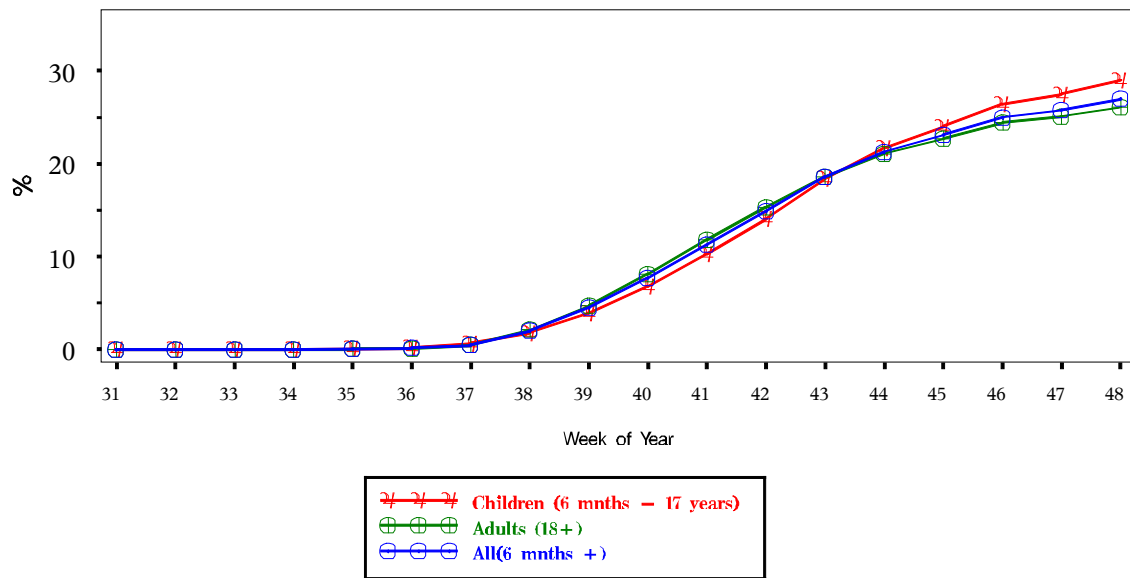


* No data for the Tucson Area

IHS Influenza Vaccination Surveillance

- As of 12/4/2010, sites reporting to the IIAS have administered 274,722 doses of seasonal influenza vaccine, 261,586 (95%) of which have been administered to Active Clinical* patients.

Influenza Vaccine Coverage, IHS Influenza Awareness System Weeks 31 (08/01/2010) through 48 (12/04/2010), 2010 – 2011



(Active Clinical Population covered by the IIAS)

Table 1: Influenza Vaccination Coverage by Age Group

| Age Group | Active Clinical* Population | 1 dose Seasonal Flu Vaccine | % Seasonal flu (1 dose) |
|------------------------------|-----------------------------|-----------------------------|-------------------------|
| 0 | 3,877 | 50 | 1.3 |
| 6-23 months | 23,439 | 12,289 | 52.4 |
| 2-4 years | 62,452 | 18,039 | 28.9 |
| 5-17 years | 199,758 | 54,190 | 27.1 |
| 18-49 years | 433,066 | 91,660 | 21.2 |
| 50-64 years | 151,559 | 52,270 | 34.5 |
| 65+ years | 82,891 | 33,138 | 40.0 |
| Children (6 mths - 17 years) | 285,649 | 84,518 | 29.6 |
| Adults (18+) | 667,516 | 177,068 | 26.5 |
| All(6 mths +) | 953,165 | 261,586 | 27.4 |

* Active Clinical population is defined as patients who have had at least 2 visits in the last 3 years

Table 2: Influenza Vaccine Coverage by Risk Group

| Risk Group | Active Clinical Population | 1 dose Seasonal Flu Vaccine | % Seasonal flu (1 dose) |
|------------|----------------------------|-----------------------------|-------------------------|
| Asthma | 104,863 | 15,367 | 14.7 |
| Diabetes | 123,490 | 32,641 | 26.4 |
| Pregnant | 6,749 | 1,973 | 29.2 |

Summary

- This report includes data from the following # of RPMS databases:

| IHS Area | # of RPMS Databases Reporting |
|-------------|-------------------------------|
| Aberdeen | 14 |
| Alaska | 7 |
| Albuquerque | 7 |
| Bemidji | 3 |
| Billings | 10 |
| California | 24 |
| Nashville | 1 |
| Navajo | 5 |
| Oklahoma | 21 |
| Phoenix | 17 |
| Portland | 20 |
| Tucson | 0 |
| All Areas | 129 |

- Overall ILI activity is low in all IHS Areas.
- U.S. general population influenza vaccine coverage estimates for Nov. 2010ⁱ, based on self-report (not medical chart review) are:
 - 6 months – 17 yrs: 30.6% (\pm 5.0%);
 - 18+ yrs: 33.5% (\pm 2.5%);
 - All ages: 32.8% (\pm 2.4%).

While these estimates are higher than those reported by I/T/U sites through the IIAS, differences in survey methodology may account for some of the difference.

ⁱ <http://www.cdc.gov/flu/pdf/vaccination/rapidflusurvey.pdf>