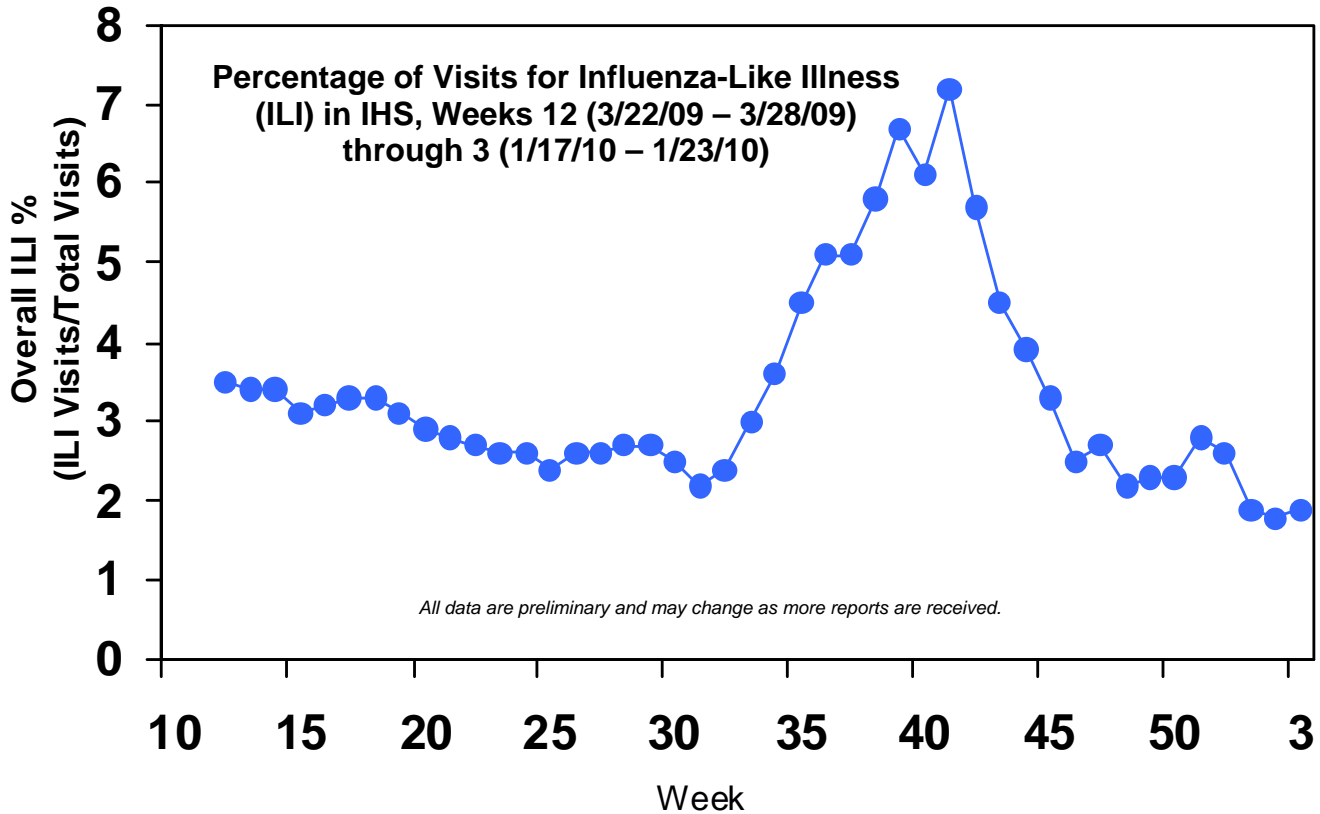


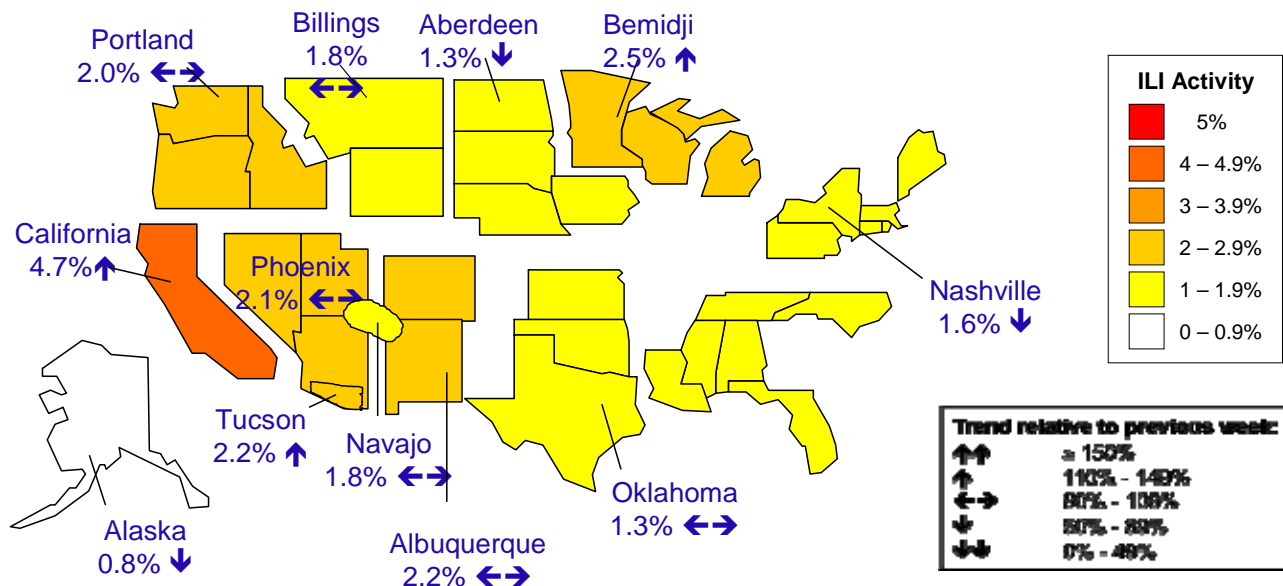


Indian Health Service
Division of Epidemiology and Disease Prevention
2009 Influenza A (H1N1) Surveillance Report
IHS Influenza Awareness System (IIAS)
#17 (Reporting Period: 1/17/10 – 1/23/10)

H1N1 ILI Surveillance



**% of Visits for ILI by Area, Week 3
 With trend comparison to Week 2**



Summary of ILI Surveillance in IHS:

- *ILI definition, based on uploaded RPMS data: [influenza-specific ICD-9 code] or [measured temp > 100F and presence of at least 1 of 24 ILI ICD-9 codes].*
- Approximately 60% of IHS facilities are reporting and have their data included in this report.
- The California Area is reporting the highest activity, with 4.7% ILI.

H1N1 Mitigation Measures

Summary of response and mitigation efforts:

- If locations need anti-virals or N-95 respirators, please place an order to the National Supply Service Center through your respective Area Emergency Management Point of Contact.
- Continue a strong push for community vaccinations.

H1N1 Vaccination Surveillance

- *Note: The following graph and tables are through Week 2. Data for Week 3 are incomplete and are not included in this weekly report.*

Cumulative H1N1 Vaccine Doses Administered in I/T/U Facilities

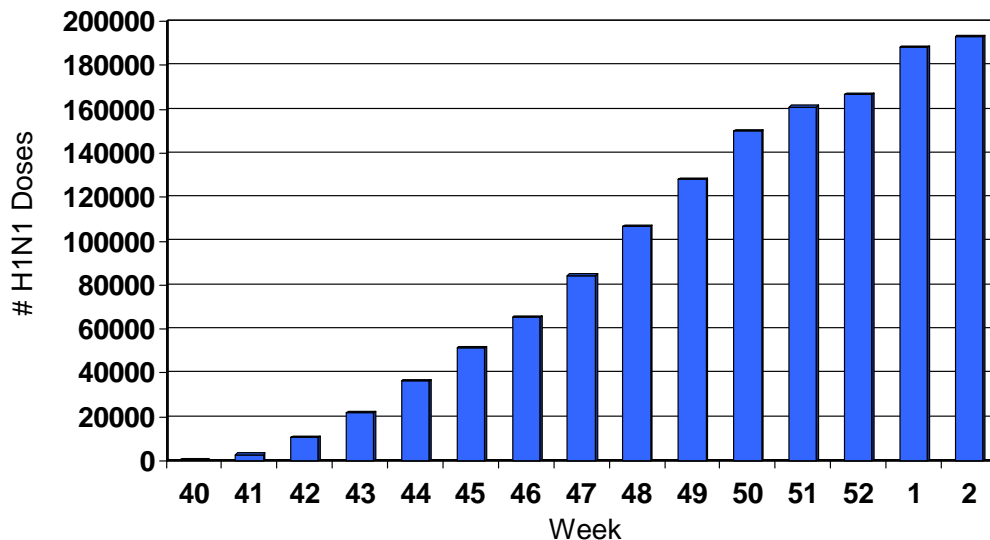


Table 1: Cumulative H1N1 Vaccine Doses Administered by IHS Area

IHS Area	# H1N1 doses
Aberdeen	13,875
Alaska	10,036
Albuquerque	7,515
Bemidji	4,063
Billings	14,099
California	11,678
Nashville	2,825
Navajo	50,870
Oklahoma	28,669
Phoenix	27,880
Portland	14,955
Tucson	6,506
Unknown	91
Total Number of Doses	193,062

Table 2: Number of H1N1 Vaccine Doses by Age Group

Age Group	# H1N1 doses
< 5 years*	36,842
5-24 years*	70,799
25-64 years high risk*	27,501
25 – 64 no high risk condition	45,690
65+ years	12,230
Total Number of Doses	193,062

**Red denotes an initial target group for H1N1 vaccine. People in other groups who received vaccine may have fallen into one of the other target groups not included here: Household contacts of those < 6 months old and Healthcare Personnel.*

Summary of H1N1 vaccine events:

- As of January 12th, over 137 million doses of H1N1 vaccine have been made available to states.
- All IHS Areas are currently administering H1N1 vaccine. A total of 193,062 H1N1 vaccine doses have been administered by I/T/U facilities as of January 14, 2010 (Table 1)
- At least 70% of the H1N1 doses administered have been given to people in one of the following initial vaccine target groups: People 6 months – 24 years of age and people 25 – 64 years with a high risk medical condition (Table 2).
- 5,267 doses of H1N1 vaccine have been administered to pregnant women.
- More than 21,000 doses of H1N1 vaccines for personnel employed in I/T/U facilities have been distributed by the IHS National Supply Service Center (NSSC). Sites needing additional H1N1 flu vaccine for employees should work with their Area CMO to place an order with the NSSC.
- IHS is partnering with FDA and CDC to monitor H1N1 vaccine safety.

H1N1 Communication and Education

Summary of Communication and Education activities:

- Please visit <http://www.ihs.gov/H1N1> for information about H1N1 activities and Indian Country.
- Radio and TV Public Service Announcements for AI/AN communities are now posted on <http://www.flu.gov/psa/> and <http://www.flu.gov/news/index.html>. The TV PSAs feature Wes Studi, the well-known actor and member of the Cherokee Nation. We thank Mr. Studi for donating his time and also appreciate the effort of CDC in preparing the TV PSAs.

H1N1 Summary

Key Points:

- We will need to remain vigilant for a return of H1N1-related disease in IHS, and continue to work very hard to get our population and health care workers vaccinated, because it is unknown whether H1N1 will again emerge during the usual mid-winter influenza season.