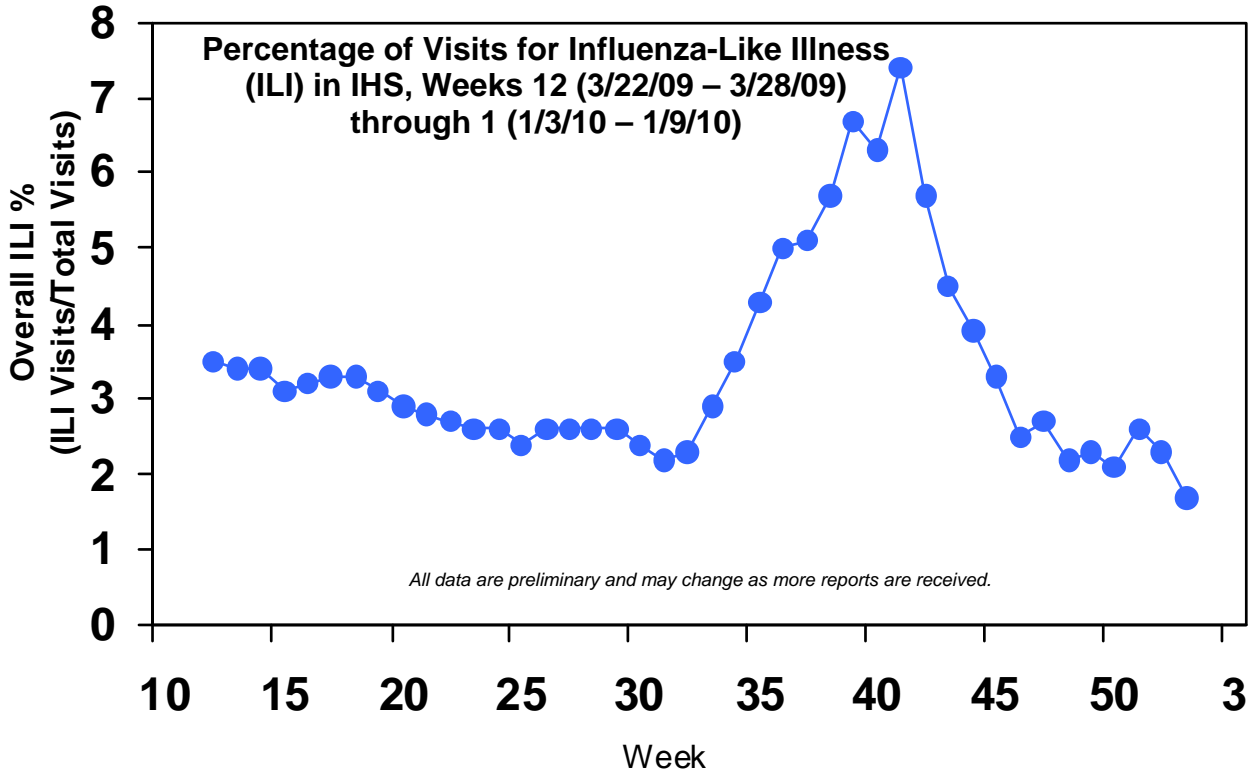


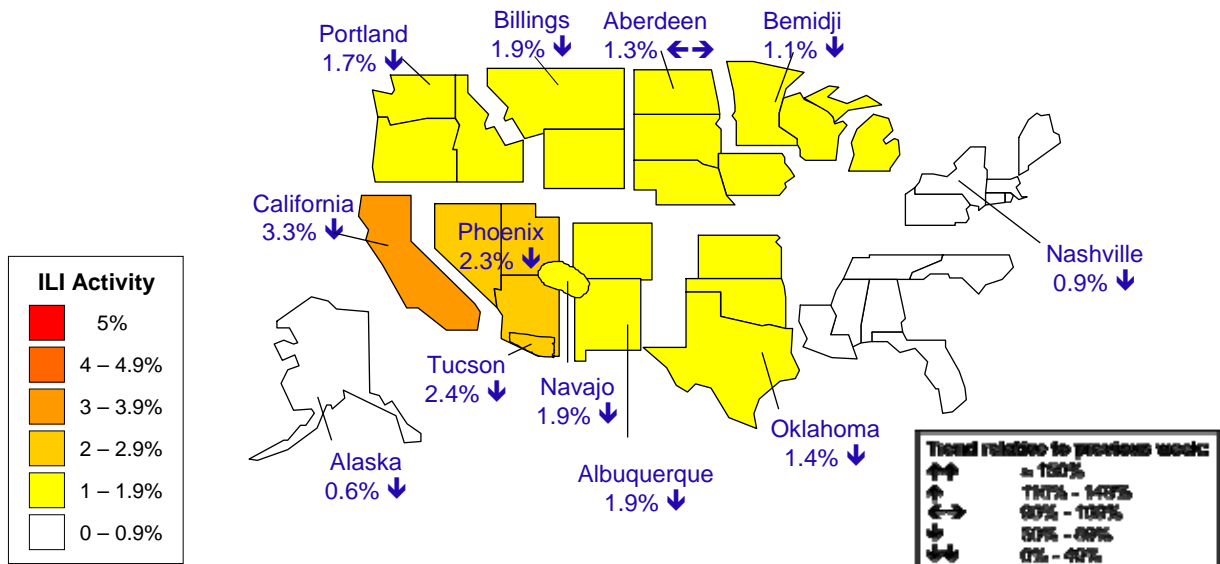


**Indian Health Service**  
**Division of Epidemiology and Disease Prevention**  
**2009 Influenza A (H1N1) Surveillance Report**  
**IHS Influenza Awareness System (IIAS)**  
**#15 (Reporting Period: 1/3/10 – 1/9/10)**

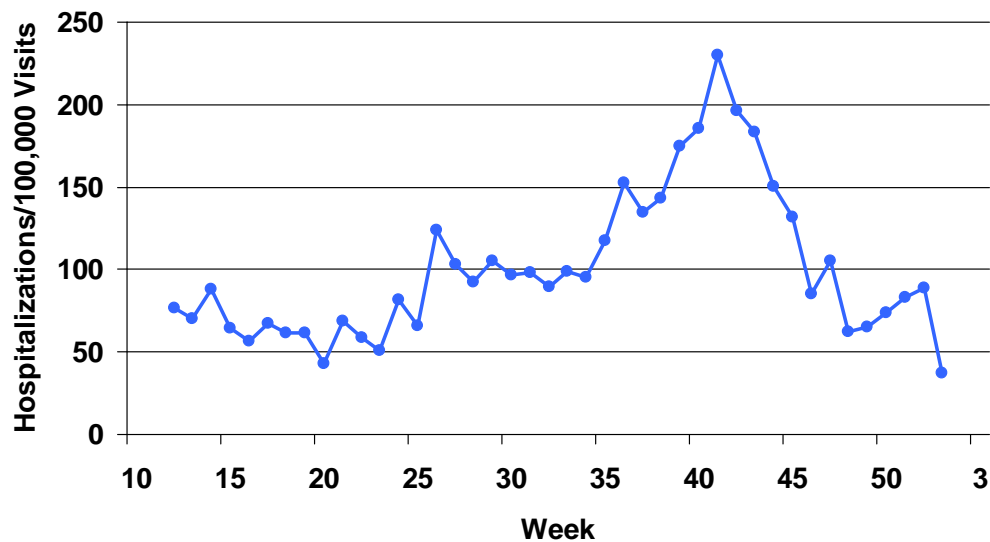
**H1N1 ILI Surveillance**



**% of Visits for ILI by Area, Week 1  
 With trend comparison to Week 52**



## IHS ILI Hospitalization Rate per 100,000 Total Visits



### Summary of ILI Surveillance in IHS:

- *ILI definition, based on uploaded RPMS data: [influenza-specific ICD-9 code] or [measured temp > 100F and presence of at least 1 of 24 ILI ICD-9 codes].*
- Approximately 60% of IHS facilities are reporting and have their data included in this report.
- All IHS Areas are experiencing a decrease/remaining the same in ILI activity between last week and this week.
- There is typically a lag in receiving ILI Hospitalization data from the sites. The hospitalization data has started to increase, with the exception of the current week which may be due to the timing of data collection and is not yet an accurate description of activity for Week 1.

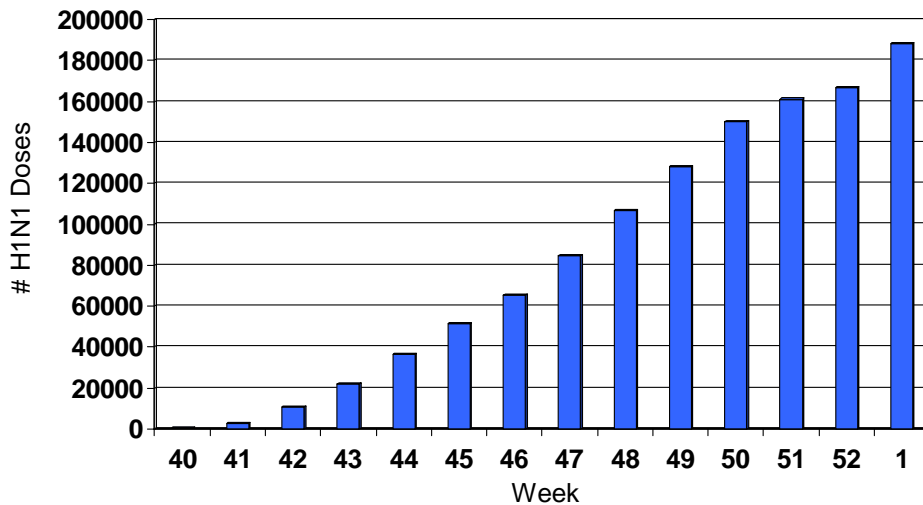
## H1N1 Mitigation Measures

### Summary of response and mitigation efforts:

- If locations need anti-virals or N-95 respirators, please place an order to the National Supply Service Center through your respective Area Emergency Management Point of Contact.
- Continue a strong push for community vaccinations.

## H1N1 Vaccination Surveillance

### Cumulative H1N1 Vaccine Doses Administered in I/T/U Facilities



**Table 1: Cumulative H1N1 Vaccine Doses Administered by IHS Area**

IHS Area	# H1N1 doses
Aberdeen	13,381
Alaska	9,899
Albuquerque	10,062
Bemidji	3,734
Billings	13,418
California	11,169
Nashville	2,600
Navajo	47,550
Oklahoma	27,874
Phoenix	27,127
Portland	14,953
Tucson	6,355
Unknown	55
<b>Total Number of Doses</b>	<b>188,177</b>

**Table 2: Number of H1N1 Vaccine Doses by Age Group**

Age Group	# H1N1 doses
< 5 years*	36,060
5-24 years*	69,734
25-64 years high risk*	26,880
25 – 64 no high risk condition	43,944
65+ years	11,559
<b>Total Number of Doses</b>	<b>188,177</b>

*\*Red denotes an initial target group for H1N1 vaccine. People in other groups who received vaccine may have fallen into one of the other target groups not included here: Household contacts of those < 6 months old and Healthcare Personnel.*

#### Summary of H1N1 vaccine events:

- January 10<sup>th</sup> – 16<sup>th</sup> is National Influenza Vaccination Week. Radio and TV Public Service Announcements for AI/AN communities are now posted on <http://www.flu.gov>. The TV PSAs feature Wes Studi, the well-known actor and member of the Cherokee Nation. We thank Mr. Studi for donating his time and also appreciate the effort of CDC in preparing the TV PSAs.
- To coincide with National Influenza Vaccination Week, Dr. Roubideaux, Dr. Redd, Amy Groom, and Dr. Ralph Bryan of CDC participated, along with Secretary Sebelius, in a press conference yesterday at which the PSAs were announced.
- As of January 12th, over 137 million doses of H1N1 vaccine have been made available to states.
- All IHS Areas are currently administering H1N1 vaccine. A total of 188,177 H1N1 vaccine doses have been administered by I/T/U facilities (Table 1)
- At least 71% of the H1N1 doses administered have been given to people in one of the following initial vaccine target groups: People 6 months – 24 years of age and people 25 – 64 years with a high risk medical condition (Table 2).
- 5,293 doses of H1N1 vaccine have been administered to pregnant women.
- 20,240 doses of H1N1 vaccines for healthcare personnel employed in I/T/U facilities have been or soon will be distributed by the IHS National Supply Service Center (NSSC).
- IHS is partnering with FDA and CDC to monitor H1N1 vaccine safety.

### **H1N1 Communication and Education**

#### Summary of Communication and Education activities:

- Please visit <http://www.ihs.gov/H1N1> for information about H1N1 activities and Indian Country.

### **H1N1 Summary**

#### Key Points:

- We will need to remain vigilant for a return of H1N1-related disease in IHS, and continue to work very hard to get our population and health care workers vaccinated, because it is unknown whether H1N1 will again emerge during the usual mid-winter influenza season. Some ILI systems other than ours reported a small increase in ILI visits in Week 51 – so it is possible that the “third wave” has begun.