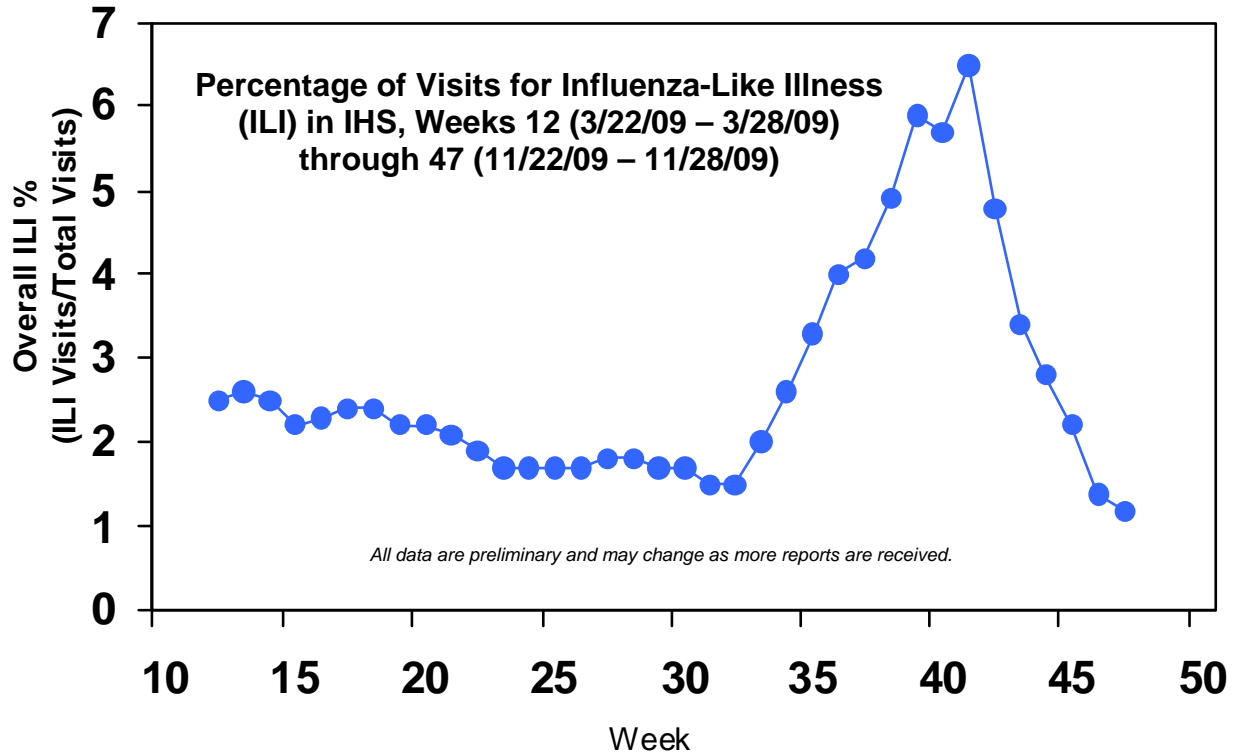


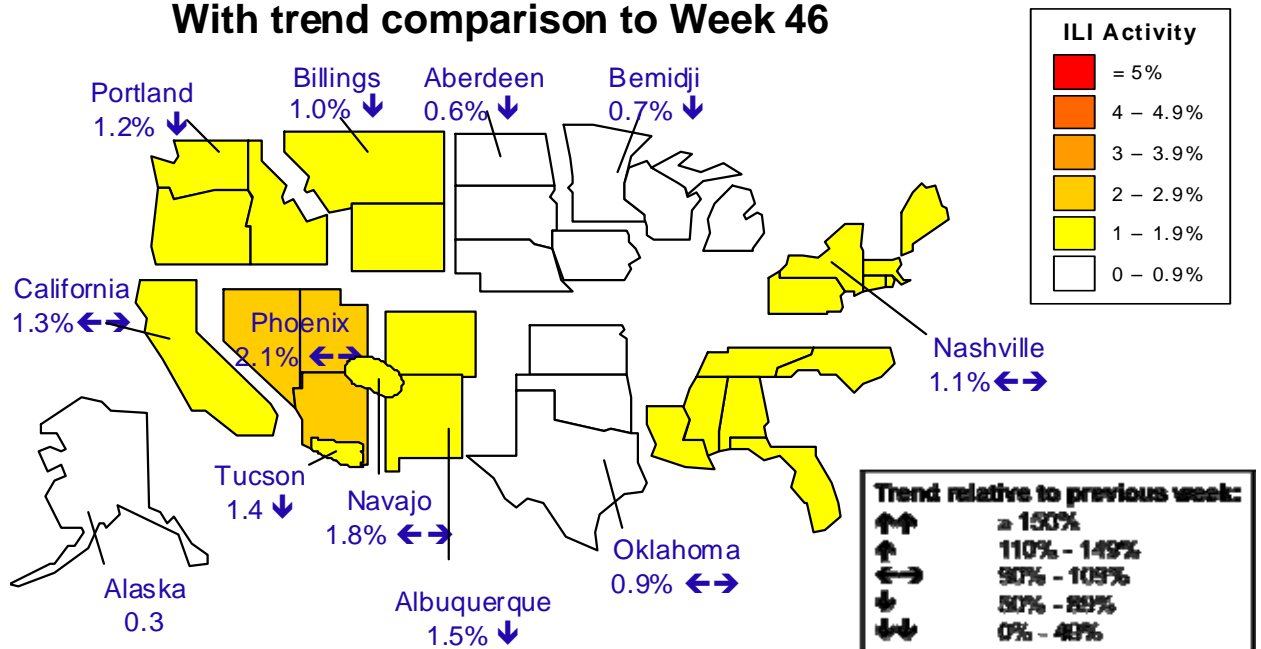


Indian Health Service
Division of Epidemiology and Disease Prevention
2009 Influenza A (H1N1) Surveillance Report
IHS Influenza Awareness System (IIAS)
#9 (Reporting Period: 11/22/09 – 11/28/09)

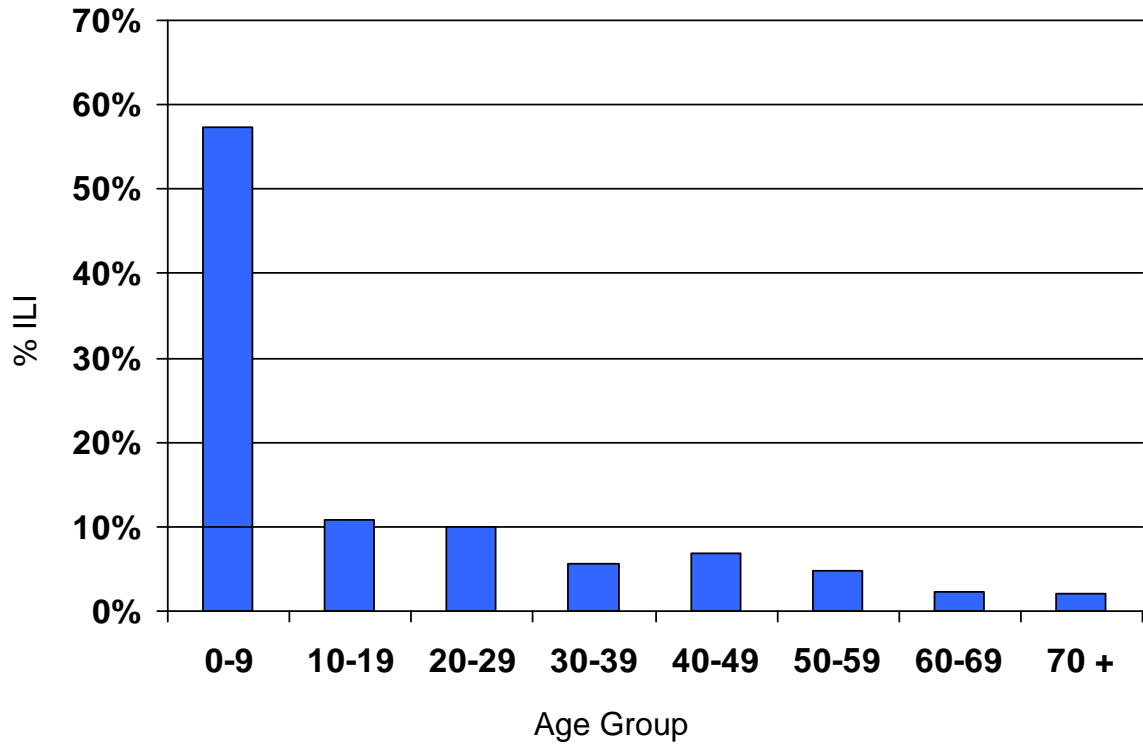
H1N1 ILI Surveillance



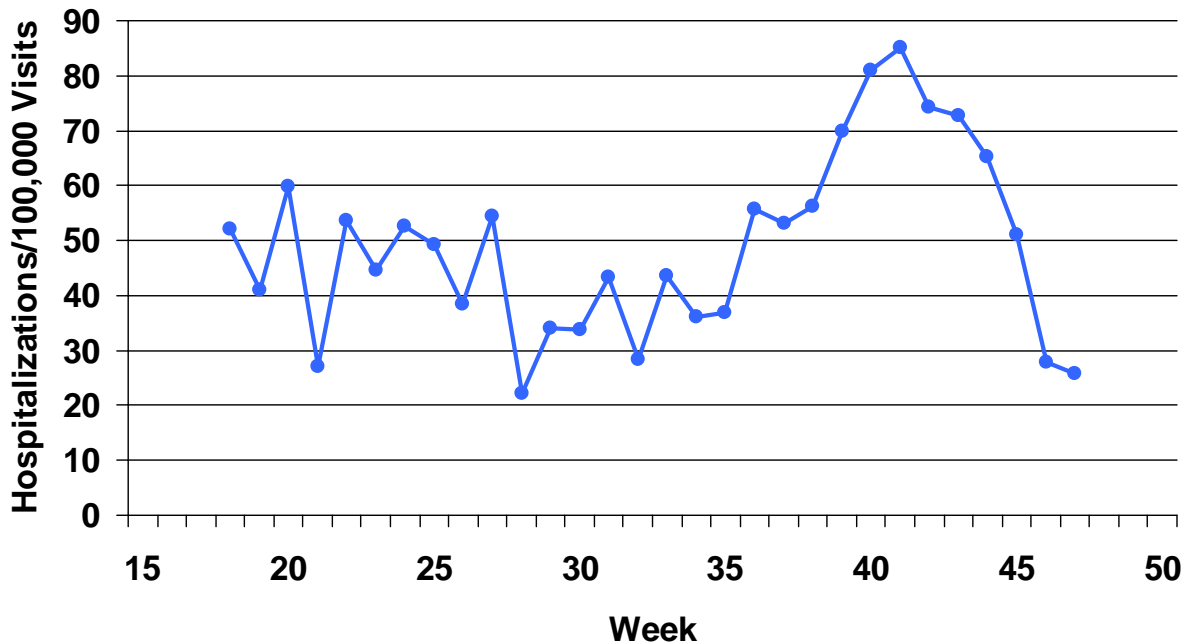
**% of Visits for ILI by Area, Week 47
With trend comparison to Week 46**



IHS ILI Visits by Age, as % of Total, Week 47



IHS ILI Hospitalization Rate per 100,000 Total Visits



Summary of ILI Surveillance in IHS:

- *ILI definition, based on uploaded RPMS data: [influenza-specific ICD-9 code] or [measured temp > 100F and presence of at least 1 of 24 ILI ICD-9 codes].*
- Of 498 IHS sites, 332 (66.7%) are reporting and have their data included in this report.
- Total ILI visits to IHS facilities reporting to IIAS have returned to pre-outbreak numbers. Visits are currently running ~575/week (week 47).
- Overall, it appears that ILI % in IHS peaked at weeks 38-40.
- Many areas did not have a full seven days of data exported to the IIAS this week, which may have been a system error due to the holiday.
- CLARIFICATION: We suspect there was a data lag from Phoenix Area when generating the Week 46 report. At the time of Week 46 report, Phoenix area had 0.8% ILI activity. Data generated for the Week 47 report now indicate 2.1% ILI activity for both Week 46 and Week 47.
- As in other populations in the United States, ILI is disproportionately affecting children in IHS.
- Of total visits to reporting IHS facilities, the rate of hospitalizations for ILI continues to decrease following a similar trend to overall ILI activity in the last six weeks.

H1N1 Mitigation Measures

Summary of response and mitigation efforts:

- No locations have reached surge capacity.
- The IHS National Supply Center received and is distributing PPE and antivirals as requested by IHS areas.

H1N1 Vaccination Surveillance

Figure 1: Cumulative H1N1 Vaccine Doses Administered in I/T/U Facilities

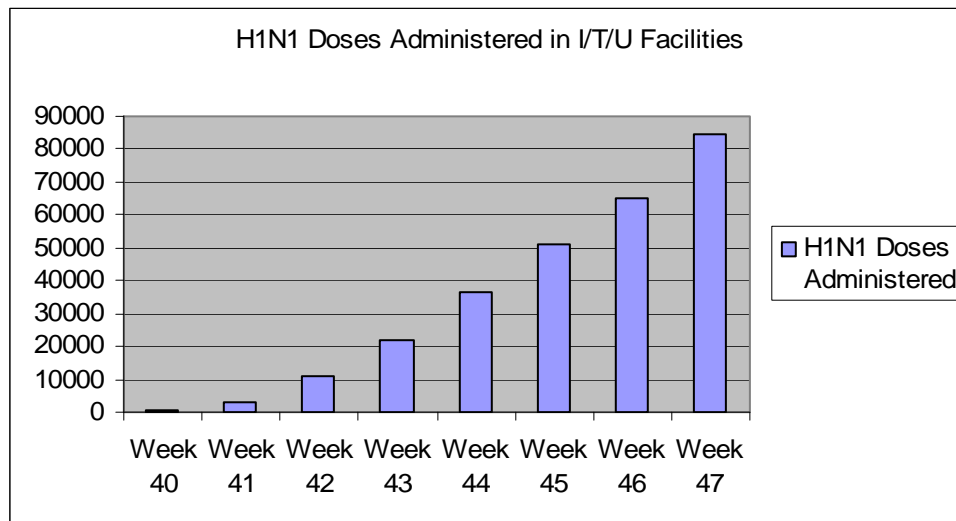


Table 1: Cumulative H1N1 Vaccine Doses Administered by IHS Area

IHS Area	# H1N1 doses
Aberdeen	6,074
Alaska	4,310
Albuquerque	3,831
Bemidji	1,207
Billings	4,456
California	5,023
Nashville	1,212
Navajo	19,777
Oklahoma	14,427
Phoenix	14,406
Portland	6,813
Tucson	2,938
Unknown Area	16
Total	84,490

Table 2: Number of H1N1 Vaccine Doses by Age Group

Age Group	# H1N1 doses
< 5 years	15,715
5-24 years	31,617
25-64 years high risk	12,354
25 – 64 no high risk condition	20,865
65+ years	3939
Total Number of doses	84,490

Red denotes an initial target group for H1N1 vaccine. People in other groups who received vaccine may have fallen into one of the other target groups not included here: Household contacts of those < 6 months old and Healthcare Personnel.

Summary of H1N1 vaccine events:

- As of Dec. 1st, 66.8 million doses of H1N1 vaccine have been made available to states.
- All IHS Areas are currently administering H1N1 vaccine. A total of 84,490 H1N1 vaccine doses have been administered by I/T/U facilities (Figure 1)
- The majority of H1N1 doses (23%) have been administered in the Navajo Area (Table 1).
- At least 71% of the H1N1 doses administered have been given to people in one of the following initial vaccine target groups: People 6 months – 24 years of age and people 25 – 64 years with a high risk medical condition (Table 2).
- 3,662 doses of H1N1 vaccine have been administered to pregnant women
- 9,800 doses of H1N1 vaccine for healthcare personnel employed in I/T/U facilities have been or soon will be distributed by the IHS National Supply Service Center (NSSC).

H1N1 Communication and Education

Summary of Communication and Education activities:

- Please visit www.ihs.gov/H1N1 for information about H1N1 activities and Indian Country.
- The CDC/IHS developed poster promoting seasonal and H1N1 vaccination for AI/AN communities is now available at: <http://www.cdc.gov/h1n1flu/freeresources.htm>
- A new 'Resources' link has been added to IHS H1N1 site. Here you will find the CDC/IHS poster mentioned above as well as a one and two page fact sheets on H1N1 developed in collaboration with the CHR program.
- The CDC website now has a section called 'Info for Specific Groups.' Under this section is a link for State, Local & Tribal Health Officials which includes a section specifically for tribal resources: <http://www.cdc.gov/h1n1flu/statelocal/>

H1N1 Summary

Key Points:

- Influenza-like illness in IHS continues to decline. However, influenza season is far from over, and we must not become complacent.
- We will need to remain vigilant for a return of H1N1-related disease in IHS, and continue to work very hard to get our population and health care workers vaccinated, because it is unknown whether H1N1 will again emerge during the usual mid-winter influenza season.
- Vaccination for patients and providers is underway and increasing.