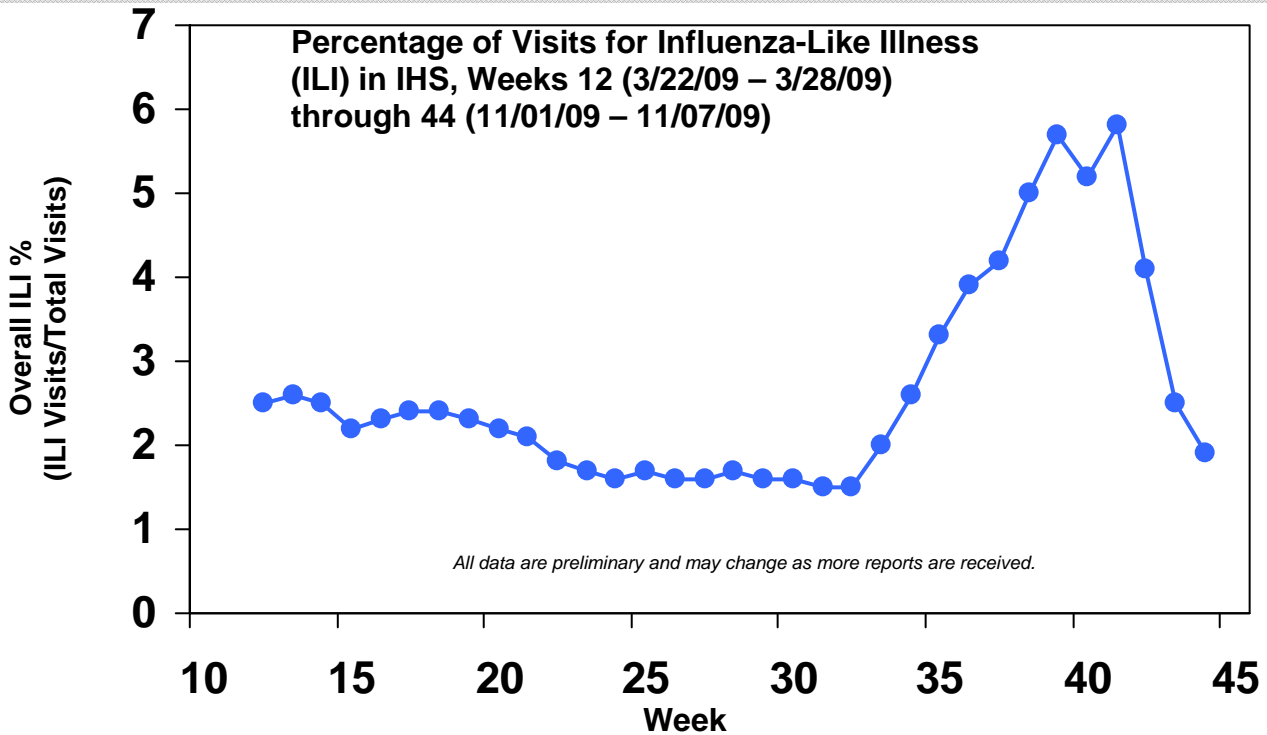
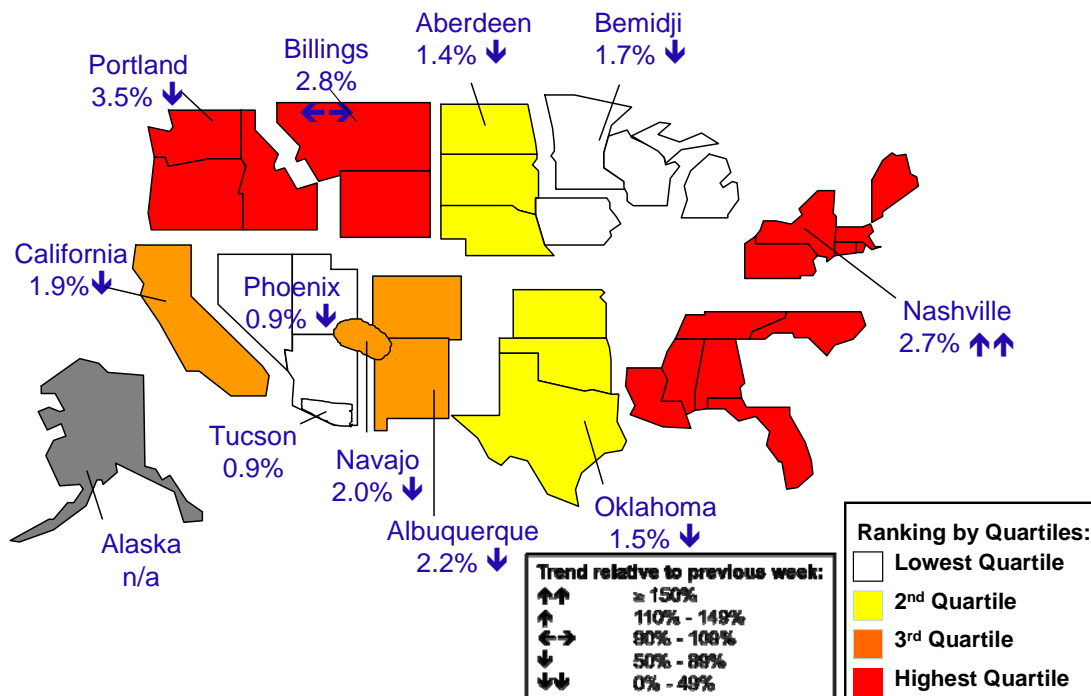




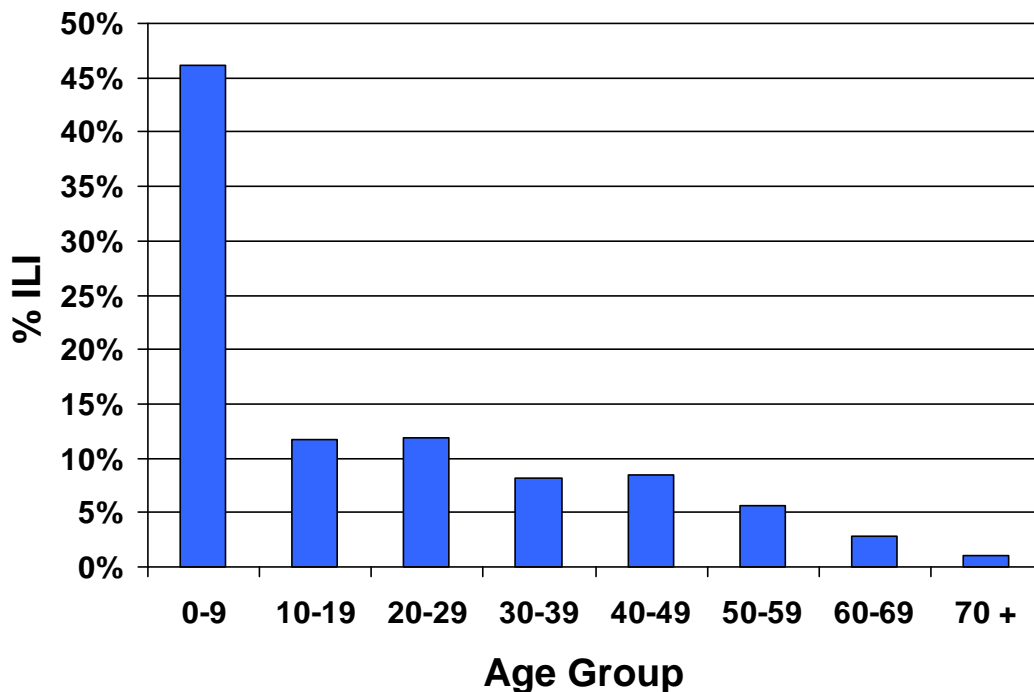
Indian Health Service
Division of Epidemiology and Disease Prevention
2009 Influenza A (H1N1) Surveillance Report
IHS Influenza Awareness System (IIAS)
#6 (Reporting Period: 11/01/09 – 11/07/09)



**% of Visits for ILI by Area, Week 44
 With trend comparison to Week 43**



IHS ILI Visits by Age, As % of Total, Week 44



Summary of ILI Surveillance in IHS:

- *ILI definition, based on uploaded RPMS data: [influenza-specific ICD-9 code] or [measured temp > 100F and presence of at least 1 of 24 ILI ICD-9 codes].*
- Of 498 IHS sites, 308 (61.8%) are reporting and have their data included in this report.
- Total ILI visits to IHS facilities reporting to IIAS have increased from a low of ~850/week (week 26) to a high of ~4300/week (week 39). Visits are currently running ~1100/week (week 44).
- Overall, it appears that ILI % in IHS peaked at weeks 38-40. We will need to remain vigilant for a return of H1N1-related disease in IHS, and continue to work very hard to get our population and health care workers vaccinated, because it is unknown whether H1N1 will again emerge during the usual mid-winter influenza season.
- As in other populations in the United States, ILI is disproportionately affecting children in IHS.

Summary of response and mitigation efforts:

- No locations have reached surge capacity.
- Reports of shortages for seasonal flu vaccine are being reported.

Summary of H1N1 vaccine events:

- All IHS Areas are currently administering H1N1 vaccine. A total of 36,318 H1N1 vaccine doses have been administered by I/T/U facilities in these Areas. A breakdown by age group is included in Table 1 below.
- 6,900 doses of H1N1 vaccine for healthcare personnel with direct patient contact employed in I/T/U facilities have been or soon will be distributed by the IHS National Supply Service Center (NSSC).
- Production delays that contributed to less vaccine being distributed than planned have been resolved. As of Nov. 9th, 39.7 million doses of vaccine have been made available to states. Supply will continue to increase in the coming weeks.

Table 1: Number of H1N1 Vaccine Doses Administered to Patients by Age Group

Number of H1N1 Vaccine Doses by Age Group	
< 5 years	6,634
5-24 years	13,074
25-64 years	15,344
65+ years	1,266
Total Number of doses	36,318

Key Points:

- Influenza-like illness in IHS is geographically widespread.
- Vaccination for patients has begun at many IHS facilities.
- Vaccine for providers has begun at IHS facilities.

Key Community Messaging Points:

- Please visit www.ihs.gov/H1N1 for information about H1N1 activities and Indian Country.
- Take these steps to stay healthy:
<http://www.flu.gov/individualfamily/prevention/index.html>
- Information regarding the different types of H1N1 vaccine:
<http://www.flu.gov/individualfamily/vaccination/index.html>
- Questions and Answers regarding vaccine safety:
http://www.cdc.gov/h1n1flu/vaccination/vaccine_safety_qa.htm

Other announcements:

- None