



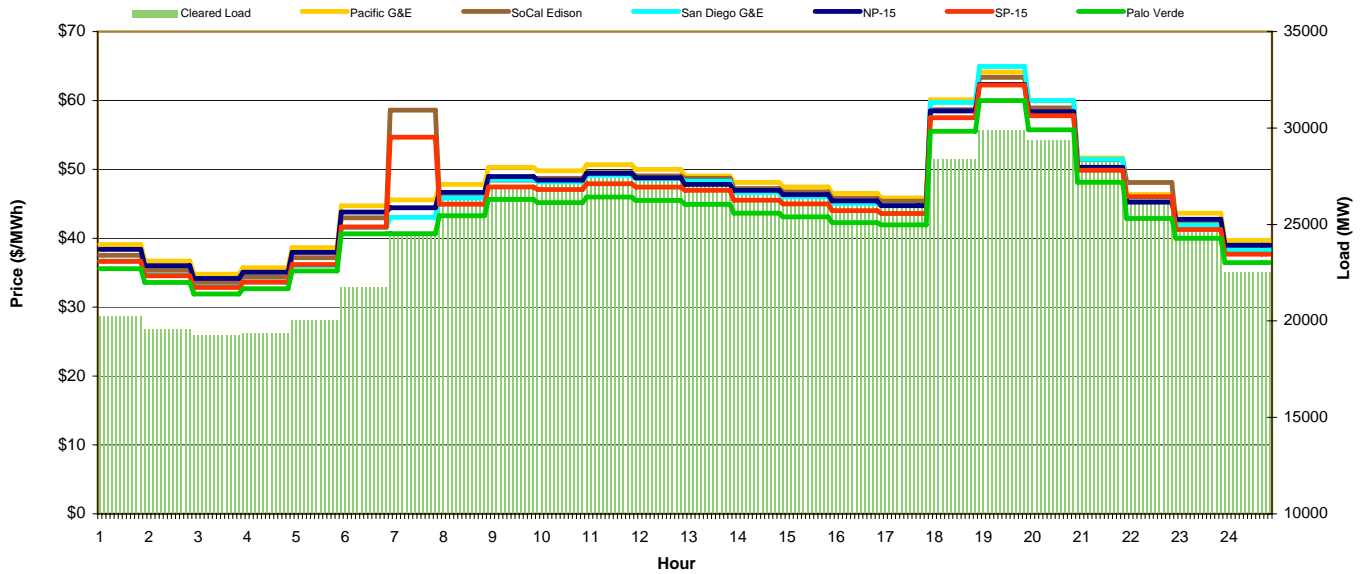
CAISO Daily Report

Monday February 01, 2010

| Price | <=0 | >=100 | >=200 |
|------------------|--------|--------|-------|
| Forecast Error % | 0-4.9% | 5-9.9% | >=10% |

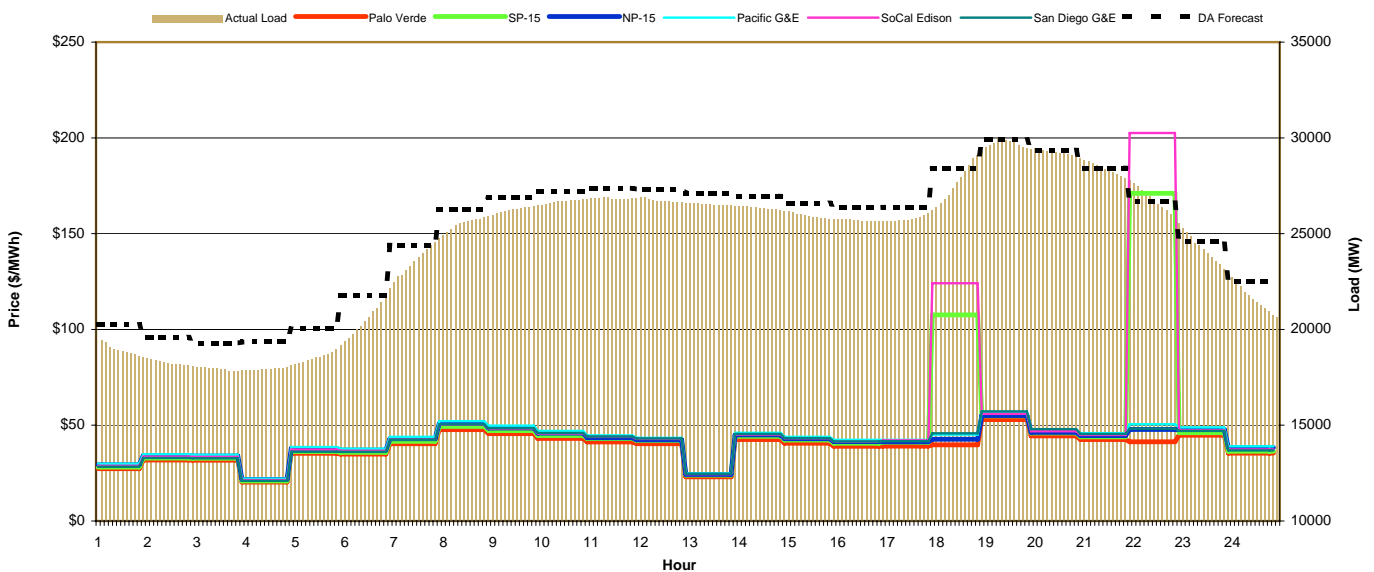
Day-Ahead Prices and DA Forecast Load

| Hour Ending: | Day-Ahead Prices and DA Forecast Load | | | | | | | | | | | | | | | | | | | | | | | | Avg. Hr \$ | |
|-----------------------|---------------------------------------|-------|-------|-------|-------|-------|-------|-------|-------|-------|-------|-------|-------|-------|-------|-------|-------|-------|-------|-------|-------|-------|-------|-------|------------|-------|
| | 1 | 2 | 3 | 4 | 5 | 6 | 7 | 8 | 9 | 10 | 11 | 12 | 13 | 14 | 15 | 16 | 17 | 18 | 19 | 20 | 21 | 22 | 23 | 24 | All | On Pk |
| Pacific G&E | 39.10 | 36.68 | 34.78 | 35.71 | 38.65 | 44.71 | 45.58 | 47.82 | 50.28 | 49.79 | 50.68 | 50.01 | 49.03 | 48.11 | 47.45 | 46.51 | 45.85 | 60.12 | 64.12 | 59.96 | 51.64 | 46.33 | 43.63 | 39.70 | 46.93 | 50.83 |
| SoCal Edison | 37.53 | 35.35 | 33.57 | 34.38 | 37.19 | 42.97 | 58.59 | 45.92 | 48.44 | 48.70 | 49.52 | 49.05 | 48.70 | 47.22 | 46.74 | 45.81 | 45.38 | 58.67 | 63.35 | 58.92 | 51.39 | 48.10 | 42.38 | 38.50 | 46.52 | 50.91 |
| San Diego G&E | 36.69 | 34.65 | 32.95 | 33.66 | 36.03 | 41.55 | 43.03 | 45.85 | 48.53 | 48.19 | 49.14 | 48.66 | 48.29 | 46.67 | 46.04 | 45.08 | 44.77 | 59.72 | 64.93 | 59.99 | 51.46 | 45.56 | 41.93 | 38.33 | 45.49 | 49.74 |
| NP-15 | 38.39 | 36.03 | 34.17 | 35.08 | 37.95 | 43.81 | 44.44 | 46.66 | 48.95 | 48.44 | 49.41 | 48.77 | 47.82 | 46.96 | 46.33 | 45.43 | 44.72 | 58.48 | 62.34 | 58.35 | 50.30 | 45.25 | 42.77 | 38.99 | 45.83 | 49.54 |
| SP-15 | 36.65 | 34.56 | 32.86 | 33.62 | 36.18 | 41.65 | 54.67 | 44.95 | 47.44 | 47.07 | 47.92 | 47.42 | 46.95 | 45.52 | 44.98 | 44.01 | 43.59 | 57.50 | 62.25 | 57.78 | 49.86 | 46.04 | 41.27 | 37.68 | 45.10 | 49.25 |
| Palo Verde | 35.58 | 33.59 | 31.92 | 32.67 | 35.26 | 40.65 | 40.67 | 43.27 | 45.63 | 45.16 | 45.99 | 45.49 | 44.91 | 43.64 | 43.10 | 42.28 | 41.93 | 55.52 | 60.00 | 55.75 | 48.13 | 42.87 | 40.00 | 36.47 | 42.94 | 46.52 |
| DA Forecast Load (GW) | 20.2 | 19.6 | 19.3 | 19.3 | 20.0 | 21.8 | 24.4 | 26.2 | 26.9 | 27.2 | 27.4 | 27.3 | 27.1 | 26.9 | 26.6 | 26.4 | 26.4 | 28.4 | 29.9 | 29.4 | 28.4 | 26.7 | 24.6 | 22.5 | | |



Preliminary Real-Time Prices with Forecasted and Actual System Load

| Hour Ending: | Preliminary Real-Time Prices with Forecasted and Actual System Load | | | | | | | | | | | | | | | | | | | | | | | | Avg. Hr \$ | |
|------------------|---|-------|-------|-------|-------|-------|-------|-------|-------|-------|-------|-------|-------|-------|-------|-------|-------|--------|-------|-------|-------|--------|-------|-------|------------|-------|
| | 1 | 2 | 3 | 4 | 5 | 6 | 7 | 8 | 9 | 10 | 11 | 12 | 13 | 14 | 15 | 16 | 17 | 18 | 19 | 20 | 21 | 22 | 23 | 24 | All | On Pk |
| Pacific G&E | 29.91 | 34.82 | 34.61 | 22.12 | 38.61 | 37.77 | 43.90 | 52.11 | 49.79 | 47.05 | 44.67 | 43.44 | 24.91 | 46.02 | 43.95 | 42.34 | 42.36 | 45.08 | 56.77 | 47.68 | 45.89 | 50.58 | 48.89 | 38.99 | 42.18 | 45.41 |
| SoCal Edison | 28.80 | 33.55 | 33.46 | 21.35 | 37.26 | 36.69 | 42.49 | 50.32 | 48.20 | 45.58 | 43.91 | 42.85 | 24.49 | 45.07 | 43.17 | 41.39 | 42.10 | 124.13 | 55.99 | 46.88 | 44.95 | 202.53 | 47.33 | 37.38 | 50.83 | 59.00 |
| San Diego G&E | 28.32 | 32.93 | 32.71 | 20.96 | 36.18 | 36.12 | 42.43 | 50.46 | 48.42 | 45.90 | 44.12 | 43.12 | 24.67 | 45.41 | 43.30 | 41.50 | 41.69 | 45.75 | 57.22 | 47.92 | 45.42 | 48.19 | 46.99 | 36.84 | 41.11 | 44.72 |
| NP-15 | 29.33 | 34.15 | 33.94 | 21.71 | 37.90 | 37.01 | 42.92 | 50.85 | 48.52 | 45.82 | 43.45 | 42.38 | 24.31 | 44.96 | 42.97 | 41.40 | 41.38 | 42.66 | 55.06 | 46.29 | 44.57 | 47.78 | 47.92 | 38.33 | 41.07 | 44.08 |
| SP-15 | 28.18 | 32.85 | 32.72 | 20.90 | 36.28 | 35.83 | 41.62 | 49.33 | 47.22 | 44.63 | 43.00 | 41.98 | 24.00 | 44.16 | 42.28 | 40.56 | 41.13 | 107.63 | 54.88 | 45.95 | 43.92 | 171.10 | 46.14 | 36.45 | 48.03 | 55.21 |
| Palo Verde | 27.28 | 31.83 | 31.73 | 20.29 | 35.34 | 34.90 | 40.37 | 47.73 | 45.60 | 43.09 | 41.30 | 40.32 | 23.05 | 42.50 | 40.62 | 38.99 | 39.08 | 39.77 | 52.99 | 44.46 | 42.53 | 41.38 | 44.80 | 35.39 | 38.56 | 41.49 |
| DA Forecast (GW) | 20.25 | 19.58 | 19.28 | 19.35 | 20.02 | 21.75 | 24.39 | 26.23 | 26.88 | 27.21 | 27.38 | 27.31 | 27.12 | 26.94 | 26.59 | 26.36 | 26.38 | 28.40 | 29.90 | 29.35 | 28.42 | 26.68 | 24.59 | 22.50 | | |
| Forecast Error % | -6.8% | -7.0% | -7.1% | -7.2% | -6.8% | -4.1% | -2.3% | -2.4% | -2.2% | -1.9% | -2.0% | -2.3% | -2.3% | -2.4% | -2.7% | -2.6% | -2.0% | -1.2% | -0.8% | -0.6% | -0.7% | -1.0% | -3.0% | -5.0% | | |





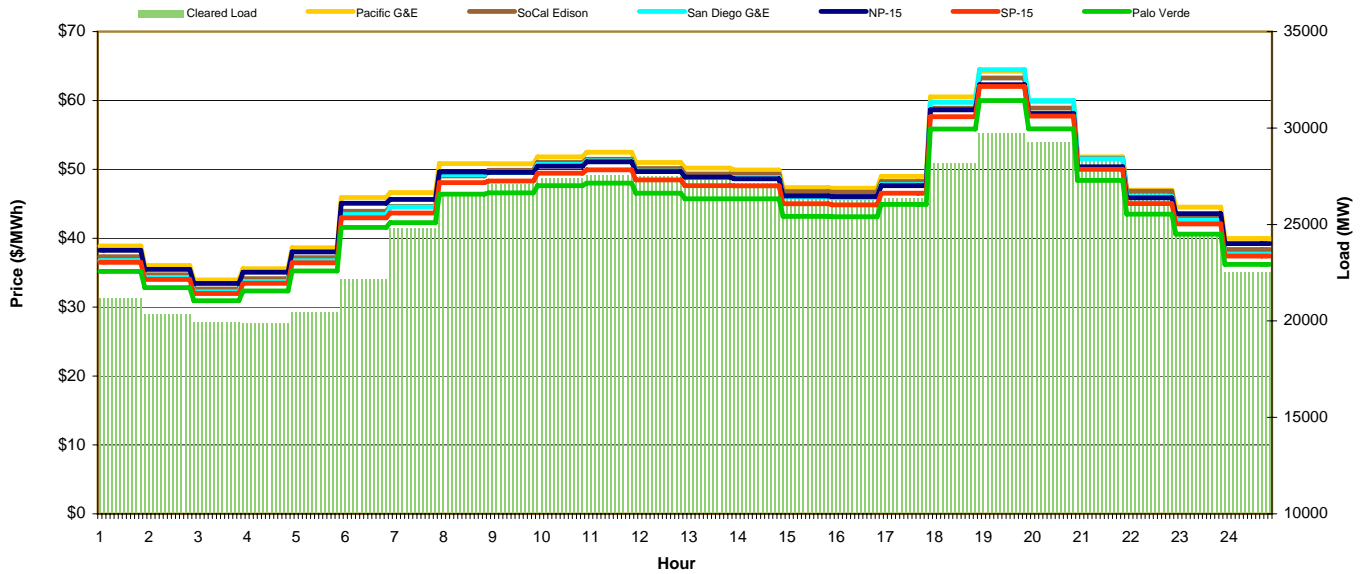
CAISO Daily Report

Tuesday February 02, 2010

| Price | <=0 | >=100 | >=200 |
|------------------|--------|--------|-------|
| Forecast Error % | 0-4.9% | 5-9.9% | >=10% |

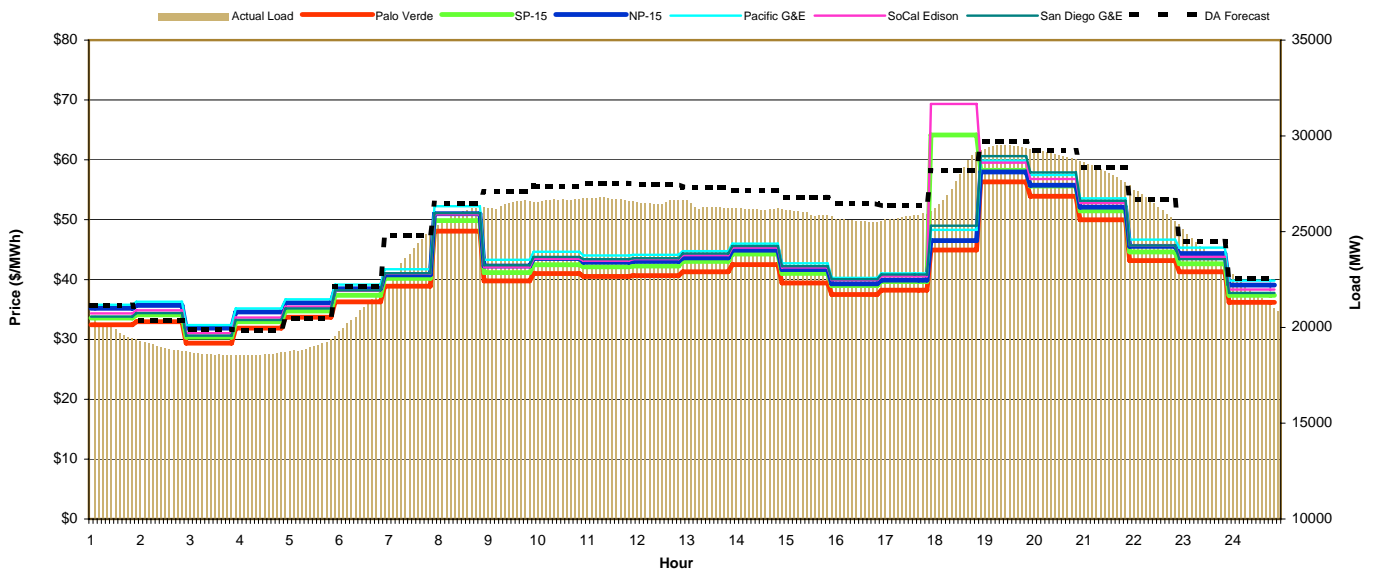
Day-Ahead Prices and DA Forecast Load

| Hour Ending: | Day-Ahead Prices and DA Forecast Load | | | | | | | | | | | | | | | | | | | | | | | | Avg. Hr \$ | | | |
|-----------------------|---------------------------------------|-------|-------|-------|-------|-------|-------|-------|-------|-------|-------|-------|-------|-------|-------|-------|-------|-------|-------|-------|-------|-------|-------|-------|------------|-------|--|--|
| | 1 | 2 | 3 | 4 | 5 | 6 | 7 | 8 | 9 | 10 | 11 | 12 | 13 | 14 | 15 | 16 | 17 | 18 | 19 | 20 | 21 | 22 | 23 | 24 | All | On Pk | | |
| Pacific G&E | 38.89 | 36.04 | 33.96 | 35.59 | 38.63 | 45.91 | 46.64 | 50.83 | 50.82 | 51.82 | 52.48 | 51.01 | 50.19 | 49.91 | 47.36 | 47.26 | 48.99 | 60.51 | 64.23 | 59.86 | 51.81 | 46.98 | 44.51 | 39.96 | 47.68 | 51.92 | | |
| SoCal Edison | 37.31 | 34.70 | 32.63 | 34.15 | 37.19 | 43.92 | 44.61 | 49.06 | 49.86 | 50.99 | 51.48 | 50.12 | 49.32 | 49.28 | 46.77 | 46.68 | 48.24 | 58.87 | 63.26 | 58.89 | 51.60 | 46.81 | 43.19 | 38.36 | 46.55 | 50.99 | | |
| San Diego G&E | 36.76 | 34.30 | 32.24 | 33.72 | 36.73 | 43.46 | 44.51 | 49.23 | 49.53 | 50.71 | 51.24 | 49.74 | 48.81 | 48.82 | 46.01 | 45.88 | 47.79 | 59.74 | 64.48 | 59.98 | 51.52 | 46.06 | 42.63 | 37.69 | 46.32 | 50.88 | | |
| NP-15 | 38.25 | 35.48 | 33.44 | 35.06 | 38.02 | 45.09 | 45.64 | 49.63 | 49.57 | 50.47 | 51.09 | 49.67 | 48.89 | 48.64 | 46.15 | 46.04 | 47.63 | 58.64 | 62.29 | 58.12 | 50.37 | 45.86 | 43.57 | 39.23 | 46.53 | 50.54 | | |
| SP-15 | 36.51 | 34.01 | 31.99 | 33.47 | 36.44 | 42.98 | 43.66 | 48.06 | 48.30 | 49.44 | 49.92 | 48.48 | 47.63 | 47.60 | 45.01 | 44.84 | 46.54 | 57.65 | 62.03 | 57.75 | 49.99 | 45.04 | 42.09 | 37.41 | 45.29 | 49.50 | | |
| Palo Verde | 35.19 | 32.84 | 30.94 | 32.36 | 35.24 | 41.57 | 42.28 | 46.41 | 46.58 | 47.64 | 48.00 | 46.54 | 45.72 | 45.73 | 43.17 | 43.14 | 44.91 | 55.86 | 60.00 | 55.89 | 48.40 | 43.50 | 40.60 | 36.20 | 43.70 | 47.74 | | |
| DA Forecast Load (GW) | 21.2 | 20.3 | 19.9 | 19.9 | 20.4 | 22.1 | 24.8 | 26.5 | 27.1 | 27.4 | 27.5 | 27.5 | 27.3 | 27.1 | 26.8 | 26.5 | 26.3 | 28.2 | 29.7 | 29.2 | 28.3 | 26.7 | 24.5 | 22.5 | | | | |



Preliminary Real-Time Prices with Forecasted and Actual System Load

| Hour Ending: | Preliminary Real-Time Prices with Forecasted and Actual System Load | | | | | | | | | | | | | | | | | | | | | | | | Avg. Hr \$ | | | |
|------------------|---|-------|-------|-------|-------|-------|-------|-------|-------|-------|-------|-------|-------|-------|-------|-------|-------|-------|-------|-------|-------|-------|-------|-------|------------|-------|--|--|
| | 1 | 2 | 3 | 4 | 5 | 6 | 7 | 8 | 9 | 10 | 11 | 12 | 13 | 14 | 15 | 16 | 17 | 18 | 19 | 20 | 21 | 22 | 23 | 24 | All | On Pk | | |
| Pacific G&E | 35.78 | 36.29 | 32.39 | 35.18 | 36.69 | 39.15 | 41.71 | 52.25 | 43.31 | 44.64 | 44.01 | 44.13 | 44.73 | 46.01 | 42.70 | 40.29 | 41.02 | 48.31 | 59.89 | 57.47 | 53.56 | 46.66 | 45.32 | 39.82 | 43.80 | 46.92 | | |
| SoCal Edison | 34.35 | 34.85 | 31.03 | 33.65 | 35.48 | 38.11 | 41.01 | 50.88 | 42.08 | 43.46 | 43.15 | 43.40 | 44.09 | 45.34 | 42.03 | 39.91 | 40.55 | 69.34 | 59.51 | 56.79 | 52.78 | 45.70 | 43.79 | 38.34 | 43.73 | 47.50 | | |
| San Diego G&E | 33.81 | 34.39 | 30.63 | 33.25 | 35.17 | 38.18 | 41.05 | 51.10 | 42.39 | 43.78 | 43.41 | 43.58 | 44.33 | 45.59 | 42.22 | 40.05 | 40.84 | 49.01 | 60.63 | 57.89 | 53.17 | 45.70 | 43.41 | 37.78 | 42.97 | 46.55 | | |
| NP-15 | 35.20 | 35.70 | 31.87 | 34.59 | 36.10 | 38.45 | 40.79 | 51.00 | 42.25 | 43.52 | 42.90 | 43.02 | 43.63 | 44.89 | 41.66 | 39.29 | 39.91 | 46.51 | 57.97 | 55.75 | 52.10 | 45.55 | 44.34 | 39.08 | 42.75 | 45.67 | | |
| SP-15 | 33.56 | 34.10 | 30.38 | 32.96 | 34.75 | 37.37 | 40.21 | 49.86 | 41.17 | 42.48 | 42.11 | 42.27 | 43.04 | 44.27 | 41.04 | 39.00 | 39.65 | 64.14 | 58.24 | 55.62 | 51.48 | 44.60 | 42.64 | 37.38 | 42.60 | 46.20 | | |
| Palo Verde | 32.44 | 32.95 | 29.36 | 31.88 | 33.70 | 36.28 | 38.89 | 48.10 | 39.78 | 41.00 | 40.52 | 40.67 | 41.30 | 42.51 | 39.43 | 37.50 | 38.23 | 44.93 | 56.32 | 53.91 | 49.97 | 43.16 | 41.29 | 36.18 | 40.43 | 43.51 | | |
| DA Forecast (GW) | 21.17 | 20.34 | 19.91 | 19.86 | 20.44 | 22.14 | 24.78 | 26.49 | 27.09 | 27.38 | 27.53 | 27.48 | 27.32 | 27.12 | 26.78 | 26.45 | 26.35 | 28.17 | 29.71 | 29.24 | 28.34 | 26.68 | 24.49 | 22.55 | | | | |
| Forecast Error % | -6.5% | -7.0% | -6.7% | -6.4% | -6.5% | -4.6% | -2.6% | -1.8% | -2.3% | -2.6% | -3.1% | -3.5% | -3.9% | -3.6% | -3.3% | -3.4% | -1.9% | -0.5% | -1.0% | -1.0% | -1.4% | -2.0% | -2.7% | -4.2% | | | | |





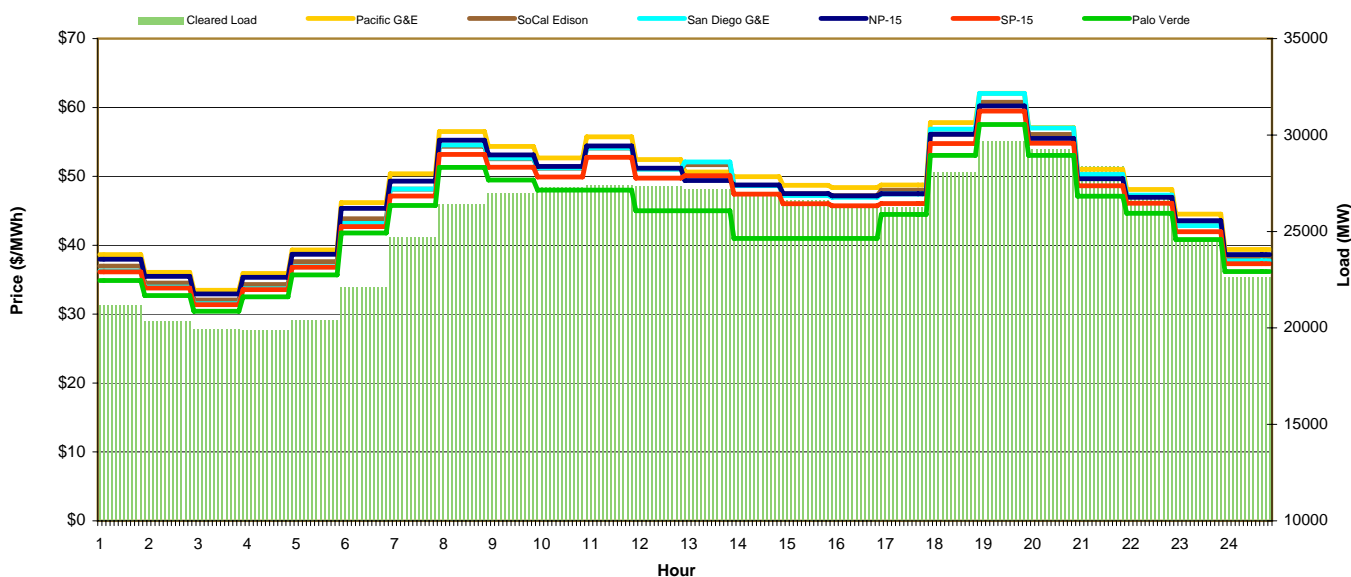
CAISO Daily Report

Wednesday February 03, 2010

| Price | <=0 | >=100 | >=200 |
|------------------|--------|--------|-------|
| Forecast Error % | 0-4.9% | 5-9.9% | >=10% |

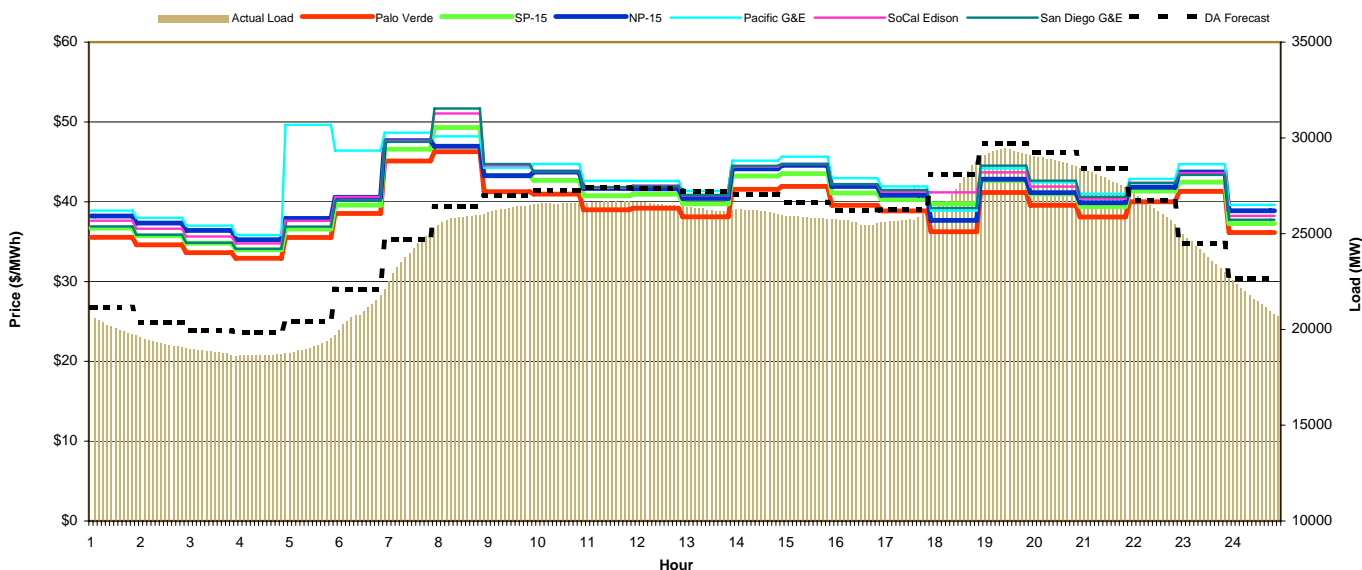
Day-Ahead Prices and DA Forecast Load

| Hour Ending: | | | | | | | | | | | | | | | | | | | | | | | | | Avg. Hr \$ | | | |
|-----------------------|-------|-------|-------|-------|-------|-------|-------|-------|-------|-------|-------|-------|-------|-------|-------|-------|-------|-------|-------|-------|-------|-------|-------|-------|------------|-------|--|--|
| | 1 | 2 | 3 | 4 | 5 | 6 | 7 | 8 | 9 | 10 | 11 | 12 | 13 | 14 | 15 | 16 | 17 | 18 | 19 | 20 | 21 | 22 | 23 | 24 | All | On Pk | | |
| Pacific G&E | 38.64 | 36.06 | 33.46 | 35.91 | 39.33 | 46.20 | 50.38 | 56.51 | 54.34 | 52.67 | 55.75 | 52.44 | 50.64 | 49.96 | 48.69 | 48.38 | 48.75 | 57.81 | 62.06 | 57.09 | 51.03 | 48.11 | 44.51 | 39.40 | 48.25 | 52.79 | | |
| SoCal Edison | 36.97 | 34.52 | 32.06 | 34.29 | 37.63 | 43.84 | 48.14 | 54.36 | 52.56 | 51.19 | 54.12 | 51.10 | 51.70 | 48.71 | 47.48 | 47.19 | 47.99 | 56.12 | 60.75 | 56.09 | 49.94 | 47.25 | 43.10 | 38.19 | 46.89 | 51.54 | | |
| San Diego G&E | 36.25 | 33.93 | 31.51 | 33.67 | 36.89 | 43.17 | 48.17 | 54.55 | 52.65 | 51.23 | 54.13 | 51.05 | 52.09 | 48.66 | 47.22 | 46.96 | 47.44 | 56.86 | 62.04 | 57.02 | 50.27 | 47.28 | 42.85 | 37.73 | 46.82 | 51.73 | | |
| NP-15 | 37.98 | 35.48 | 32.93 | 35.35 | 38.69 | 45.36 | 49.31 | 55.25 | 53.10 | 51.44 | 54.41 | 51.18 | 49.40 | 48.75 | 47.51 | 47.16 | 47.47 | 56.10 | 60.23 | 55.50 | 49.66 | 46.96 | 43.57 | 38.64 | 47.14 | 51.47 | | |
| SP-15 | 36.13 | 33.78 | 31.38 | 33.56 | 36.80 | 42.71 | 47.15 | 53.19 | 51.34 | 49.91 | 52.76 | 49.76 | 50.09 | 47.41 | 46.04 | 45.72 | 46.04 | 54.77 | 59.48 | 54.81 | 48.62 | 46.09 | 41.98 | 37.33 | 45.70 | 50.20 | | |
| Palo Verde | 34.89 | 32.69 | 30.43 | 32.52 | 35.71 | 41.78 | 45.77 | 51.29 | 49.47 | 48.00 | 48.00 | 45.00 | 45.00 | 41.00 | 41.00 | 41.00 | 44.48 | 53.05 | 57.53 | 53.04 | 47.13 | 44.64 | 40.82 | 36.18 | 43.35 | 47.21 | | |
| DA Forecast Load (GW) | 21.2 | 20.3 | 19.9 | 19.9 | 20.4 | 22.1 | 24.7 | 26.4 | 27.0 | 27.3 | 27.4 | 27.3 | 27.2 | 27.0 | 26.6 | 26.2 | 26.3 | 28.1 | 29.7 | 29.2 | 28.4 | 26.7 | 24.5 | 22.6 | | | | |



Preliminary Real-Time Prices with Forecasted and Actual System Load

| Hour Ending: | | | | | | | | | | | | | | | | | | | | | | | | | Avg. Hr \$ | | | |
|-----------------------|-------|-------|-------|-------|-------|-------|-------|-------|-------|-------|-------|-------|-------|-------|-------|-------|-------|-------|-------|-------|-------|-------|-------|-------|------------|-------|--|--|
| | 1 | 2 | 3 | 4 | 5 | 6 | 7 | 8 | 9 | 10 | 11 | 12 | 13 | 14 | 15 | 16 | 17 | 18 | 19 | 20 | 21 | 22 | 23 | 24 | All | On Pk | | |
| Pacific G&E | 38.88 | 37.99 | 37.01 | 35.83 | 49.63 | 46.42 | 48.66 | 48.19 | 44.26 | 44.73 | 42.62 | 42.60 | 41.34 | 45.15 | 45.64 | 42.95 | 41.92 | 38.89 | 44.19 | 42.42 | 40.99 | 42.85 | 44.71 | 39.61 | 42.81 | 43.59 | | |
| SoCal Edison | 37.62 | 36.63 | 35.64 | 34.78 | 37.61 | 40.59 | 47.62 | 51.05 | 44.55 | 43.75 | 41.76 | 42.03 | 40.80 | 44.40 | 44.73 | 42.22 | 41.25 | 41.17 | 43.67 | 41.90 | 40.39 | 42.38 | 43.61 | 38.22 | 41.60 | 43.35 | | |
| San Diego G&E | 36.91 | 35.87 | 34.85 | 34.10 | 36.89 | 40.12 | 47.51 | 51.68 | 44.72 | 43.77 | 41.84 | 41.94 | 40.86 | 44.50 | 44.74 | 42.21 | 41.48 | 39.21 | 44.53 | 42.64 | 40.62 | 42.33 | 43.37 | 37.74 | 41.43 | 43.41 | | |
| NP-15 | 38.21 | 37.33 | 36.41 | 35.25 | 37.90 | 40.55 | 47.66 | 46.94 | 43.27 | 43.72 | 41.65 | 41.61 | 40.40 | 44.12 | 44.56 | 41.91 | 40.83 | 37.67 | 42.82 | 41.14 | 39.87 | 41.82 | 43.72 | 38.87 | 41.18 | 42.50 | | |
| SP-15 | 36.71 | 35.74 | 34.80 | 33.98 | 36.59 | 39.58 | 46.59 | 49.30 | 43.30 | 42.69 | 40.75 | 40.93 | 39.73 | 43.22 | 43.52 | 41.11 | 40.28 | 39.75 | 42.65 | 40.97 | 39.38 | 41.34 | 42.46 | 37.27 | 40.53 | 42.22 | | |
| Palo Verde | 35.55 | 34.60 | 33.62 | 32.92 | 35.53 | 38.53 | 45.10 | 46.27 | 41.26 | 40.96 | 38.99 | 39.19 | 38.11 | 41.55 | 41.91 | 39.55 | 38.85 | 36.25 | 41.15 | 39.55 | 38.09 | 40.00 | 41.29 | 36.14 | 38.96 | 40.42 | | |
| DA Forecast Load (GW) | 21.16 | 20.34 | 19.92 | 19.86 | 20.42 | 22.10 | 24.71 | 26.42 | 26.98 | 27.27 | 27.41 | 27.33 | 27.21 | 27.04 | 26.63 | 26.23 | 26.26 | 28.09 | 29.69 | 29.24 | 28.38 | 26.70 | 24.50 | 22.64 | | | | |
| Forecast Error % | -5.3% | -5.6% | -5.7% | -6.0% | -5.8% | -4.2% | -1.8% | -2.1% | -2.3% | -2.6% | -2.8% | -3.0% | -3.6% | -3.4% | -3.1% | -2.6% | -1.5% | -1.1% | -1.5% | -1.8% | -2.2% | -2.5% | -3.4% | -5.6% | | | | |





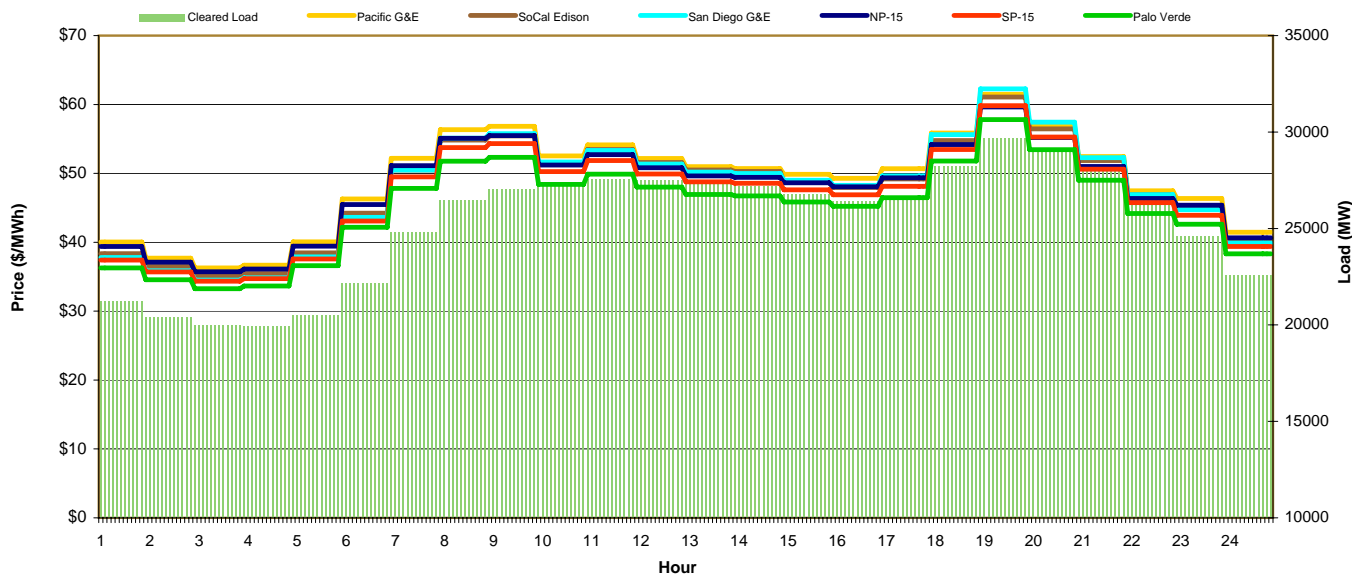
CAISO Daily Report

Thursday February 04, 2010

| Price | <=0 | >=100 | >=200 |
|------------------|--------|--------|-------|
| Forecast Error % | 0-4.9% | 5-9.9% | >=10% |

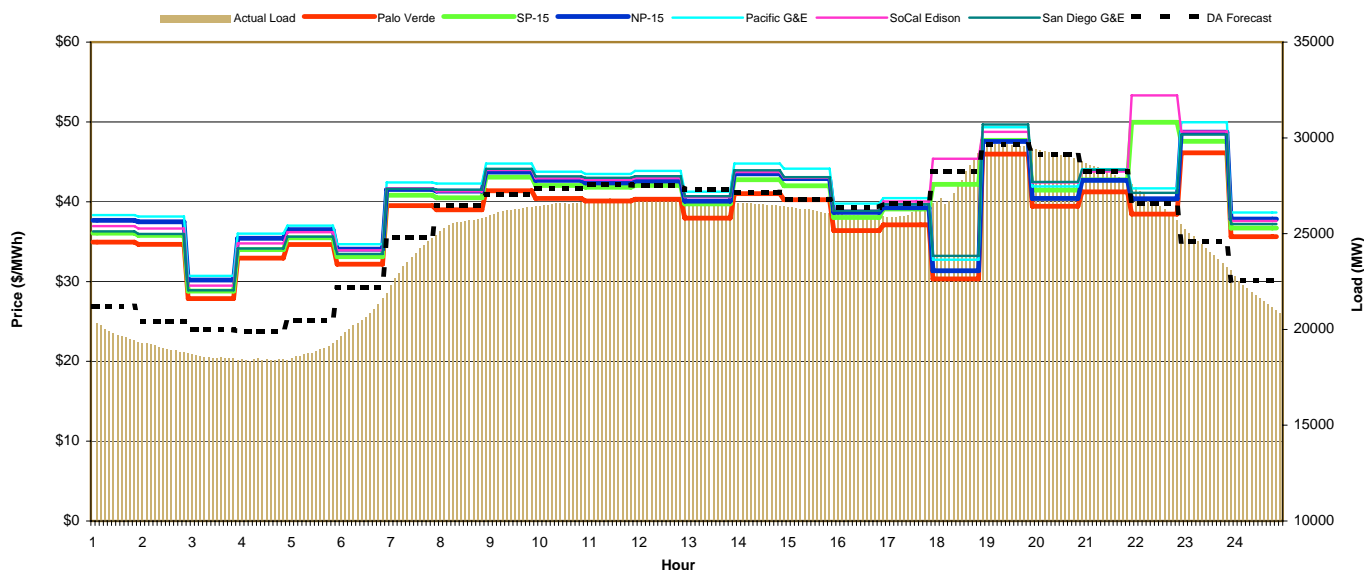
Day-Ahead Prices and DA Forecast Load

| Hour Ending: | Day-Ahead Prices and DA Forecast Load | | | | | | | | | | | | | | | | | | | | | | | | Avg. Hr \$ | | | |
|-----------------------|---------------------------------------|-------|-------|-------|-------|-------|-------|-------|-------|-------|-------|-------|-------|-------|-------|-------|-------|-------|-------|-------|-------|-------|-------|-------|------------|-------|--|--|
| | 1 | 2 | 3 | 4 | 5 | 6 | 7 | 8 | 9 | 10 | 11 | 12 | 13 | 14 | 15 | 16 | 17 | 18 | 19 | 20 | 21 | 22 | 23 | 24 | All | On Pk | | |
| Pacific G&E | 38.35 | 36.49 | 35.08 | 35.47 | 38.46 | 44.23 | 50.50 | 54.84 | 55.45 | 51.36 | 53.46 | 51.58 | 50.49 | 50.29 | 48.70 | 47.96 | 49.20 | 54.75 | 61.07 | 56.46 | 51.86 | 46.92 | 45.06 | 40.35 | 47.85 | 52.18 | | |
| SoCal Edison | 37.78 | 35.86 | 34.51 | 34.84 | 37.87 | 43.63 | 50.49 | 55.12 | 55.76 | 51.66 | 53.34 | 51.35 | 50.19 | 49.97 | 48.99 | 48.25 | 49.62 | 55.63 | 62.26 | 57.45 | 52.29 | 46.91 | 44.74 | 39.91 | 47.85 | 52.46 | | |
| San Diego G&E | 39.39 | 37.12 | 35.71 | 36.12 | 39.43 | 45.46 | 51.12 | 55.09 | 55.49 | 51.21 | 52.73 | 50.81 | 49.62 | 49.42 | 48.62 | 48.04 | 49.34 | 54.18 | 59.65 | 55.21 | 51.00 | 46.36 | 45.39 | 40.65 | 47.80 | 51.74 | | |
| NP-15 | 37.42 | 35.70 | 34.34 | 34.71 | 37.59 | 43.08 | 49.50 | 53.75 | 54.33 | 50.26 | 51.86 | 49.91 | 48.77 | 48.56 | 47.61 | 46.89 | 48.13 | 53.48 | 59.82 | 55.28 | 50.61 | 45.76 | 43.91 | 39.40 | 46.69 | 50.91 | | |
| SP-15 | 36.29 | 34.57 | 33.25 | 33.65 | 36.60 | 42.18 | 47.83 | 51.76 | 52.32 | 48.40 | 49.88 | 48.00 | 46.94 | 46.73 | 45.86 | 45.22 | 46.48 | 51.79 | 57.81 | 53.44 | 49.00 | 44.18 | 42.62 | 38.31 | 45.13 | 49.10 | | |
| Palo Verde | 21.2 | 20.4 | 20.0 | 19.9 | 20.5 | 22.2 | 24.8 | 26.5 | 27.1 | 27.4 | 27.5 | 27.3 | 27.2 | 26.8 | 26.4 | 26.6 | 28.2 | 29.6 | 29.1 | 28.2 | 26.6 | 24.6 | 22.6 | | | | | |
| DA Forecast Load (GW) | 21.2 | 20.4 | 20.0 | 19.9 | 20.5 | 22.2 | 24.8 | 26.5 | 27.1 | 27.4 | 27.5 | 27.3 | 27.2 | 26.8 | 26.4 | 26.6 | 28.2 | 29.6 | 29.1 | 28.2 | 26.6 | 24.6 | 22.6 | | | | | |



Preliminary Real-Time Prices with Forecasted and Actual System Load

| Hour Ending: | Preliminary Real-Time Prices with Forecasted and Actual System Load | | | | | | | | | | | | | | | | | | | | | | | | Avg. Hr \$ | | | |
|------------------|---|-------|-------|-------|-------|-------|-------|-------|-------|-------|-------|-------|-------|-------|-------|-------|-------|-------|-------|-------|-------|-------|-------|-------|------------|-------|--|--|
| | 1 | 2 | 3 | 4 | 5 | 6 | 7 | 8 | 9 | 10 | 11 | 12 | 13 | 14 | 15 | 16 | 17 | 18 | 19 | 20 | 21 | 22 | 23 | 24 | All | On Pk | | |
| Pacific G&E | 38.32 | 38.15 | 30.71 | 36.01 | 37.01 | 34.69 | 42.41 | 42.29 | 44.79 | 43.76 | 43.48 | 43.87 | 41.26 | 44.78 | 44.14 | 39.77 | 40.46 | 32.73 | 49.34 | 41.91 | 44.08 | 41.69 | 49.95 | 38.66 | 41.01 | 42.55 | | |
| SoCal Edison | 36.95 | 36.64 | 29.48 | 34.79 | 36.19 | 33.92 | 41.69 | 41.29 | 43.98 | 42.94 | 42.73 | 42.96 | 40.57 | 43.73 | 42.99 | 38.87 | 40.03 | 45.39 | 48.75 | 42.42 | 43.78 | 53.32 | 48.80 | 37.58 | 41.24 | 43.46 | | |
| San Diego G&E | 36.29 | 35.97 | 28.92 | 34.13 | 35.63 | 33.46 | 41.62 | 41.49 | 44.13 | 43.18 | 43.01 | 43.19 | 40.69 | 43.94 | 43.07 | 38.87 | 39.70 | 33.21 | 49.67 | 42.48 | 44.00 | 41.12 | 48.41 | 37.20 | 40.14 | 42.09 | | |
| NP-15 | 37.67 | 37.49 | 30.19 | 35.43 | 36.51 | 34.05 | 41.53 | 41.33 | 43.72 | 42.68 | 42.37 | 42.60 | 40.07 | 43.49 | 42.89 | 38.67 | 39.25 | 31.35 | 47.55 | 40.42 | 42.68 | 40.38 | 48.72 | 37.83 | 39.95 | 41.31 | | |
| SP-15 | 36.06 | 35.79 | 28.81 | 34.01 | 35.48 | 33.11 | 40.82 | 40.50 | 43.08 | 42.03 | 41.81 | 42.03 | 39.73 | 42.76 | 42.00 | 38.04 | 39.08 | 42.18 | 47.69 | 41.46 | 42.75 | 49.95 | 47.58 | 36.70 | 40.14 | 42.24 | | |
| Palo Verde | 34.94 | 34.66 | 27.87 | 32.95 | 34.64 | 32.18 | 39.51 | 39.00 | 41.39 | 40.41 | 40.09 | 40.31 | 37.95 | 41.01 | 40.25 | 36.39 | 37.10 | 30.33 | 45.97 | 39.44 | 41.23 | 38.45 | 46.13 | 35.62 | 37.83 | 39.30 | | |
| DA Forecast (GW) | 21.22 | 20.41 | 19.98 | 19.91 | 20.48 | 22.18 | 24.80 | 26.47 | 27.05 | 27.35 | 27.55 | 27.51 | 27.32 | 27.16 | 26.78 | 26.39 | 26.57 | 28.23 | 29.65 | 29.14 | 28.23 | 26.56 | 24.58 | 22.57 | | | | |
| Forecast Error % | -7.1% | -7.2% | -7.4% | -7.5% | -7.4% | -5.9% | -3.2% | -3.1% | -2.9% | -2.8% | -2.8% | -2.9% | -2.7% | -2.5% | -2.2% | -1.8% | -1.4% | -0.7% | -0.2% | -0.4% | -0.6% | -1.0% | -2.6% | -4.5% | | | | |





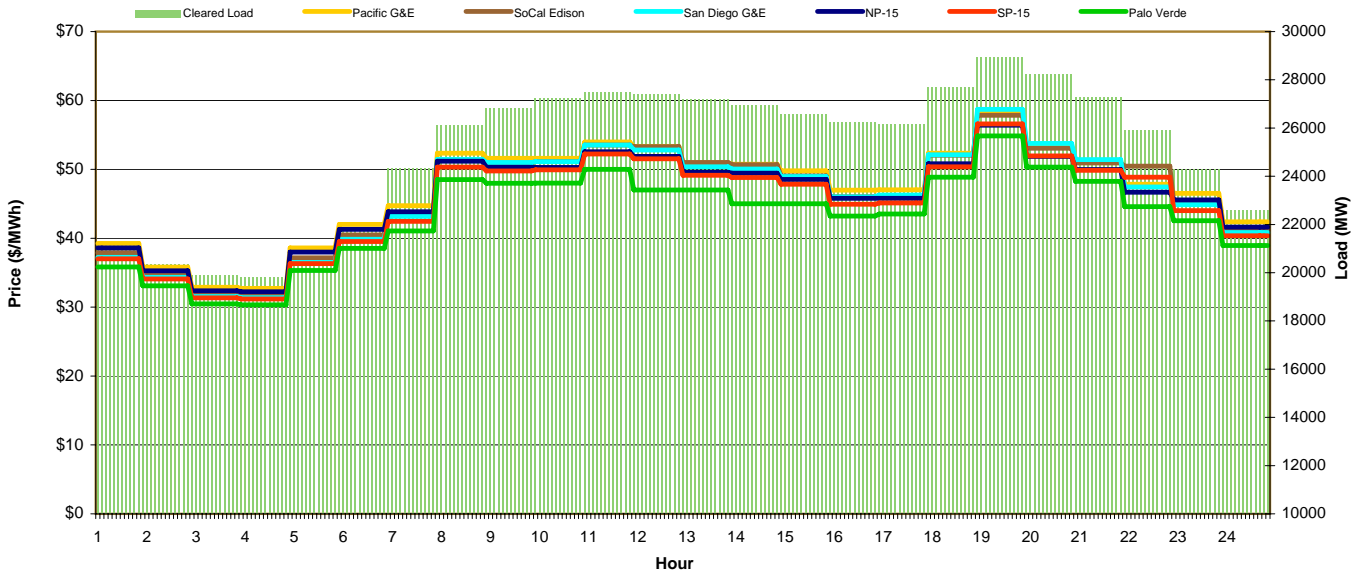
CAISO Daily Report

Friday February 05, 2010

| Price | <=0 | >=100 | >=200 |
|------------------|--------|--------|-------|
| Forecast Error % | 0-4.9% | 5-9.9% | >=10% |

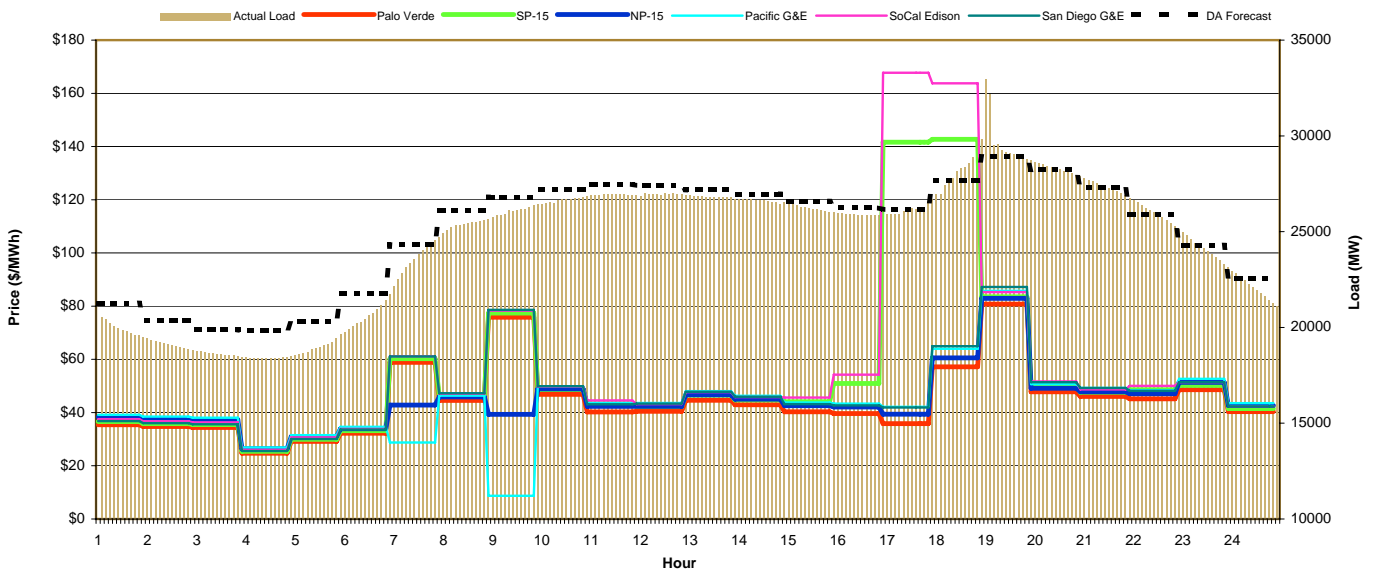
Day-Ahead Prices and DA Forecast Load

| Hour Ending: | | | | | | | | | | | | | | | | | | | | | | | | | Avg. Hr \$ | |
|-----------------------|-------|-------|-------|-------|-------|-------|-------|-------|-------|-------|-------|-------|-------|-------|-------|-------|-------|-------|-------|-------|-------|-------|-------|-------|------------|-------|
| | 1 | 2 | 3 | 4 | 5 | 6 | 7 | 8 | 9 | 10 | 11 | 12 | 13 | 14 | 15 | 16 | 17 | 18 | 19 | 20 | 21 | 22 | 23 | 24 | All | On Pk |
| Pacific G&E | 39.26 | 35.82 | 32.89 | 32.73 | 38.59 | 42.02 | 44.74 | 52.36 | 51.61 | 51.62 | 53.98 | 53.31 | 50.95 | 50.74 | 49.80 | 46.99 | 47.03 | 52.35 | 58.13 | 53.38 | 51.33 | 47.84 | 46.51 | 42.39 | 46.93 | 51.01 |
| SoCal Edison | 37.91 | 34.82 | 32.00 | 31.84 | 37.16 | 40.49 | 43.34 | 51.39 | 50.92 | 51.14 | 53.52 | 53.30 | 51.00 | 50.67 | 49.05 | 46.02 | 46.20 | 52.04 | 57.85 | 53.07 | 50.94 | 50.46 | 45.01 | 41.17 | 46.30 | 50.68 |
| San Diego G&E | 37.22 | 34.32 | 31.54 | 31.37 | 36.49 | 39.86 | 43.18 | 51.45 | 51.00 | 51.12 | 53.53 | 52.81 | 50.38 | 50.04 | 48.96 | 46.00 | 46.27 | 52.13 | 58.71 | 53.77 | 51.43 | 47.45 | 44.89 | 40.83 | 46.03 | 50.51 |
| NP-15 | 38.60 | 35.27 | 32.38 | 32.23 | 37.99 | 41.29 | 43.85 | 51.18 | 50.31 | 50.27 | 52.55 | 51.89 | 49.59 | 49.45 | 48.54 | 45.80 | 45.80 | 50.81 | 56.42 | 51.88 | 49.99 | 46.69 | 45.57 | 41.61 | 45.83 | 49.69 |
| SP-15 | 37.03 | 34.09 | 31.35 | 31.19 | 36.33 | 39.53 | 42.46 | 50.33 | 49.78 | 49.94 | 52.24 | 51.54 | 49.15 | 48.81 | 47.83 | 44.94 | 45.13 | 50.38 | 56.59 | 51.95 | 49.86 | 48.87 | 44.01 | 40.37 | 45.15 | 49.36 |
| Palo Verde | 35.85 | 33.09 | 30.47 | 30.33 | 35.33 | 38.53 | 41.06 | 48.51 | 47.97 | 48.00 | 50.00 | 47.00 | 47.00 | 45.00 | 45.00 | 43.22 | 43.53 | 48.85 | 54.86 | 50.32 | 48.26 | 44.58 | 42.54 | 38.95 | 43.26 | 47.07 |
| DA Forecast Load (GW) | 21.3 | 20.4 | 19.9 | 19.8 | 20.3 | 21.8 | 24.3 | 26.1 | 26.8 | 27.2 | 27.5 | 27.4 | 27.2 | 27.0 | 26.6 | 26.2 | 26.2 | 27.7 | 28.9 | 28.2 | 27.3 | 25.9 | 24.3 | 22.6 | | |



Preliminary Real-Time Prices with Forecasted and Actual System Load

| Hour Ending: | | | | | | | | | | | | | | | | | | | | | | | | | Avg. Hr \$ | |
|------------------|-------|-------|-------|-------|-------|-------|-------|-------|-------|-------|-------|-------|-------|-------|-------|-------|--------|--------|-------|-------|-------|-------|-------|-------|------------|-------|
| | 1 | 2 | 3 | 4 | 5 | 6 | 7 | 8 | 9 | 10 | 11 | 12 | 13 | 14 | 15 | 16 | 17 | 18 | 19 | 20 | 21 | 22 | 23 | 24 | All | On Pk |
| Pacific G&E | 39.14 | 38.50 | 38.06 | 26.91 | 31.54 | 34.62 | 28.75 | 46.39 | 8.69 | 49.87 | 43.60 | 43.57 | 48.04 | 46.32 | 43.76 | 43.37 | 42.15 | 63.99 | 85.76 | 50.69 | 49.27 | 48.40 | 52.67 | 43.56 | 43.65 | 46.41 |
| SoCal Edison | 37.51 | 36.74 | 36.33 | 26.01 | 30.65 | 33.89 | 61.18 | 47.12 | 78.33 | 49.82 | 44.57 | 43.20 | 47.66 | 45.82 | 45.62 | 54.23 | 167.71 | 163.78 | 85.31 | 51.71 | 48.72 | 50.03 | 51.40 | 42.42 | 57.49 | 67.80 |
| San Diego G&E | 36.82 | 36.02 | 35.63 | 25.56 | 30.09 | 33.62 | 61.10 | 47.24 | 78.58 | 49.90 | 43.14 | 43.38 | 47.83 | 45.97 | 43.19 | 42.71 | 41.93 | 64.93 | 87.18 | 51.40 | 49.27 | 48.14 | 51.39 | 42.33 | 47.39 | 62.87 |
| NP-15 | 38.38 | 37.74 | 37.35 | 26.43 | 30.98 | 33.89 | 42.80 | 45.87 | 39.36 | 48.91 | 42.36 | 42.33 | 46.65 | 45.03 | 42.55 | 42.08 | 39.42 | 60.56 | 82.94 | 49.12 | 47.84 | 47.07 | 51.38 | 42.63 | 44.32 | 47.81 |
| SP-15 | 36.61 | 35.87 | 35.49 | 25.42 | 29.94 | 33.17 | 60.25 | 46.15 | 77.39 | 48.68 | 43.29 | 42.21 | 46.53 | 44.71 | 44.09 | 50.94 | 141.62 | 142.73 | 83.51 | 50.38 | 47.65 | 48.58 | 50.25 | 41.50 | 54.46 | 63.67 |
| Palo Verde | 35.42 | 34.74 | 34.38 | 24.72 | 29.14 | 32.26 | 58.89 | 44.59 | 75.84 | 46.83 | 40.25 | 40.47 | 44.62 | 42.92 | 40.28 | 39.62 | 35.83 | 57.19 | 80.80 | 47.83 | 46.06 | 45.18 | 48.60 | 40.33 | 44.45 | 49.20 |
| DA Forecast (GW) | 21.27 | 20.35 | 19.88 | 19.82 | 20.30 | 21.75 | 24.32 | 26.11 | 26.80 | 27.23 | 27.47 | 27.41 | 27.18 | 26.96 | 26.58 | 26.24 | 26.16 | 27.67 | 28.92 | 28.24 | 27.29 | 25.90 | 24.29 | 22.58 | | |
| Forecast Error % | -6.6% | -6.5% | -6.6% | -7.1% | -6.1% | -4.4% | -2.0% | -2.6% | -2.5% | -2.0% | -2.0% | -1.7% | -1.5% | -1.4% | -1.6% | -1.4% | 0.3% | 3.5% | 1.3% | -0.2% | -0.4% | -0.5% | -1.7% | -3.2% | | |





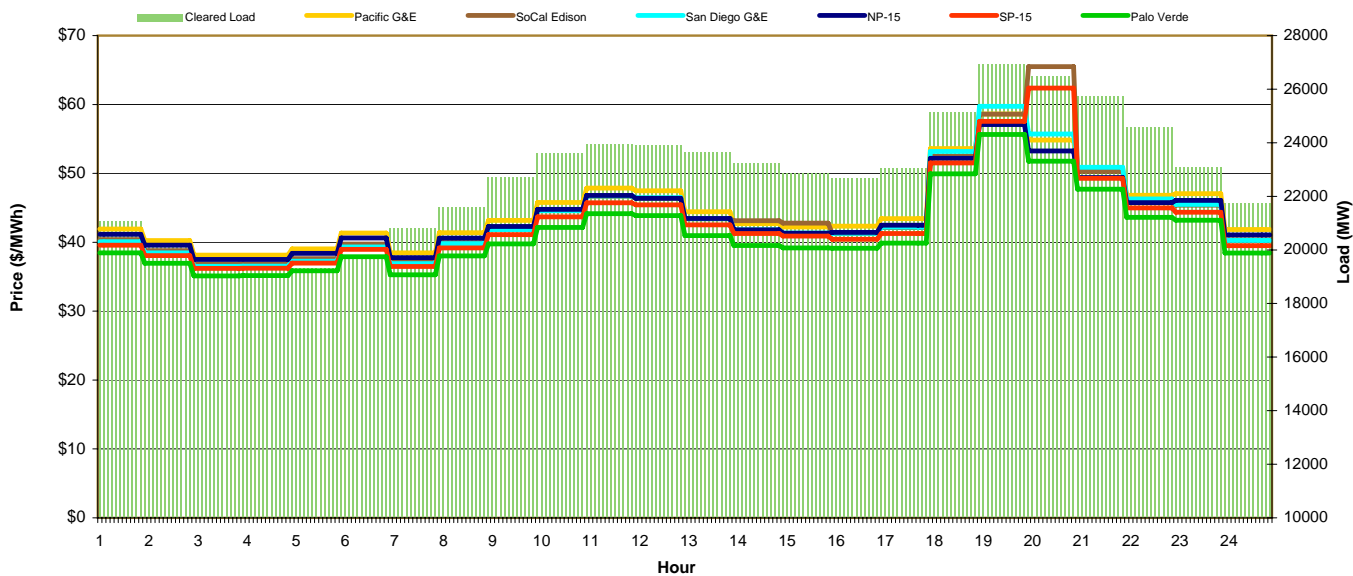
CAISO Daily Report

Saturday February 06, 2010

| Price | <=0 | >=100 | >=200 |
|------------------|--------|--------|-------|
| Forecast Error % | 0-4.9% | 5-9.9% | >=10% |

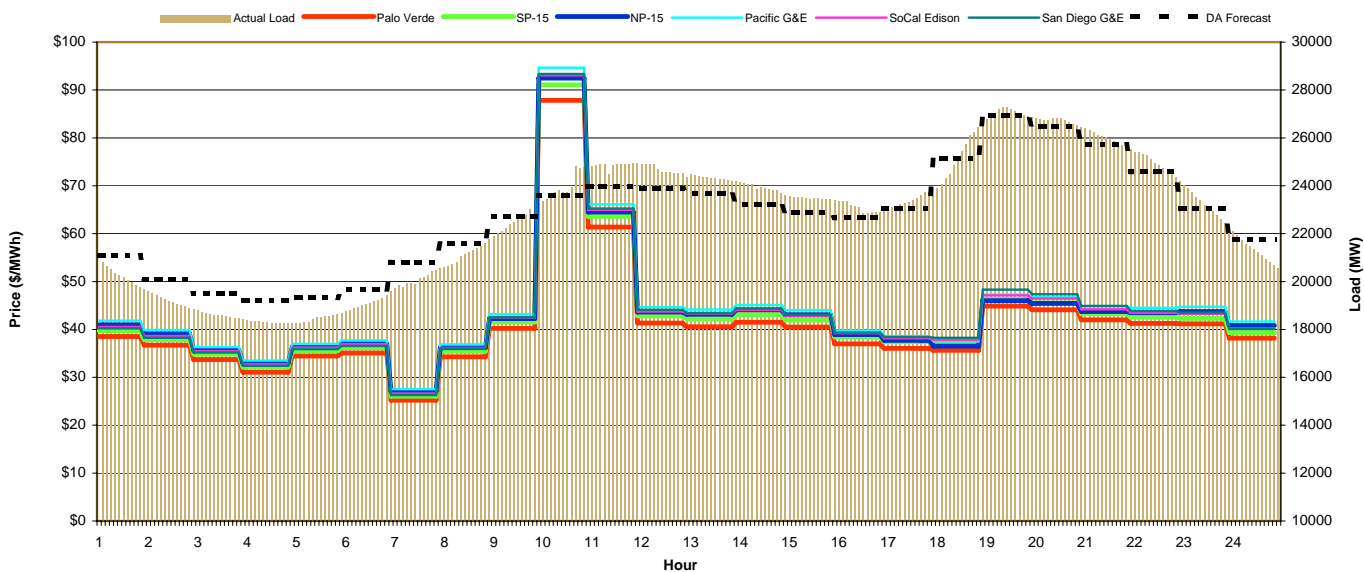
Day-Ahead Prices and DA Forecast Load

| Hour Ending: | | | | | | | | | | | | | | | | | | | | | | | | | Avg. Hr \$ | |
|-----------------------|-------|-------|-------|-------|-------|-------|-------|-------|-------|-------|-------|-------|-------|-------|-------|-------|-------|-------|-------|-------|-------|-------|-------|-------|------------|-------|
| | 1 | 2 | 3 | 4 | 5 | 6 | 7 | 8 | 9 | 10 | 11 | 12 | 13 | 14 | 15 | 16 | 17 | 18 | 19 | 20 | 21 | 22 | 23 | 24 | All | On Pk |
| Pacific G&E | 41.91 | 40.26 | 38.13 | 38.14 | 39.03 | 41.34 | 38.46 | 41.38 | 43.18 | 45.78 | 47.87 | 47.47 | 44.43 | 42.72 | 42.23 | 42.35 | 43.44 | 53.61 | 58.63 | 54.84 | 50.68 | 46.83 | 47.05 | 41.85 | 44.65 | 46.49 |
| SoCal Edison | 40.40 | 38.78 | 36.86 | 36.87 | 37.63 | 39.73 | 37.14 | 39.94 | 41.92 | 44.57 | 46.68 | 46.38 | 43.40 | 43.14 | 42.77 | 41.26 | 42.12 | 52.49 | 58.60 | 65.49 | 50.29 | 45.93 | 45.39 | 40.34 | 44.09 | 46.38 |
| San Diego G&E | 40.08 | 38.45 | 36.51 | 36.54 | 37.26 | 39.32 | 36.91 | 39.80 | 41.86 | 44.59 | 46.72 | 46.47 | 43.43 | 41.81 | 41.33 | 41.30 | 42.20 | 53.19 | 59.73 | 55.73 | 50.89 | 46.29 | 45.50 | 40.27 | 43.59 | 45.77 |
| NP-15 | 41.16 | 39.57 | 37.51 | 37.51 | 38.39 | 40.62 | 37.78 | 40.59 | 42.29 | 44.79 | 46.79 | 46.38 | 43.45 | 41.80 | 41.32 | 41.44 | 42.47 | 52.18 | 57.08 | 53.26 | 49.40 | 45.76 | 46.08 | 41.06 | 43.69 | 45.42 |
| SP-15 | 39.57 | 38.06 | 36.21 | 36.23 | 36.97 | 38.98 | 36.48 | 39.19 | 41.11 | 43.69 | 45.72 | 45.43 | 42.52 | 41.27 | 40.90 | 40.43 | 41.27 | 51.51 | 57.55 | 62.38 | 49.27 | 45.00 | 44.37 | 39.50 | 43.07 | 45.23 |
| Palo Verde | 38.46 | 36.94 | 35.12 | 35.16 | 35.87 | 37.90 | 35.28 | 38.01 | 39.76 | 42.16 | 44.16 | 43.86 | 40.97 | 39.54 | 39.18 | 39.14 | 39.88 | 49.92 | 55.65 | 51.76 | 47.70 | 43.63 | 43.20 | 38.45 | 41.32 | 43.16 |
| DA Forecast Load (GW) | 21.1 | 20.1 | 19.5 | 19.2 | 19.3 | 19.7 | 20.8 | 21.6 | 22.7 | 23.6 | 24.0 | 23.9 | 23.7 | 23.2 | 22.9 | 22.7 | 23.0 | 25.1 | 26.9 | 26.5 | 25.7 | 24.6 | 23.1 | 21.8 | | |



Preliminary Real-Time Prices with Forecasted and Actual System Load

| Hour Ending: | | | | | | | | | | | | | | | | | | | | | | | | | Avg. Hr \$ | |
|------------------|-------|-------|-------|-------|-------|-------|-------|-------|-------|-------|-------|-------|-------|-------|-------|-------|-------|-------|-------|-------|-------|-------|-------|-------|------------|-------|
| | 1 | 2 | 3 | 4 | 5 | 6 | 7 | 8 | 9 | 10 | 11 | 12 | 13 | 14 | 15 | 16 | 17 | 18 | 19 | 20 | 21 | 22 | 23 | 24 | All | On Pk |
| Pacific G&E | 41.82 | 39.88 | 36.33 | 33.50 | 36.98 | 37.73 | 27.53 | 36.90 | 43.15 | 94.66 | 66.10 | 44.69 | 44.16 | 45.11 | 44.03 | 39.81 | 38.62 | 37.52 | 47.29 | 46.71 | 44.86 | 44.50 | 44.73 | 41.66 | 44.09 | 46.60 |
| SoCal Edison | 40.53 | 38.64 | 35.47 | 32.71 | 36.22 | 36.93 | 26.63 | 36.14 | 42.44 | 93.03 | 64.99 | 43.72 | 43.31 | 44.07 | 42.87 | 39.22 | 38.15 | 37.82 | 47.12 | 46.43 | 44.22 | 43.48 | 43.26 | 40.19 | 43.23 | 45.85 |
| San Diego G&E | 40.22 | 38.26 | 35.20 | 32.42 | 35.90 | 36.56 | 26.30 | 36.03 | 42.51 | 93.37 | 65.24 | 44.11 | 43.41 | 44.33 | 43.08 | 39.35 | 38.43 | 38.25 | 48.30 | 47.35 | 44.90 | 43.88 | 43.51 | 40.09 | 43.38 | 46.18 |
| NP-15 | 40.98 | 39.10 | 35.68 | 32.91 | 36.31 | 37.03 | 27.09 | 36.19 | 42.28 | 92.49 | 64.51 | 43.64 | 43.18 | 44.11 | 43.08 | 38.92 | 37.73 | 36.53 | 46.01 | 45.45 | 43.74 | 43.50 | 43.75 | 40.84 | 43.13 | 45.53 |
| SP-15 | 39.68 | 37.87 | 34.84 | 32.13 | 35.56 | 36.21 | 26.06 | 35.45 | 41.57 | 91.10 | 63.62 | 42.85 | 42.27 | 43.11 | 41.96 | 38.42 | 37.41 | 37.06 | 46.28 | 45.53 | 43.28 | 42.57 | 42.32 | 39.35 | 42.35 | 44.91 |
| Palo Verde | 38.51 | 36.70 | 33.72 | 31.06 | 34.44 | 35.07 | 25.23 | 34.28 | 40.22 | 87.85 | 61.36 | 41.32 | 40.57 | 41.51 | 40.51 | 36.99 | 36.05 | 35.66 | 44.88 | 44.11 | 41.99 | 41.27 | 41.17 | 38.21 | 40.95 | 43.36 |
| DA Forecast (GW) | 21.09 | 20.08 | 19.49 | 19.23 | 19.32 | 19.66 | 20.80 | 21.59 | 22.71 | 23.59 | 23.96 | 23.90 | 23.66 | 23.22 | 22.86 | 22.66 | 23.04 | 25.13 | 26.93 | 26.48 | 25.72 | 24.58 | 23.07 | 21.76 | | |
| Forecast Error % | -4.5% | -4.9% | -4.9% | -5.0% | -4.3% | -2.5% | -3.1% | -1.6% | -0.2% | 2.3% | 3.7% | 3.0% | 2.6% | 2.7% | 2.6% | 1.7% | 1.9% | 1.5% | 0.4% | 0.7% | 0.6% | 0.7% | -0.4% | -2.9% | | |





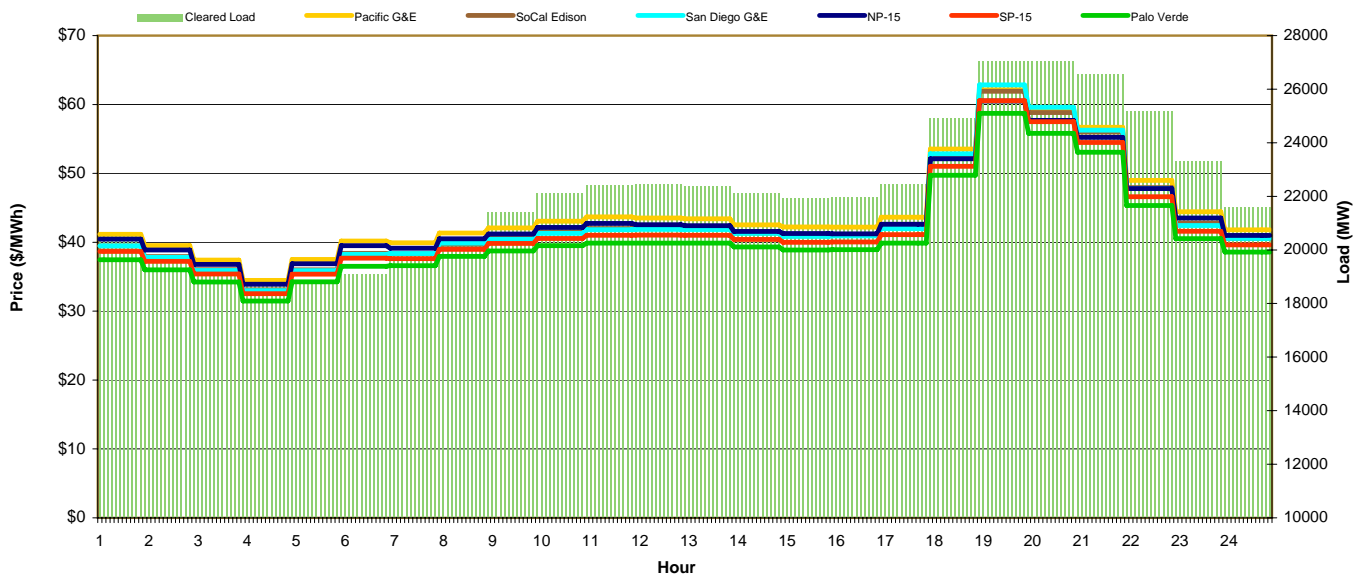
CAISO Daily Report

Sunday February 07, 2010

| Price | <=0 | >=100 | >=200 |
|------------------|--------|--------|-------|
| Forecast Error % | 0-4.9% | 5-9.9% | >=10% |

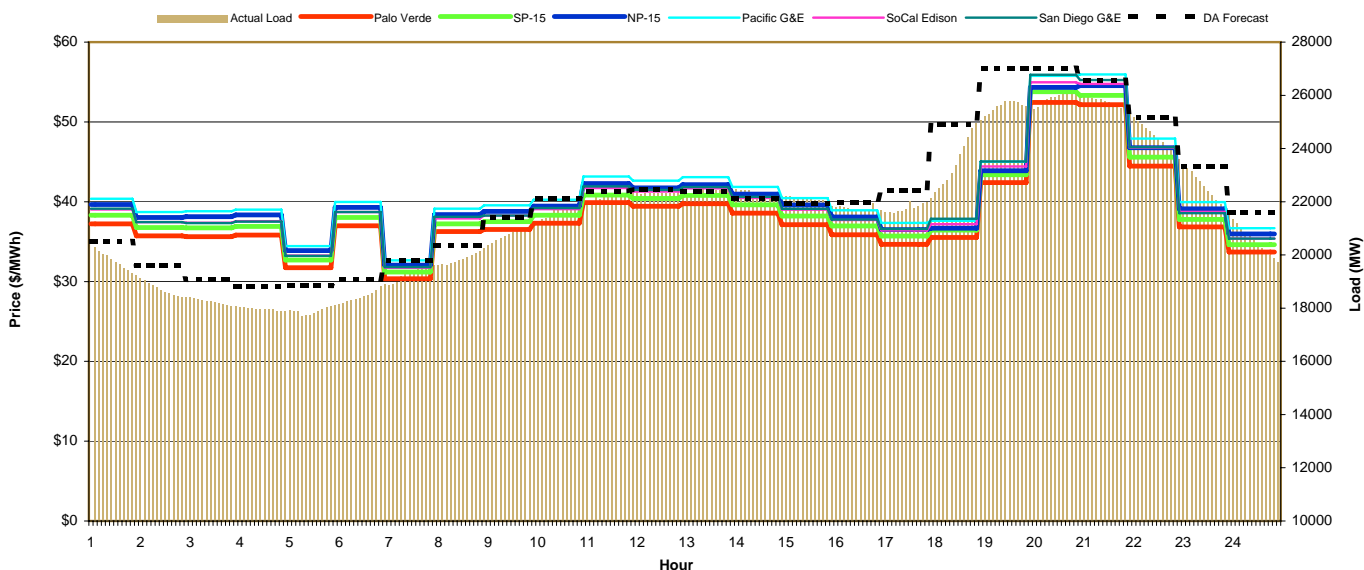
Day-Ahead Prices and DA Forecast Load

| Hour Ending: | Day-Ahead Prices and DA Forecast Load | | | | | | | | | | | | | | | | | | | | | | | | Avg. Hr \$ | | | |
|-----------------------|---------------------------------------|-------|-------|-------|-------|-------|-------|-------|-------|-------|-------|-------|-------|-------|-------|-------|-------|-------|-------|-------|-------|-------|-------|-------|------------|-------|-------|-------|
| | 1 | 2 | 3 | 4 | 5 | 6 | 7 | 8 | 9 | 10 | 11 | 12 | 13 | 14 | 15 | 16 | 17 | 18 | 19 | 20 | 21 | 22 | 23 | 24 | All | On Pk | | |
| Pacific G&E | 39.46 | 37.93 | 36.01 | 33.11 | 36.00 | 38.39 | 38.34 | 39.70 | 40.67 | 41.49 | 42.00 | 42.02 | 41.99 | 41.35 | 40.91 | 40.97 | 42.11 | 52.24 | 61.92 | 58.84 | 55.99 | 47.93 | 42.80 | 40.55 | 43.03 | 45.53 | 41.22 | 42.58 |
| SoCal Edison | 39.49 | 37.81 | 35.91 | 32.98 | 35.89 | 38.25 | 38.36 | 39.89 | 40.44 | 41.30 | 41.83 | 41.87 | 41.86 | 41.30 | 40.86 | 40.92 | 41.99 | 52.85 | 62.84 | 59.60 | 56.27 | 47.79 | 42.42 | 40.55 | 43.05 | 45.62 | 41.22 | 42.58 |
| San Diego G&E | 40.45 | 38.88 | 36.80 | 33.91 | 36.89 | 39.51 | 39.14 | 40.52 | 41.20 | 42.14 | 42.74 | 42.54 | 42.42 | 41.57 | 41.26 | 41.23 | 42.61 | 52.11 | 60.49 | 57.69 | 55.23 | 47.80 | 43.52 | 40.99 | 43.40 | 45.67 | 41.22 | 42.58 |
| NP-15 | 38.68 | 37.22 | 35.39 | 32.53 | 35.38 | 37.68 | 37.63 | 38.96 | 39.83 | 40.55 | 41.03 | 41.04 | 41.02 | 40.42 | 39.99 | 40.05 | 41.10 | 51.02 | 60.54 | 57.49 | 54.49 | 46.60 | 41.59 | 39.63 | 42.08 | 44.48 | 41.22 | 42.58 |
| SP-15 | 37.47 | 36.00 | 34.23 | 31.47 | 34.25 | 36.52 | 36.60 | 37.96 | 38.75 | 39.50 | 39.88 | 39.88 | 39.88 | 39.33 | 38.88 | 38.93 | 39.88 | 49.73 | 58.72 | 55.81 | 53.08 | 45.34 | 40.53 | 38.57 | 40.88 | 43.26 | 41.22 | 42.58 |
| Palo Verde | 20.5 | 19.6 | 19.1 | 18.8 | 18.8 | 19.1 | 19.8 | 20.3 | 21.4 | 22.1 | 22.4 | 22.5 | 22.4 | 22.1 | 21.9 | 22.0 | 22.4 | 24.9 | 27.0 | 27.0 | 26.6 | 25.2 | 23.3 | 21.6 | | | 20.5 | 19.6 |
| DA Forecast Load (GW) | 20.5 | 19.6 | 19.1 | 18.8 | 18.8 | 19.1 | 19.8 | 20.3 | 21.4 | 22.1 | 22.4 | 22.5 | 22.4 | 22.1 | 21.9 | 22.0 | 22.4 | 24.9 | 27.0 | 27.0 | 26.6 | 25.2 | 23.3 | 21.6 | | | 20.5 | 19.6 |



Preliminary Real-Time Prices with Forecasted and Actual System Load

| Hour Ending: | Preliminary Real-Time Prices with Forecasted and Actual System Load | | | | | | | | | | | | | | | | | | | | | | | | Avg. Hr \$ | | | |
|------------------|---|-------|-------|-------|-------|-------|-------|-------|-------|-------|-------|-------|-------|-------|-------|-------|-------|-------|-------|-------|-------|-------|-------|-------|------------|-------|-------|-------|
| | 1 | 2 | 3 | 4 | 5 | 6 | 7 | 8 | 9 | 10 | 11 | 12 | 13 | 14 | 15 | 16 | 17 | 18 | 19 | 20 | 21 | 22 | 23 | 24 | All | On Pk | | |
| Pacific G&E | 40.37 | 38.70 | 38.81 | 39.02 | 34.45 | 39.97 | 32.65 | 39.13 | 39.55 | 40.26 | 43.15 | 42.63 | 43.07 | 41.86 | 40.46 | 38.94 | 37.34 | 37.61 | 45.01 | 55.76 | 55.94 | 47.90 | 39.95 | 36.69 | 41.22 | 42.58 | 41.22 | 42.58 |
| SoCal Edison | 39.04 | 37.44 | 37.38 | 37.56 | 33.25 | 38.72 | 31.74 | 37.90 | 38.28 | 39.07 | 41.72 | 41.28 | 41.68 | 40.47 | 39.00 | 37.70 | 36.40 | 37.18 | 44.42 | 54.97 | 54.76 | 46.77 | 38.73 | 35.39 | 40.03 | 41.46 | 41.22 | 42.58 |
| San Diego G&E | 39.14 | 37.46 | 37.34 | 37.50 | 33.21 | 38.71 | 31.82 | 38.10 | 38.27 | 39.20 | 41.92 | 41.49 | 41.83 | 40.61 | 39.12 | 37.78 | 36.59 | 37.87 | 45.04 | 55.91 | 55.24 | 46.82 | 38.57 | 35.38 | 40.21 | 41.73 | 41.22 | 42.58 |
| NP-15 | 39.65 | 38.03 | 38.14 | 38.36 | 33.89 | 39.30 | 32.05 | 38.39 | 38.80 | 39.46 | 42.27 | 41.74 | 42.14 | 40.95 | 39.59 | 38.09 | 36.50 | 36.68 | 43.89 | 54.33 | 54.54 | 46.77 | 39.11 | 35.96 | 40.36 | 41.64 | 41.22 | 42.58 |
| SP-15 | 38.31 | 36.77 | 36.73 | 36.91 | 32.69 | 38.02 | 31.19 | 37.22 | 37.51 | 38.30 | 40.84 | 40.42 | 40.80 | 39.62 | 38.21 | 36.97 | 35.70 | 36.44 | 43.38 | 53.78 | 53.33 | 45.59 | 37.78 | 34.62 | 39.21 | 40.58 | 41.22 | 42.58 |
| Palo Verde | 37.23 | 35.72 | 35.63 | 35.83 | 31.74 | 36.98 | 30.34 | 36.26 | 36.53 | 37.30 | 39.89 | 39.43 | 39.76 | 38.56 | 37.12 | 35.86 | 34.66 | 35.53 | 42.39 | 52.43 | 52.16 | 44.46 | 36.85 | 33.70 | 38.18 | 39.54 | 41.22 | 42.58 |
| DA Forecast (GW) | 20.51 | 19.61 | 19.07 | 18.83 | 18.85 | 19.08 | 19.81 | 20.34 | 21.41 | 22.13 | 22.40 | 22.46 | 22.37 | 22.11 | 21.92 | 21.97 | 22.43 | 24.90 | 27.03 | 27.03 | 26.57 | 25.16 | 23.32 | 21.59 | | | 20.51 | 19.61 |
| Forecast Error % | -4.1% | -5.0% | -4.6% | -4.7% | -5.0% | -3.0% | -2.2% | -2.1% | -2.6% | -2.0% | -0.8% | -0.7% | 0.2% | 0.7% | 0.6% | -1.2% | -2.6% | -4.1% | -5.3% | -4.1% | -3.5% | -3.6% | -4.3% | -5.8% | | | | |





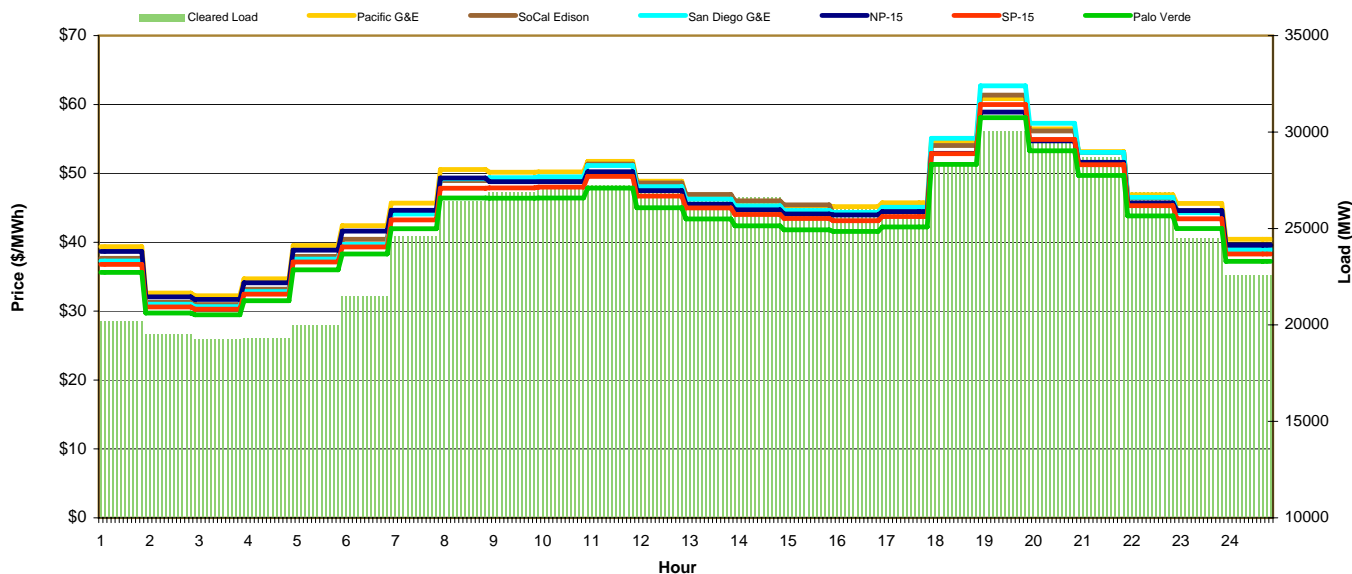
CAISO Daily Report

Monday February 08, 2010

| Price | <=0 | >=100 | >=200 |
|------------------|--------|--------|-------|
| Forecast Error % | 0-4.9% | 5-9.9% | >=10% |

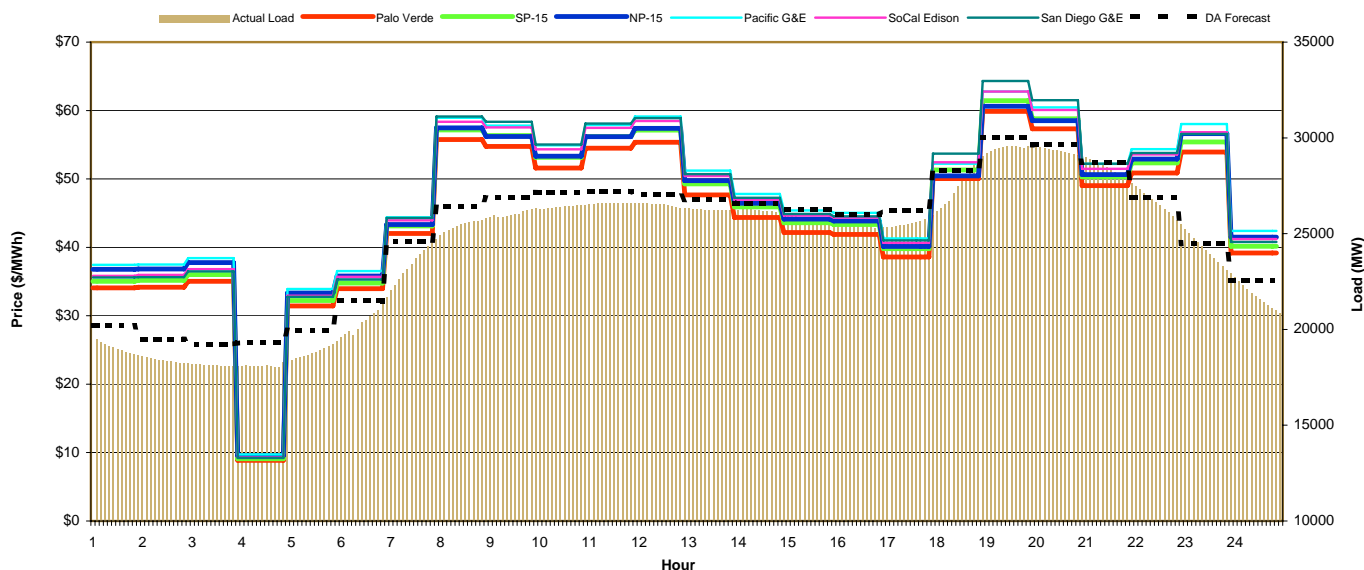
Day-Ahead Prices and DA Forecast Load

| Hour Ending: | Hour | | | | | | | | | | | | | | | | | | | | | | | | Avg. Hr \$ | |
|-----------------------|-------|-------|-------|-------|-------|-------|-------|-------|-------|-------|-------|-------|-------|-------|-------|-------|-------|-------|-------|-------|-------|-------|-------|-------|------------|-------|
| | 1 | 2 | 3 | 4 | 5 | 6 | 7 | 8 | 9 | 10 | 11 | 12 | 13 | 14 | 15 | 16 | 17 | 18 | 19 | 20 | 21 | 22 | 23 | 24 | All | On Pk |
| Pacific G&E | 39.36 | 32.63 | 32.24 | 34.70 | 39.52 | 42.41 | 45.68 | 50.57 | 50.16 | 50.22 | 51.74 | 48.87 | 46.84 | 45.95 | 45.31 | 45.17 | 45.73 | 54.65 | 60.84 | 56.45 | 53.15 | 46.88 | 45.65 | 40.43 | 46.05 | 49.89 |
| SoCal Edison | 37.66 | 31.29 | 30.96 | 33.19 | 37.96 | 40.43 | 44.21 | 48.96 | 48.99 | 49.14 | 51.36 | 48.61 | 46.95 | 46.02 | 45.43 | 44.17 | 44.73 | 54.05 | 61.36 | 56.17 | 53.04 | 46.44 | 44.62 | 39.31 | 45.21 | 49.35 |
| San Diego G&E | 37.28 | 31.01 | 30.67 | 32.84 | 37.55 | 39.70 | 44.11 | 49.20 | 49.38 | 49.50 | 51.15 | 48.08 | 46.26 | 45.29 | 44.60 | 44.33 | 45.08 | 55.10 | 62.71 | 57.26 | 53.06 | 46.52 | 44.28 | 38.94 | 45.16 | 49.48 |
| NP-15 | 38.66 | 32.08 | 31.70 | 34.12 | 38.85 | 41.62 | 44.64 | 49.33 | 48.79 | 48.79 | 50.24 | 47.49 | 45.52 | 44.70 | 44.10 | 43.96 | 44.46 | 52.91 | 58.90 | 54.71 | 51.62 | 45.70 | 44.59 | 39.59 | 44.88 | 48.49 |
| SP-15 | 36.80 | 30.62 | 30.30 | 32.47 | 37.13 | 39.33 | 43.25 | 47.85 | 47.88 | 48.00 | 49.57 | 46.70 | 44.99 | 44.03 | 43.44 | 43.74 | 43.74 | 52.85 | 59.99 | 54.93 | 51.26 | 45.30 | 43.42 | 38.30 | 43.97 | 47.93 |
| Palo Verde | 35.63 | 29.72 | 29.46 | 31.51 | 36.01 | 38.29 | 41.96 | 46.42 | 46.41 | 46.42 | 47.87 | 45.00 | 43.39 | 42.39 | 41.80 | 41.57 | 42.23 | 51.31 | 58.09 | 53.29 | 49.70 | 43.82 | 42.00 | 37.22 | 42.56 | 46.35 |
| DA Forecast Load (GW) | 20.2 | 19.5 | 19.2 | 19.3 | 20.0 | 21.5 | 24.6 | 26.4 | 26.9 | 27.1 | 27.2 | 27.1 | 26.8 | 26.6 | 26.2 | 26.0 | 26.2 | 28.3 | 30.0 | 29.6 | 28.7 | 26.9 | 24.5 | 22.6 | | |



Preliminary Real-Time Prices with Forecasted and Actual System Load

| Hour Ending: | Hour | | | | | | | | | | | | | | | | | | | | | | | | Avg. Hr \$ | |
|-----------------------|-------|-------|-------|-------|-------|-------|-------|-------|-------|-------|-------|-------|-------|-------|-------|-------|-------|-------|-------|-------|-------|-------|-------|-------|------------|-------|
| | 1 | 2 | 3 | 4 | 5 | 6 | 7 | 8 | 9 | 10 | 11 | 12 | 13 | 14 | 15 | 16 | 17 | 18 | 19 | 20 | 21 | 22 | 23 | 24 | All | On Pk |
| Pacific G&E | 37.45 | 37.48 | 38.42 | 9.72 | 33.91 | 36.53 | 44.38 | 58.94 | 57.80 | 54.92 | 57.89 | 59.13 | 51.23 | 47.81 | 45.40 | 45.05 | 41.31 | 52.21 | 62.77 | 60.47 | 52.21 | 54.36 | 58.02 | 42.41 | 47.49 | 52.87 |
| SoCal Edison | 35.83 | 35.96 | 36.80 | 9.29 | 32.94 | 35.68 | 43.95 | 58.35 | 57.52 | 54.32 | 57.47 | 58.46 | 50.42 | 46.96 | 44.65 | 44.34 | 40.67 | 52.44 | 62.77 | 60.08 | 51.49 | 53.58 | 56.83 | 41.21 | 46.75 | 52.34 |
| San Diego G&E | 35.60 | 35.65 | 36.50 | 9.21 | 32.77 | 35.28 | 44.30 | 59.12 | 58.36 | 55.03 | 58.09 | 58.89 | 50.70 | 47.24 | 44.88 | 44.53 | 41.02 | 53.70 | 64.32 | 61.51 | 52.23 | 53.79 | 56.58 | 40.80 | 47.09 | 52.98 |
| NP-15 | 36.78 | 36.83 | 37.77 | 9.55 | 33.32 | 35.82 | 43.33 | 57.46 | 56.19 | 53.33 | 56.18 | 57.39 | 49.75 | 46.45 | 44.13 | 43.85 | 40.13 | 50.46 | 60.62 | 58.51 | 50.64 | 52.90 | 56.62 | 41.50 | 46.23 | 51.33 |
| SP-15 | 35.04 | 35.18 | 36.01 | 9.09 | 32.24 | 34.78 | 43.13 | 57.17 | 56.35 | 53.16 | 56.21 | 57.13 | 49.27 | 45.90 | 43.60 | 43.33 | 39.81 | 51.30 | 61.45 | 58.81 | 50.30 | 52.34 | 55.40 | 40.16 | 45.71 | 51.20 |
| Palo Verde | 34.08 | 34.18 | 35.04 | 8.86 | 31.44 | 33.95 | 42.02 | 55.77 | 54.76 | 51.60 | 54.49 | 55.36 | 47.67 | 44.37 | 42.17 | 41.90 | 38.58 | 50.04 | 59.88 | 57.33 | 49.03 | 50.86 | 53.93 | 39.18 | 44.44 | 49.74 |
| DA Forecast Load (GW) | 20.20 | 19.49 | 19.24 | 19.30 | 19.96 | 21.49 | 24.59 | 26.40 | 26.87 | 27.15 | 27.23 | 27.06 | 26.77 | 26.59 | 26.25 | 26.00 | 26.20 | 28.31 | 30.02 | 29.63 | 28.71 | 26.88 | 24.47 | 22.56 | | |
| Forecast Error % | -6.1% | -5.9% | -5.9% | -6.1% | -5.2% | -3.9% | -3.5% | -3.4% | -3.0% | -2.8% | -2.4% | -2.2% | -2.0% | -1.6% | -1.8% | -2.0% | -2.2% | -1.7% | -1.7% | -1.3% | -1.7% | -2.1% | -2.7% | -4.6% | | |





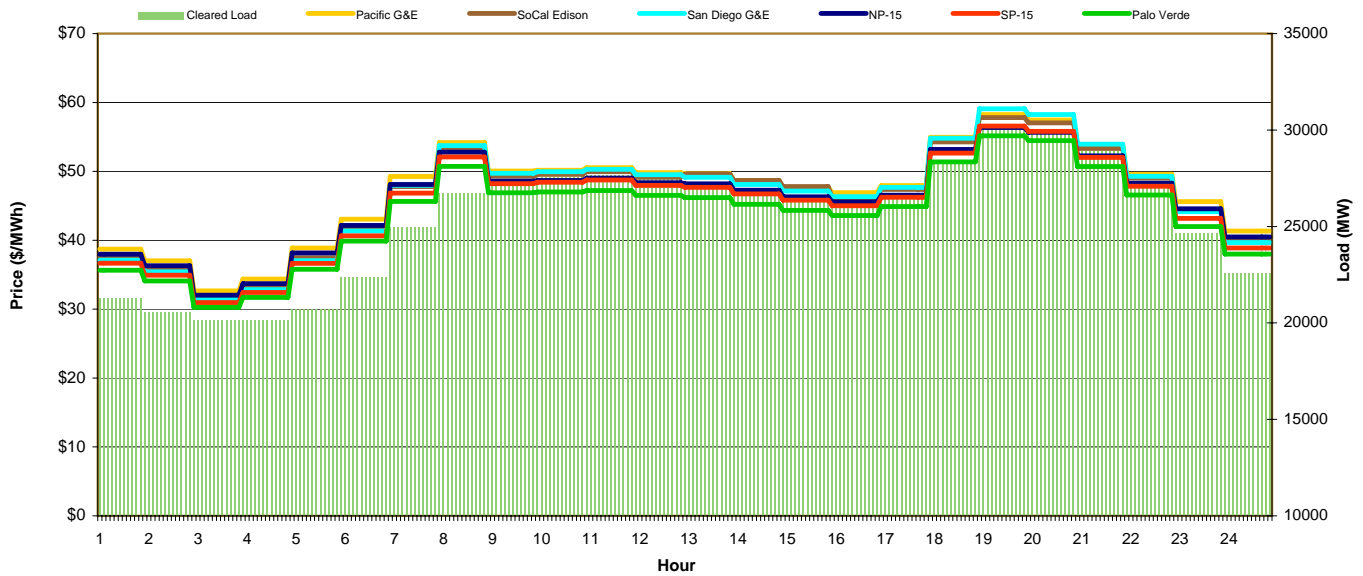
CAISO Daily Report

Tuesday February 09, 2010

| Price | <=0 | >=100 | >=200 |
|------------------|--------|--------|-------|
| Forecast Error % | 0-4.9% | 5-9.9% | >=10% |

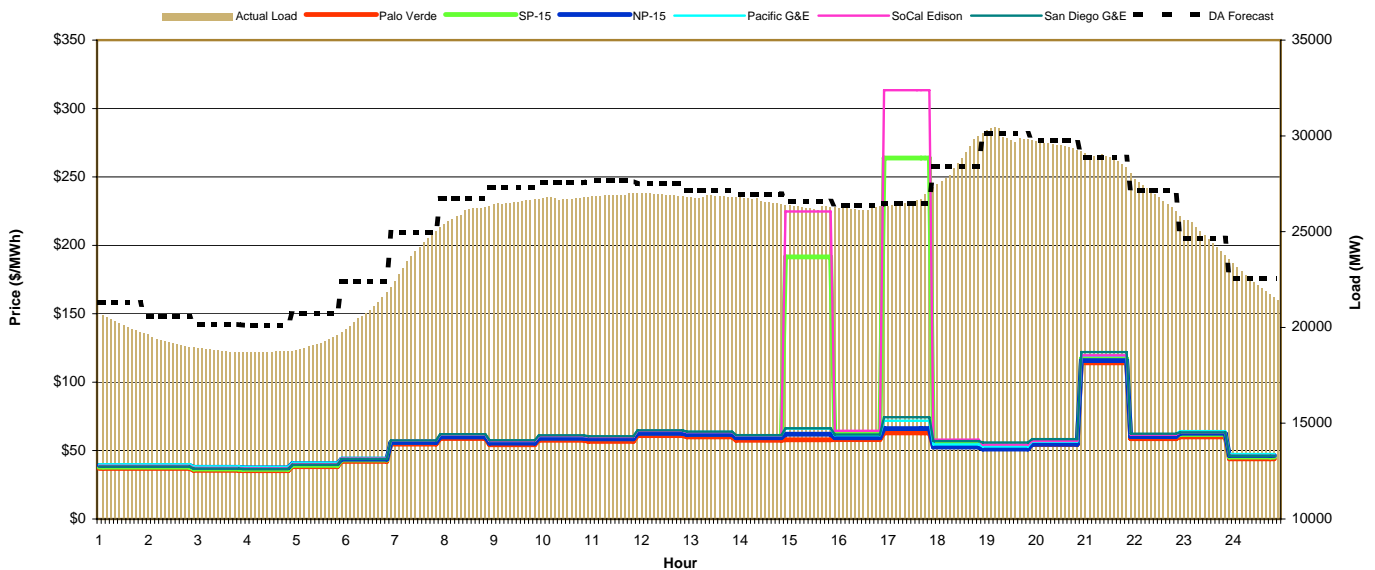
Day-Ahead Prices and DA Forecast Load

| Hour Ending: | Day-Ahead Prices and DA Forecast Load | | | | | | | | | | | | | | | | | | | | | | | | Avg. Hr \$ | | | |
|-----------------------|---------------------------------------|-------|-------|-------|-------|-------|-------|-------|-------|-------|-------|-------|-------|-------|-------|-------|-------|-------|-------|-------|-------|-------|-------|-------|------------|-------|--|--|
| | 1 | 2 | 3 | 4 | 5 | 6 | 7 | 8 | 9 | 10 | 11 | 12 | 13 | 14 | 15 | 16 | 17 | 18 | 19 | 20 | 21 | 22 | 23 | 24 | All | On Pk | | |
| Pacific G&E | 37.49 | 35.67 | 31.58 | 33.09 | 37.46 | 41.62 | 47.79 | 53.19 | 49.31 | 49.55 | 49.95 | 49.14 | 49.58 | 48.67 | 47.80 | 46.14 | 47.37 | 54.29 | 57.81 | 57.03 | 53.33 | 49.03 | 44.35 | 39.88 | 46.30 | 50.62 | | |
| SoCal Edison | 37.12 | 35.42 | 31.40 | 32.83 | 37.04 | 41.35 | 47.99 | 53.75 | 49.73 | 49.95 | 50.31 | 49.50 | 49.15 | 48.10 | 47.14 | 46.33 | 47.68 | 54.80 | 59.08 | 58.24 | 53.96 | 49.28 | 44.15 | 39.67 | 46.42 | 50.94 | | |
| San Diego G&E | 37.97 | 36.29 | 32.03 | 33.70 | 38.15 | 42.16 | 48.09 | 52.78 | 48.60 | 48.69 | 49.03 | 48.35 | 48.18 | 47.27 | 46.31 | 45.56 | 46.55 | 53.19 | 56.38 | 55.68 | 52.26 | 48.27 | 44.56 | 40.47 | 45.86 | 49.70 | | |
| NP-15 | 36.67 | 34.93 | 30.96 | 32.42 | 36.66 | 40.65 | 46.85 | 52.10 | 48.21 | 48.42 | 48.76 | 47.97 | 47.68 | 46.73 | 45.82 | 45.02 | 46.25 | 52.64 | 56.58 | 55.82 | 52.03 | 47.85 | 43.17 | 38.88 | 45.13 | 49.30 | | |
| SP-15 | 35.66 | 34.11 | 30.27 | 31.70 | 35.79 | 39.88 | 45.63 | 50.73 | 46.90 | 47.01 | 47.21 | 46.51 | 46.19 | 45.21 | 44.33 | 43.60 | 44.88 | 51.38 | 55.16 | 54.47 | 50.70 | 46.57 | 42.00 | 38.01 | 43.91 | 47.90 | | |
| Palo Verde | 21.3 | 20.5 | 20.2 | 20.1 | 20.7 | 22.4 | 25.0 | 26.7 | 27.3 | 27.5 | 27.7 | 27.5 | 27.2 | 27.0 | 26.6 | 26.4 | 26.5 | 28.4 | 30.1 | 29.8 | 28.9 | 27.1 | 24.7 | 22.6 | | | | |
| DA Forecast Load (GW) | 21.3 | 20.5 | 20.2 | 20.1 | 20.7 | 22.4 | 25.0 | 26.7 | 27.3 | 27.5 | 27.7 | 27.5 | 27.2 | 27.0 | 26.6 | 26.4 | 26.5 | 28.4 | 30.1 | 29.8 | 28.9 | 27.1 | 24.7 | 22.6 | | | | |



Preliminary Real-Time Prices with Forecasted and Actual System Load

| Hour Ending: | Preliminary Real-Time Prices with Forecasted and Actual System Load | | | | | | | | | | | | | | | | | | | | | | | | Avg. Hr \$ | | | |
|------------------|---|-------|-------|-------|-------|-------|-------|-------|-------|-------|-------|-------|-------|-------|--------|-------|--------|-------|-------|-------|--------|-------|-------|-------|------------|-------|--|--|
| | 1 | 2 | 3 | 4 | 5 | 6 | 7 | 8 | 9 | 10 | 11 | 12 | 13 | 14 | 15 | 16 | 17 | 18 | 19 | 20 | 21 | 22 | 23 | 24 | All | On Pk | | |
| Pacific G&E | 40.01 | 40.00 | 38.49 | 38.08 | 41.17 | 44.73 | 57.30 | 61.61 | 57.04 | 60.65 | 60.28 | 64.46 | 63.60 | 61.11 | 66.05 | 61.23 | 71.82 | 54.55 | 53.00 | 56.44 | 119.39 | 61.99 | 64.20 | 47.46 | 57.69 | 64.41 | | |
| SoCal Edison | 38.87 | 38.78 | 37.31 | 37.05 | 40.09 | 44.16 | 57.30 | 61.69 | 57.10 | 60.66 | 60.01 | 64.41 | 63.54 | 61.20 | 224.80 | 64.49 | 313.37 | 58.05 | 54.43 | 57.03 | 119.64 | 61.57 | 63.13 | 46.19 | 74.37 | 89.95 | | |
| San Diego G&E | 38.41 | 38.35 | 36.84 | 36.57 | 39.60 | 43.86 | 57.38 | 61.94 | 57.54 | 61.10 | 60.44 | 64.78 | 63.84 | 61.26 | 66.36 | 61.71 | 74.36 | 56.90 | 55.88 | 58.34 | 121.94 | 62.34 | 63.28 | 46.15 | 57.88 | 65.38 | | |
| NP-15 | 39.23 | 39.22 | 37.76 | 37.38 | 40.41 | 43.73 | 55.89 | 60.03 | 55.48 | 58.90 | 58.55 | 62.60 | 61.78 | 59.35 | 62.00 | 59.41 | 66.08 | 52.62 | 51.09 | 54.55 | 115.76 | 60.27 | 62.65 | 46.47 | 55.88 | 62.15 | | |
| SP-15 | 37.91 | 37.87 | 36.45 | 36.21 | 39.14 | 43.12 | 56.10 | 60.33 | 55.88 | 59.34 | 58.66 | 62.91 | 62.02 | 59.69 | 191.56 | 62.50 | 263.80 | 54.63 | 53.30 | 55.86 | 117.23 | 60.33 | 61.77 | 45.22 | 68.66 | 83.38 | | |
| Palo Verde | 36.96 | 36.98 | 35.58 | 35.36 | 38.30 | 42.13 | 54.77 | 58.84 | 54.27 | 57.58 | 56.77 | 60.87 | 59.94 | 57.56 | 57.92 | 58.00 | 62.96 | 52.96 | 51.75 | 54.37 | 114.09 | 58.76 | 59.97 | 44.01 | 54.20 | 60.71 | | |
| DA Forecast (GW) | 21.29 | 20.55 | 20.16 | 20.11 | 20.71 | 22.39 | 24.96 | 26.72 | 27.28 | 27.54 | 27.66 | 27.49 | 27.17 | 26.97 | 26.58 | 26.36 | 26.48 | 28.42 | 30.11 | 29.76 | 28.88 | 27.13 | 24.66 | 22.58 | | | | |
| Forecast Error % | -5.7% | -6.8% | -7.0% | -7.0% | -6.9% | -5.7% | -2.9% | -2.5% | -2.6% | -2.9% | -2.7% | -2.2% | -1.3% | -1.5% | -1.3% | -0.6% | 1.0% | 2.0% | -0.6% | -1.1% | -0.8% | -1.8% | -0.7% | -2.0% | | | | |





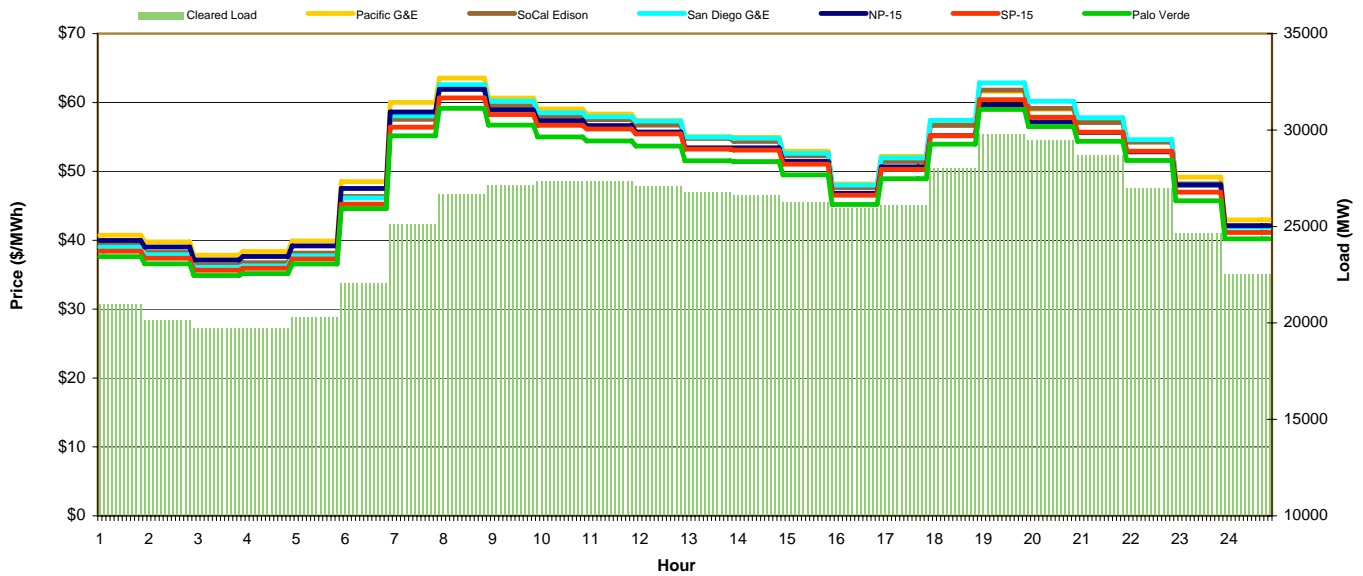
CAISO Daily Report

Wednesday February 10, 2010

| Price | <=0 | >=100 | >=200 |
|------------------|--------|--------|-------|
| Forecast Error % | 0-4.9% | 5-9.9% | >=10% |

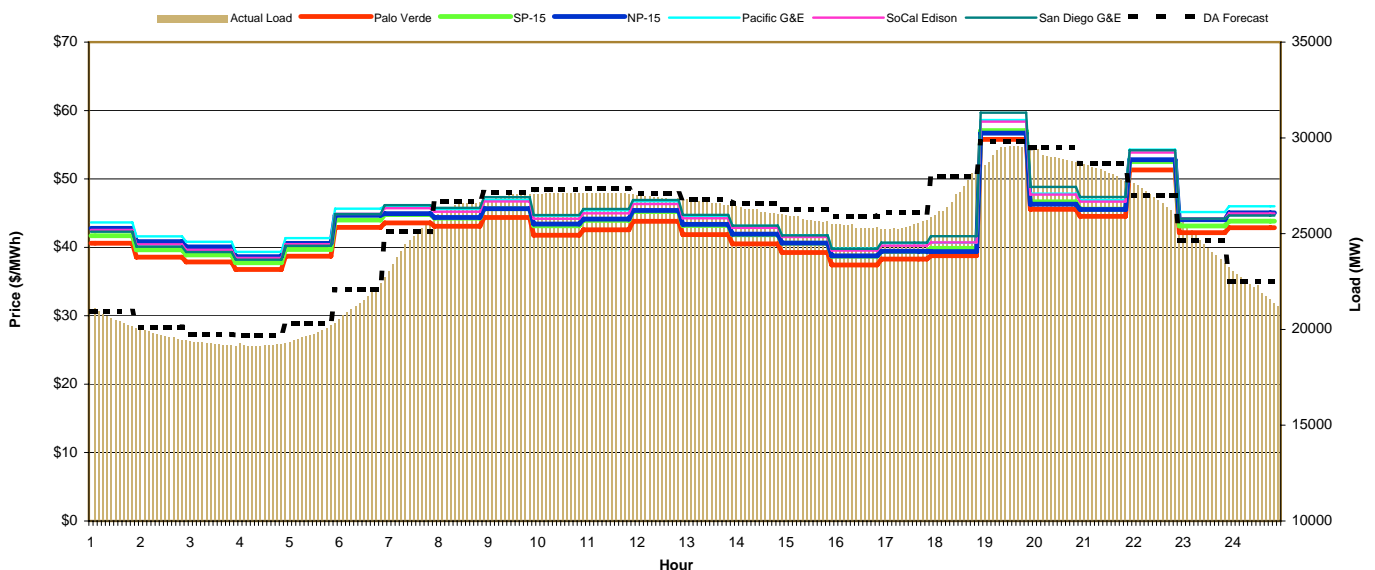
Day-Ahead Prices and DA Forecast Load

| Hour Ending: | Hour | | | | | | | | | | | | | | | | | | | | | | | | Avg. Hr \$ | | | |
|-----------------------|-------|-------|-------|-------|-------|-------|-------|-------|-------|-------|-------|-------|-------|-------|-------|-------|-------|-------|-------|-------|-------|-------|-------|-------|------------|-------|--|--|
| | 1 | 2 | 3 | 4 | 5 | 6 | 7 | 8 | 9 | 10 | 11 | 12 | 13 | 14 | 15 | 16 | 17 | 18 | 19 | 20 | 21 | 22 | 23 | 24 | All | On Pk | | |
| Pacific G&E | 40.75 | 39.77 | 37.83 | 38.37 | 39.89 | 48.51 | 60.01 | 63.54 | 60.64 | 59.06 | 58.33 | 57.38 | 55.01 | 54.95 | 52.93 | 48.17 | 52.19 | 56.99 | 61.62 | 59.02 | 57.38 | 54.29 | 49.17 | 42.97 | 52.03 | 56.97 | | |
| SoCal Edison | 39.33 | 38.23 | 36.43 | 36.75 | 38.12 | 46.35 | 57.55 | 61.95 | 59.52 | 58.03 | 57.49 | 56.72 | 54.79 | 54.34 | 52.27 | 47.65 | 51.45 | 56.66 | 61.81 | 59.16 | 57.08 | 54.26 | 48.20 | 42.11 | 51.09 | 56.30 | | |
| San Diego G&E | 39.00 | 37.90 | 36.06 | 36.27 | 37.73 | 46.12 | 58.06 | 62.59 | 60.20 | 58.51 | 57.93 | 57.29 | 54.97 | 54.82 | 52.62 | 48.01 | 51.95 | 57.40 | 62.85 | 60.18 | 57.79 | 54.61 | 47.98 | 41.90 | 51.36 | 56.86 | | |
| NP-15 | 39.98 | 39.01 | 37.14 | 37.64 | 39.19 | 47.51 | 58.63 | 61.92 | 58.92 | 57.37 | 56.65 | 55.71 | 53.42 | 53.41 | 51.43 | 46.82 | 50.66 | 55.18 | 59.60 | 57.17 | 55.65 | 52.84 | 48.02 | 42.10 | 50.67 | 55.34 | | |
| SP-15 | 38.42 | 37.40 | 35.65 | 35.93 | 37.28 | 45.24 | 56.40 | 60.66 | 58.24 | 56.70 | 56.16 | 55.43 | 53.23 | 53.10 | 51.06 | 46.55 | 50.29 | 55.18 | 60.42 | 57.85 | 55.69 | 52.94 | 46.97 | 41.12 | 49.91 | 54.99 | | |
| Palo Verde | 37.61 | 36.58 | 34.88 | 35.16 | 36.55 | 44.59 | 55.17 | 59.16 | 56.71 | 55.00 | 54.41 | 53.67 | 51.53 | 51.43 | 49.49 | 45.21 | 48.94 | 53.94 | 59.00 | 56.50 | 54.38 | 51.59 | 45.73 | 40.21 | 48.64 | 53.51 | | |
| DA Forecast Load (GW) | 20.9 | 20.1 | 19.7 | 19.7 | 20.3 | 22.1 | 25.1 | 26.7 | 27.2 | 27.3 | 27.4 | 27.1 | 26.8 | 26.6 | 26.3 | 25.9 | 26.1 | 28.0 | 29.8 | 29.5 | 28.7 | 27.0 | 24.6 | 22.5 | | | | |



Preliminary Real-Time Prices with Forecasted and Actual System Load

| Hour Ending: | Hour | | | | | | | | | | | | | | | | | | | | | | | | Avg. Hr \$ | | | |
|-----------------------|-------|-------|-------|-------|-------|-------|-------|-------|-------|-------|-------|-------|-------|-------|-------|-------|-------|-------|-------|-------|-------|-------|-------|-------|------------|-------|--|--|
| | 1 | 2 | 3 | 4 | 5 | 6 | 7 | 8 | 9 | 10 | 11 | 12 | 13 | 14 | 15 | 16 | 17 | 18 | 19 | 20 | 21 | 22 | 23 | 24 | All | On Pk | | |
| Pacific G&E | 43.63 | 41.60 | 40.80 | 39.34 | 41.35 | 45.65 | 46.07 | 45.57 | 46.93 | 44.62 | 45.42 | 46.73 | 44.61 | 43.14 | 41.78 | 39.83 | 40.59 | 40.69 | 58.60 | 47.85 | 46.95 | 54.28 | 45.16 | 46.01 | 44.88 | 45.85 | | |
| SoCal Edison | 42.54 | 40.43 | 39.64 | 38.44 | 40.47 | 44.88 | 45.72 | 45.21 | 46.70 | 44.17 | 44.99 | 46.33 | 44.26 | 42.84 | 41.51 | 39.53 | 40.25 | 40.71 | 58.38 | 47.71 | 46.69 | 53.85 | 44.23 | 44.95 | 44.35 | 45.55 | | |
| San Diego G&E | 42.29 | 40.11 | 39.32 | 38.19 | 40.22 | 44.85 | 46.16 | 45.78 | 47.33 | 44.73 | 45.60 | 46.91 | 44.74 | 43.18 | 41.76 | 39.77 | 40.70 | 41.63 | 59.70 | 48.84 | 47.36 | 54.20 | 44.20 | 44.66 | 44.68 | 46.15 | | |
| NP-15 | 42.78 | 40.83 | 40.07 | 38.64 | 40.58 | 44.69 | 44.93 | 44.38 | 45.65 | 43.41 | 44.14 | 45.40 | 43.36 | 41.93 | 40.63 | 38.74 | 39.43 | 39.39 | 56.70 | 46.32 | 45.54 | 52.80 | 44.04 | 45.04 | 43.73 | 44.55 | | |
| SP-15 | 41.71 | 39.65 | 38.89 | 37.75 | 39.69 | 44.00 | 44.79 | 44.27 | 45.66 | 43.16 | 43.95 | 45.24 | 43.20 | 41.85 | 40.61 | 38.72 | 39.41 | 39.84 | 57.08 | 46.66 | 45.57 | 52.52 | 43.14 | 43.82 | 43.38 | 44.53 | | |
| Palo Verde | 40.60 | 38.57 | 37.86 | 36.76 | 38.71 | 42.92 | 43.58 | 43.08 | 44.37 | 41.78 | 42.56 | 43.81 | 41.86 | 40.51 | 39.25 | 37.43 | 38.29 | 38.78 | 55.78 | 45.55 | 44.53 | 51.31 | 42.15 | 42.87 | 42.20 | 43.28 | | |
| DA Forecast Load (GW) | 20.95 | 20.12 | 19.74 | 19.70 | 20.31 | 22.07 | 25.10 | 26.68 | 27.15 | 27.32 | 27.35 | 27.11 | 26.78 | 26.60 | 26.27 | 25.92 | 26.10 | 27.99 | 29.79 | 29.49 | 28.69 | 26.97 | 24.64 | 22.52 | | | | |
| Forecast Error % | -2.3% | -2.5% | -2.6% | -2.7% | -2.2% | -1.6% | -0.9% | -0.6% | -0.7% | -0.8% | -1.0% | -0.9% | -0.7% | -1.7% | -2.2% | -2.3% | -2.3% | -2.3% | -1.4% | -2.0% | -2.1% | -1.3% | -1.9% | -2.4% | | | | |





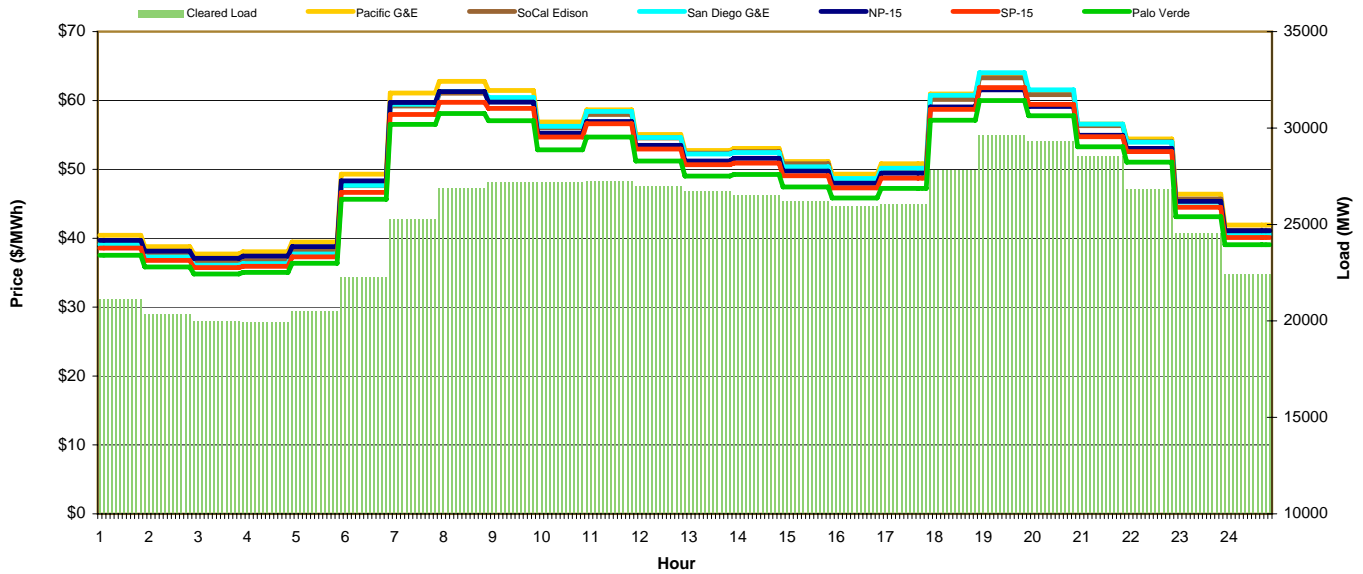
CAISO Daily Report

Thursday February 11, 2010

| Price | <=0 | >=100 | >=200 |
|------------------|--------|--------|-------|
| Forecast Error % | 0-4.9% | 5-9.9% | >=10% |

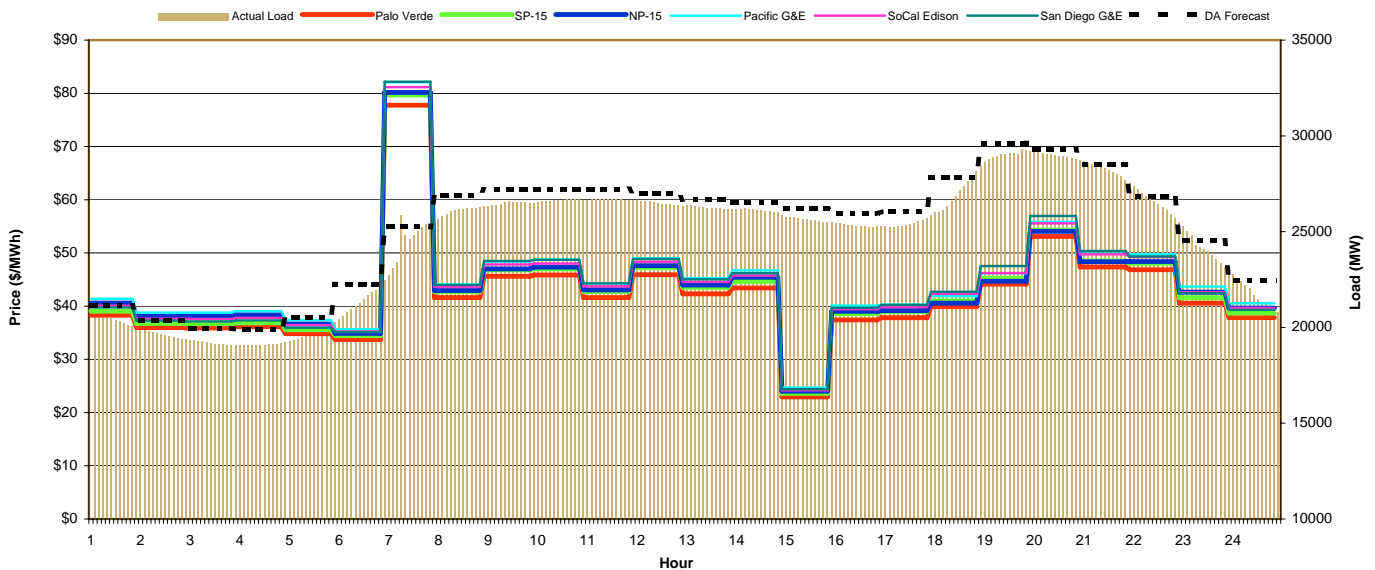
Day-Ahead Prices and DA Forecast Load

| Hour Ending: | Hour | | | | | | | | | | | | | | | | | | | | | | | | Avg. Hr \$ | |
|-----------------------|-------|-------|-------|-------|-------|-------|-------|-------|-------|-------|-------|-------|-------|-------|-------|-------|-------|-------|-------|-------|-------|-------|-------|-------|------------|-------|
| | 1 | 2 | 3 | 4 | 5 | 6 | 7 | 8 | 9 | 10 | 11 | 12 | 13 | 14 | 15 | 16 | 17 | 18 | 19 | 20 | 21 | 22 | 23 | 24 | All | On Pk |
| Pacific G&E | 40.44 | 38.79 | 37.72 | 38.05 | 39.45 | 49.32 | 61.08 | 62.78 | 61.46 | 56.87 | 58.64 | 55.06 | 52.74 | 53.04 | 51.14 | 49.31 | 50.82 | 60.94 | 63.48 | 60.94 | 56.57 | 54.42 | 46.41 | 41.93 | 51.73 | 56.83 |
| SoCal Edison | 39.48 | 37.62 | 36.56 | 36.78 | 38.18 | 47.62 | 59.21 | 61.05 | 60.24 | 56.04 | 57.98 | 54.55 | 52.34 | 52.59 | 50.82 | 48.46 | 49.88 | 60.15 | 63.29 | 60.85 | 56.35 | 54.03 | 45.68 | 41.16 | 50.87 | 56.11 |
| San Diego G&E | 39.12 | 37.27 | 36.10 | 36.32 | 37.72 | 47.67 | 59.47 | 61.28 | 60.44 | 56.26 | 58.41 | 54.63 | 52.24 | 52.44 | 50.37 | 48.68 | 50.16 | 60.76 | 64.03 | 61.55 | 56.57 | 53.95 | 45.23 | 40.58 | 50.88 | 56.33 |
| NP-15 | 39.70 | 38.13 | 37.09 | 37.41 | 38.79 | 48.34 | 59.72 | 61.29 | 59.75 | 55.25 | 56.95 | 53.49 | 51.22 | 51.61 | 49.75 | 47.99 | 49.45 | 59.07 | 61.54 | 59.12 | 54.96 | 53.04 | 45.36 | 41.08 | 50.42 | 55.26 |
| SP-15 | 38.57 | 36.78 | 35.74 | 35.94 | 37.30 | 46.65 | 57.97 | 59.73 | 58.86 | 54.70 | 56.62 | 52.96 | 50.68 | 50.91 | 49.07 | 47.32 | 48.73 | 58.72 | 61.87 | 59.44 | 54.74 | 52.58 | 44.49 | 40.11 | 49.60 | 54.68 |
| Palo Verde | 37.53 | 35.83 | 34.81 | 35.04 | 36.37 | 45.65 | 56.53 | 58.10 | 57.06 | 52.83 | 54.70 | 51.20 | 49.02 | 49.26 | 47.44 | 45.85 | 47.24 | 57.13 | 60.00 | 57.78 | 53.28 | 51.04 | 43.14 | 39.06 | 48.16 | 53.03 |
| DA Forecast Load (GW) | 21.1 | 20.3 | 20.0 | 19.9 | 20.5 | 22.3 | 25.2 | 26.9 | 27.2 | 27.2 | 27.2 | 27.0 | 26.7 | 26.5 | 26.2 | 25.9 | 26.0 | 27.8 | 29.6 | 29.3 | 28.5 | 26.8 | 24.5 | 22.4 | | |



Preliminary Real-Time Prices with Forecasted and Actual System Load

| Hour Ending: | Hour | | | | | | | | | | | | | | | | | | | | | | | | Avg. Hr \$ | |
|-----------------------|-------|-------|-------|-------|-------|-------|-------|-------|-------|-------|-------|-------|-------|-------|-------|-------|-------|-------|-------|-------|-------|-------|-------|-------|------------|-------|
| | 1 | 2 | 3 | 4 | 5 | 6 | 7 | 8 | 9 | 10 | 11 | 12 | 13 | 14 | 15 | 16 | 17 | 18 | 19 | 20 | 21 | 22 | 23 | 24 | All | On Pk |
| Pacific G&E | 41.38 | 38.79 | 38.80 | 39.07 | 37.39 | 35.66 | 82.08 | 44.07 | 48.37 | 48.74 | 44.31 | 48.98 | 45.25 | 46.72 | 24.69 | 40.12 | 40.28 | 41.88 | 46.18 | 55.84 | 49.85 | 49.72 | 43.69 | 40.54 | 44.68 | 47.32 |
| SoCal Edison | 40.07 | 37.66 | 37.58 | 37.79 | 36.45 | 35.24 | 81.16 | 43.60 | 47.85 | 48.02 | 43.71 | 48.35 | 44.58 | 45.75 | 24.18 | 39.42 | 39.82 | 42.32 | 46.22 | 55.56 | 49.73 | 49.23 | 42.63 | 39.66 | 44.02 | 46.84 |
| San Diego G&E | 39.74 | 37.29 | 37.13 | 37.33 | 35.97 | 35.13 | 82.18 | 44.00 | 48.49 | 48.70 | 44.30 | 48.87 | 45.03 | 46.20 | 24.39 | 39.70 | 40.23 | 42.69 | 47.54 | 56.94 | 50.36 | 49.36 | 42.42 | 39.32 | 44.30 | 47.44 |
| NP-15 | 40.61 | 38.10 | 38.13 | 38.38 | 36.67 | 34.88 | 80.17 | 42.93 | 47.00 | 47.35 | 43.05 | 47.59 | 43.97 | 45.44 | 24.02 | 39.03 | 39.14 | 40.56 | 44.69 | 54.06 | 48.34 | 48.38 | 42.63 | 39.64 | 43.53 | 45.98 |
| SP-15 | 39.07 | 36.75 | 36.68 | 36.88 | 35.56 | 34.46 | 79.64 | 42.70 | 46.82 | 47.00 | 42.77 | 47.28 | 43.55 | 44.65 | 23.62 | 38.58 | 38.97 | 40.97 | 45.24 | 54.30 | 48.51 | 48.04 | 41.58 | 38.71 | 43.01 | 45.79 |
| Palo Verde | 38.30 | 35.97 | 35.91 | 36.14 | 34.83 | 33.73 | 77.76 | 41.63 | 45.62 | 45.85 | 41.63 | 45.91 | 42.31 | 43.41 | 22.95 | 37.39 | 37.83 | 39.91 | 44.13 | 53.09 | 47.35 | 46.84 | 40.56 | 37.87 | 41.96 | 44.60 |
| DA Forecast Load (GW) | 21.14 | 20.34 | 19.96 | 19.91 | 20.50 | 22.25 | 25.25 | 26.87 | 27.19 | 27.21 | 27.22 | 27.00 | 26.70 | 26.52 | 26.19 | 25.93 | 26.05 | 27.61 | 29.61 | 29.29 | 28.51 | 26.85 | 24.53 | 22.44 | | |
| Forecast Error % | -3.6% | -3.8% | -4.1% | -4.0% | -3.5% | -3.0% | -1.4% | -2.8% | -2.6% | -2.1% | -2.1% | -2.0% | -1.8% | -1.8% | -2.3% | -2.5% | -2.1% | -2.0% | -1.9% | -1.3% | -1.5% | -2.1% | -2.9% | -4.1% | | |





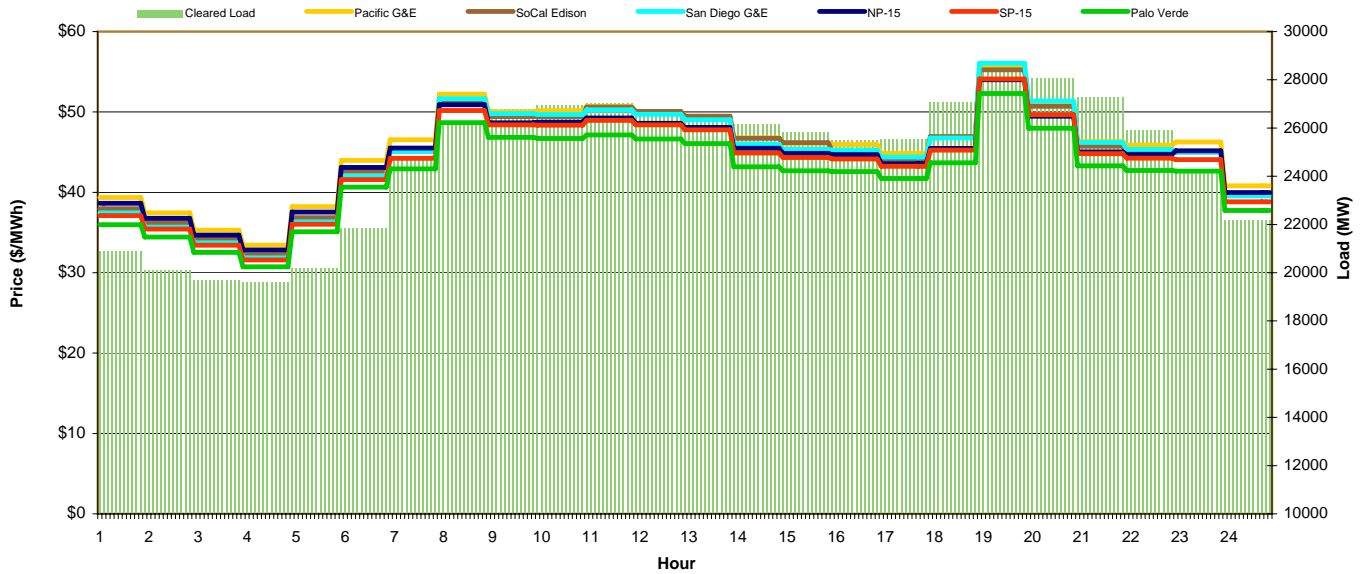
CAISO Daily Report

Friday February 12, 2010

| Price | <=0 | >=100 | >=200 |
|------------------|--------|--------|-------|
| Forecast Error % | 0-4.9% | 5-9.9% | >=10% |

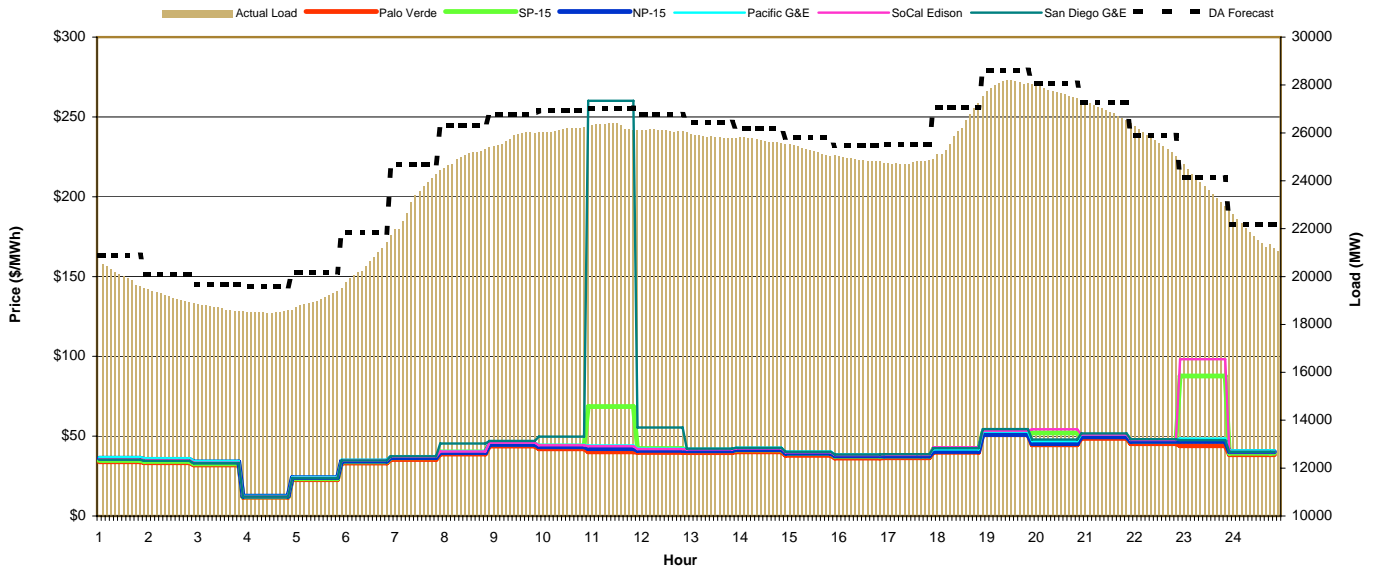
Day-Ahead Prices and DA Forecast Load

| Hour Ending: | 1 | 2 | 3 | 4 | 5 | 6 | 7 | 8 | 9 | 10 | 11 | 12 | 13 | 14 | 15 | 16 | 17 | 18 | 19 | 20 | 21 | 22 | 23 | 24 | Avg. Hr \$ | | | |
|-----------------------|-------|-------|-------|-------|-------|-------|-------|-------|-------|-------|-------|-------|-------|-------|-------|-------|-------|-------|-------|-------|-------|-------|-------|-------|------------|-------|-------|-------|
| | All | On Pk | | | | | | | | | | | | | | | | | | | | | | | | | | |
| Pacific G&E | 37.96 | 36.22 | 34.14 | 32.25 | 36.85 | 42.63 | 45.13 | 51.23 | 49.43 | 49.44 | 50.60 | 50.07 | 49.48 | 46.73 | 46.19 | 45.17 | 44.18 | 46.94 | 55.24 | 50.71 | 45.75 | 45.20 | 45.04 | 39.63 | 44.84 | 48.22 | 45.56 | 48.67 |
| SoCal Edison | 37.44 | 35.68 | 33.72 | 31.85 | 36.33 | 42.03 | 45.11 | 51.65 | 49.78 | 49.68 | 50.27 | 49.71 | 49.04 | 45.98 | 45.36 | 45.24 | 44.40 | 46.76 | 56.06 | 51.36 | 46.21 | 45.34 | 44.99 | 39.56 | 44.73 | 48.25 | 45.32 | 48.25 |
| San Diego G&E | 38.64 | 36.78 | 34.67 | 32.83 | 37.55 | 43.11 | 45.50 | 50.91 | 48.65 | 48.73 | 49.24 | 48.59 | 48.07 | 45.50 | 44.85 | 44.69 | 43.59 | 45.46 | 54.00 | 49.47 | 45.04 | 44.71 | 45.18 | 39.97 | 44.40 | 47.31 | 45.32 | 47.31 |
| NP-15 | 37.11 | 35.44 | 33.43 | 31.59 | 36.04 | 41.58 | 44.23 | 50.18 | 48.40 | 48.36 | 48.95 | 48.39 | 47.77 | 44.89 | 44.32 | 44.15 | 43.24 | 45.24 | 54.10 | 49.67 | 44.82 | 44.25 | 44.07 | 38.83 | 43.71 | 46.93 | 45.32 | 46.93 |
| SP-15 | 35.97 | 34.43 | 32.52 | 30.74 | 35.10 | 40.65 | 42.91 | 48.68 | 46.84 | 46.71 | 47.14 | 46.64 | 46.06 | 43.18 | 42.68 | 42.58 | 41.73 | 43.68 | 52.30 | 47.98 | 43.31 | 42.72 | 42.64 | 37.74 | 42.29 | 45.32 | 45.32 | 45.32 |
| Palo Verde | 20.9 | 20.1 | 19.7 | 19.6 | 20.2 | 21.8 | 24.7 | 26.3 | 26.8 | 26.9 | 27.0 | 26.8 | 26.4 | 26.2 | 25.8 | 25.5 | 25.5 | 27.1 | 28.6 | 28.1 | 27.3 | 25.9 | 24.1 | 22.2 | 25.9 | 24.1 | | |
| DA Forecast Load (GW) | 20.9 | 20.1 | 19.7 | 19.6 | 20.2 | 21.8 | 24.7 | 26.3 | 26.8 | 26.9 | 27.0 | 26.8 | 26.4 | 26.2 | 25.8 | 25.5 | 25.5 | 27.1 | 28.6 | 28.1 | 27.3 | 25.9 | 24.1 | 22.2 | 25.9 | 24.1 | | |



Preliminary Real-Time Prices with Forecasted and Actual System Load

| Hour Ending: | 1 | 2 | 3 | 4 | 5 | 6 | 7 | 8 | 9 | 10 | 11 | 12 | 13 | 14 | 15 | 16 | 17 | 18 | 19 | 20 | 21 | 22 | 23 | 24 | Avg. Hr \$ | | | |
|------------------|-------|-------|-------|-------|-------|-------|-------|-------|-------|-------|--------|-------|-------|-------|-------|-------|-------|-------|-------|-------|-------|-------|-------|-------|------------|-------|-------|-------|
| | All | On Pk | | | | | | | | | | | | | | | | | | | | | | | | | | |
| Pacific G&E | 36.85 | 36.17 | 34.50 | 12.68 | 24.49 | 35.16 | 37.47 | 40.72 | 46.03 | 44.61 | 44.25 | 42.25 | 42.08 | 42.80 | 40.41 | 38.71 | 38.72 | 41.67 | 52.79 | 46.89 | 51.08 | 47.96 | 48.53 | 41.14 | 40.33 | 43.65 | 40.33 | 43.65 |
| SoCal Edison | 35.62 | 35.00 | 33.41 | 12.27 | 23.81 | 34.67 | 37.13 | 40.42 | 45.88 | 44.28 | 43.66 | 41.88 | 41.70 | 42.25 | 39.90 | 38.17 | 38.32 | 43.11 | 53.39 | 54.37 | 50.97 | 47.64 | 98.25 | 40.09 | 42.34 | 43.94 | 42.34 | 43.94 |
| San Diego G&E | 35.29 | 34.55 | 33.05 | 12.15 | 23.64 | 34.73 | 37.43 | 45.41 | 47.02 | 49.68 | 260.09 | 55.45 | 42.15 | 42.65 | 40.21 | 38.51 | 38.64 | 42.46 | 54.38 | 47.92 | 51.75 | 48.06 | 47.51 | 40.15 | 50.12 | 58.87 | 50.12 | 58.87 |
| NP-15 | 36.15 | 35.47 | 33.85 | 12.44 | 24.03 | 34.41 | 36.63 | 39.68 | 44.77 | 43.37 | 42.22 | 41.05 | 40.91 | 41.64 | 39.33 | 37.69 | 37.63 | 40.38 | 51.07 | 45.34 | 49.59 | 46.70 | 46.72 | 40.27 | 39.22 | 42.38 | 39.22 | 42.38 |
| SP-15 | 34.79 | 34.20 | 32.69 | 12.01 | 23.33 | 34.03 | 36.47 | 40.09 | 45.05 | 43.83 | 68.55 | 42.26 | 40.85 | 41.38 | 39.07 | 37.37 | 37.52 | 41.97 | 52.28 | 51.99 | 49.94 | 46.65 | 87.70 | 39.30 | 42.22 | 44.70 | 42.22 | 44.70 |
| Palo Verde | 33.99 | 33.42 | 31.93 | 11.72 | 22.77 | 33.20 | 35.43 | 38.77 | 43.81 | 42.11 | 40.21 | 39.77 | 39.72 | 40.19 | 37.94 | 36.33 | 36.44 | 39.90 | 50.95 | 44.56 | 48.62 | 45.32 | 44.00 | 38.40 | 37.90 | 41.26 | 37.90 | 41.26 |
| DA Forecast (GW) | 20.90 | 20.08 | 19.67 | 19.60 | 20.18 | 21.84 | 24.67 | 26.29 | 26.78 | 26.93 | 27.03 | 26.77 | 26.44 | 26.17 | 25.81 | 25.47 | 25.52 | 27.06 | 28.62 | 28.09 | 27.27 | 25.90 | 24.12 | 22.15 | 25.90 | 24.12 | | |
| Forecast Error % | -4.6% | -4.9% | -5.3% | -5.4% | -5.2% | -4.8% | -4.8% | -4.6% | -3.5% | -2.8% | -2.8% | -2.6% | -2.4% | -2.0% | -2.4% | -2.5% | -2.9% | -2.5% | -2.0% | -1.7% | -1.7% | -1.7% | -2.5% | -2.7% | -2.5% | -2.7% | | |





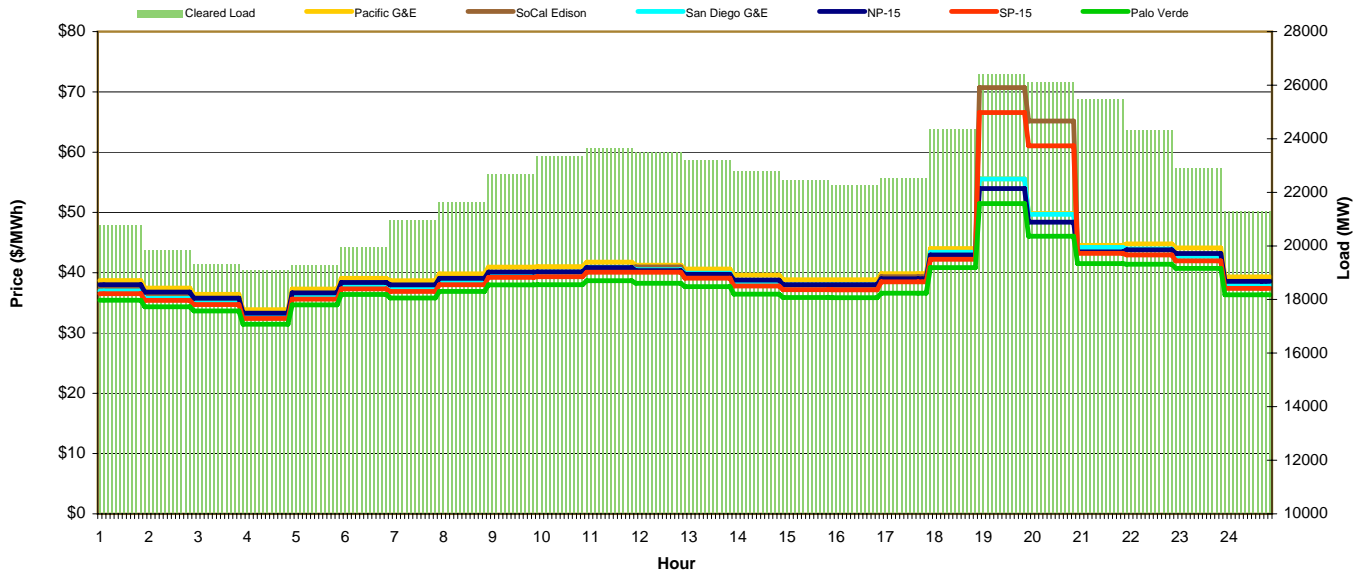
CAISO Daily Report

Saturday February 13, 2010

| Price | <=0 | >=100 | >=200 |
|------------------|--------|--------|-------|
| Forecast Error % | 0-4.9% | 5-9.9% | >=10% |

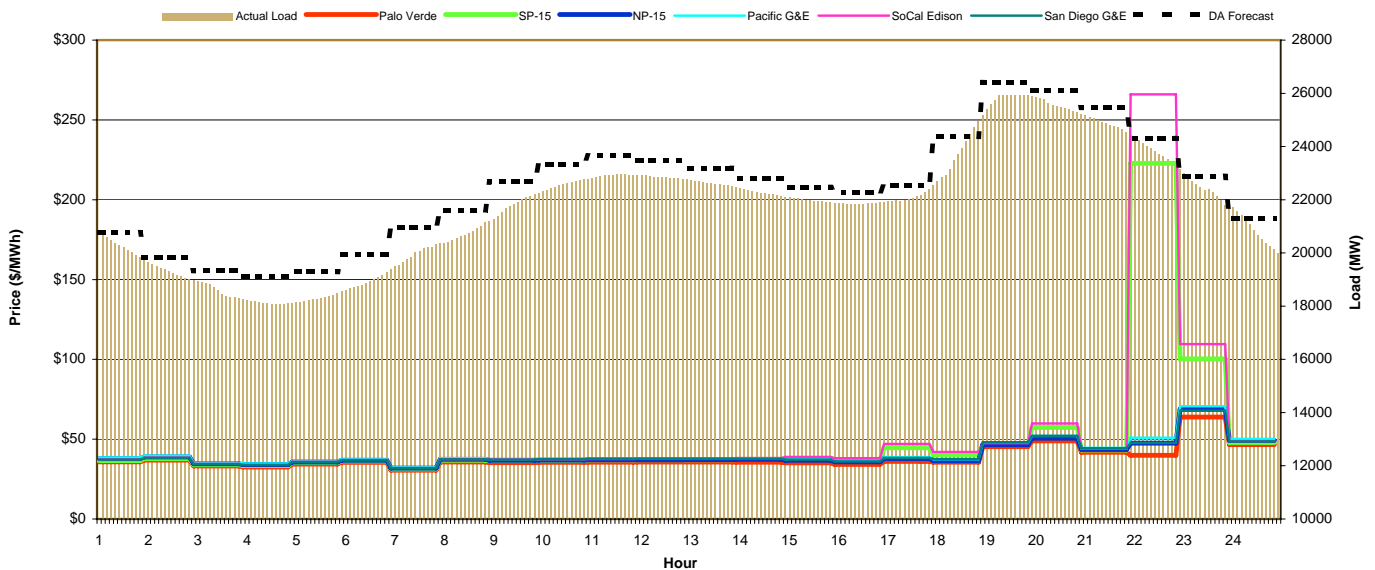
Day-Ahead Prices and DA Forecast Load

| Hour Ending: | Hour | | | | | | | | | | | | | | | | | | | | | | | | Avg. Hr \$ | |
|-----------------------|-------|-------|-------|-------|-------|-------|-------|-------|-------|-------|-------|-------|-------|-------|-------|-------|-------|-------|-------|-------|-------|-------|-------|-------|------------|-------|
| | 1 | 2 | 3 | 4 | 5 | 6 | 7 | 8 | 9 | 10 | 11 | 12 | 13 | 14 | 15 | 16 | 17 | 18 | 19 | 20 | 21 | 22 | 23 | 24 | All | On Pk |
| Pacific G&E | 38.70 | 37.45 | 36.41 | 33.86 | 37.31 | 39.07 | 38.67 | 39.81 | 40.94 | 41.00 | 41.76 | 41.24 | 40.62 | 39.61 | 38.82 | 38.82 | 39.85 | 44.01 | 55.58 | 49.81 | 44.53 | 44.78 | 44.11 | 39.30 | 41.09 | 42.49 |
| SoCal Edison | 37.26 | 36.08 | 35.31 | 32.95 | 36.24 | 37.99 | 37.55 | 38.71 | 39.96 | 40.11 | 40.89 | 40.96 | 39.85 | 38.57 | 37.90 | 37.84 | 39.34 | 43.03 | 70.71 | 65.17 | 44.14 | 43.78 | 42.87 | 38.13 | 41.47 | 43.66 |
| San Diego G&E | 36.99 | 35.76 | 35.00 | 32.72 | 35.99 | 37.74 | 37.32 | 38.59 | 39.89 | 40.08 | 40.88 | 40.50 | 39.91 | 38.52 | 37.96 | 37.97 | 38.71 | 43.40 | 55.56 | 49.68 | 44.18 | 43.92 | 42.72 | 37.99 | 40.08 | 41.69 |
| NP-15 | 38.02 | 36.79 | 35.78 | 33.28 | 36.67 | 38.39 | 37.99 | 39.08 | 40.11 | 40.12 | 40.85 | 40.33 | 39.74 | 38.77 | 38.01 | 38.00 | 38.99 | 42.94 | 53.95 | 48.38 | 43.44 | 43.80 | 43.19 | 38.55 | 40.22 | 41.53 |
| SP-15 | 36.51 | 35.42 | 34.71 | 32.41 | 35.62 | 37.31 | 36.90 | 38.02 | 39.22 | 39.34 | 40.09 | 40.07 | 39.10 | 37.80 | 37.20 | 37.17 | 38.50 | 42.23 | 66.56 | 61.05 | 43.21 | 42.94 | 41.97 | 37.39 | 40.45 | 42.46 |
| Palo Verde | 35.43 | 34.35 | 33.65 | 31.46 | 34.67 | 36.39 | 35.79 | 36.89 | 37.99 | 38.02 | 38.66 | 38.24 | 37.68 | 36.45 | 35.88 | 35.87 | 36.61 | 40.86 | 51.48 | 46.06 | 41.50 | 41.41 | 40.71 | 36.34 | 38.02 | 39.34 |
| DA Forecast Load (GW) | 20.8 | 19.8 | 19.3 | 19.1 | 19.3 | 20.0 | 20.9 | 21.6 | 22.7 | 23.3 | 23.7 | 23.5 | 23.2 | 22.8 | 22.5 | 22.3 | 22.5 | 24.4 | 26.4 | 26.1 | 25.5 | 24.3 | 22.9 | 21.3 | | |



Preliminary Real-Time Prices with Forecasted and Actual System Load

| Hour Ending: | Hour | | | | | | | | | | | | | | | | | | | | | | | | Avg. Hr \$ | |
|------------------|-------|-------|-------|-------|-------|-------|-------|-------|-------|-------|-------|-------|-------|-------|-------|-------|-------|-------|-------|-------|-------|--------|--------|-------|------------|-------|
| | 1 | 2 | 3 | 4 | 5 | 6 | 7 | 8 | 9 | 10 | 11 | 12 | 13 | 14 | 15 | 16 | 17 | 18 | 19 | 20 | 21 | 22 | 23 | 24 | All | On Pk |
| Pacific G&E | 38.54 | 39.65 | 35.22 | 34.74 | 36.34 | 37.46 | 32.45 | 38.13 | 37.56 | 37.69 | 37.95 | 37.91 | 38.00 | 38.08 | 37.66 | 36.65 | 38.84 | 37.44 | 47.80 | 52.04 | 44.57 | 50.91 | 70.65 | 50.19 | 41.10 | 40.23 |
| SoCal Edison | 37.34 | 38.50 | 34.59 | 34.02 | 35.84 | 37.01 | 31.94 | 37.44 | 37.33 | 37.34 | 37.59 | 37.78 | 37.77 | 38.19 | 38.87 | 38.13 | 46.98 | 42.00 | 47.53 | 59.85 | 44.04 | 266.01 | 109.57 | 48.77 | 52.27 | 54.92 |
| San Diego G&E | 37.22 | 38.30 | 34.41 | 33.82 | 35.66 | 36.85 | 31.86 | 37.35 | 37.19 | 37.52 | 37.75 | 37.82 | 37.83 | 37.70 | 37.17 | 36.10 | 38.34 | 37.61 | 48.14 | 52.09 | 44.33 | 47.76 | 67.81 | 48.59 | 40.38 | 39.78 |
| NP-15 | 37.79 | 38.90 | 34.59 | 34.10 | 35.67 | 36.75 | 31.85 | 37.40 | 36.79 | 36.87 | 37.11 | 37.06 | 37.14 | 37.25 | 36.83 | 35.83 | 37.88 | 36.47 | 46.53 | 50.57 | 43.49 | 47.56 | 68.78 | 49.22 | 40.10 | 39.16 |
| SP-15 | 36.59 | 37.78 | 33.99 | 33.44 | 35.24 | 36.38 | 31.42 | 36.79 | 36.65 | 36.72 | 36.97 | 37.11 | 37.09 | 37.39 | 37.85 | 37.05 | 44.58 | 40.39 | 46.67 | 57.35 | 43.24 | 222.83 | 100.38 | 47.87 | 49.24 | 51.26 |
| Palo Verde | 35.76 | 36.90 | 33.14 | 32.60 | 34.39 | 35.50 | 30.56 | 35.73 | 35.28 | 35.52 | 35.63 | 35.71 | 35.72 | 35.61 | 35.14 | 34.13 | 36.12 | 35.55 | 45.35 | 48.87 | 41.81 | 39.86 | 63.87 | 46.58 | 38.14 | 37.29 |
| DA Forecast (GW) | 20.77 | 19.85 | 19.32 | 19.11 | 19.29 | 19.96 | 20.94 | 21.61 | 22.67 | 23.34 | 23.66 | 23.49 | 23.19 | 22.79 | 22.47 | 22.27 | 22.54 | 24.37 | 26.41 | 26.12 | 25.46 | 24.31 | 22.89 | 21.30 | | |
| Forecast Error % | -3.0% | -3.1% | -4.2% | -5.2% | -4.9% | -4.8% | -4.3% | -3.7% | -3.3% | -3.1% | -3.1% | -2.9% | -2.7% | -2.5% | -2.3% | -1.9% | -1.6% | -1.2% | -2.1% | -2.5% | -2.8% | -2.8% | -2.8% | -3.0% | | |





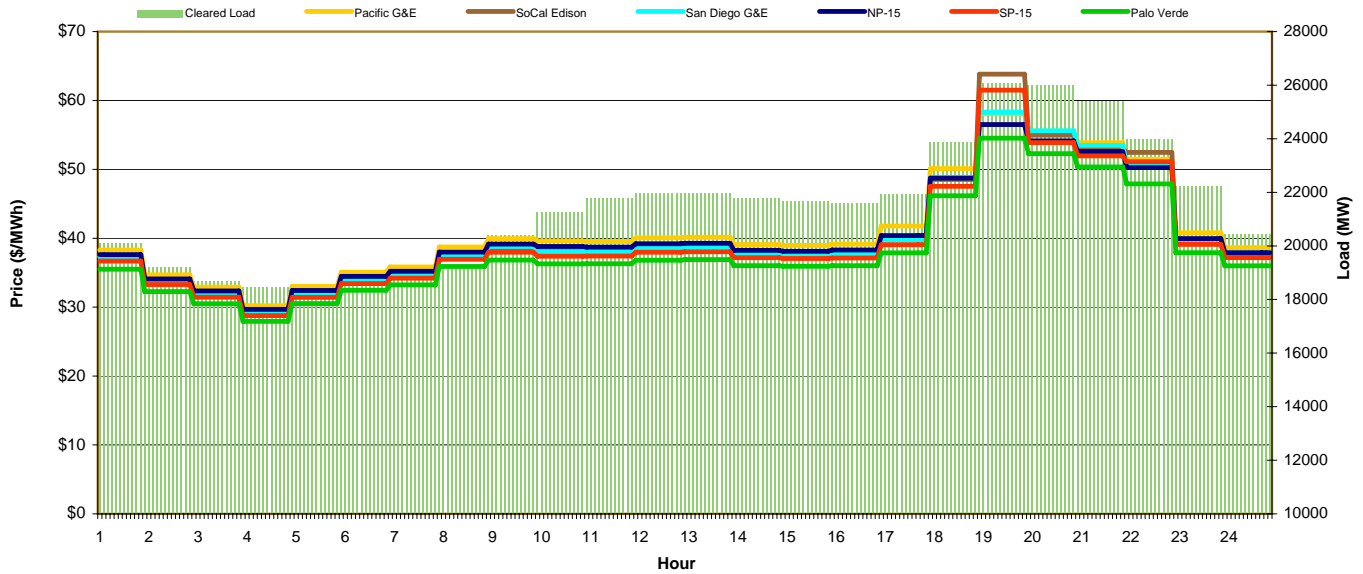
CAISO Daily Report

Sunday February 14, 2010

| Price | <=0 | >=100 | >=200 |
|------------------|--------|--------|-------|
| Forecast Error % | 0-4.9% | 5-9.9% | >=10% |

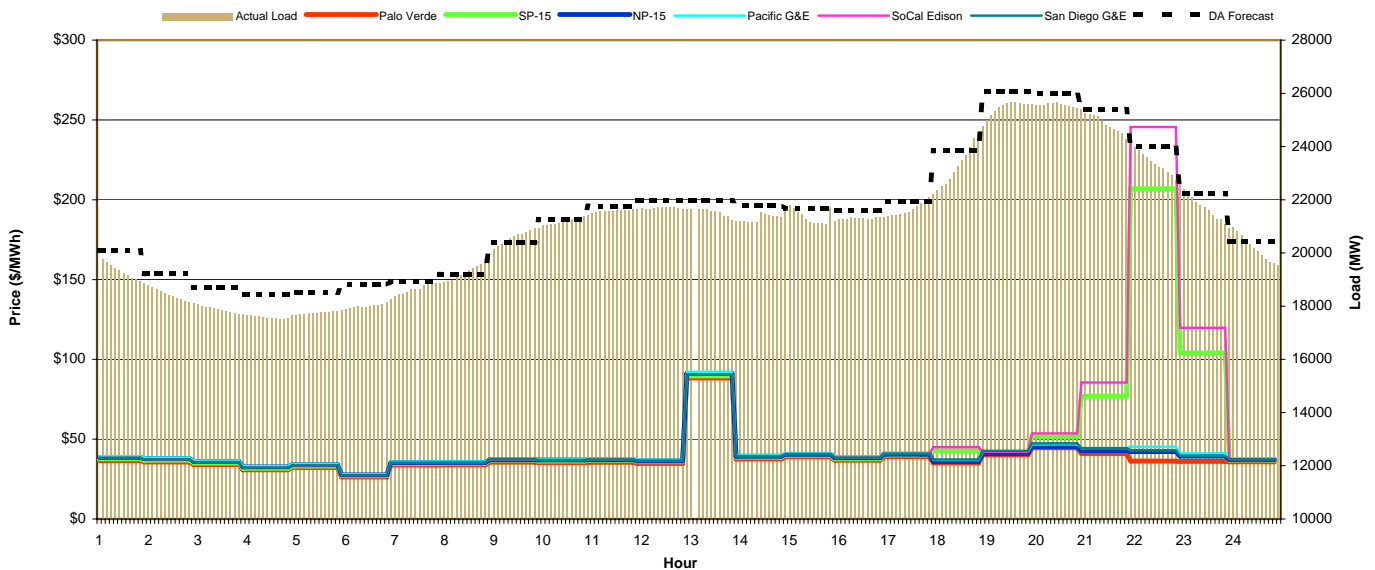
Day-Ahead Prices and DA Forecast Load

| Hour Ending: | Day-Ahead Prices and DA Forecast Load | | | | | | | | | | | | | | | | | | | | | | | | Avg. Hr \$ | |
|-----------------------|---------------------------------------|-------|-------|-------|-------|-------|-------|-------|-------|-------|-------|-------|-------|-------|-------|-------|-------|-------|-------|-------|-------|-------|-------|-------|------------|-------|
| | 1 | 2 | 3 | 4 | 5 | 6 | 7 | 8 | 9 | 10 | 11 | 12 | 13 | 14 | 15 | 16 | 17 | 18 | 19 | 20 | 21 | 22 | 23 | 24 | All | On Pk |
| Pacific G&E | 38.30 | 34.69 | 32.92 | 30.20 | 32.99 | 35.06 | 35.84 | 38.73 | 39.95 | 39.60 | 39.54 | 40.06 | 40.16 | 39.08 | 38.96 | 39.15 | 41.78 | 50.12 | 58.08 | 55.56 | 53.89 | 51.48 | 40.81 | 38.64 | 41.07 | 43.87 |
| SoCal Edison | 37.29 | 33.79 | 31.92 | 29.22 | 31.90 | 33.93 | 34.73 | 37.54 | 38.60 | 38.12 | 38.15 | 38.73 | 38.81 | 37.91 | 37.79 | 37.88 | 39.87 | 48.54 | 63.83 | 54.98 | 53.02 | 52.48 | 39.89 | 37.78 | 40.28 | 43.19 |
| San Diego G&E | 37.32 | 33.80 | 31.89 | 29.18 | 31.86 | 33.88 | 34.69 | 37.62 | 38.80 | 38.05 | 38.08 | 38.65 | 38.73 | 37.80 | 37.69 | 37.77 | 39.74 | 48.84 | 58.26 | 55.61 | 53.49 | 50.63 | 39.87 | 37.89 | 40.01 | 42.78 |
| NP-15 | 37.62 | 34.10 | 32.35 | 29.69 | 32.42 | 34.47 | 35.20 | 38.00 | 39.15 | 38.80 | 38.71 | 39.21 | 39.28 | 38.24 | 38.11 | 38.30 | 40.40 | 48.72 | 56.50 | 54.13 | 52.58 | 50.27 | 39.95 | 37.89 | 40.17 | 42.85 |
| SP-15 | 36.69 | 33.28 | 31.44 | 28.77 | 31.42 | 33.42 | 34.22 | 36.95 | 37.97 | 37.40 | 37.42 | 37.97 | 38.05 | 37.19 | 37.08 | 37.14 | 39.07 | 47.54 | 61.50 | 53.89 | 51.95 | 51.11 | 39.12 | 37.18 | 39.49 | 42.28 |
| Palo Verde | 35.51 | 32.27 | 30.50 | 27.94 | 30.52 | 32.44 | 33.23 | 35.90 | 36.83 | 36.28 | 36.29 | 36.82 | 36.91 | 36.02 | 35.92 | 36.01 | 37.88 | 46.17 | 54.54 | 52.27 | 50.34 | 47.89 | 37.91 | 36.01 | 38.02 | 40.58 |
| DA Forecast Load (GW) | 20.1 | 19.2 | 18.7 | 18.4 | 18.5 | 18.8 | 18.9 | 19.2 | 20.4 | 21.3 | 21.8 | 22.0 | 22.0 | 21.8 | 21.7 | 21.6 | 21.9 | 23.9 | 26.1 | 26.0 | 25.4 | 24.0 | 22.2 | 20.4 | | |



Preliminary Real-Time Prices with Forecasted and Actual System Load

| Hour Ending: | Preliminary Real-Time Prices with Forecasted and Actual System Load | | | | | | | | | | | | | | | | | | | | | | | | Avg. Hr \$ | |
|------------------|---|-------|-------|-------|-------|-------|-------|-------|-------|-------|-------|-------|-------|-------|-------|-------|-------|-------|-------|-------|-------|--------|--------|--------|------------|-------|
| | 1 | 2 | 3 | 4 | 5 | 6 | 7 | 8 | 9 | 10 | 11 | 12 | 13 | 14 | 15 | 16 | 17 | 18 | 19 | 20 | 21 | 22 | 23 | 24 | All | On Pk |
| Pacific G&E | 39.36 | 38.48 | 36.72 | 33.24 | 34.57 | 28.19 | 36.01 | 36.07 | 37.83 | 37.75 | 37.88 | 37.19 | 92.18 | 40.15 | 41.38 | 39.19 | 41.45 | 36.99 | 42.09 | 46.70 | 44.38 | 45.33 | 41.07 | 38.09 | 40.93 | 43.28 |
| SoCal Edison | 38.31 | 37.33 | 35.66 | 32.19 | 33.62 | 27.43 | 35.21 | 35.37 | 37.21 | 36.93 | 37.18 | 36.51 | 90.59 | 39.40 | 40.65 | 38.46 | 40.82 | 44.99 | 42.07 | 53.58 | 85.50 | 245.55 | 119.75 | 37.48 | 54.24 | 58.75 |
| San Diego G&E | 38.41 | 37.31 | 35.62 | 32.15 | 33.61 | 27.43 | 35.26 | 35.42 | 37.46 | 36.97 | 37.24 | 36.58 | 90.59 | 39.44 | 40.72 | 38.53 | 40.87 | 37.29 | 42.65 | 47.38 | 44.37 | 42.99 | 39.47 | 37.50 | 40.22 | 42.73 |
| NP-15 | 38.64 | 37.78 | 36.07 | 32.64 | 33.93 | 27.70 | 35.32 | 35.38 | 37.05 | 36.96 | 37.07 | 36.38 | 91.20 | 39.32 | 40.50 | 38.38 | 40.55 | 36.00 | 40.99 | 45.40 | 42.80 | 42.17 | 39.39 | 37.32 | 39.96 | 42.22 |
| SP-15 | 37.72 | 36.74 | 35.11 | 31.69 | 33.12 | 27.02 | 34.70 | 34.83 | 36.65 | 36.31 | 36.55 | 35.89 | 89.61 | 38.69 | 39.89 | 37.74 | 40.04 | 42.75 | 41.32 | 51.48 | 76.90 | 206.87 | 104.07 | 36.89 | 50.94 | 55.01 |
| Palo Verde | 36.61 | 35.66 | 34.06 | 30.80 | 32.20 | 26.26 | 33.77 | 33.84 | 35.56 | 35.24 | 35.44 | 34.80 | 88.33 | 37.61 | 38.85 | 36.75 | 39.00 | 35.04 | 40.24 | 44.56 | 41.03 | 36.33 | 36.05 | 35.78 | 38.07 | 40.40 |
| DA Forecast (GW) | 20.08 | 19.22 | 18.69 | 18.44 | 18.52 | 18.81 | 18.93 | 19.19 | 20.40 | 21.26 | 21.76 | 21.97 | 21.97 | 21.79 | 21.66 | 21.60 | 21.94 | 23.65 | 26.08 | 26.00 | 25.40 | 23.98 | 22.23 | 20.42 | | |
| Forecast Error % | -4.3% | -4.6% | -4.7% | -4.7% | -4.1% | -4.0% | -1.3% | 1.2% | 1.3% | -0.1% | -0.8% | -1.3% | -2.5% | -1.7% | -1.8% | -1.3% | -0.4% | 0.1% | -2.0% | -2.0% | -3.3% | -4.0% | -3.8% | -10.4% | | |





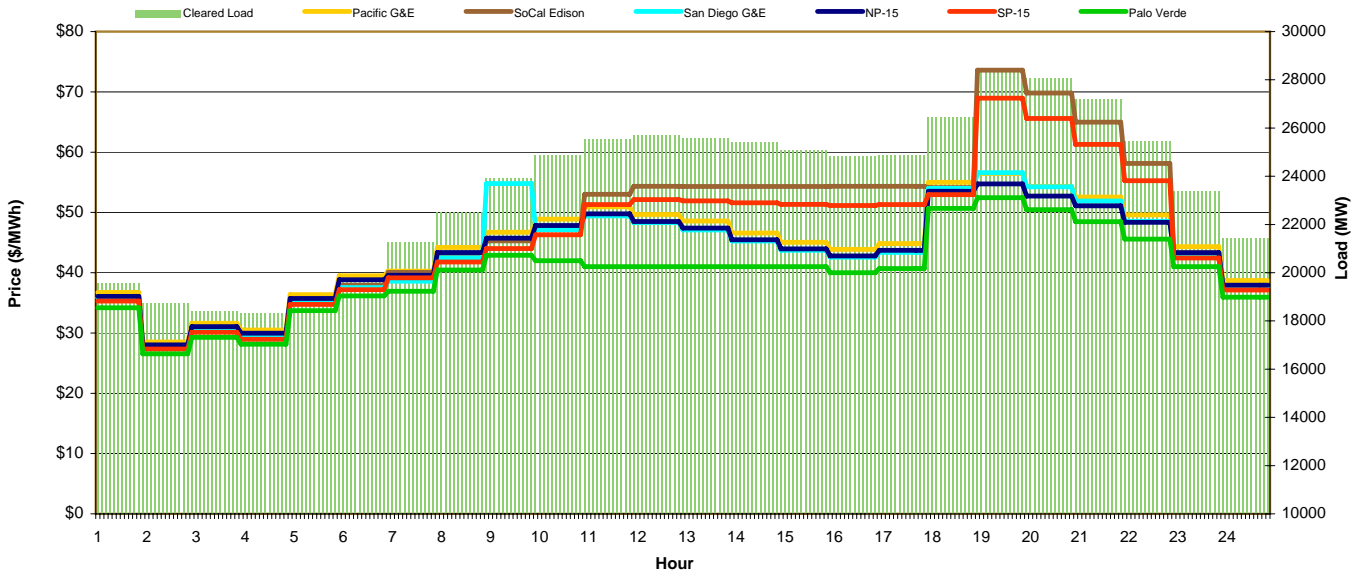
CAISO Daily Report

Monday February 15, 2010

| Price | <=0 | >=100 | >=200 |
|------------------|--------|--------|-------|
| Forecast Error % | 0-4.9% | 5-9.9% | >=10% |

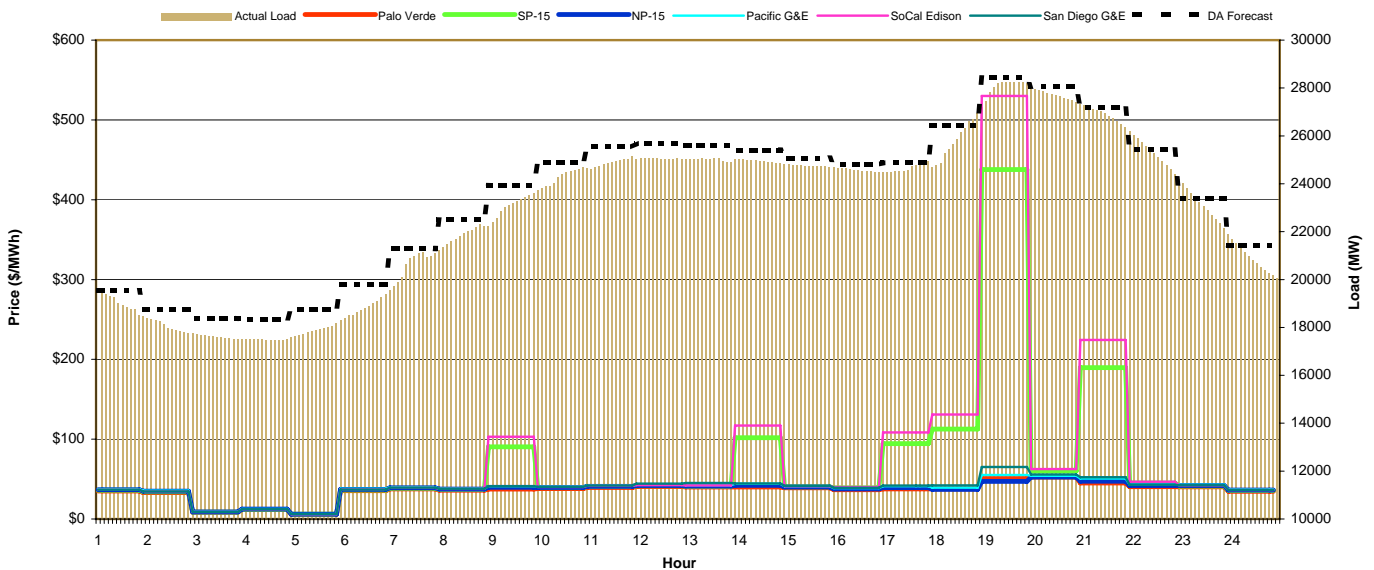
Day-Ahead Prices and DA Forecast Load

| Hour Ending: | Hour | | | | | | | | | | | | | | | | | | | | | | | | Avg. Hr \$ | | | |
|-----------------------|-------|-------|-------|-------|-------|-------|-------|-------|-------|-------|-------|-------|-------|-------|-------|-------|-------|-------|-------|-------|-------|-------|-------|-------|------------|-------|-------|-------|
| | 1 | 2 | 3 | 4 | 5 | 6 | 7 | 8 | 9 | 10 | 11 | 12 | 13 | 14 | 15 | 16 | 17 | 18 | 19 | 20 | 21 | 22 | 23 | 24 | All | On Pk | | |
| Pacific G&E | 36.72 | 28.51 | 31.60 | 30.50 | 36.36 | 39.49 | 40.26 | 44.19 | 46.71 | 48.89 | 50.94 | 49.66 | 48.57 | 46.58 | 45.05 | 43.86 | 44.84 | 55.01 | 56.46 | 54.33 | 52.56 | 49.58 | 44.32 | 38.70 | 44.32 | 48.59 | 44.32 | 48.59 |
| SoCal Edison | 35.87 | 27.77 | 30.61 | 29.42 | 35.28 | 37.92 | 40.05 | 42.57 | 45.27 | 47.22 | 52.99 | 54.32 | 54.31 | 54.30 | 54.32 | 54.33 | 54.34 | 54.13 | 73.59 | 69.82 | 64.98 | 58.13 | 43.33 | 37.82 | 48.03 | 54.67 | 48.03 | 54.67 |
| San Diego G&E | 35.82 | 27.74 | 30.53 | 29.32 | 35.20 | 37.53 | 38.60 | 42.46 | 54.80 | 47.14 | 49.42 | 48.30 | 47.10 | 45.26 | 43.71 | 42.57 | 43.37 | 53.99 | 56.58 | 54.27 | 51.89 | 48.53 | 43.14 | 37.64 | 43.54 | 48.00 | 43.54 | 48.00 |
| NP-15 | 36.07 | 28.03 | 31.06 | 29.97 | 35.74 | 38.82 | 39.56 | 43.35 | 45.74 | 47.82 | 49.77 | 48.49 | 47.40 | 45.47 | 43.96 | 42.78 | 43.71 | 53.52 | 54.73 | 52.72 | 51.09 | 48.37 | 43.33 | 37.92 | 43.31 | 47.41 | 43.31 | 47.41 |
| SP-15 | 35.30 | 27.35 | 30.13 | 28.96 | 34.74 | 37.19 | 39.14 | 41.78 | 44.01 | 46.30 | 51.31 | 52.14 | 51.91 | 51.59 | 51.34 | 51.15 | 51.31 | 52.95 | 68.95 | 65.59 | 61.28 | 55.27 | 42.44 | 37.13 | 46.22 | 52.25 | 46.22 | 52.25 |
| Palo Verde | 34.19 | 26.55 | 29.27 | 28.12 | 33.72 | 36.16 | 36.92 | 40.45 | 42.90 | 42.00 | 41.00 | 41.00 | 41.00 | 41.00 | 41.00 | 40.00 | 40.70 | 50.66 | 52.46 | 50.46 | 48.46 | 45.56 | 41.00 | 35.94 | 40.02 | 43.47 | 40.02 | 43.47 |
| DA Forecast Load (GW) | 19.5 | 18.7 | 18.4 | 18.3 | 18.8 | 19.8 | 21.3 | 22.5 | 23.9 | 24.9 | 25.5 | 25.7 | 25.6 | 25.4 | 25.1 | 24.8 | 24.9 | 26.4 | 28.4 | 28.1 | 27.2 | 25.4 | 23.4 | 21.4 | | | | |



Preliminary Real-Time Prices with Forecasted and Actual System Load

| Hour Ending: | Hour | | | | | | | | | | | | | | | | | | | | | | | | Avg. Hr \$ | | | |
|------------------|-------|-------|-------|-------|-------|-------|-------|-------|--------|-------|-------|-------|-------|--------|-------|-------|--------|--------|--------|-------|--------|-------|-------|-------|------------|--------|-------|--------|
| | 1 | 2 | 3 | 4 | 5 | 6 | 7 | 8 | 9 | 10 | 11 | 12 | 13 | 14 | 15 | 16 | 17 | 18 | 19 | 20 | 21 | 22 | 23 | 24 | All | On Pk | | |
| Pacific G&E | 37.42 | 35.47 | 9.09 | 12.63 | 6.16 | 37.79 | 39.81 | 38.15 | 41.12 | 40.45 | 41.83 | 42.80 | 42.31 | 44.02 | 41.07 | 38.72 | 41.12 | 39.35 | 55.04 | 54.22 | 50.76 | 43.02 | 42.84 | 36.98 | 38.01 | 43.36 | 38.01 | 43.36 |
| SoCal Edison | 36.71 | 34.56 | 8.78 | 12.31 | 6.10 | 37.02 | 39.16 | 37.67 | 103.11 | 40.02 | 41.47 | 42.54 | 42.02 | 117.03 | 41.03 | 40.05 | 108.43 | 130.97 | 530.06 | 62.57 | 224.36 | 46.62 | 42.20 | 36.28 | 77.54 | 102.94 | 77.54 | 102.94 |
| San Diego G&E | 36.76 | 34.55 | 8.77 | 12.28 | 6.12 | 36.79 | 39.20 | 37.90 | 41.10 | 40.38 | 41.86 | 44.40 | 45.15 | 44.51 | 41.41 | 39.06 | 41.82 | 42.04 | 65.19 | 55.70 | 52.31 | 42.83 | 42.25 | 36.20 | 38.69 | 44.68 | 38.69 | 44.68 |
| NP-15 | 36.72 | 34.83 | 8.90 | 12.40 | 6.05 | 37.11 | 39.11 | 37.41 | 39.63 | 39.55 | 40.88 | 41.81 | 41.35 | 42.17 | 40.10 | 37.78 | 39.30 | 37.03 | 47.02 | 52.56 | 47.31 | 41.97 | 41.86 | 36.22 | 36.63 | 41.56 | 36.63 | 41.56 |
| SP-15 | 36.16 | 34.05 | 8.64 | 12.13 | 6.01 | 36.38 | 38.54 | 37.09 | 90.34 | 39.32 | 40.70 | 41.66 | 41.05 | 101.85 | 40.22 | 39.01 | 94.51 | 112.66 | 437.88 | 60.05 | 189.69 | 45.06 | 41.39 | 35.65 | 69.17 | 90.60 | 69.17 | 90.60 |
| Palo Verde | 35.13 | 33.09 | 8.40 | 11.78 | 5.86 | 35.56 | 37.66 | 36.09 | 37.43 | 38.14 | 39.54 | 40.62 | 40.05 | 40.11 | 39.13 | 36.78 | 37.71 | 37.64 | 50.79 | 52.47 | 45.08 | 40.57 | 40.30 | 34.64 | 35.61 | 40.61 | 35.61 | 40.61 |
| DA Forecast (GW) | 19.54 | 18.74 | 18.39 | 18.31 | 18.77 | 19.81 | 21.28 | 22.49 | 23.93 | 24.89 | 25.54 | 25.69 | 25.59 | 25.41 | 25.07 | 24.81 | 24.68 | 26.43 | 28.45 | 28.06 | 27.17 | 25.44 | 23.37 | 21.42 | | | | |
| Forecast Error % | -3.2% | -4.2% | -4.4% | -4.5% | -4.2% | -4.1% | -2.0% | -2.3% | -2.7% | -2.1% | -2.4% | -2.6% | -2.3% | -2.0% | -1.4% | -1.1% | -0.8% | -0.9% | -1.1% | -1.7% | -1.7% | -1.8% | -2.6% | -3.6% | | | | |





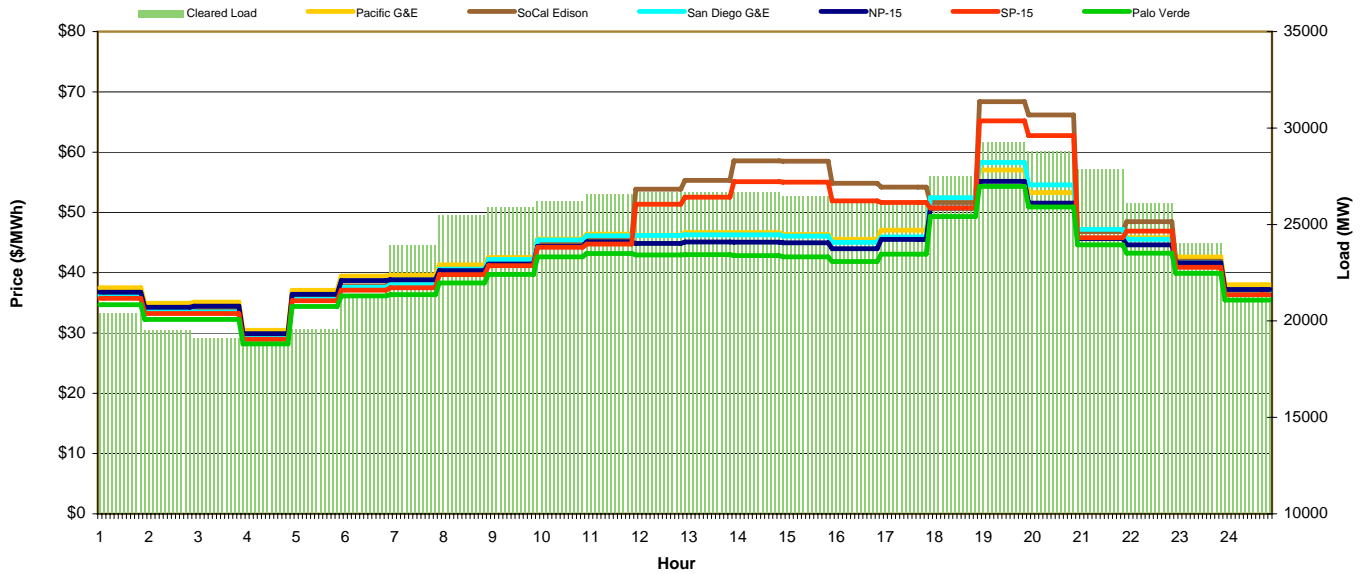
CAISO Daily Report

Tuesday February 16, 2010

| Price | <=0 | >=100 | >=200 |
|------------------|--------|--------|-------|
| Forecast Error % | 0-4.9% | 5-9.9% | >=10% |

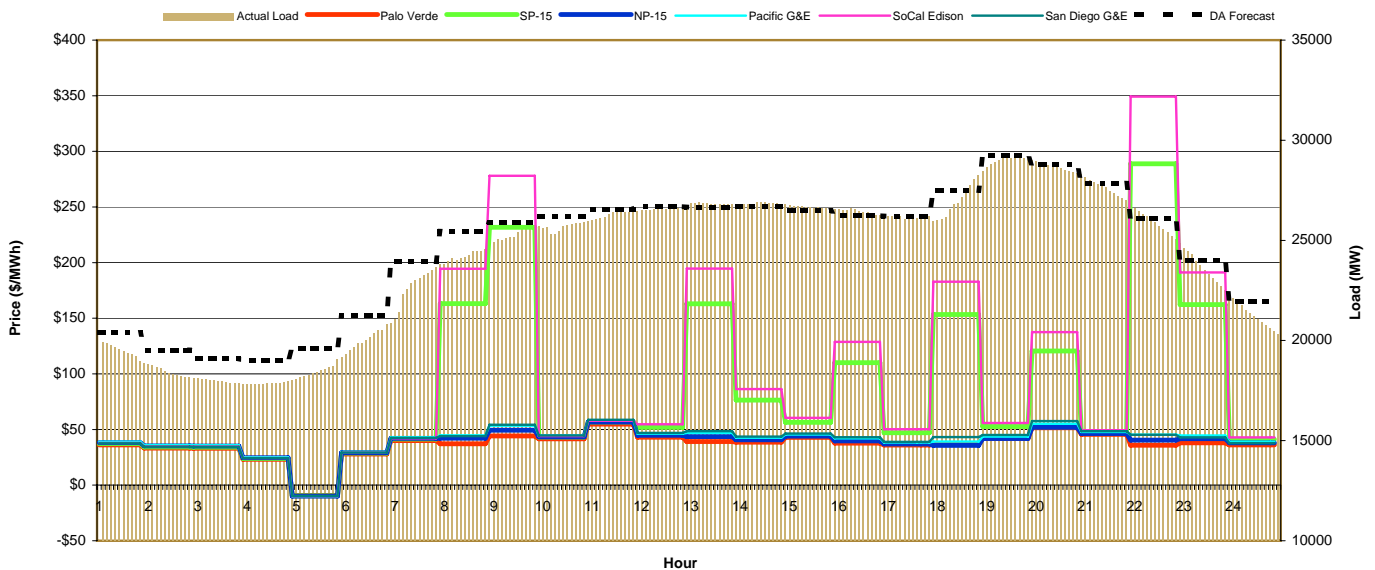
Day-Ahead Prices and DA Forecast Load

| Hour Ending: | | | | | | | | | | | | | | | | | | | | | | | | | Avg. Hr \$ | |
|-----------------------|-------|-------|-------|-------|-------|-------|-------|-------|-------|-------|-------|-------|-------|-------|-------|-------|-------|-------|-------|-------|-------|-------|-------|-------|------------|-------|
| | 1 | 2 | 3 | 4 | 5 | 6 | 7 | 8 | 9 | 10 | 11 | 12 | 13 | 14 | 15 | 16 | 17 | 18 | 19 | 20 | 21 | 22 | 23 | 24 | All | On Pk |
| Pacific G&E | 37.50 | 34.93 | 35.12 | 30.45 | 37.09 | 39.43 | 39.61 | 41.31 | 42.51 | 45.61 | 46.39 | 46.24 | 46.66 | 46.65 | 46.35 | 45.53 | 47.07 | 52.39 | 57.04 | 53.31 | 46.98 | 45.82 | 42.61 | 38.01 | 43.52 | 46.84 |
| SoCal Edison | 36.36 | 33.75 | 33.76 | 29.41 | 35.94 | 37.81 | 38.15 | 40.37 | 41.89 | 45.04 | 45.59 | 53.86 | 55.32 | 58.55 | 58.51 | 54.84 | 54.19 | 51.65 | 68.38 | 66.18 | 46.81 | 48.46 | 41.91 | 37.17 | 46.41 | 51.74 |
| San Diego G&E | 36.14 | 33.57 | 33.49 | 29.25 | 35.62 | 37.59 | 38.05 | 40.58 | 42.20 | 45.45 | 46.14 | 46.18 | 46.30 | 46.29 | 46.09 | 45.05 | 45.93 | 52.46 | 58.29 | 54.58 | 47.18 | 45.54 | 41.63 | 36.86 | 42.94 | 46.64 |
| NP-15 | 36.77 | 34.26 | 34.44 | 29.89 | 36.41 | 38.70 | 38.83 | 40.36 | 41.44 | 44.39 | 45.12 | 44.87 | 45.09 | 45.07 | 44.95 | 43.99 | 45.51 | 50.71 | 55.15 | 51.56 | 45.66 | 44.61 | 41.61 | 37.22 | 42.36 | 45.46 |
| SP-15 | 35.75 | 33.23 | 33.23 | 28.97 | 35.36 | 37.12 | 37.50 | 39.67 | 41.16 | 44.22 | 44.76 | 51.36 | 52.52 | 55.09 | 55.02 | 51.91 | 51.64 | 50.72 | 65.19 | 62.75 | 45.82 | 46.90 | 40.91 | 36.35 | 44.88 | 49.76 |
| Palo Verde | 34.69 | 32.26 | 32.26 | 28.19 | 34.41 | 36.16 | 36.36 | 38.31 | 39.71 | 42.63 | 43.18 | 42.95 | 42.99 | 42.85 | 42.64 | 41.87 | 43.09 | 49.33 | 54.30 | 50.92 | 44.61 | 43.25 | 39.90 | 35.47 | 40.51 | 43.69 |
| DA Forecast Load (GW) | 20.4 | 19.5 | 19.1 | 19.0 | 19.6 | 21.2 | 23.9 | 25.5 | 25.9 | 26.2 | 26.6 | 26.7 | 26.7 | 26.7 | 26.5 | 26.2 | 26.2 | 27.5 | 29.2 | 28.8 | 27.8 | 26.1 | 24.0 | 22.0 | | |



Preliminary Real-Time Prices with Forecasted and Actual System Load

| Hour Ending: | | | | | | | | | | | | | | | | | | | | | | | | | Avg. Hr \$ | |
|------------------|-------|-------|-------|-------|--------|-------|-------|--------|--------|-------|-------|-------|--------|-------|-------|--------|-------|--------|-------|--------|-------|--------|--------|-------|------------|--------|
| | 1 | 2 | 3 | 4 | 5 | 6 | 7 | 8 | 9 | 10 | 11 | 12 | 13 | 14 | 15 | 16 | 17 | 18 | 19 | 20 | 21 | 22 | 23 | 24 | All | On Pk |
| Pacific G&E | 38.97 | 35.94 | 35.90 | 25.10 | -10.06 | 29.78 | 42.98 | 44.85 | 53.40 | 44.56 | 58.35 | 46.17 | 46.97 | 42.57 | 45.55 | 42.02 | 38.35 | 39.19 | 43.60 | 55.06 | 47.84 | 45.41 | 44.68 | 38.95 | 40.67 | 46.05 |
| SoCal Edison | 37.90 | 34.87 | 34.75 | 24.35 | -9.81 | 29.27 | 42.08 | 194.43 | 278.11 | 43.99 | 57.87 | 54.64 | 194.68 | 86.39 | 60.49 | 128.76 | 50.17 | 182.86 | 55.86 | 137.53 | 49.41 | 349.28 | 191.19 | 42.97 | 98.00 | 122.91 |
| San Diego G&E | 37.64 | 34.58 | 34.41 | 24.15 | -9.74 | 29.18 | 42.43 | 44.13 | 54.22 | 44.63 | 58.79 | 46.87 | 48.54 | 43.64 | 46.29 | 43.02 | 38.90 | 43.25 | 45.06 | 57.51 | 48.46 | 45.20 | 42.94 | 37.75 | 40.91 | 46.93 |
| NP-15 | 38.16 | 35.23 | 35.18 | 24.59 | -9.87 | 29.16 | 42.06 | 42.16 | 49.36 | 43.39 | 56.74 | 44.74 | 43.64 | 40.73 | 44.01 | 39.71 | 37.07 | 35.68 | 41.91 | 51.99 | 46.37 | 40.43 | 41.80 | 38.03 | 38.85 | 43.75 |
| SP-15 | 37.22 | 34.28 | 34.15 | 23.95 | -9.65 | 28.76 | 41.42 | 163.19 | 231.67 | 43.20 | 56.76 | 51.92 | 162.98 | 76.40 | 56.48 | 110.03 | 47.03 | 153.33 | 52.69 | 120.58 | 48.14 | 288.85 | 162.20 | 41.19 | 85.70 | 106.54 |
| Palo Verde | 36.13 | 33.24 | 33.11 | 23.21 | -9.37 | 27.93 | 40.09 | 37.20 | 44.20 | 41.68 | 54.77 | 43.04 | 39.12 | 38.65 | 42.89 | 37.73 | 36.03 | 36.62 | 41.90 | 51.59 | 45.64 | 35.80 | 38.04 | 36.19 | 36.89 | 41.68 |
| DA Forecast (GW) | 20.40 | 19.52 | 19.10 | 19.01 | 19.59 | 21.23 | 23.94 | 25.45 | 25.89 | 26.18 | 26.56 | 26.69 | 26.66 | 26.69 | 26.47 | 26.23 | 26.21 | 27.49 | 29.25 | 28.79 | 27.85 | 26.08 | 24.01 | 21.97 | | |
| Forecast Error % | -5.0% | -6.0% | -6.1% | -5.9% | -5.0% | -4.6% | -3.7% | -4.4% | -2.0% | -1.8% | -0.9% | -0.4% | 0.6% | 0.5% | 0.6% | 0.6% | -0.4% | -0.6% | -0.8% | -0.8% | -1.7% | -1.8% | -3.2% | -4.5% | | |





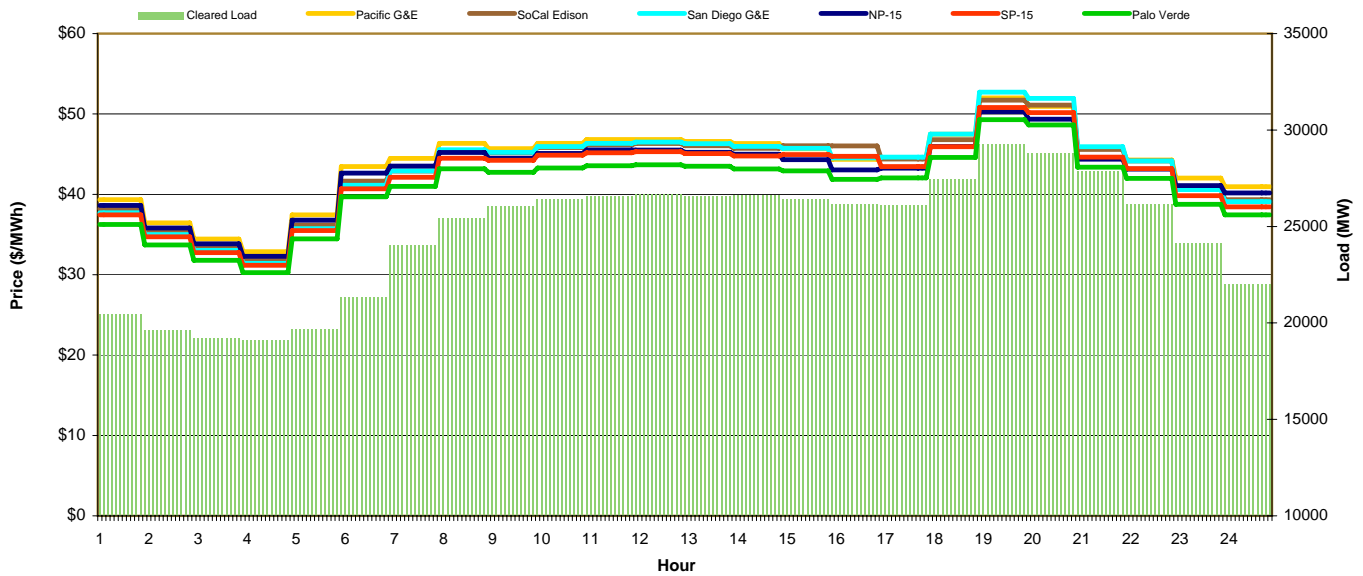
CAISO Daily Report

Wednesday February 17, 2010

| Price | <=0 | >=100 | >=200 |
|------------------|--------|--------|-------|
| Forecast Error % | 0-4.9% | 5-9.9% | >=10% |

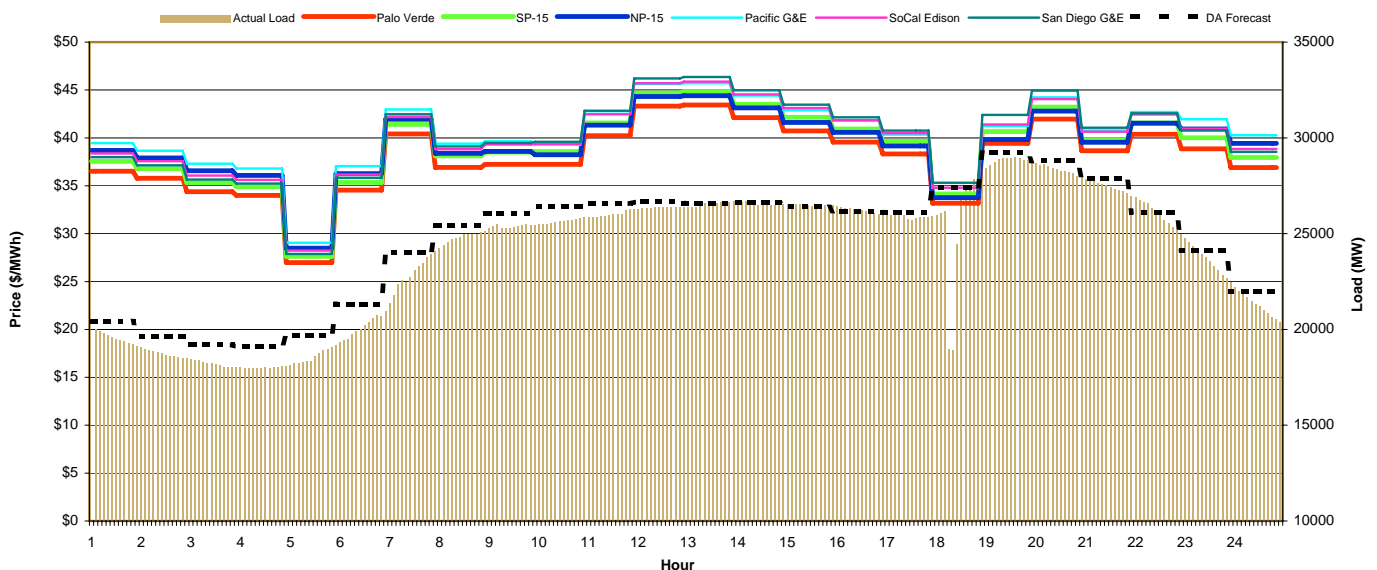
Day-Ahead Prices and DA Forecast Load

| Hour Ending: | | | | | | | | | | | | | | | | | | | | | | | | | Avg. Hr \$ | |
|-----------------------|-------|-------|-------|-------|-------|-------|-------|-------|-------|-------|-------|-------|-------|-------|-------|-------|-------|-------|-------|-------|-------|-------|-------|-------|------------|-------|
| | 1 | 2 | 3 | 4 | 5 | 6 | 7 | 8 | 9 | 10 | 11 | 12 | 13 | 14 | 15 | 16 | 17 | 18 | 19 | 20 | 21 | 22 | 23 | 24 | All | On Pk |
| Pacific G&E | 39.34 | 36.46 | 34.45 | 32.87 | 37.45 | 43.46 | 44.46 | 46.33 | 45.69 | 46.35 | 46.82 | 46.81 | 46.58 | 46.32 | 45.67 | 44.35 | 44.58 | 47.47 | 52.01 | 50.95 | 45.72 | 44.27 | 42.02 | 40.94 | 43.81 | 46.52 |
| SoCal Edison | 38.21 | 35.40 | 33.37 | 31.77 | 36.20 | 41.64 | 42.91 | 45.33 | 45.17 | 45.83 | 46.17 | 46.32 | 46.05 | 45.73 | 46.05 | 46.02 | 44.39 | 46.80 | 51.72 | 51.09 | 45.60 | 44.15 | 40.84 | 39.35 | 43.17 | 46.21 |
| San Diego G&E | 37.70 | 35.01 | 33.02 | 31.40 | 35.74 | 41.13 | 42.91 | 45.55 | 45.22 | 45.95 | 46.35 | 46.51 | 46.30 | 45.96 | 45.72 | 44.54 | 44.64 | 47.50 | 52.72 | 51.93 | 45.92 | 44.15 | 40.58 | 39.11 | 43.15 | 46.37 |
| NP-15 | 38.63 | 35.81 | 33.84 | 32.28 | 36.78 | 42.65 | 43.52 | 45.21 | 44.49 | 45.08 | 45.52 | 45.50 | 45.24 | 44.99 | 44.32 | 43.05 | 43.25 | 45.94 | 50.28 | 49.35 | 44.38 | 43.13 | 41.09 | 40.16 | 42.69 | 45.20 |
| SP-15 | 37.44 | 34.73 | 32.75 | 31.17 | 35.50 | 40.69 | 42.13 | 44.50 | 44.24 | 44.87 | 45.18 | 45.31 | 45.07 | 44.76 | 44.94 | 44.72 | 43.47 | 45.93 | 50.81 | 50.16 | 44.64 | 43.20 | 39.84 | 38.44 | 42.27 | 45.25 |
| Palo Verde | 36.26 | 33.70 | 31.79 | 30.27 | 34.45 | 39.70 | 40.99 | 43.18 | 42.75 | 43.28 | 43.55 | 43.67 | 43.49 | 43.16 | 42.92 | 41.87 | 42.05 | 44.59 | 49.30 | 48.63 | 43.38 | 41.97 | 38.76 | 37.44 | 40.88 | 43.67 |
| DA Forecast Load (GW) | 20.4 | 19.6 | 19.2 | 19.1 | 19.7 | 21.3 | 24.0 | 25.4 | 26.0 | 26.4 | 26.6 | 26.7 | 26.6 | 26.6 | 26.4 | 26.1 | 26.1 | 27.4 | 29.3 | 28.8 | 27.9 | 26.1 | 24.1 | 22.0 | | |



Preliminary Real-Time Prices with Forecasted and Actual System Load

| Hour Ending: | | | | | | | | | | | | | | | | | | | | | | | | | Avg. Hr \$ | |
|------------------|-------|-------|-------|-------|-------|-------|-------|-------|-------|-------|-------|-------|-------|-------|-------|-------|-------|-------|-------|-------|-------|-------|-------|-------|------------|-------|
| | 1 | 2 | 3 | 4 | 5 | 6 | 7 | 8 | 9 | 10 | 11 | 12 | 13 | 14 | 15 | 16 | 17 | 18 | 19 | 20 | 21 | 22 | 23 | 24 | All | On Pk |
| Pacific G&E | 39.45 | 38.65 | 37.30 | 36.81 | 29.05 | 37.05 | 42.96 | 39.39 | 39.64 | 39.30 | 42.52 | 45.62 | 45.71 | 44.41 | 42.89 | 41.80 | 40.34 | 34.76 | 41.26 | 44.24 | 40.77 | 42.70 | 41.95 | 40.28 | 40.37 | 41.77 |
| SoCal Edison | 38.38 | 37.57 | 36.07 | 35.61 | 28.23 | 36.16 | 42.18 | 38.82 | 39.30 | 39.37 | 42.47 | 45.71 | 45.87 | 44.53 | 43.12 | 41.86 | 40.50 | 34.80 | 41.40 | 44.05 | 40.64 | 42.45 | 40.96 | 38.84 | 39.95 | 41.69 |
| San Diego G&E | 37.98 | 37.13 | 35.65 | 35.23 | 27.88 | 35.83 | 42.47 | 39.11 | 39.47 | 39.59 | 42.83 | 46.21 | 46.35 | 44.98 | 43.47 | 42.15 | 40.77 | 35.31 | 42.39 | 44.93 | 41.07 | 42.57 | 40.79 | 38.54 | 40.11 | 42.11 |
| NP-15 | 38.69 | 37.91 | 36.58 | 36.09 | 28.48 | 36.27 | 41.94 | 38.39 | 38.59 | 38.24 | 41.33 | 44.33 | 44.40 | 43.13 | 41.62 | 40.59 | 39.16 | 33.76 | 39.82 | 42.80 | 39.54 | 41.52 | 40.92 | 39.42 | 39.31 | 40.57 |
| SP-15 | 37.56 | 36.78 | 35.33 | 34.89 | 27.63 | 35.35 | 41.42 | 38.12 | 38.51 | 38.57 | 41.57 | 44.69 | 44.84 | 43.51 | 42.15 | 40.92 | 39.64 | 34.14 | 40.66 | 43.22 | 39.82 | 41.57 | 40.01 | 37.95 | 39.12 | 40.83 |
| Palo Verde | 36.52 | 35.78 | 34.38 | 34.00 | 26.97 | 34.56 | 40.41 | 36.92 | 37.24 | 37.24 | 40.23 | 43.32 | 43.44 | 42.12 | 40.73 | 39.55 | 38.32 | 33.17 | 39.43 | 41.96 | 38.66 | 40.38 | 38.86 | 36.90 | 37.96 | 39.57 |
| DA Forecast (GW) | 20.42 | 19.60 | 19.20 | 19.09 | 19.68 | 21.33 | 24.05 | 25.42 | 26.04 | 26.41 | 26.57 | 26.66 | 26.58 | 26.62 | 26.40 | 26.15 | 26.11 | 27.43 | 29.26 | 28.80 | 27.88 | 26.13 | 24.12 | 21.98 | | |
| Forecast Error % | -4.6% | -4.8% | -5.4% | -5.6% | -5.2% | -4.9% | -3.8% | -2.2% | -2.5% | -2.8% | -2.0% | -1.1% | -0.1% | -0.3% | 0.3% | 0.1% | -0.9% | -6.3% | -1.5% | -1.9% | -1.8% | -1.2% | -3.0% | -4.1% | | |





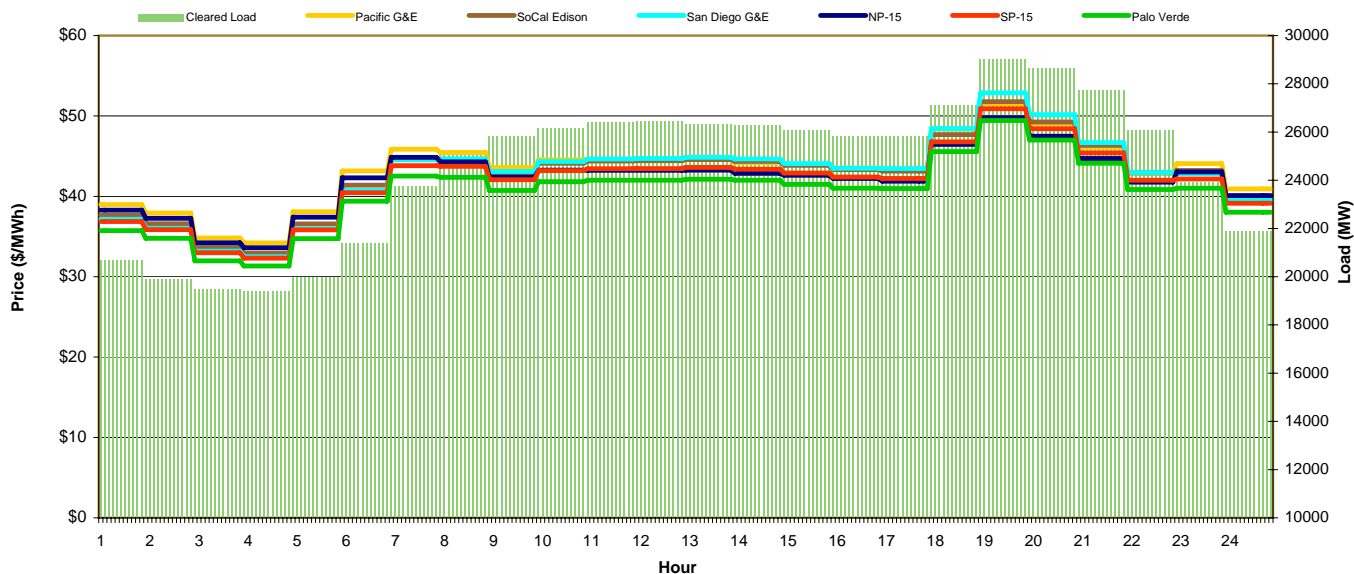
CAISO Daily Report

Thursday February 18, 2010

| Price | <=0 | >=100 | >=200 |
|------------------|--------|--------|-------|
| Forecast Error % | 0-4.9% | 5-9.9% | >=10% |

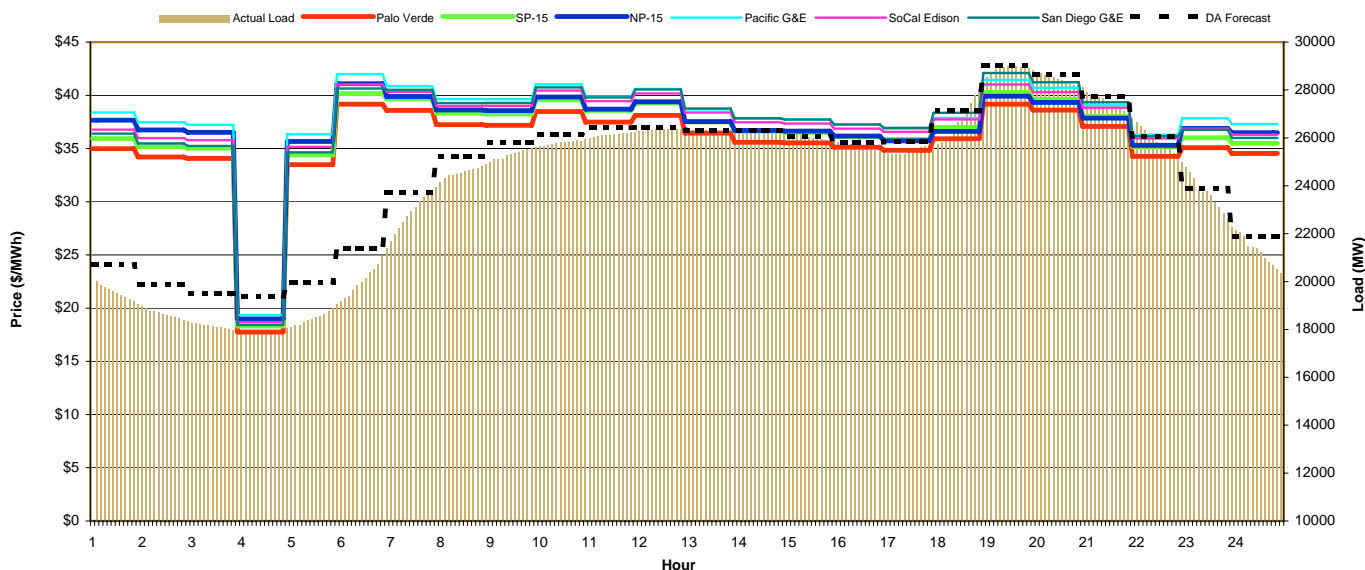
Day-Ahead Prices and DA Forecast Load

| Hour Ending: | Hour | | | | | | | | | | | | | | | | | | | | | | | | Avg. Hr \$ | | | |
|-----------------------|-------|-------|-------|-------|-------|-------|-------|-------|-------|-------|-------|-------|-------|-------|-------|-------|-------|-------|-------|-------|-------|-------|-------|-------|------------|-------|--|--|
| | 1 | 2 | 3 | 4 | 5 | 6 | 7 | 8 | 9 | 10 | 11 | 12 | 13 | 14 | 15 | 16 | 17 | 18 | 19 | 20 | 21 | 22 | 23 | 24 | All | On Pk | | |
| Pacific G&E | 38.97 | 37.92 | 34.83 | 34.20 | 38.08 | 43.16 | 45.87 | 45.46 | 43.59 | 44.55 | 44.56 | 44.57 | 44.62 | 44.19 | 43.94 | 43.49 | 43.36 | 48.36 | 51.54 | 49.06 | 46.10 | 42.89 | 44.07 | 40.94 | 43.26 | 45.39 | | |
| SoCal Edison | 37.64 | 36.59 | 33.62 | 32.93 | 36.56 | 41.38 | 44.56 | 44.55 | 42.93 | 44.11 | 44.39 | 44.44 | 44.56 | 44.36 | 43.86 | 43.32 | 43.13 | 47.68 | 51.77 | 49.26 | 46.35 | 42.92 | 43.21 | 40.04 | 42.67 | 45.14 | | |
| San Diego G&E | 37.14 | 36.03 | 33.18 | 32.49 | 35.97 | 40.74 | 44.58 | 44.68 | 43.09 | 44.33 | 44.64 | 44.72 | 44.84 | 44.64 | 44.07 | 43.50 | 43.45 | 48.44 | 52.88 | 50.16 | 46.68 | 42.95 | 42.83 | 39.50 | 42.73 | 45.48 | | |
| NP-15 | 38.27 | 37.27 | 34.23 | 33.60 | 37.40 | 42.30 | 44.85 | 44.30 | 42.39 | 43.27 | 43.24 | 43.24 | 43.26 | 42.87 | 42.63 | 42.22 | 41.88 | 46.46 | 49.78 | 47.48 | 44.70 | 41.76 | 43.04 | 40.09 | 42.11 | 44.02 | | |
| SP-15 | 36.87 | 35.86 | 32.98 | 32.30 | 35.83 | 40.44 | 43.81 | 43.73 | 42.07 | 43.19 | 43.43 | 43.46 | 43.59 | 43.39 | 42.90 | 42.40 | 42.23 | 46.79 | 50.91 | 48.42 | 45.41 | 42.01 | 42.17 | 39.13 | 41.80 | 44.23 | | |
| Palo Verde | 35.74 | 34.77 | 31.98 | 31.33 | 34.73 | 39.39 | 42.53 | 42.37 | 40.74 | 41.82 | 42.00 | 42.01 | 42.13 | 42.00 | 41.48 | 41.00 | 40.97 | 45.56 | 49.43 | 47.00 | 44.11 | 40.84 | 41.00 | 38.01 | 40.54 | 42.87 | | |
| DA Forecast Load (GW) | 20.7 | 19.9 | 19.5 | 19.4 | 20.0 | 21.4 | 23.7 | 25.2 | 25.8 | 26.1 | 26.4 | 26.4 | 26.3 | 26.3 | 26.1 | 25.8 | 25.8 | 27.1 | 29.0 | 28.6 | 27.7 | 26.1 | 23.9 | 21.9 | | | | |



Preliminary Real-Time Prices with Forecasted and Actual System Load

| Hour Ending: | Hour | | | | | | | | | | | | | | | | | | | | | | | | Avg. Hr \$ | | | |
|-----------------------|-------|-------|-------|-------|-------|-------|-------|-------|-------|-------|-------|-------|-------|-------|-------|-------|-------|-------|-------|-------|-------|-------|-------|-------|------------|-------|--|--|
| | 1 | 2 | 3 | 4 | 5 | 6 | 7 | 8 | 9 | 10 | 11 | 12 | 13 | 14 | 15 | 16 | 17 | 18 | 19 | 20 | 21 | 22 | 23 | 24 | All | On Pk | | |
| Pacific G&E | 38.39 | 37.47 | 37.23 | 19.34 | 36.34 | 41.99 | 40.87 | 39.64 | 39.63 | 41.02 | 39.88 | 40.60 | 38.68 | 37.82 | 37.75 | 37.28 | 36.86 | 37.88 | 41.46 | 40.71 | 39.06 | 36.29 | 37.84 | 37.30 | 37.97 | 39.09 | | |
| SoCal Edison | 36.78 | 35.97 | 35.78 | 18.69 | 35.16 | 41.02 | 40.33 | 39.00 | 39.02 | 40.45 | 39.46 | 40.17 | 38.39 | 37.47 | 37.34 | 36.87 | 36.56 | 37.74 | 41.01 | 40.32 | 38.83 | 35.94 | 36.86 | 36.29 | 37.31 | 38.68 | | |
| San Diego G&E | 36.39 | 35.48 | 35.24 | 18.42 | 34.63 | 40.64 | 40.51 | 39.27 | 39.28 | 40.75 | 39.80 | 40.55 | 38.76 | 37.84 | 37.72 | 37.25 | 36.94 | 38.36 | 42.10 | 41.23 | 39.35 | 36.17 | 36.76 | 35.99 | 37.48 | 39.12 | | |
| NP-15 | 37.66 | 36.75 | 36.52 | 18.99 | 35.66 | 41.09 | 39.88 | 38.62 | 38.56 | 39.85 | 38.70 | 39.39 | 37.53 | 36.70 | 36.64 | 36.18 | 35.72 | 36.61 | 39.91 | 39.33 | 37.86 | 35.30 | 36.90 | 36.48 | 36.95 | 37.92 | | |
| SP-15 | 35.94 | 35.19 | 35.03 | 18.33 | 34.40 | 40.16 | 39.67 | 38.32 | 38.25 | 39.58 | 38.59 | 39.28 | 37.51 | 36.63 | 36.53 | 36.11 | 35.86 | 36.99 | 40.28 | 39.61 | 38.01 | 35.20 | 36.00 | 35.50 | 36.54 | 37.90 | | |
| Palo Verde | 34.98 | 34.21 | 34.07 | 17.76 | 33.49 | 39.17 | 38.58 | 37.24 | 37.18 | 38.48 | 37.48 | 38.11 | 36.44 | 35.59 | 35.52 | 35.12 | 34.83 | 35.92 | 39.16 | 38.61 | 37.08 | 34.27 | 35.08 | 34.54 | 35.54 | 36.85 | | |
| DA Forecast Load (GW) | 20.69 | 19.88 | 19.48 | 19.40 | 19.97 | 21.38 | 23.73 | 25.23 | 25.81 | 26.15 | 26.42 | 26.44 | 26.32 | 26.30 | 26.05 | 25.81 | 25.63 | 27.12 | 29.03 | 28.63 | 27.74 | 26.06 | 23.89 | 21.89 | | | | |
| Forecast Error % | -6.0% | -6.6% | -7.2% | -7.6% | -7.0% | -4.9% | -2.5% | -2.4% | -1.7% | -1.3% | -1.1% | -0.4% | -0.1% | -0.4% | -0.3% | -0.8% | -1.3% | -0.2% | -0.4% | -1.0% | -1.6% | -1.6% | -2.3% | -3.7% | | | | |





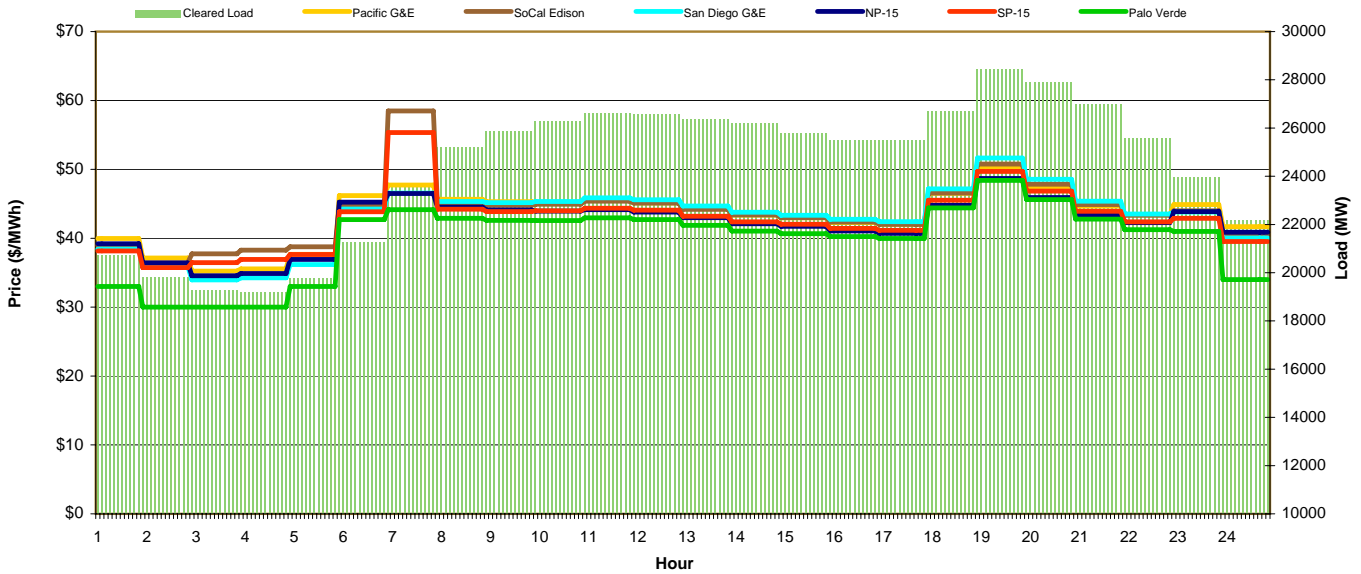
CAISO Daily Report

Friday February 19, 2010

| Price | <=0 | >=100 | >=200 |
|------------------|--------|--------|-------|
| Forecast Error % | 0-4.9% | 5-9.9% | >=10% |

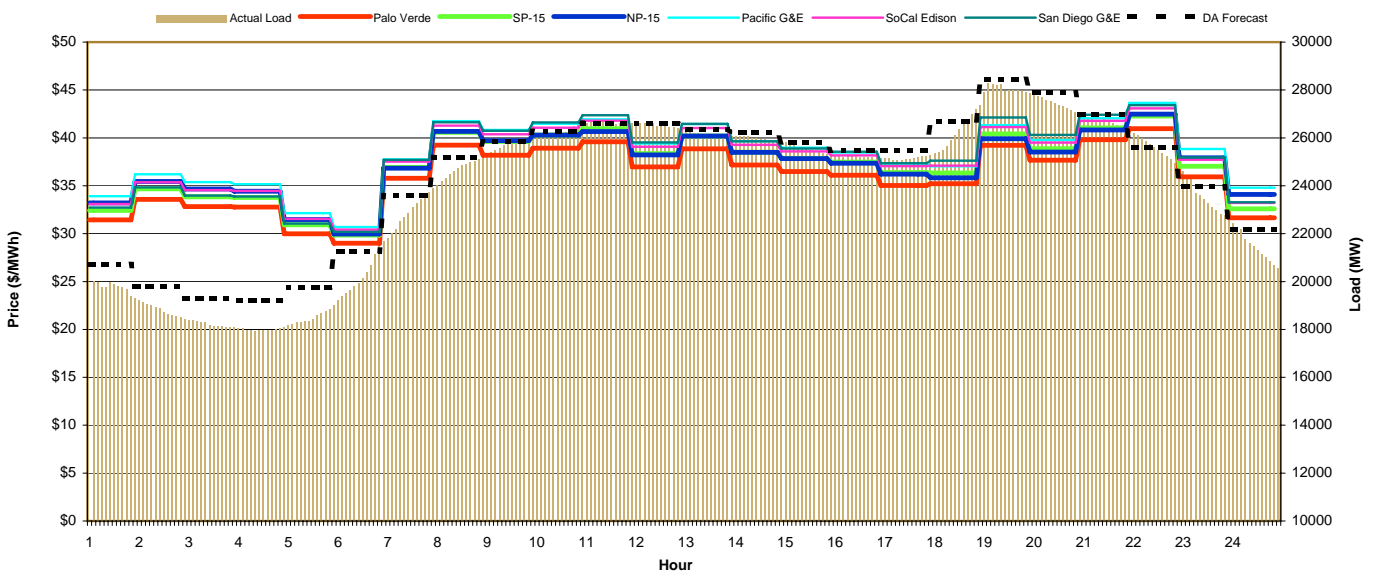
Day-Ahead Prices and DA Forecast Load

| Hour Ending: | Day-Ahead Prices and DA Forecast Load | | | | | | | | | | | | | | | | | | | | | | | | Avg. Hr \$ | |
|-----------------------|---------------------------------------|-------|-------|-------|-------|-------|-------|-------|-------|-------|-------|-------|-------|-------|-------|-------|-------|-------|-------|-------|-------|-------|-------|-------|------------|-------|
| | 1 | 2 | 3 | 4 | 5 | 6 | 7 | 8 | 9 | 10 | 11 | 12 | 13 | 14 | 15 | 16 | 17 | 18 | 19 | 20 | 21 | 22 | 23 | 24 | All | On Pk |
| Pacific G&E | 39.97 | 37.13 | 35.23 | 35.56 | 37.67 | 46.20 | 47.72 | 45.66 | 45.32 | 45.22 | 45.49 | 45.13 | 44.29 | 43.36 | 42.97 | 42.27 | 42.03 | 46.51 | 50.31 | 47.38 | 44.65 | 43.40 | 44.90 | 41.69 | 43.34 | 45.11 |
| SoCal Edison | 38.97 | 36.43 | 37.73 | 38.27 | 38.76 | 44.83 | 58.48 | 45.06 | 44.78 | 44.94 | 45.38 | 45.11 | 44.20 | 43.38 | 42.99 | 42.37 | 42.02 | 46.57 | 50.76 | 47.84 | 44.90 | 43.35 | 43.98 | 40.51 | 43.82 | 45.76 |
| San Diego G&E | 38.45 | 35.92 | 33.96 | 34.25 | 36.19 | 44.24 | 46.56 | 45.33 | 45.18 | 45.34 | 45.86 | 45.60 | 44.68 | 43.78 | 43.34 | 42.75 | 42.42 | 47.17 | 51.66 | 48.57 | 45.39 | 43.53 | 43.81 | 40.05 | 43.08 | 45.45 |
| NP-15 | 39.20 | 36.42 | 34.55 | 34.88 | 36.94 | 45.25 | 46.50 | 44.52 | 44.10 | 43.95 | 44.15 | 43.80 | 43.00 | 42.11 | 41.73 | 41.06 | 40.71 | 44.77 | 48.68 | 45.92 | 43.36 | 42.28 | 43.87 | 40.87 | 42.19 | 43.79 |
| SP-15 | 38.16 | 35.74 | 36.45 | 36.93 | 37.65 | 43.85 | 55.34 | 44.22 | 43.88 | 43.98 | 44.37 | 44.08 | 43.19 | 42.38 | 42.03 | 41.44 | 41.15 | 45.52 | 49.71 | 46.84 | 43.93 | 42.38 | 42.90 | 39.52 | 42.74 | 44.65 |
| Palo Verde | 33.00 | 30.00 | 30.00 | 30.00 | 33.00 | 42.70 | 44.15 | 42.89 | 42.58 | 42.57 | 42.96 | 42.70 | 41.87 | 41.04 | 40.66 | 40.25 | 39.96 | 44.40 | 48.40 | 45.62 | 42.79 | 41.25 | 41.00 | 34.00 | 39.91 | 42.76 |
| DA Forecast Load (GW) | 20.7 | 19.8 | 19.3 | 19.2 | 19.7 | 21.3 | 23.6 | 25.2 | 25.8 | 26.3 | 26.6 | 26.6 | 26.4 | 26.2 | 25.8 | 25.5 | 25.5 | 26.7 | 28.5 | 27.9 | 27.0 | 25.6 | 24.0 | 22.2 | | |



Preliminary Real-Time Prices with Forecasted and Actual System Load

| Hour Ending: | Preliminary Real-Time Prices with Forecasted and Actual System Load | | | | | | | | | | | | | | | | | | | | | | | | Avg. Hr \$ | |
|------------------|---|-------|-------|-------|-------|-------|-------|-------|-------|-------|-------|-------|-------|-------|-------|-------|-------|-------|-------|-------|-------|-------|-------|-------|------------|-------|
| | 1 | 2 | 3 | 4 | 5 | 6 | 7 | 8 | 9 | 10 | 11 | 12 | 13 | 14 | 15 | 16 | 17 | 18 | 19 | 20 | 21 | 22 | 23 | 24 | All | On Pk |
| Pacific G&E | 33.91 | 36.20 | 35.38 | 35.17 | 32.13 | 30.69 | 37.76 | 41.76 | 40.83 | 41.47 | 41.93 | 39.40 | 41.45 | 39.67 | 38.97 | 38.47 | 37.32 | 37.04 | 41.33 | 39.78 | 42.05 | 43.65 | 38.84 | 34.80 | 38.33 | 40.18 |
| SoCal Edison | 33.09 | 35.36 | 34.54 | 34.46 | 31.54 | 30.42 | 37.53 | 41.28 | 40.37 | 41.06 | 41.80 | 39.07 | 41.02 | 39.27 | 38.59 | 38.17 | 37.05 | 37.10 | 41.13 | 39.51 | 41.78 | 43.09 | 37.72 | 33.21 | 37.84 | 39.86 |
| San Diego G&E | 32.73 | 34.84 | 33.97 | 33.89 | 31.06 | 30.19 | 37.70 | 41.63 | 40.74 | 41.62 | 42.37 | 39.52 | 41.46 | 39.64 | 38.89 | 38.55 | 37.36 | 37.62 | 42.13 | 40.31 | 42.42 | 43.43 | 37.96 | 33.27 | 38.05 | 40.34 |
| NP-15 | 33.21 | 35.45 | 34.66 | 34.43 | 31.48 | 29.98 | 36.84 | 40.68 | 39.71 | 40.29 | 40.67 | 38.22 | 40.19 | 38.48 | 37.83 | 37.35 | 36.21 | 35.83 | 39.90 | 38.52 | 40.83 | 42.48 | 37.92 | 34.10 | 37.30 | 39.00 |
| SP-15 | 32.43 | 34.67 | 33.85 | 33.78 | 30.92 | 29.85 | 36.93 | 40.58 | 39.63 | 40.29 | 40.97 | 38.35 | 40.20 | 38.51 | 37.85 | 37.48 | 36.38 | 36.34 | 40.40 | 38.87 | 41.04 | 42.28 | 37.03 | 32.60 | 37.13 | 39.13 |
| Palo Verde | 31.44 | 33.59 | 32.83 | 32.77 | 29.99 | 29.00 | 35.79 | 39.24 | 38.19 | 38.93 | 39.59 | 36.98 | 38.86 | 37.17 | 36.48 | 36.10 | 35.03 | 35.21 | 39.23 | 37.68 | 39.81 | 40.97 | 35.94 | 31.66 | 35.94 | 37.83 |
| DA Forecast (GW) | 20.72 | 19.81 | 19.29 | 19.20 | 19.75 | 21.27 | 23.60 | 25.19 | 25.84 | 26.28 | 26.62 | 26.59 | 26.36 | 26.21 | 25.79 | 25.47 | 25.48 | 26.67 | 28.46 | 27.89 | 26.97 | 25.59 | 23.96 | 22.19 | | |
| Forecast Error % | -4.9% | -5.5% | -5.8% | -6.3% | -5.9% | -3.9% | -2.1% | -1.5% | -0.4% | 0.0% | 0.0% | -0.4% | -0.9% | -1.1% | -1.2% | -1.1% | -1.3% | -0.8% | -1.5% | -2.0% | -1.5% | -0.8% | -2.9% | -4.2% | | |





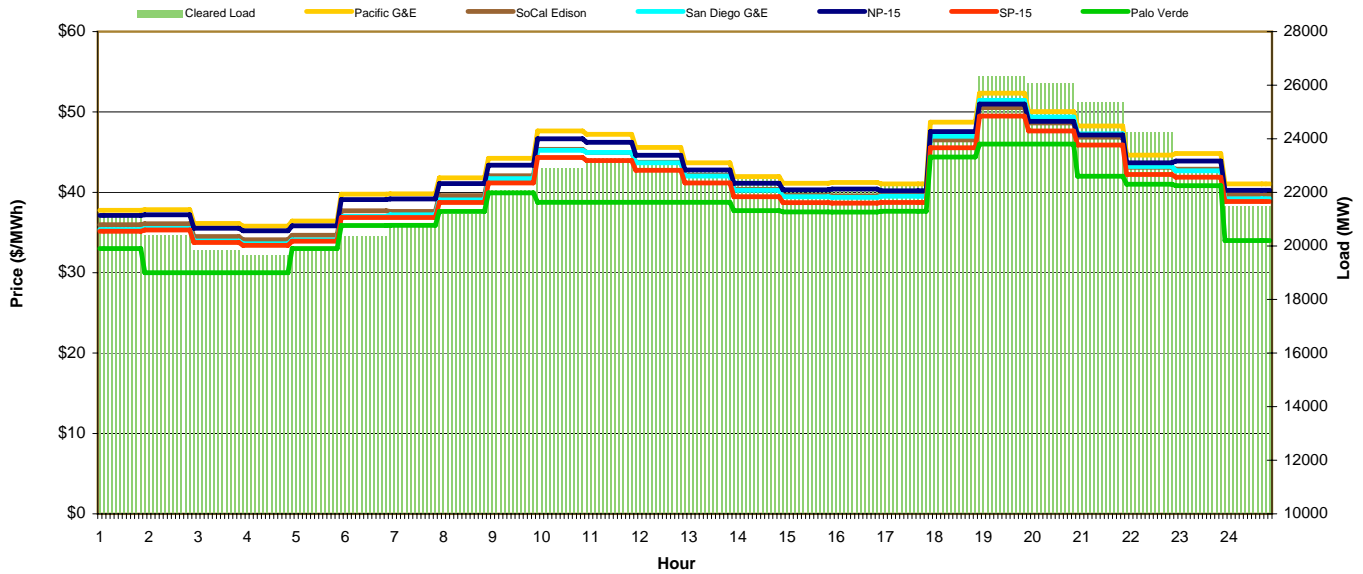
CAISO Daily Report

Saturday February 20, 2010

| Price | <=0 | >=100 | >=200 |
|------------------|--------|--------|-------|
| Forecast Error % | 0-4.9% | 5-9.9% | >=10% |

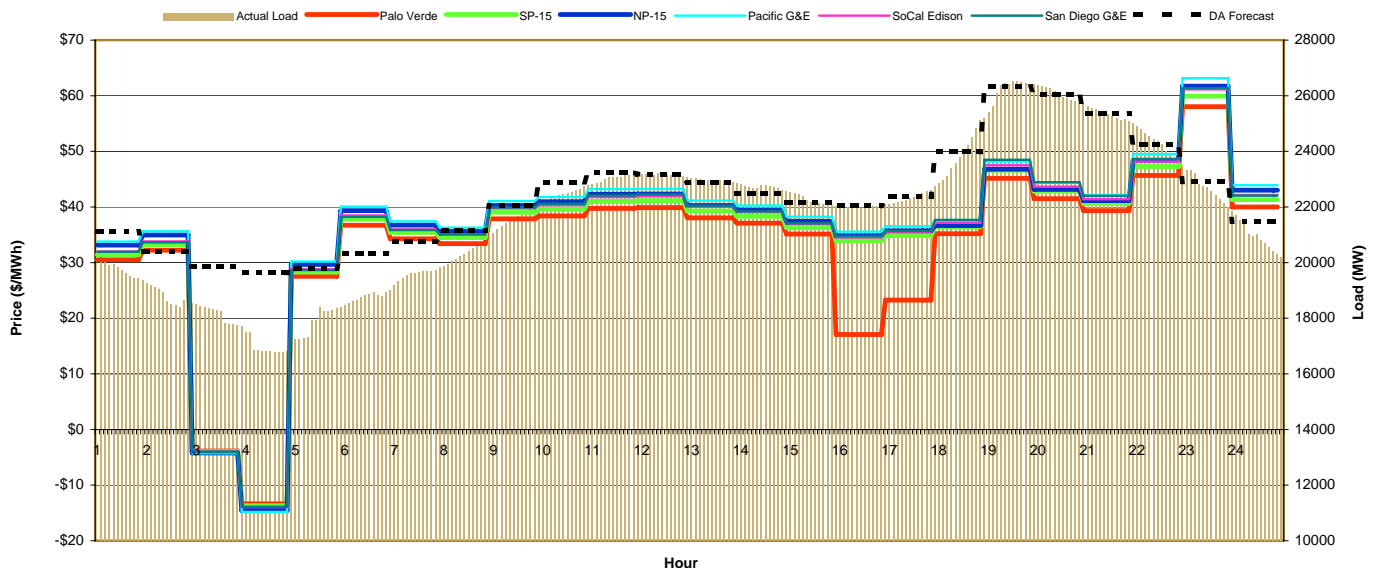
Day-Ahead Prices and DA Forecast Load

| Hour Ending: | Day-Ahead Prices and DA Forecast Load | | | | | | | | | | | | | | | | | | | | | | | | Avg. Hr \$ | | | |
|-----------------------|---------------------------------------|-------|-------|-------|-------|-------|-------|-------|-------|-------|-------|-------|-------|-------|-------|-------|-------|-------|-------|-------|-------|-------|-------|-------|------------|-------|-------|-------|
| | 1 | 2 | 3 | 4 | 5 | 6 | 7 | 8 | 9 | 10 | 11 | 12 | 13 | 14 | 15 | 16 | 17 | 18 | 19 | 20 | 21 | 22 | 23 | 24 | All | On Pk | | |
| Pacific G&E | 37.77 | 37.85 | 36.13 | 35.79 | 36.43 | 39.77 | 39.82 | 41.81 | 44.23 | 47.63 | 47.22 | 45.58 | 43.67 | 41.96 | 41.13 | 41.22 | 41.05 | 48.72 | 52.34 | 50.05 | 48.26 | 44.63 | 44.83 | 41.05 | 42.87 | 44.96 | 42.87 | 44.96 |
| SoCal Edison | 35.97 | 36.08 | 34.49 | 34.10 | 34.65 | 37.70 | 37.62 | 39.59 | 42.07 | 45.35 | 44.97 | 43.73 | 42.12 | 40.38 | 39.61 | 39.56 | 39.61 | 46.53 | 50.54 | 48.63 | 46.87 | 43.11 | 42.89 | 39.73 | 41.08 | 43.14 | 41.08 | 43.14 |
| San Diego G&E | 35.37 | 35.51 | 33.94 | 33.59 | 34.07 | 37.01 | 37.21 | 39.05 | 41.70 | 45.24 | 44.98 | 43.67 | 42.02 | 40.25 | 39.45 | 39.38 | 39.51 | 46.97 | 51.44 | 49.36 | 47.28 | 43.22 | 42.68 | 39.19 | 40.92 | 43.17 | 40.92 | 43.17 |
| NP-15 | 37.12 | 37.21 | 35.53 | 35.21 | 35.83 | 39.10 | 39.18 | 41.09 | 43.39 | 46.66 | 46.22 | 44.62 | 42.77 | 41.12 | 40.30 | 40.41 | 40.18 | 47.56 | 50.99 | 48.83 | 47.14 | 43.68 | 43.90 | 40.26 | 42.01 | 44.01 | 42.01 | 44.01 |
| SP-15 | 35.15 | 35.31 | 33.76 | 33.41 | 33.92 | 36.87 | 36.87 | 38.74 | 41.17 | 44.34 | 43.95 | 42.75 | 41.17 | 39.46 | 38.72 | 38.66 | 38.74 | 45.54 | 49.49 | 47.63 | 45.88 | 42.22 | 41.89 | 38.85 | 40.19 | 42.21 | 40.19 | 42.21 |
| Palo Verde | 33.00 | 30.00 | 30.00 | 30.00 | 33.00 | 35.87 | 35.89 | 37.62 | 39.93 | 38.75 | 38.75 | 38.75 | 38.75 | 37.73 | 37.57 | 37.54 | 37.65 | 44.39 | 46.00 | 46.00 | 42.00 | 41.00 | 40.82 | 34.00 | 37.71 | 39.89 | 37.71 | 39.89 |
| DA Forecast Load (GW) | 21.1 | 20.4 | 19.9 | 19.6 | 19.8 | 20.3 | 20.8 | 21.2 | 22.1 | 22.9 | 23.3 | 23.2 | 22.9 | 22.5 | 22.2 | 22.0 | 22.4 | 24.0 | 26.3 | 26.1 | 25.4 | 24.2 | 22.9 | 21.5 | | | | |



Preliminary Real-Time Prices with Forecasted and Actual System Load

| Hour Ending: | Preliminary Real-Time Prices with Forecasted and Actual System Load | | | | | | | | | | | | | | | | | | | | | | | | Avg. Hr \$ | | | |
|------------------|---|-------|-------|--------|-------|-------|-------|-------|-------|-------|-------|-------|-------|-------|-------|-------|-------|-------|-------|-------|-------|-------|-------|-------|------------|-------|-------|-------|
| | 1 | 2 | 3 | 4 | 5 | 6 | 7 | 8 | 9 | 10 | 11 | 12 | 13 | 14 | 15 | 16 | 17 | 18 | 19 | 20 | 21 | 22 | 23 | 24 | All | On Pk | | |
| Pacific G&E | 33.80 | 35.63 | -4.28 | -14.82 | 30.20 | 40.05 | 37.40 | 36.29 | 41.07 | 41.81 | 43.22 | 43.26 | 41.15 | 40.25 | 38.24 | 35.56 | 36.53 | 37.63 | 48.16 | 44.34 | 42.16 | 49.52 | 63.16 | 43.90 | 36.84 | 41.04 | 36.84 | 41.04 |
| SoCal Edison | 32.00 | 33.81 | -4.03 | -13.94 | 28.81 | 38.48 | 35.97 | 35.06 | 39.74 | 40.30 | 41.78 | 41.92 | 40.02 | 39.07 | 36.96 | 34.54 | 35.53 | 37.16 | 47.52 | 43.64 | 41.40 | 48.16 | 61.13 | 42.16 | 35.72 | 39.92 | 35.72 | 39.92 |
| San Diego G&E | 31.93 | 33.64 | -4.05 | -13.90 | 28.66 | 38.23 | 35.86 | 35.09 | 39.90 | 40.57 | 42.06 | 42.24 | 40.23 | 39.19 | 37.06 | 34.75 | 35.68 | 37.66 | 48.49 | 44.46 | 42.02 | 48.63 | 61.38 | 42.04 | 35.91 | 40.24 | 35.91 | 40.24 |
| NP-15 | 33.17 | 34.96 | -4.20 | -14.57 | 29.67 | 39.33 | 36.76 | 35.62 | 40.26 | 40.94 | 42.30 | 42.32 | 40.25 | 39.38 | 37.45 | 34.81 | 35.71 | 36.65 | 46.80 | 43.15 | 41.14 | 48.41 | 61.73 | 43.03 | 36.04 | 40.12 | 36.04 | 40.12 |
| SP-15 | 31.43 | 33.19 | -3.98 | -13.71 | 28.31 | 37.82 | 35.43 | 34.49 | 39.06 | 39.62 | 41.02 | 41.14 | 39.28 | 38.35 | 36.29 | 33.96 | 34.86 | 36.45 | 46.61 | 42.84 | 40.65 | 47.26 | 59.93 | 41.34 | 35.07 | 39.21 | 35.07 | 39.21 |
| Palo Verde | 30.50 | 32.23 | -3.87 | -13.35 | 27.54 | 36.72 | 34.28 | 33.42 | 37.87 | 38.39 | 39.73 | 39.90 | 38.04 | 37.10 | 35.13 | 17.08 | 23.26 | 35.20 | 45.15 | 41.49 | 39.33 | 45.68 | 58.04 | 40.00 | 32.87 | 36.31 | 32.87 | 36.31 |
| DA Forecast (GW) | 21.12 | 20.39 | 19.86 | 19.63 | 19.80 | 20.35 | 20.77 | 21.16 | 22.06 | 22.89 | 23.25 | 23.17 | 22.88 | 22.49 | 22.16 | 22.04 | 22.37 | 23.98 | 26.32 | 26.06 | 25.35 | 24.23 | 22.90 | 21.47 | | | | |
| Forecast Error % | -6.8% | -8.3% | -9.2% | -13.9% | -9.1% | -7.5% | -5.5% | -3.3% | -1.7% | -1.6% | -0.8% | -0.2% | 0.2% | 0.9% | 0.2% | -0.1% | 0.2% | 0.8% | 0.1% | -0.3% | -0.4% | -0.6% | -1.9% | -3.4% | | | | |





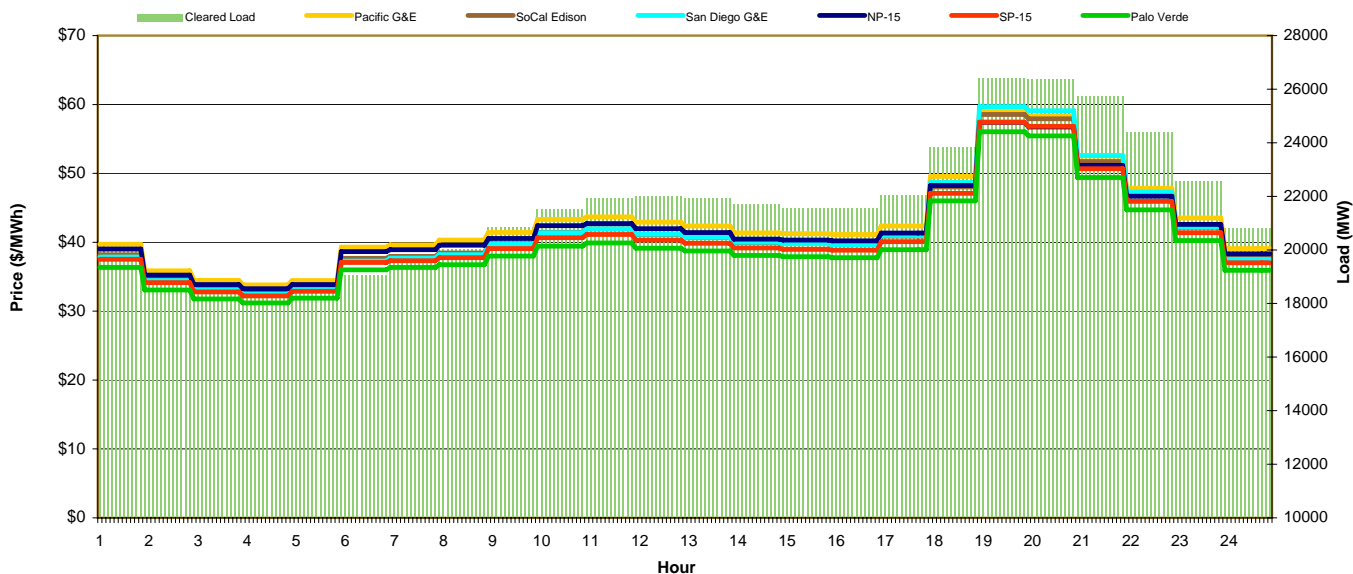
CAISO Daily Report

Sunday February 21, 2010

| Price | <=0 | >=100 | >=200 |
|------------------|--------|--------|-------|
| Forecast Error % | 0-4.9% | 5-9.9% | >=10% |

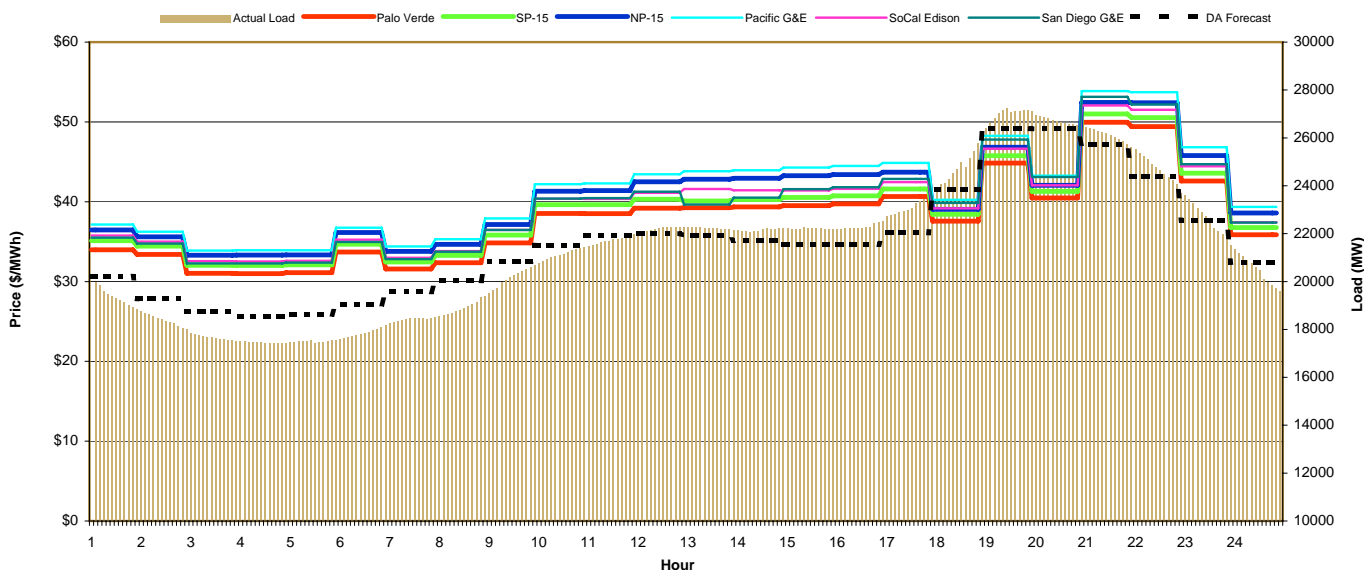
Day-Ahead Prices and DA Forecast Load

| Hour Ending: | Day-Ahead Prices and DA Forecast Load | | | | | | | | | | | | | | | | | | | | | | | | Avg. Hr \$ | | | |
|-----------------------|---------------------------------------|-------|-------|-------|-------|-------|-------|-------|-------|-------|-------|-------|-------|-------|-------|-------|-------|-------|-------|-------|-------|-------|-------|-------|------------|-------|--|--|
| | 1 | 2 | 3 | 4 | 5 | 6 | 7 | 8 | 9 | 10 | 11 | 12 | 13 | 14 | 15 | 16 | 17 | 18 | 19 | 20 | 21 | 22 | 23 | 24 | All | On Pk | | |
| Pacific G&E | 38.18 | 34.64 | 33.28 | 32.68 | 33.34 | 37.66 | 37.94 | 38.43 | 39.79 | 41.44 | 41.94 | 41.13 | 40.66 | 39.98 | 39.77 | 39.65 | 40.91 | 48.03 | 58.54 | 57.92 | 51.72 | 46.85 | 42.19 | 37.68 | 41.43 | 44.04 | | |
| SoCal Edison | 37.85 | 34.44 | 33.06 | 32.45 | 33.13 | 37.28 | 37.69 | 38.21 | 39.71 | 41.39 | 41.94 | 41.17 | 40.72 | 40.01 | 39.81 | 39.68 | 40.99 | 48.67 | 59.70 | 59.09 | 52.57 | 47.29 | 42.25 | 37.52 | 41.53 | 44.29 | | |
| San Diego G&E | 39.01 | 35.24 | 33.87 | 33.26 | 33.86 | 38.66 | 38.92 | 39.57 | 40.56 | 42.40 | 42.72 | 41.96 | 41.41 | 40.45 | 40.31 | 40.19 | 41.34 | 48.25 | 57.41 | 56.74 | 51.16 | 46.68 | 42.59 | 38.32 | 41.87 | 44.38 | | |
| NP-15 | 37.54 | 34.13 | 32.79 | 32.21 | 32.88 | 37.07 | 37.33 | 37.77 | 39.08 | 40.68 | 41.14 | 40.31 | 39.85 | 39.17 | 38.97 | 38.85 | 40.09 | 47.10 | 57.44 | 56.83 | 50.67 | 45.94 | 41.39 | 37.02 | 40.68 | 43.20 | | |
| SP-15 | 36.34 | 33.06 | 31.77 | 31.20 | 31.89 | 36.01 | 36.35 | 36.74 | 37.99 | 39.43 | 39.89 | 39.14 | 38.75 | 38.08 | 37.90 | 37.77 | 38.93 | 46.00 | 56.03 | 55.44 | 49.41 | 44.70 | 40.24 | 35.92 | 39.54 | 42.03 | | |
| Palo Verde | 20.2 | 19.3 | 18.7 | 18.5 | 18.6 | 19.1 | 19.6 | 20.0 | 20.8 | 21.5 | 21.9 | 22.0 | 21.9 | 21.7 | 21.5 | 21.5 | 22.0 | 23.8 | 26.4 | 26.4 | 25.7 | 24.4 | 22.6 | 20.8 | | | | |
| DA Forecast Load (GW) | 20.2 | 19.3 | 18.7 | 18.5 | 18.6 | 19.1 | 19.6 | 20.0 | 20.8 | 21.5 | 21.9 | 22.0 | 21.9 | 21.7 | 21.5 | 21.5 | 22.0 | 23.8 | 26.4 | 26.4 | 25.7 | 24.4 | 22.6 | 20.8 | | | | |



Preliminary Real-Time Prices with Forecasted and Actual System Load

| Hour Ending: | Preliminary Real-Time Prices with Forecasted and Actual System Load | | | | | | | | | | | | | | | | | | | | | | | | Avg. Hr \$ | | | |
|------------------|---|-------|-------|-------|-------|-------|-------|-------|-------|-------|-------|-------|-------|-------|-------|-------|-------|-------|-------|-------|-------|-------|-------|-------|------------|-------|--|--|
| | 1 | 2 | 3 | 4 | 5 | 6 | 7 | 8 | 9 | 10 | 11 | 12 | 13 | 14 | 15 | 16 | 17 | 18 | 19 | 20 | 21 | 22 | 23 | 24 | All | On Pk | | |
| Pacific G&E | 37.15 | 36.25 | 33.89 | 33.91 | 33.93 | 36.75 | 34.40 | 35.30 | 37.91 | 42.20 | 42.29 | 43.45 | 43.82 | 43.95 | 44.29 | 44.48 | 44.86 | 40.23 | 48.24 | 43.26 | 53.86 | 53.73 | 46.82 | 39.35 | 41.43 | 43.52 | | |
| SoCal Edison | 35.76 | 34.99 | 32.55 | 32.52 | 32.60 | 35.25 | 32.98 | 33.82 | 36.46 | 40.37 | 40.35 | 41.11 | 41.59 | 41.45 | 41.41 | 41.61 | 42.46 | 39.17 | 46.65 | 42.06 | 52.06 | 51.53 | 44.45 | 37.43 | 39.61 | 41.57 | | |
| San Diego G&E | 35.51 | 34.76 | 32.28 | 32.28 | 32.37 | 34.97 | 32.82 | 33.73 | 36.46 | 40.39 | 40.46 | 41.26 | 39.65 | 40.51 | 41.58 | 41.81 | 42.85 | 39.86 | 47.79 | 43.09 | 53.14 | 52.18 | 44.71 | 37.38 | 39.66 | 41.72 | | |
| NP-15 | 36.46 | 35.60 | 33.30 | 33.32 | 33.35 | 36.14 | 33.78 | 34.67 | 37.15 | 41.31 | 41.39 | 42.49 | 42.82 | 42.94 | 43.25 | 43.40 | 43.70 | 39.04 | 46.83 | 42.06 | 52.44 | 52.40 | 45.79 | 38.58 | 40.51 | 42.48 | | |
| SP-15 | 35.11 | 34.45 | 32.04 | 32.02 | 32.10 | 34.69 | 32.46 | 33.27 | 35.83 | 39.63 | 39.63 | 40.32 | 40.10 | 40.28 | 40.54 | 40.73 | 41.60 | 38.42 | 45.77 | 41.30 | 51.01 | 50.53 | 43.58 | 36.76 | 38.84 | 40.71 | | |
| Palo Verde | 33.98 | 33.40 | 31.02 | 31.00 | 31.12 | 33.69 | 31.58 | 32.36 | 34.84 | 38.53 | 38.50 | 39.19 | 39.26 | 39.34 | 39.52 | 39.72 | 40.66 | 37.56 | 44.84 | 40.48 | 49.96 | 49.41 | 42.60 | 35.87 | 37.85 | 39.73 | | |
| DA Forecast (GW) | 20.22 | 19.28 | 18.75 | 18.52 | 18.63 | 19.06 | 19.57 | 20.03 | 20.83 | 21.52 | 21.92 | 22.01 | 21.93 | 21.72 | 21.54 | 21.55 | 22.03 | 23.63 | 26.39 | 26.38 | 25.74 | 24.38 | 22.56 | 20.80 | | | | |
| Forecast Error % | -4.6% | -5.1% | -6.0% | -5.9% | -6.1% | -6.1% | -5.8% | -5.3% | -2.8% | -1.6% | -0.7% | 0.9% | 1.2% | 2.0% | 3.1% | 3.6% | 5.5% | 5.0% | 2.4% | 1.0% | 1.0% | 0.6% | -0.7% | -2.4% | | | | |





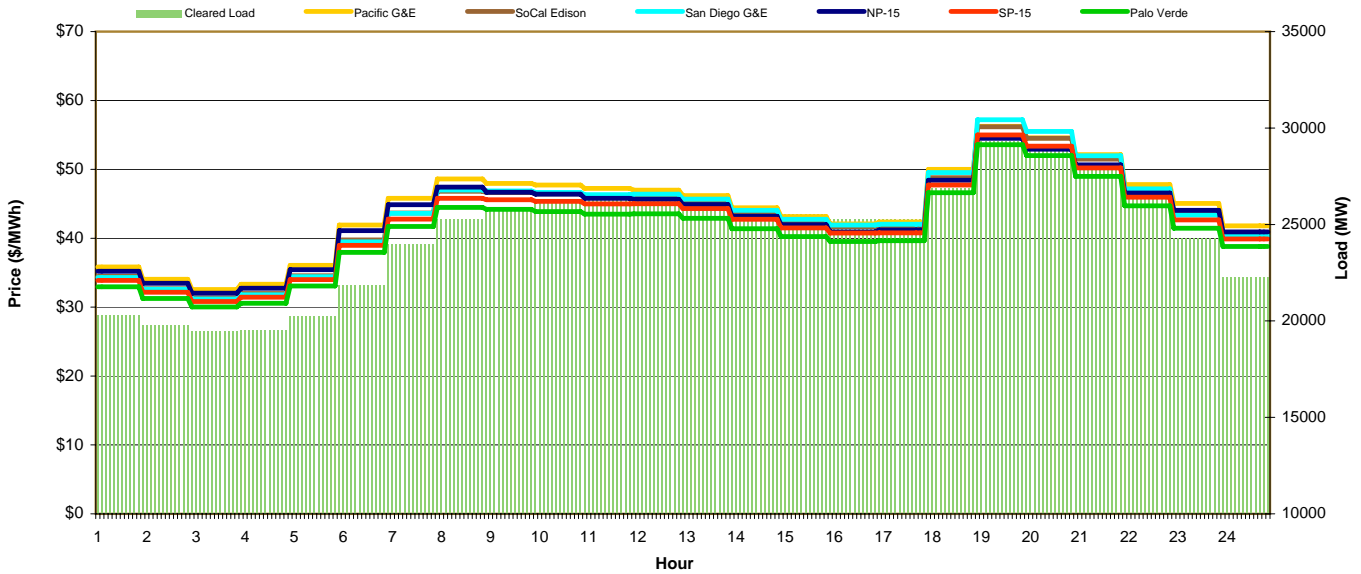
CAISO Daily Report

Monday February 22, 2010

| Price | <=0 | >=100 | >=200 |
|------------------|--------|--------|-------|
| Forecast Error % | 0-4.9% | 5-9.9% | >=10% |

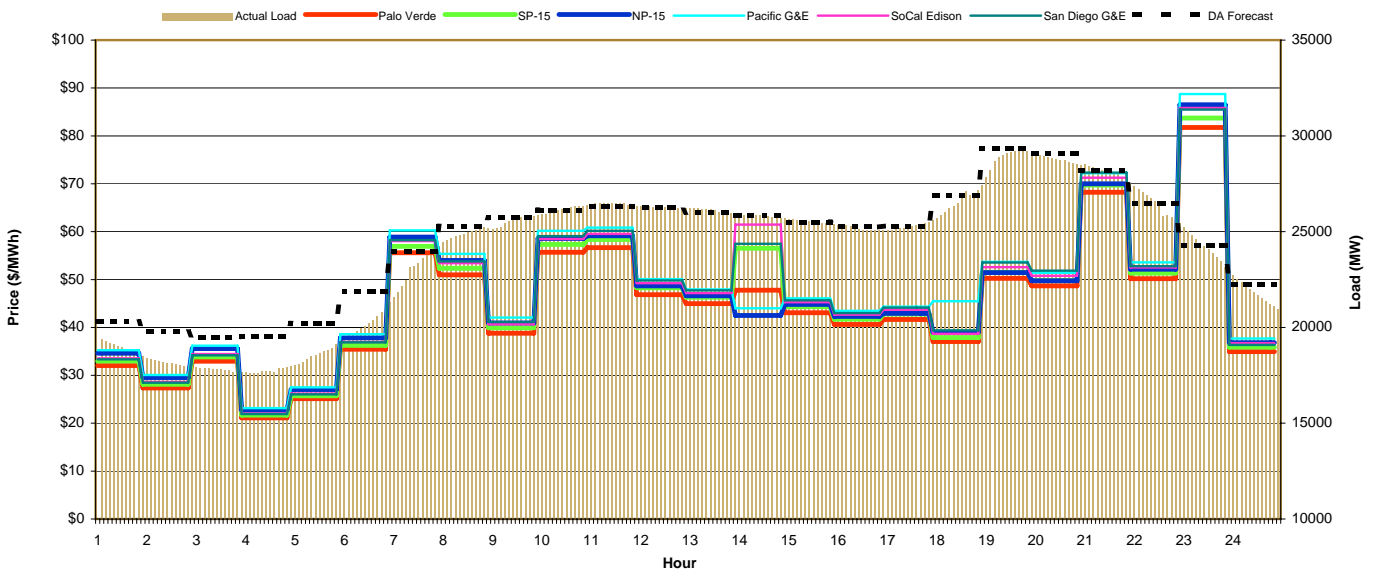
Day-Ahead Prices and DA Forecast Load

| Hour Ending: | 1 | 2 | 3 | 4 | 5 | 6 | 7 | 8 | 9 | 10 | 11 | 12 | 13 | 14 | 15 | 16 | 17 | 18 | 19 | 20 | 21 | 22 | 23 | 24 | Avg. Hr \$ | | | |
|-----------------------|-------|-------|-------|-------|-------|-------|-------|-------|-------|-------|-------|-------|-------|-------|-------|-------|-------|-------|-------|-------|-------|-------|-------|-------|------------|-------|-------|-------|
| | All | On Pk | | | | | | | | | | | | | | | | | | | | | | | | | | |
| Pacific G&E | 35.84 | 34.05 | 32.57 | 33.32 | 36.07 | 41.92 | 45.81 | 48.60 | 47.95 | 47.73 | 47.25 | 46.99 | 46.20 | 44.42 | 43.15 | 42.08 | 42.36 | 49.99 | 56.26 | 54.58 | 52.15 | 47.79 | 45.06 | 41.81 | 44.33 | 47.71 | 41.81 | 44.33 |
| SoCal Edison | 34.47 | 32.68 | 31.32 | 31.98 | 34.57 | 39.75 | 43.67 | 46.82 | 46.63 | 46.45 | 46.08 | 46.12 | 45.41 | 43.83 | 42.51 | 41.68 | 41.72 | 48.79 | 56.17 | 54.52 | 51.48 | 47.09 | 43.78 | 40.86 | 43.27 | 46.81 | 40.86 | 43.27 |
| San Diego G&E | 34.31 | 32.61 | 31.20 | 31.81 | 34.43 | 39.47 | 43.61 | 47.01 | 46.86 | 46.67 | 46.34 | 46.40 | 45.68 | 44.05 | 42.75 | 41.93 | 42.03 | 49.55 | 57.20 | 55.50 | 51.98 | 47.17 | 43.36 | 40.36 | 43.43 | 47.17 | 40.36 | 43.43 |
| NP-15 | 35.20 | 33.46 | 32.02 | 32.75 | 35.45 | 41.12 | 44.87 | 47.42 | 46.68 | 46.40 | 45.81 | 45.66 | 44.88 | 43.20 | 41.97 | 40.92 | 41.19 | 48.42 | 54.51 | 52.92 | 50.65 | 46.57 | 44.06 | 40.93 | 43.21 | 46.38 | 40.93 | 43.21 |
| SP-15 | 33.89 | 32.16 | 30.82 | 31.46 | 34.01 | 38.97 | 42.78 | 45.80 | 45.59 | 45.36 | 44.99 | 45.02 | 44.32 | 42.76 | 41.51 | 40.77 | 40.78 | 47.73 | 54.99 | 53.37 | 50.22 | 45.95 | 42.66 | 39.89 | 42.32 | 45.75 | 39.89 | 42.32 |
| Palo Verde | 32.96 | 31.25 | 30.02 | 30.57 | 33.07 | 37.96 | 41.72 | 44.48 | 44.20 | 43.86 | 43.50 | 43.55 | 42.89 | 41.39 | 40.24 | 39.53 | 39.64 | 46.61 | 53.57 | 52.00 | 48.99 | 44.71 | 41.46 | 38.82 | 41.13 | 44.43 | 38.82 | 41.13 |
| DA Forecast Load (GW) | 20.3 | 19.8 | 19.5 | 19.5 | 20.2 | 21.9 | 24.0 | 25.3 | 25.7 | 26.1 | 26.3 | 26.2 | 26.0 | 25.8 | 25.5 | 25.2 | 25.3 | 26.9 | 29.3 | 29.1 | 28.2 | 26.5 | 24.3 | 22.3 | | | | |



Preliminary Real-Time Prices with Forecasted and Actual System Load

| Hour Ending: | 1 | 2 | 3 | 4 | 5 | 6 | 7 | 8 | 9 | 10 | 11 | 12 | 13 | 14 | 15 | 16 | 17 | 18 | 19 | 20 | 21 | 22 | 23 | 24 | Avg. Hr \$ | | | |
|-----------------------|-------|-------|-------|-------|-------|-------|-------|-------|-------|-------|-------|-------|-------|-------|-------|-------|-------|-------|-------|-------|-------|-------|-------|-------|------------|-------|-------|-------|
| | All | On Pk | | | | | | | | | | | | | | | | | | | | | | | | | | |
| Pacific G&E | 35.25 | 30.08 | 36.20 | 23.15 | 27.50 | 38.58 | 60.26 | 55.36 | 42.05 | 60.16 | 60.83 | 50.08 | 47.95 | 44.00 | 46.06 | 43.46 | 44.35 | 45.46 | 53.69 | 51.42 | 72.20 | 53.59 | 88.76 | 37.69 | 47.84 | 51.93 | 47.84 | 51.93 |
| SoCal Edison | 33.55 | 28.62 | 34.43 | 22.05 | 26.21 | 36.97 | 58.05 | 53.41 | 40.68 | 58.46 | 59.55 | 49.24 | 47.18 | 61.48 | 45.27 | 42.65 | 43.69 | 38.66 | 52.58 | 50.77 | 71.26 | 52.51 | 85.82 | 36.72 | 47.08 | 51.59 | 47.08 | 51.59 |
| San Diego G&E | 33.36 | 28.48 | 34.19 | 21.91 | 26.02 | 36.89 | 58.23 | 53.79 | 41.12 | 59.08 | 60.19 | 49.82 | 47.73 | 57.48 | 45.66 | 43.01 | 44.13 | 39.40 | 53.55 | 51.85 | 72.32 | 52.79 | 85.49 | 36.35 | 47.20 | 51.88 | 47.20 | 51.88 |
| NP-15 | 34.61 | 29.54 | 35.57 | 22.76 | 27.02 | 37.82 | 58.86 | 53.98 | 40.93 | 58.55 | 59.14 | 48.67 | 46.59 | 42.51 | 44.79 | 42.30 | 42.92 | 39.00 | 51.46 | 49.75 | 70.01 | 52.15 | 86.51 | 36.82 | 46.34 | 50.10 | 46.34 | 50.10 |
| SP-15 | 32.96 | 28.14 | 33.83 | 21.67 | 25.73 | 36.24 | 56.92 | 52.35 | 39.94 | 57.32 | 58.38 | 48.29 | 46.29 | 56.54 | 44.34 | 41.73 | 42.80 | 37.88 | 51.54 | 49.82 | 69.74 | 51.35 | 83.71 | 35.90 | 45.98 | 50.33 | 45.98 | 50.33 |
| Palo Verde | 32.05 | 27.36 | 32.96 | 21.11 | 25.12 | 35.44 | 55.59 | 50.98 | 38.78 | 55.71 | 56.68 | 46.85 | 44.96 | 47.77 | 43.07 | 40.64 | 41.66 | 37.04 | 50.27 | 48.67 | 68.21 | 50.19 | 81.77 | 34.96 | 44.49 | 48.57 | 44.49 | 48.57 |
| DA Forecast Load (GW) | 20.29 | 19.77 | 19.46 | 19.54 | 20.22 | 21.86 | 23.97 | 25.29 | 25.72 | 26.13 | 26.33 | 26.24 | 26.01 | 25.84 | 25.50 | 25.25 | 25.29 | 26.69 | 29.33 | 29.07 | 28.18 | 26.45 | 24.26 | 22.26 | | | | |
| Forecast Error % | -7.0% | -8.5% | -8.8% | -9.1% | -7.4% | -6.6% | -2.6% | -1.4% | -0.4% | 0.3% | 0.4% | 0.1% | 0.1% | -0.2% | -0.1% | -0.4% | 0.1% | -0.5% | -1.1% | -1.2% | -0.6% | -0.9% | -1.5% | -2.9% | | | | |





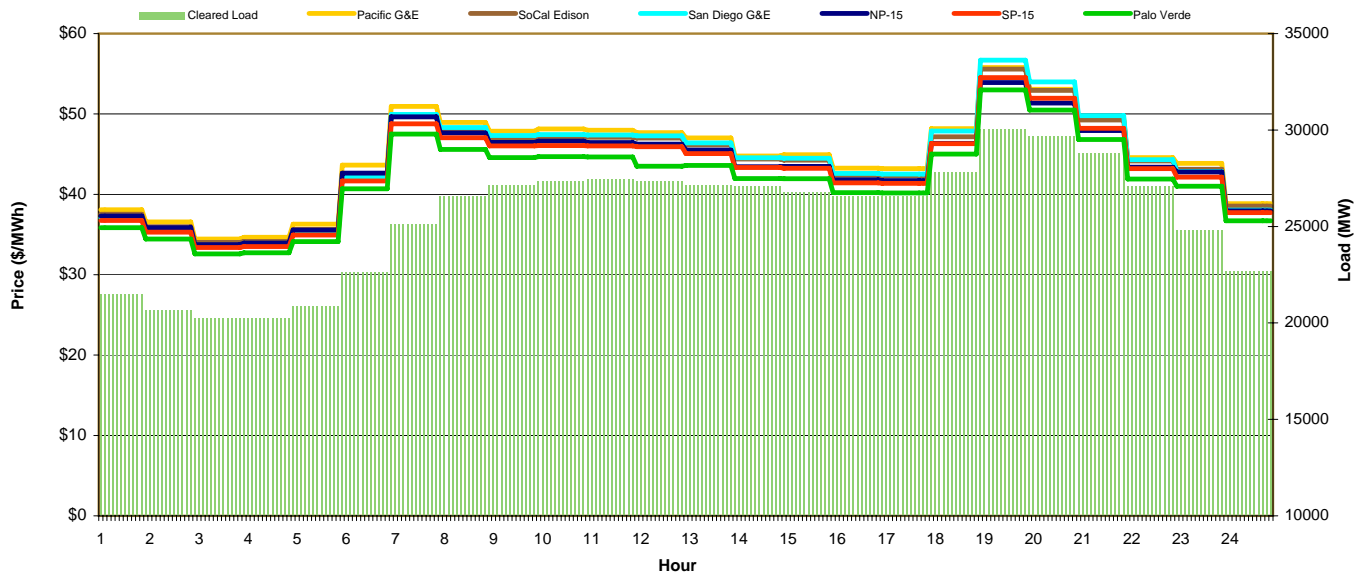
CAISO Daily Report

Tuesday February 23, 2010

| Price | <=0 | >=100 | >=200 |
|------------------|--------|--------|-------|
| Forecast Error % | 0-4.9% | 5-9.9% | >=10% |

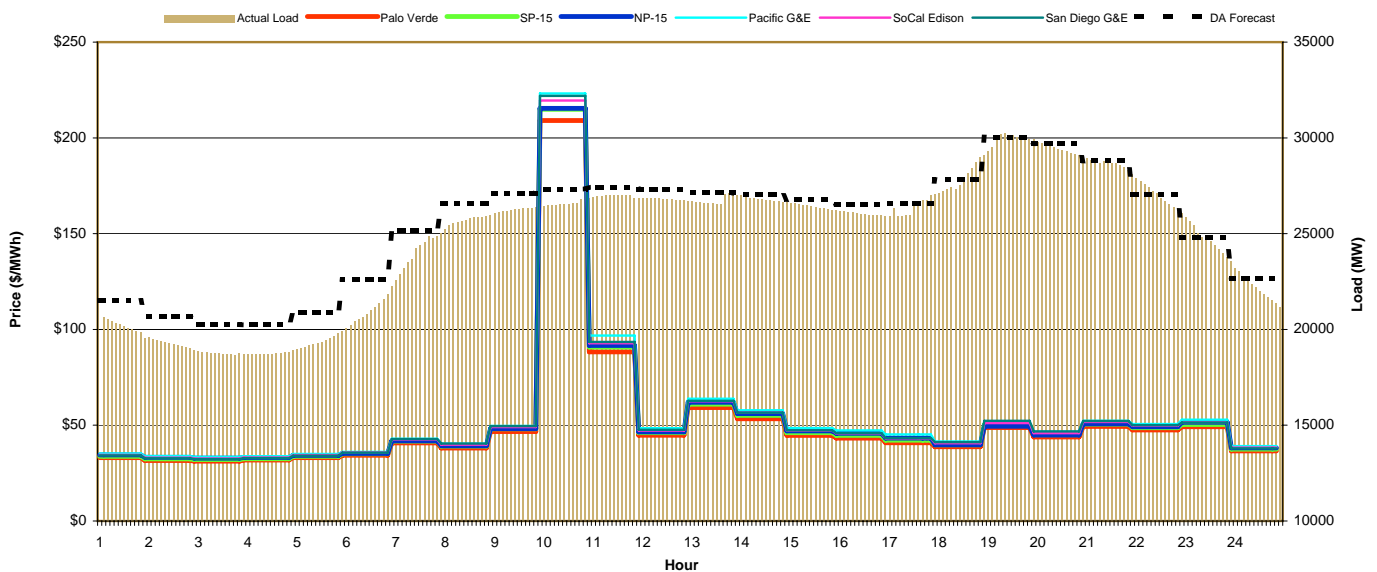
Day-Ahead Prices and DA Forecast Load

| Hour Ending: | 1 | 2 | 3 | 4 | 5 | 6 | 7 | 8 | 9 | 10 | 11 | 12 | 13 | 14 | 15 | 16 | 17 | 18 | 19 | 20 | 21 | 22 | 23 | 24 | Avg. Hr \$ | | | |
|-----------------------|-------|-------|-------|-------|-------|-------|-------|-------|-------|-------|-------|-------|-------|-------|-------|-------|-------|-------|-------|-------|-------|-------|-------|-------|------------|-------|-------|-------|
| | All | On Pk | | | | | | | | | | | | | | | | | | | | | | | | | | |
| Pacific G&E | 38.09 | 36.57 | 34.44 | 34.65 | 36.30 | 43.63 | 50.93 | 48.96 | 47.85 | 48.13 | 47.97 | 47.68 | 47.02 | 44.77 | 44.94 | 43.25 | 43.20 | 48.18 | 55.77 | 53.08 | 49.47 | 44.57 | 43.86 | 38.84 | 44.67 | 47.86 | 44.67 | 47.86 |
| SoCal Edison | 37.52 | 35.98 | 34.01 | 34.13 | 35.63 | 42.55 | 49.65 | 47.98 | 47.02 | 47.09 | 47.10 | 47.01 | 46.14 | 44.38 | 44.24 | 42.36 | 42.27 | 47.17 | 55.57 | 52.93 | 49.25 | 44.15 | 43.11 | 38.55 | 43.99 | 47.14 | 43.99 | 47.14 |
| San Diego G&E | 37.04 | 35.54 | 33.64 | 33.76 | 35.18 | 42.15 | 49.95 | 48.31 | 47.31 | 47.44 | 47.38 | 47.28 | 46.39 | 44.55 | 44.50 | 42.60 | 42.52 | 47.88 | 56.70 | 53.98 | 49.79 | 44.32 | 42.84 | 38.04 | 44.13 | 47.56 | 44.13 | 47.56 |
| NP-15 | 37.30 | 35.86 | 33.73 | 33.94 | 35.55 | 42.64 | 49.65 | 47.63 | 46.47 | 46.63 | 46.45 | 46.25 | 45.52 | 43.45 | 43.47 | 41.80 | 41.71 | 46.35 | 53.91 | 51.35 | 47.94 | 43.37 | 42.79 | 37.95 | 43.40 | 46.37 | 43.40 | 46.37 |
| SP-15 | 36.76 | 35.29 | 33.39 | 33.50 | 34.94 | 41.66 | 48.77 | 47.04 | 46.02 | 46.06 | 46.03 | 45.92 | 45.07 | 43.33 | 43.24 | 41.42 | 41.36 | 46.30 | 54.53 | 51.96 | 48.22 | 43.19 | 42.13 | 37.73 | 43.08 | 46.15 | 43.08 | 46.15 |
| Palo Verde | 35.86 | 34.44 | 32.59 | 32.72 | 34.11 | 40.69 | 47.49 | 45.59 | 44.58 | 44.70 | 44.65 | 43.50 | 43.60 | 41.96 | 41.94 | 40.22 | 40.17 | 45.01 | 52.99 | 50.48 | 46.82 | 41.91 | 41.00 | 36.72 | 41.82 | 44.72 | 41.82 | 44.72 |
| DA Forecast Load (GW) | 21.5 | 20.7 | 20.3 | 20.2 | 20.9 | 22.6 | 25.1 | 26.6 | 27.1 | 27.3 | 27.4 | 27.3 | 27.1 | 27.1 | 26.8 | 26.5 | 26.6 | 27.8 | 30.0 | 29.7 | 28.8 | 27.1 | 24.8 | 22.7 | | | | |



Preliminary Real-Time Prices with Forecasted and Actual System Load

| Hour Ending: | 1 | 2 | 3 | 4 | 5 | 6 | 7 | 8 | 9 | 10 | 11 | 12 | 13 | 14 | 15 | 16 | 17 | 18 | 19 | 20 | 21 | 22 | 23 | 24 | Avg. Hr \$ | | | |
|------------------|-------|-------|-------|-------|-------|-------|-------|-------|-------|--------|-------|-------|-------|-------|-------|-------|-------|-------|-------|-------|-------|-------|-------|-------|------------|-------|-------|-------|
| | All | On Pk | | | | | | | | | | | | | | | | | | | | | | | | | | |
| Pacific G&E | 35.26 | 33.93 | 33.53 | 33.84 | 34.98 | 36.08 | 42.94 | 40.34 | 49.58 | 223.15 | 96.81 | 48.45 | 63.83 | 57.77 | 48.56 | 47.30 | 45.21 | 41.47 | 51.32 | 46.50 | 52.32 | 50.65 | 52.88 | 39.10 | 54.41 | 62.89 | 54.41 | 62.89 |
| SoCal Edison | 34.48 | 33.06 | 32.67 | 33.13 | 34.40 | 35.76 | 42.50 | 39.84 | 49.06 | 219.51 | 92.80 | 47.15 | 62.47 | 56.51 | 47.16 | 45.69 | 43.09 | 40.57 | 51.14 | 45.85 | 51.68 | 49.81 | 51.57 | 38.32 | 53.26 | 61.55 | 53.26 | 61.55 |
| San Diego G&E | 34.28 | 32.75 | 32.36 | 32.86 | 34.11 | 35.67 | 42.78 | 40.40 | 49.53 | 221.96 | 93.49 | 47.61 | 62.74 | 56.58 | 47.37 | 45.84 | 43.29 | 41.22 | 52.33 | 46.77 | 52.22 | 50.01 | 51.38 | 37.95 | 53.56 | 62.13 | 53.56 | 62.13 |
| NP-15 | 34.49 | 33.21 | 32.81 | 33.14 | 34.24 | 35.26 | 41.84 | 39.26 | 48.20 | 215.46 | 91.65 | 46.54 | 61.96 | 56.08 | 47.05 | 45.80 | 43.24 | 39.74 | 49.48 | 44.86 | 50.70 | 49.20 | 51.50 | 38.17 | 52.66 | 60.69 | 52.66 | 60.69 |
| SP-15 | 33.77 | 32.42 | 32.06 | 32.50 | 33.72 | 35.06 | 41.69 | 39.12 | 48.11 | 214.96 | 90.77 | 46.11 | 61.01 | 55.16 | 46.08 | 44.65 | 42.20 | 39.78 | 50.18 | 45.02 | 50.56 | 48.67 | 50.35 | 37.46 | 52.14 | 60.25 | 52.14 | 60.25 |
| Palo Verde | 33.04 | 31.60 | 31.26 | 31.80 | 33.05 | 34.36 | 40.77 | 38.13 | 46.73 | 209.08 | 88.30 | 44.80 | 59.21 | 53.41 | 44.68 | 43.24 | 40.88 | 38.72 | 48.81 | 43.87 | 49.36 | 47.56 | 49.21 | 36.59 | 50.77 | 58.60 | 50.77 | 58.60 |
| DA Forecast (GW) | 21.51 | 20.67 | 20.26 | 20.23 | 20.88 | 22.60 | 25.14 | 26.57 | 27.12 | 27.32 | 27.43 | 27.32 | 27.13 | 27.06 | 26.79 | 26.54 | 26.57 | 27.82 | 30.04 | 29.70 | 28.79 | 27.06 | 24.82 | 22.68 | | | | |
| Forecast Error % | -6.5% | -7.2% | -7.6% | -7.3% | -6.9% | -6.2% | -3.5% | -3.1% | -3.1% | -2.6% | -1.8% | -2.0% | -1.3% | -1.2% | -1.6% | -2.0% | -0.3% | 1.0% | -0.2% | -1.3% | -0.9% | -1.0% | -1.6% | -3.2% | | | | |





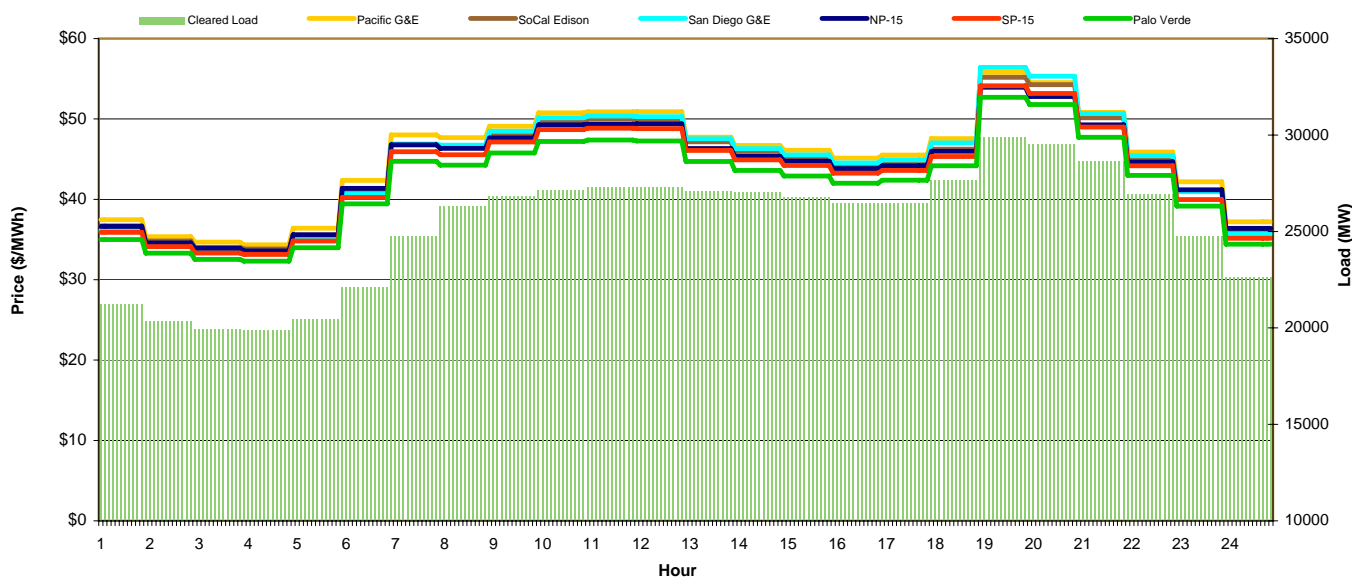
CAISO Daily Report

Wednesday February 24, 2010

| | | | |
|-------------------------|--------|--------|-------|
| Price | <=0 | >=100 | >=200 |
| Forecast Error % | 0-4.9% | 5-9.9% | >=10% |

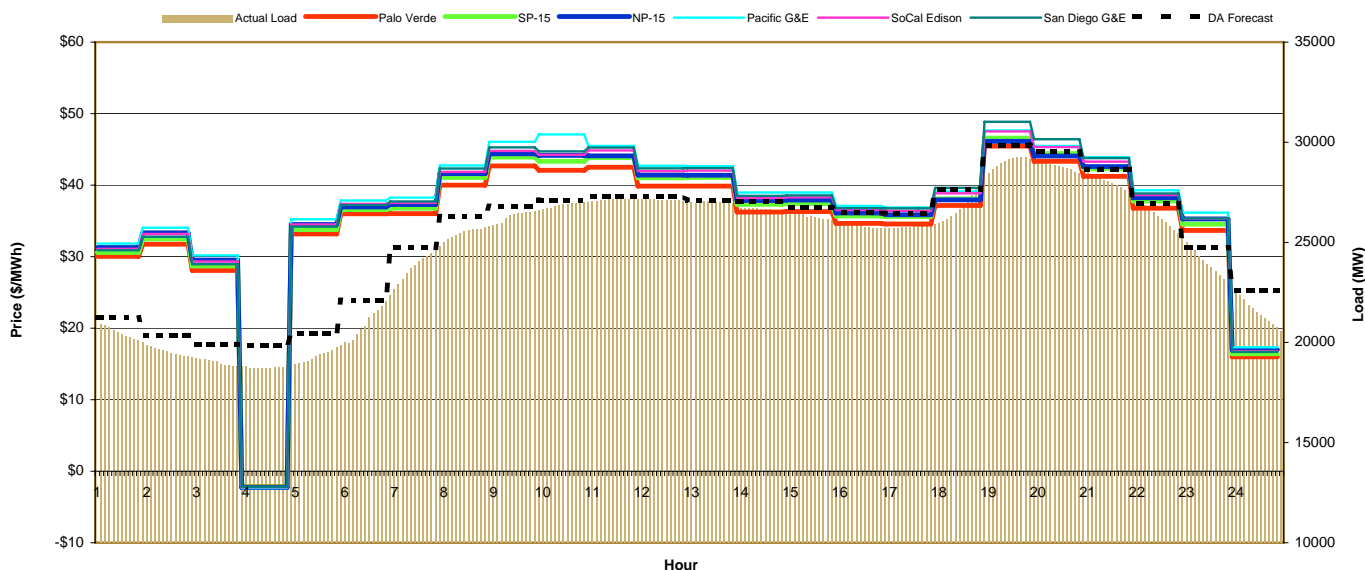
Day-Ahead Prices and DA Forecast Load

| Hour Ending: | Hour | | | | | | | | | | | | | | | | | | | | | | | | Avg. Hr \$ | | | |
|-----------------------|-------|-------|-------|-------|-------|-------|-------|-------|-------|-------|-------|-------|-------|-------|-------|-------|-------|-------|-------|-------|-------|-------|-------|-------|------------|-------|--|--|
| | 1 | 2 | 3 | 4 | 5 | 6 | 7 | 8 | 9 | 10 | 11 | 12 | 13 | 14 | 15 | 16 | 17 | 18 | 19 | 20 | 21 | 22 | 23 | 24 | All | On Pk | | |
| Pacific G&E | 37.46 | 35.35 | 34.67 | 34.33 | 36.40 | 42.37 | 48.03 | 47.67 | 49.09 | 50.75 | 50.88 | 50.90 | 47.74 | 46.70 | 46.10 | 45.13 | 45.51 | 47.56 | 55.81 | 54.52 | 50.81 | 45.89 | 42.19 | 37.22 | 45.13 | 48.94 | | |
| SoCal Edison | 36.71 | 34.83 | 34.03 | 33.82 | 35.55 | 41.20 | 46.81 | 46.48 | 48.12 | 49.77 | 49.99 | 49.94 | 47.15 | 45.96 | 45.27 | 44.27 | 44.58 | 46.24 | 55.18 | 54.27 | 50.15 | 45.25 | 41.06 | 36.04 | 44.28 | 48.09 | | |
| San Diego G&E | 36.12 | 34.34 | 33.50 | 33.25 | 35.04 | 40.70 | 46.88 | 46.75 | 48.47 | 50.14 | 50.37 | 50.28 | 47.53 | 46.30 | 45.53 | 44.52 | 44.91 | 47.02 | 56.41 | 55.32 | 50.66 | 45.43 | 40.95 | 35.69 | 44.42 | 48.53 | | |
| NP-15 | 36.62 | 34.57 | 33.90 | 33.58 | 35.60 | 41.36 | 46.78 | 46.34 | 47.64 | 49.26 | 49.36 | 49.39 | 46.31 | 45.34 | 44.76 | 43.82 | 44.17 | 45.99 | 53.96 | 52.79 | 49.27 | 44.66 | 41.19 | 36.39 | 43.88 | 47.49 | | |
| SP-15 | 35.90 | 34.11 | 33.33 | 33.14 | 34.82 | 40.23 | 45.93 | 45.54 | 47.13 | 48.68 | 48.86 | 48.79 | 46.08 | 44.91 | 44.22 | 43.26 | 43.60 | 45.33 | 54.12 | 53.18 | 48.99 | 44.18 | 39.98 | 35.15 | 43.31 | 47.05 | | |
| Palo Verde | 35.00 | 33.31 | 32.53 | 32.30 | 33.98 | 39.45 | 44.72 | 44.25 | 45.76 | 47.20 | 47.37 | 47.27 | 44.72 | 43.59 | 42.91 | 42.00 | 42.39 | 44.18 | 52.70 | 51.79 | 47.72 | 42.99 | 39.16 | 34.43 | 42.15 | 45.72 | | |
| DA Forecast Load (GW) | 21.2 | 20.4 | 19.9 | 19.9 | 20.4 | 22.1 | 24.7 | 26.3 | 26.8 | 27.1 | 27.3 | 27.3 | 27.1 | 27.0 | 26.7 | 26.5 | 26.5 | 27.6 | 29.9 | 29.5 | 28.6 | 26.9 | 24.8 | 22.6 | | | | |



Preliminary Real-Time Prices with Forecasted and Actual System Load

| Hour Ending: | Hour | | | | | | | | | | | | | | | | | | | | | | | | Avg. Hr \$ | | | |
|------------------|-------|-------|-------|-------|-------|-------|-------|-------|-------|-------|-------|-------|-------|-------|-------|-------|-------|-------|-------|-------|-------|-------|-------|-------|------------|-------|--|--|
| | 1 | 2 | 3 | 4 | 5 | 6 | 7 | 8 | 9 | 10 | 11 | 12 | 13 | 14 | 15 | 16 | 17 | 18 | 19 | 20 | 21 | 22 | 23 | 24 | All | On Pk | | |
| Pacific G&E | 31.83 | 34.05 | 30.17 | -2.34 | 35.24 | 37.86 | 38.25 | 42.76 | 46.07 | 47.09 | 45.47 | 42.72 | 42.67 | 38.96 | 38.97 | 37.10 | 36.87 | 39.14 | 47.65 | 45.48 | 43.91 | 39.28 | 36.15 | 17.34 | 37.20 | 42.02 | | |
| SoCal Edison | 31.09 | 33.17 | 29.32 | -2.24 | 34.50 | 37.39 | 37.53 | 41.85 | 44.80 | 44.25 | 44.85 | 41.97 | 42.04 | 38.19 | 38.31 | 36.54 | 36.40 | 38.86 | 47.53 | 45.33 | 43.28 | 38.62 | 35.32 | 16.80 | 36.49 | 41.27 | | |
| San Diego G&E | 30.89 | 32.78 | 28.95 | -2.20 | 34.20 | 37.22 | 37.73 | 42.34 | 45.29 | 44.72 | 45.25 | 42.35 | 42.39 | 38.50 | 38.56 | 36.77 | 36.76 | 39.63 | 48.85 | 46.43 | 43.78 | 38.84 | 35.35 | 16.70 | 36.75 | 41.76 | | |
| NP-15 | 31.27 | 33.33 | 29.53 | -2.29 | 34.49 | 36.97 | 37.30 | 41.61 | 44.39 | 44.15 | 44.09 | 41.40 | 41.38 | 37.85 | 37.91 | 36.11 | 35.87 | 37.95 | 46.14 | 44.07 | 42.61 | 38.24 | 35.29 | 16.98 | 36.11 | 40.69 | | |
| SP-15 | 30.58 | 32.48 | 28.71 | -2.19 | 33.79 | 36.58 | 36.79 | 41.06 | 43.92 | 43.33 | 43.86 | 41.03 | 41.08 | 37.31 | 37.41 | 35.69 | 35.61 | 38.08 | 46.58 | 44.44 | 42.29 | 37.78 | 34.53 | 16.42 | 35.71 | 40.39 | | |
| Palo Verde | 30.04 | 31.73 | 28.07 | -2.15 | 33.19 | 35.99 | 36.01 | 40.00 | 42.68 | 42.08 | 42.52 | 39.87 | 39.87 | 36.23 | 36.31 | 34.65 | 34.57 | 37.15 | 45.45 | 43.34 | 41.23 | 36.78 | 33.66 | 15.99 | 34.80 | 39.30 | | |
| DA Forecast (GW) | 21.23 | 20.35 | 19.92 | 19.85 | 20.45 | 22.12 | 24.74 | 26.30 | 26.81 | 27.11 | 27.28 | 27.27 | 27.10 | 27.02 | 26.75 | 26.46 | 26.46 | 27.64 | 29.86 | 29.52 | 28.62 | 26.93 | 24.75 | 22.61 | | | | |
| Forecast Error % | -4.0% | -4.3% | -4.9% | -5.5% | -5.0% | -3.9% | -2.8% | -2.8% | -1.6% | -0.8% | -0.6% | -0.7% | -0.5% | -1.5% | -1.9% | -2.4% | -2.5% | -2.0% | -2.7% | -2.7% | -2.8% | -3.2% | -4.5% | -5.7% | | | | |





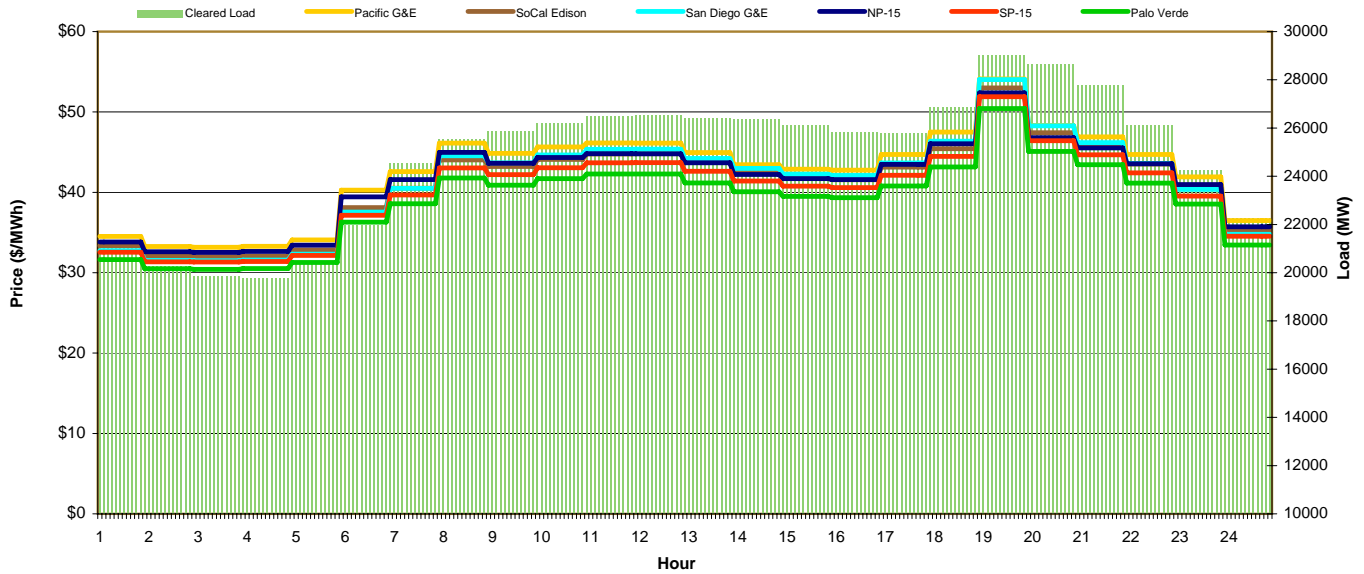
CAISO Daily Report

Thursday February 25, 2010

| Price | <=0 | >=100 | >=200 |
|------------------|--------|--------|-------|
| Forecast Error % | 0-4.9% | 5-9.9% | >=10% |

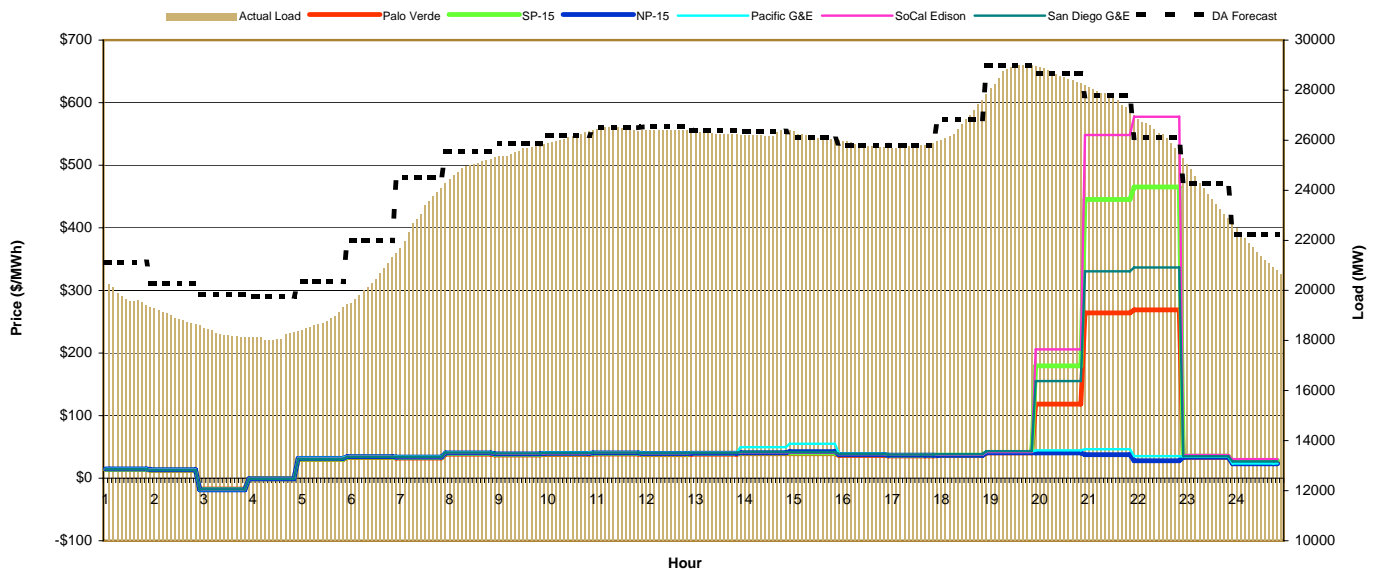
Day-Ahead Prices and DA Forecast Load

| Hour Ending: | | | | | | | | | | | | | | | | | | | | | | | | | Avg. Hr \$ | | | |
|-----------------------|-------|-------|-------|-------|-------|-------|-------|-------|-------|-------|-------|-------|-------|-------|-------|-------|-------|-------|-------|-------|-------|-------|-------|-------|------------|-------|--|--|
| | 1 | 2 | 3 | 4 | 5 | 6 | 7 | 8 | 9 | 10 | 11 | 12 | 13 | 14 | 15 | 16 | 17 | 18 | 19 | 20 | 21 | 22 | 23 | 24 | All | On Pk | | |
| Pacific G&E | 33.37 | 32.03 | 31.99 | 32.06 | 32.83 | 38.10 | 40.52 | 44.03 | 43.21 | 44.10 | 44.77 | 44.80 | 43.73 | 42.47 | 41.77 | 41.56 | 43.13 | 45.42 | 52.98 | 47.42 | 45.77 | 43.51 | 40.60 | 35.32 | 41.06 | 44.33 | | |
| SoCal Edison | 32.75 | 31.54 | 31.49 | 31.57 | 32.31 | 37.55 | 40.50 | 44.55 | 43.68 | 44.64 | 45.34 | 45.37 | 44.22 | 42.98 | 42.27 | 42.10 | 43.65 | 46.37 | 54.03 | 48.28 | 46.19 | 43.59 | 40.37 | 34.78 | 41.25 | 44.86 | | |
| NP-15 | 33.82 | 32.61 | 32.52 | 32.65 | 33.42 | 39.45 | 41.59 | 44.97 | 43.62 | 44.34 | 44.82 | 44.79 | 43.68 | 42.22 | 41.71 | 41.60 | 43.48 | 46.05 | 52.37 | 46.80 | 45.53 | 43.56 | 40.97 | 35.71 | 41.35 | 44.45 | | |
| SP-15 | 32.56 | 31.35 | 31.34 | 31.40 | 32.15 | 37.15 | 39.67 | 43.04 | 42.21 | 43.05 | 43.68 | 43.70 | 42.63 | 41.41 | 40.77 | 40.59 | 42.13 | 44.48 | 51.89 | 46.41 | 44.66 | 42.42 | 39.53 | 34.54 | 40.12 | 43.30 | | |
| Palo Verde | 31.64 | 30.50 | 30.43 | 30.51 | 31.28 | 36.29 | 38.57 | 41.79 | 40.88 | 41.70 | 42.28 | 42.28 | 41.16 | 40.08 | 39.50 | 39.34 | 40.78 | 43.15 | 50.42 | 45.08 | 43.43 | 41.15 | 38.54 | 33.44 | 38.93 | 41.97 | | |
| DA Forecast Load (GW) | 21.1 | 20.3 | 19.8 | 19.8 | 20.3 | 22.0 | 24.5 | 25.5 | 25.9 | 26.2 | 26.5 | 26.5 | 26.4 | 26.4 | 26.1 | 25.8 | 25.8 | 26.8 | 29.0 | 28.7 | 27.8 | 26.1 | 24.3 | 22.2 | | | | |



Preliminary Real-Time Prices with Forecasted and Actual System Load

| Hour Ending: | | | | | | | | | | | | | | | | | | | | | | | | | Avg. Hr \$ | | | |
|-----------------------|-------|-------|--------|-------|-------|-------|-------|-------|-------|-------|-------|-------|-------|-------|-------|-------|-------|-------|-------|--------|--------|--------|-------|-------|------------|--------|--|--|
| | 1 | 2 | 3 | 4 | 5 | 6 | 7 | 8 | 9 | 10 | 11 | 12 | 13 | 14 | 15 | 16 | 17 | 18 | 19 | 20 | 21 | 22 | 23 | 24 | All | On Pk | | |
| Pacific G&E | 15.13 | 13.79 | -18.94 | -1.05 | 32.38 | 35.18 | 34.44 | 41.38 | 39.96 | 40.61 | 41.50 | 40.32 | 40.83 | 49.50 | 54.98 | 38.83 | 37.84 | 37.59 | 42.02 | 44.47 | 46.20 | 35.31 | 34.19 | 23.52 | 33.33 | 41.61 | | |
| SoCal Edison | 14.47 | 13.21 | -18.18 | -0.98 | 31.14 | 34.36 | 33.79 | 40.26 | 39.01 | 39.65 | 40.60 | 39.61 | 40.32 | 41.21 | 41.22 | 38.36 | 37.42 | 37.57 | 42.01 | 205.69 | 548.50 | 577.43 | 37.02 | 30.46 | 82.67 | 115.16 | | |
| San Diego G&E | 14.30 | 13.04 | -17.96 | -0.97 | 30.85 | 34.11 | 33.98 | 40.81 | 39.63 | 40.13 | 41.00 | 39.98 | 40.69 | 41.55 | 41.54 | 38.69 | 37.84 | 38.34 | 43.17 | 155.06 | 330.62 | 336.80 | 35.08 | 26.87 | 61.46 | 83.74 | | |
| NP-15 | 14.80 | 13.49 | -18.58 | -1.03 | 31.71 | 34.43 | 33.63 | 40.38 | 38.88 | 39.55 | 40.40 | 39.25 | 39.73 | 40.67 | 42.30 | 37.67 | 36.77 | 36.42 | 40.61 | 40.42 | 37.43 | 27.79 | 33.36 | 22.94 | 30.96 | 38.24 | | |
| SP-15 | 14.16 | 12.93 | -17.82 | -0.96 | 30.50 | 33.61 | 33.13 | 39.42 | 38.17 | 38.75 | 39.66 | 38.66 | 39.37 | 40.23 | 40.22 | 37.46 | 36.58 | 36.78 | 41.14 | 179.56 | 445.44 | 465.24 | 35.37 | 28.36 | 71.91 | 99.36 | | |
| Palo Verde | 13.81 | 12.60 | -17.36 | -0.93 | 29.85 | 32.95 | 32.30 | 38.41 | 37.11 | 37.68 | 38.53 | 37.55 | 38.23 | 39.02 | 39.06 | 36.37 | 35.60 | 35.95 | 40.28 | 118.40 | 264.11 | 268.89 | 33.25 | 25.06 | 52.78 | 71.09 | | |
| DA Forecast Load (GW) | 21.13 | 20.28 | 19.84 | 19.77 | 20.35 | 21.99 | 24.53 | 25.55 | 25.86 | 26.19 | 26.49 | 26.54 | 26.41 | 26.35 | 26.10 | 25.81 | 25.79 | 26.84 | 29.00 | 28.65 | 27.77 | 26.10 | 24.27 | 22.25 | | | | |
| Forecast Error % | -7.0% | -7.1% | -8.2% | -8.1% | -7.0% | -6.2% | -4.8% | -2.0% | -0.9% | 0.0% | -0.2% | -0.6% | -0.6% | -0.4% | 0.0% | -0.1% | 0.0% | 0.4% | -0.6% | -0.6% | -0.8% | -0.3% | -2.8% | -4.1% | | | | |





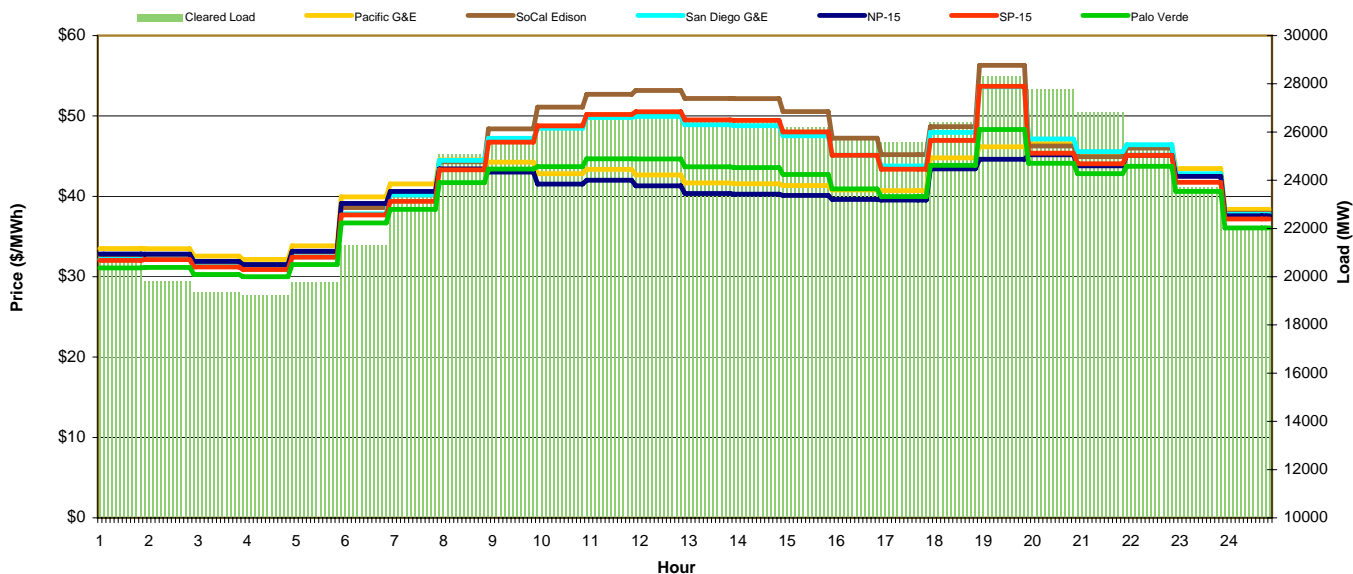
CAISO Daily Report

Friday February 26, 2010

| Price | <=0 | >=100 | >=200 |
|------------------|--------|--------|-------|
| Forecast Error % | 0-4.9% | 5-9.9% | >=10% |

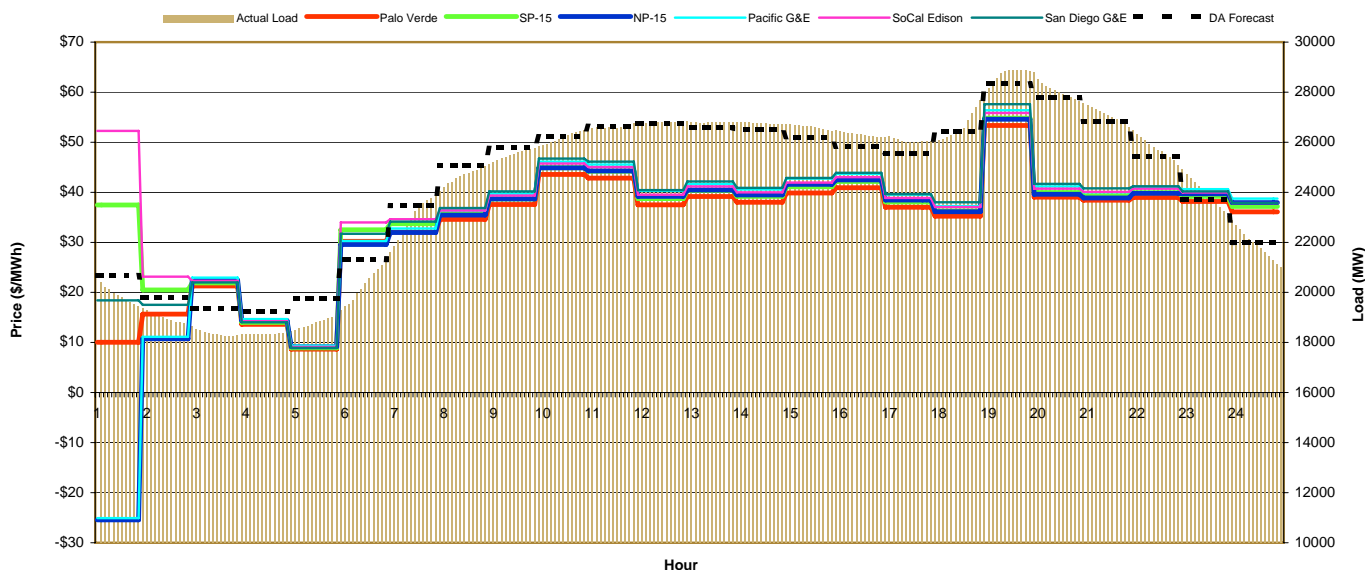
Day-Ahead Prices and DA Forecast Load

| Hour Ending: | | | | | | | | | | | | | | | | | | | | | | | | | Avg. Hr \$ | |
|-----------------------|-------|-------|-------|-------|-------|-------|-------|-------|-------|-------|-------|-------|-------|-------|-------|-------|-------|-------|-------|-------|-------|-------|-------|-------|------------|-------|
| | 1 | 2 | 3 | 4 | 5 | 6 | 7 | 8 | 9 | 10 | 11 | 12 | 13 | 14 | 15 | 16 | 17 | 18 | 19 | 20 | 21 | 22 | 23 | 24 | All | On Pk |
| Pacific G&E | 33.51 | 33.47 | 32.56 | 32.15 | 33.83 | 39.93 | 41.55 | 44.54 | 44.25 | 42.82 | 43.36 | 42.65 | 41.66 | 41.57 | 41.34 | 40.78 | 40.72 | 44.80 | 46.17 | 46.54 | 45.06 | 46.28 | 43.45 | 38.38 | 40.89 | 43.38 |
| SoCal Edison | 32.72 | 32.79 | 31.83 | 31.50 | 33.08 | 38.59 | 40.18 | 44.29 | 48.39 | 51.10 | 52.69 | 53.18 | 52.18 | 52.16 | 50.55 | 47.25 | 45.18 | 48.67 | 56.30 | 46.27 | 44.94 | 46.01 | 42.64 | 37.90 | 44.18 | 48.71 |
| San Diego G&E | 32.16 | 32.18 | 31.29 | 30.96 | 32.46 | 37.83 | 40.17 | 44.47 | 47.22 | 48.47 | 49.80 | 49.95 | 48.90 | 48.78 | 47.55 | 45.11 | 43.78 | 47.96 | 53.63 | 47.14 | 45.57 | 46.42 | 42.82 | 37.76 | 43.02 | 47.18 |
| NP-15 | 32.82 | 32.81 | 31.92 | 31.51 | 33.16 | 39.12 | 40.61 | 43.42 | 43.01 | 41.53 | 42.00 | 41.31 | 40.35 | 40.28 | 40.10 | 39.62 | 39.54 | 43.43 | 44.62 | 45.17 | 43.79 | 45.11 | 42.49 | 37.59 | 39.80 | 42.12 |
| SP-15 | 32.02 | 32.14 | 31.22 | 30.90 | 32.42 | 37.68 | 39.37 | 43.30 | 46.73 | 48.77 | 50.18 | 50.52 | 49.51 | 49.44 | 48.02 | 45.12 | 43.39 | 46.96 | 53.70 | 45.38 | 44.05 | 45.09 | 41.75 | 37.19 | 42.70 | 46.85 |
| Palo Verde | 31.09 | 31.16 | 30.28 | 30.00 | 31.51 | 36.69 | 38.37 | 41.71 | 43.39 | 43.70 | 44.68 | 44.64 | 43.68 | 43.57 | 42.71 | 40.92 | 39.98 | 43.85 | 48.31 | 44.12 | 42.83 | 43.73 | 40.62 | 36.08 | 39.90 | 43.14 |
| DA Forecast Load (GW) | 20.7 | 19.8 | 19.4 | 19.2 | 19.8 | 21.3 | 23.5 | 25.1 | 25.8 | 26.2 | 26.6 | 26.7 | 26.6 | 26.5 | 26.2 | 25.8 | 25.6 | 26.4 | 28.3 | 27.8 | 26.8 | 25.4 | 23.7 | 22.0 | | |



Preliminary Real-Time Prices with Forecasted and Actual System Load

| Hour Ending: | | | | | | | | | | | | | | | | | | | | | | | | | Avg. Hr \$ | |
|------------------|--------|-------|-------|-------|-------|-------|-------|-------|-------|-------|-------|-------|-------|-------|-------|-------|-------|-------|-------|-------|-------|-------|-------|-------|------------|-------|
| | 1 | 2 | 3 | 4 | 5 | 6 | 7 | 8 | 9 | 10 | 11 | 12 | 13 | 14 | 15 | 16 | 17 | 18 | 19 | 20 | 21 | 22 | 23 | 24 | All | On Pk |
| Pacific G&E | -25.08 | 11.13 | 22.96 | 14.69 | 9.38 | 30.27 | 32.77 | 36.36 | 39.75 | 46.14 | 45.54 | 40.28 | 41.61 | 40.57 | 42.73 | 43.66 | 39.55 | 37.24 | 56.38 | 41.16 | 40.03 | 40.90 | 40.64 | 38.74 | 33.64 | 41.54 |
| SoCal Edison | 52.26 | 23.16 | 22.33 | 14.26 | 9.12 | 33.98 | 34.63 | 36.38 | 39.34 | 45.74 | 45.05 | 39.52 | 41.17 | 39.98 | 41.94 | 43.03 | 38.87 | 37.04 | 55.85 | 40.72 | 40.09 | 40.73 | 39.97 | 37.86 | 37.21 | 41.25 |
| San Diego G&E | 18.41 | 17.51 | 22.01 | 14.06 | 8.93 | 31.70 | 34.13 | 36.87 | 40.17 | 46.72 | 46.11 | 40.43 | 42.16 | 40.90 | 42.88 | 43.90 | 39.63 | 38.00 | 57.61 | 41.67 | 40.79 | 41.21 | 40.19 | 37.84 | 35.99 | 42.07 |
| NP-15 | -25.43 | 10.76 | 22.45 | 14.36 | 9.17 | 29.56 | 31.96 | 35.46 | 38.69 | 44.89 | 44.28 | 39.18 | 40.46 | 39.47 | 41.58 | 42.48 | 38.44 | 36.11 | 54.60 | 39.60 | 38.88 | 39.81 | 39.69 | 37.94 | 32.68 | 40.37 |
| SP-15 | 37.48 | 20.49 | 21.89 | 14.00 | 8.92 | 32.50 | 33.72 | 35.72 | 38.68 | 44.90 | 44.21 | 38.76 | 40.37 | 39.20 | 41.11 | 42.16 | 38.09 | 36.28 | 54.83 | 39.96 | 39.32 | 39.94 | 39.18 | 37.17 | 35.79 | 40.45 |
| Palo Verde | 10.03 | 15.67 | 21.30 | 13.61 | 8.68 | 30.20 | 32.05 | 34.58 | 37.55 | 43.56 | 42.83 | 37.49 | 39.16 | 38.00 | 39.88 | 40.90 | 37.03 | 35.23 | 53.36 | 39.04 | 38.44 | 38.98 | 38.16 | 36.09 | 33.41 | 39.25 |
| DA Forecast (GW) | 20.68 | 19.81 | 19.36 | 19.24 | 19.77 | 21.30 | 23.46 | 25.06 | 25.78 | 26.23 | 26.64 | 26.74 | 26.58 | 26.51 | 26.20 | 25.63 | 25.56 | 26.42 | 28.33 | 27.78 | 26.84 | 25.43 | 23.70 | 21.99 | | |
| Forecast Error % | -4.4% | -4.8% | -5.4% | -4.5% | -4.4% | -3.1% | -0.6% | -1.1% | -0.7% | 0.1% | 0.0% | 0.2% | 0.7% | 0.9% | 1.4% | 1.7% | 1.9% | 1.9% | 1.5% | 0.4% | 0.2% | 0.4% | -0.3% | -1.5% | | |





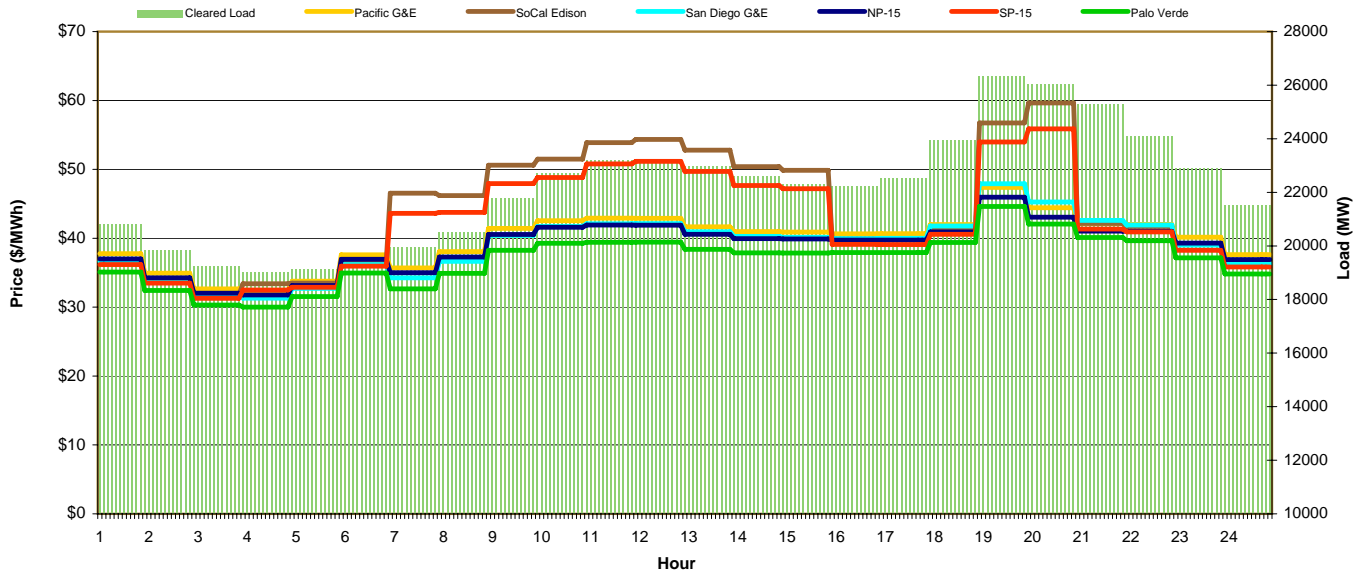
CAISO Daily Report

Saturday February 27, 2010

| Price | <=0 | >=100 | >=200 |
|------------------|--------|--------|-------|
| Forecast Error % | 0-4.9% | 5-9.9% | >=10% |

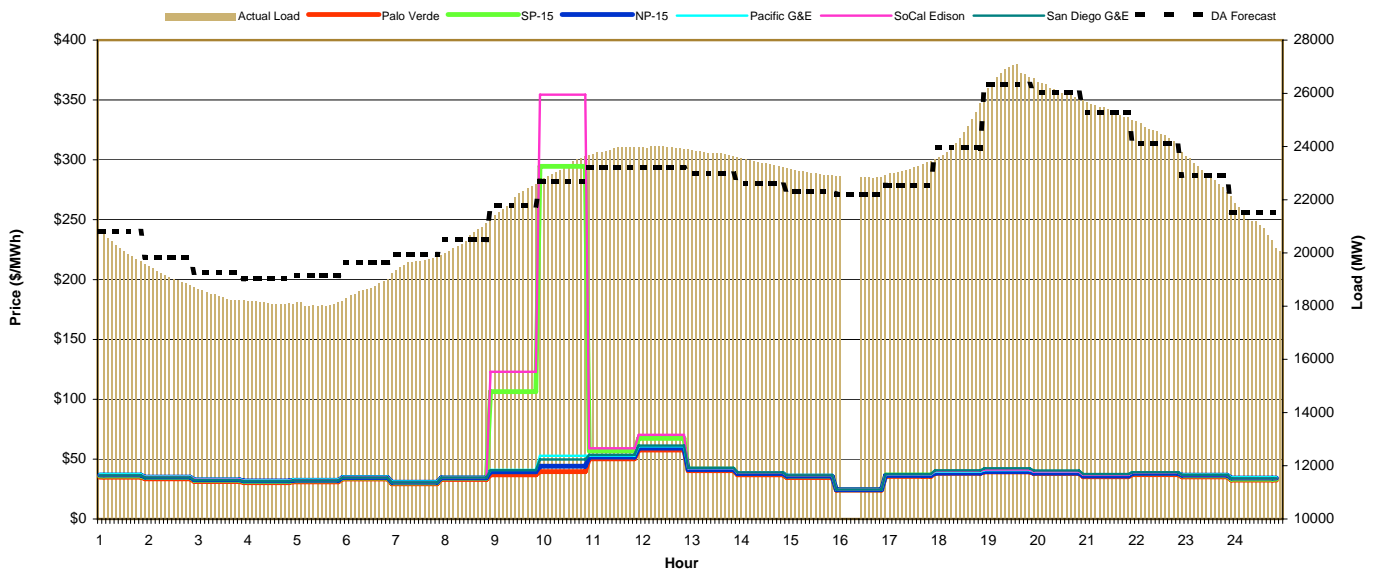
Day-Ahead Prices and DA Forecast Load

| Hour Ending: | Hour | | | | | | | | | | | | | | | | | | | | | | | | Avg. Hr \$ | | | |
|-----------------------|-------|-------|-------|-------|-------|-------|-------|-------|-------|-------|-------|-------|-------|-------|-------|-------|-------|-------|-------|-------|-------|-------|-------|-------|------------|-------|--|--|
| | 1 | 2 | 3 | 4 | 5 | 6 | 7 | 8 | 9 | 10 | 11 | 12 | 13 | 14 | 15 | 16 | 17 | 18 | 19 | 20 | 21 | 22 | 23 | 24 | All | On Pk | | |
| Pacific G&E | 37.75 | 34.92 | 32.66 | 32.38 | 33.76 | 37.61 | 35.70 | 38.07 | 41.44 | 42.55 | 42.93 | 42.91 | 41.66 | 40.96 | 40.91 | 40.65 | 40.67 | 41.99 | 47.38 | 44.43 | 42.14 | 42.01 | 40.15 | 37.63 | 39.72 | 41.65 | | |
| SoCal Edison | 36.91 | 34.08 | 31.82 | 33.39 | 33.48 | 36.61 | 46.53 | 46.19 | 50.61 | 51.49 | 53.89 | 54.35 | 52.78 | 50.41 | 49.87 | 39.92 | 39.90 | 41.37 | 56.73 | 59.64 | 42.16 | 41.72 | 39.07 | 36.56 | 44.14 | 48.60 | | |
| San Diego G&E | 36.62 | 33.86 | 31.60 | 31.30 | 32.73 | 36.19 | 34.25 | 36.64 | 40.40 | 41.70 | 42.10 | 42.14 | 40.95 | 40.27 | 40.14 | 39.94 | 39.99 | 41.78 | 47.91 | 45.27 | 42.59 | 41.92 | 39.02 | 36.34 | 38.99 | 41.12 | | |
| NP-15 | 36.99 | 34.25 | 32.03 | 31.77 | 33.15 | 36.94 | 34.99 | 37.28 | 40.54 | 41.60 | 41.93 | 41.91 | 40.59 | 39.94 | 39.90 | 39.75 | 39.74 | 40.91 | 45.95 | 43.05 | 41.03 | 41.02 | 39.30 | 36.90 | 38.81 | 40.63 | | |
| SP-15 | 36.19 | 33.48 | 31.27 | 32.50 | 32.89 | 35.95 | 43.61 | 43.75 | 47.94 | 48.82 | 50.79 | 51.16 | 49.69 | 47.66 | 47.20 | 39.12 | 39.08 | 40.56 | 53.98 | 55.87 | 41.33 | 40.92 | 38.24 | 35.84 | 42.41 | 46.34 | | |
| Palo Verde | 35.09 | 32.43 | 30.30 | 30.00 | 31.54 | 34.95 | 32.65 | 34.92 | 38.25 | 39.28 | 39.42 | 39.44 | 38.40 | 37.88 | 37.86 | 37.92 | 37.92 | 39.40 | 44.62 | 42.05 | 40.11 | 39.65 | 37.16 | 34.82 | 36.92 | 38.74 | | |
| DA Forecast Load (GW) | 20.8 | 19.8 | 19.3 | 19.0 | 19.1 | 19.6 | 20.0 | 20.5 | 21.8 | 22.7 | 23.2 | 23.2 | 23.0 | 22.6 | 22.3 | 22.2 | 22.5 | 24.0 | 26.3 | 26.0 | 25.3 | 24.1 | 22.9 | 21.5 | | | | |



Preliminary Real-Time Prices with Forecasted and Actual System Load

| Hour Ending: | Hour | | | | | | | | | | | | | | | | | | | | | | | | Avg. Hr \$ | | | |
|-----------------------|-------|-------|-------|-------|-------|-------|-------|-------|--------|--------|-------|-------|-------|-------|-------|-------|-------|-------|-------|-------|-------|-------|-------|--------|------------|-------|--|--|
| | 1 | 2 | 3 | 4 | 5 | 6 | 7 | 8 | 9 | 10 | 11 | 12 | 13 | 14 | 15 | 16 | 17 | 18 | 19 | 20 | 21 | 22 | 23 | 24 | All | On Pk | | |
| Pacific G&E | 37.52 | 35.71 | 33.40 | 32.36 | 32.99 | 35.31 | 31.34 | 35.07 | 41.02 | 52.79 | 52.99 | 60.71 | 42.34 | 38.89 | 36.72 | 24.75 | 37.24 | 39.42 | 40.78 | 39.48 | 36.92 | 39.01 | 37.48 | 34.92 | 38.71 | 40.59 | | |
| SoCal Edison | 36.64 | 35.17 | 32.86 | 31.78 | 32.47 | 34.87 | 30.76 | 34.61 | 122.96 | 354.44 | 59.05 | 70.24 | 42.44 | 38.68 | 36.39 | 24.59 | 37.46 | 40.03 | 41.29 | 39.66 | 36.96 | 38.72 | 36.76 | 33.96 | 55.12 | 65.52 | | |
| San Diego G&E | 36.43 | 34.80 | 32.54 | 31.49 | 32.17 | 34.60 | 30.67 | 34.56 | 40.74 | 49.68 | 53.56 | 61.37 | 42.79 | 38.92 | 36.54 | 24.61 | 37.55 | 40.62 | 42.36 | 40.46 | 37.49 | 39.07 | 36.94 | 33.93 | 38.50 | 40.69 | | |
| NP-15 | 36.78 | 35.02 | 32.78 | 31.79 | 32.40 | 34.67 | 30.79 | 34.40 | 39.40 | 44.11 | 51.71 | 59.19 | 41.30 | 37.96 | 35.85 | 24.52 | 36.33 | 38.38 | 39.62 | 38.41 | 35.97 | 38.08 | 36.65 | 34.23 | 37.52 | 39.13 | | |
| SP-15 | 35.99 | 34.59 | 32.34 | 31.26 | 31.95 | 34.26 | 30.26 | 34.03 | 106.36 | 294.52 | 56.95 | 67.31 | 41.71 | 38.01 | 35.75 | 24.40 | 36.77 | 39.33 | 40.62 | 39.04 | 36.33 | 38.05 | 36.05 | 33.34 | 51.22 | 59.97 | | |
| Palo Verde | 34.94 | 33.55 | 31.34 | 30.34 | 31.04 | 33.36 | 29.40 | 33.00 | 36.88 | 39.57 | 50.30 | 57.54 | 40.43 | 36.83 | 34.63 | 24.12 | 35.52 | 38.13 | 39.31 | 37.93 | 35.32 | 36.97 | 35.12 | 32.44 | 36.17 | 37.87 | | |
| DA Forecast Load (GW) | 20.81 | 19.84 | 19.26 | 19.03 | 19.14 | 19.64 | 19.95 | 20.49 | 21.79 | 22.70 | 23.20 | 23.20 | 22.97 | 22.61 | 22.30 | 22.21 | 22.54 | 23.95 | 26.33 | 26.04 | 25.28 | 24.10 | 22.91 | 21.53 | | | | |
| Forecast Error % | -3.7% | -4.2% | -4.8% | -4.8% | -5.6% | -4.4% | -1.1% | 1.0% | 1.9% | 2.7% | 3.1% | 3.2% | 3.2% | 3.2% | 3.0% | 3.2% | 4.4% | 7.2% | 1.0% | -1.1% | -1.1% | -0.9% | -3.4% | -36.4% | | | | |





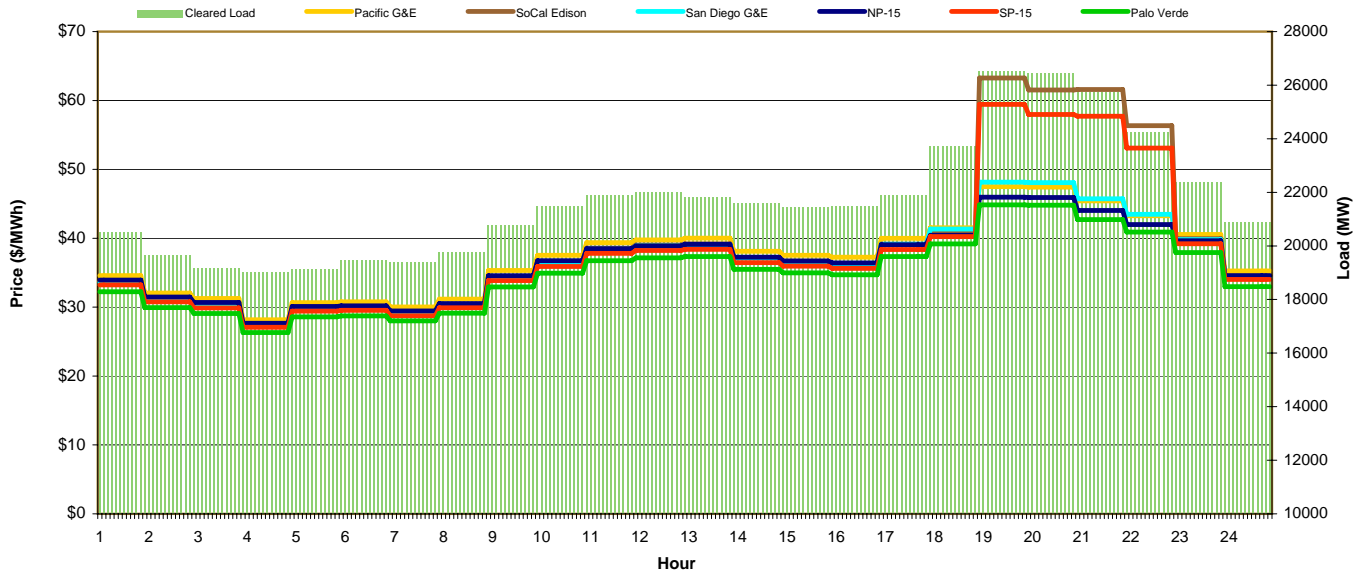
CAISO Daily Report

Sunday February 28, 2010

| Price | <=0 | >=100 | >=200 |
|------------------|--------|--------|-------|
| Forecast Error % | 0-4.9% | 5-9.9% | >=10% |

Day-Ahead Prices and DA Forecast Load

| Hour Ending: | Day-Ahead Prices and DA Forecast Load | | | | | | | | | | | | | | | | | | | | | | | | Avg. Hr \$ | | | |
|-----------------------|---------------------------------------|-------|-------|-------|-------|-------|-------|-------|-------|-------|-------|-------|-------|-------|-------|-------|-------|-------|-------|-------|-------|-------|-------|-------|------------|-------|--|--|
| | 1 | 2 | 3 | 4 | 5 | 6 | 7 | 8 | 9 | 10 | 11 | 12 | 13 | 14 | 15 | 16 | 17 | 18 | 19 | 20 | 21 | 22 | 23 | 24 | All | On Pk | | |
| Pacific G&E | 34.58 | 32.06 | 31.25 | 28.17 | 30.66 | 30.76 | 30.04 | 31.16 | 35.32 | 37.54 | 39.36 | 39.76 | 40.01 | 38.10 | 37.54 | 37.25 | 40.00 | 41.52 | 47.49 | 47.42 | 45.43 | 43.27 | 40.55 | 35.25 | 37.27 | 39.45 | | |
| SoCal Edison | 33.80 | 31.28 | 30.37 | 27.50 | 29.89 | 30.02 | 29.22 | 30.43 | 34.48 | 36.62 | 38.58 | 39.01 | 39.20 | 37.23 | 36.70 | 36.38 | 39.15 | 41.06 | 63.27 | 61.53 | 61.60 | 56.34 | 39.95 | 34.61 | 39.09 | 42.55 | | |
| San Diego G&E | 33.58 | 31.08 | 30.16 | 27.31 | 29.64 | 29.80 | 29.03 | 30.27 | 34.30 | 36.42 | 38.42 | 38.88 | 39.09 | 37.13 | 36.57 | 36.27 | 39.12 | 41.35 | 48.15 | 48.08 | 45.72 | 43.49 | 39.82 | 34.31 | 36.58 | 38.89 | | |
| NP-15 | 33.93 | 31.48 | 30.68 | 27.65 | 30.10 | 30.19 | 29.44 | 30.52 | 34.57 | 36.73 | 38.49 | 38.87 | 39.11 | 37.24 | 36.70 | 36.41 | 39.07 | 40.44 | 45.96 | 45.91 | 44.04 | 42.00 | 39.63 | 34.55 | 36.40 | 38.47 | | |
| SP-15 | 33.23 | 30.77 | 29.88 | 27.08 | 29.43 | 29.54 | 28.75 | 29.92 | 33.86 | 35.91 | 37.82 | 38.23 | 38.39 | 36.47 | 35.95 | 35.64 | 38.36 | 40.26 | 59.43 | 57.71 | 53.10 | 39.20 | 34.01 | 37.95 | 41.11 | | | |
| Palo Verde | 32.23 | 29.94 | 29.07 | 26.31 | 28.60 | 28.73 | 28.00 | 29.12 | 32.93 | 34.92 | 36.75 | 37.15 | 37.34 | 35.48 | 34.99 | 34.70 | 37.35 | 39.17 | 44.84 | 44.81 | 42.71 | 40.91 | 37.92 | 32.98 | 34.87 | 36.95 | | |
| DA Forecast Load (GW) | 20.5 | 19.6 | 19.2 | 19.0 | 19.1 | 19.4 | 19.4 | 19.7 | 20.8 | 21.5 | 21.9 | 22.0 | 21.8 | 21.6 | 21.4 | 21.5 | 21.9 | 23.7 | 26.5 | 26.5 | 25.7 | 24.2 | 22.4 | 20.9 | | | | |



Preliminary Real-Time Prices with Forecasted and Actual System Load

| Hour Ending: | Preliminary Real-Time Prices with Forecasted and Actual System Load | | | | | | | | | | | | | | | | | | | | | | | | Avg. Hr \$ | | | |
|------------------|---|-------|-------|-------|-------|-------|-------|-------|-------|-------|-------|-------|-------|-------|-------|-------|-------|-------|-------|-------|-------|-------|-------|-------|------------|-------|--|--|
| | 1 | 2 | 3 | 4 | 5 | 6 | 7 | 8 | 9 | 10 | 11 | 12 | 13 | 14 | 15 | 16 | 17 | 18 | 19 | 20 | 21 | 22 | 23 | 24 | All | On Pk | | |
| Pacific G&E | 26.90 | 23.10 | 17.89 | 30.88 | 32.21 | 32.54 | 25.76 | 33.40 | 34.11 | 33.75 | 33.94 | 34.00 | 34.34 | 34.51 | 33.78 | 33.91 | 34.48 | 33.35 | 47.62 | 45.57 | 42.24 | 43.52 | 36.83 | 33.76 | 33.85 | 36.14 | | |
| SoCal Edison | 26.23 | 22.72 | 17.54 | 30.23 | 31.65 | 32.06 | 25.24 | 32.67 | 33.50 | 33.23 | 33.49 | 33.59 | 33.94 | 34.10 | 33.37 | 33.47 | 34.13 | 33.64 | 47.90 | 45.78 | 42.36 | 43.40 | 36.47 | 33.33 | 33.50 | 35.86 | | |
| San Diego G&E | 26.10 | 22.56 | 17.39 | 29.97 | 31.36 | 31.83 | 25.11 | 32.54 | 33.48 | 33.35 | 33.68 | 33.79 | 34.11 | 34.23 | 33.49 | 33.62 | 34.28 | 34.09 | 48.92 | 46.69 | 42.97 | 43.72 | 36.55 | 33.24 | 33.63 | 36.13 | | |
| NP-15 | 26.38 | 22.68 | 17.57 | 30.32 | 31.62 | 31.91 | 25.24 | 32.74 | 33.39 | 33.05 | 33.24 | 33.29 | 33.60 | 33.78 | 33.04 | 33.17 | 33.70 | 32.49 | 46.27 | 44.28 | 41.11 | 42.42 | 35.98 | 33.06 | 33.10 | 35.30 | | |
| SP-15 | 25.79 | 22.35 | 17.25 | 29.73 | 31.12 | 31.52 | 24.81 | 32.11 | 32.93 | 32.68 | 32.95 | 33.03 | 33.36 | 33.51 | 32.79 | 32.89 | 33.52 | 33.03 | 47.05 | 44.97 | 41.58 | 42.59 | 35.83 | 32.79 | 32.92 | 35.24 | | |
| Palo Verde | 25.11 | 21.75 | 16.79 | 28.94 | 30.32 | 30.71 | 24.23 | 31.34 | 32.08 | 31.86 | 32.10 | 32.18 | 32.55 | 32.70 | 31.96 | 32.06 | 32.67 | 32.19 | 45.87 | 43.87 | 40.59 | 41.52 | 34.86 | 31.90 | 32.09 | 34.36 | | |
| DA Forecast (GW) | 20.52 | 19.65 | 19.16 | 19.00 | 19.12 | 19.45 | 19.37 | 19.75 | 20.75 | 21.47 | 21.89 | 22.01 | 21.83 | 21.57 | 21.42 | 21.47 | 21.90 | 23.73 | 26.51 | 26.46 | 25.74 | 24.25 | 22.36 | 20.89 | | | | |
| Forecast Error % | -6.6% | -6.5% | -6.8% | -6.9% | -6.7% | -5.9% | -2.6% | -1.1% | 0.1% | -0.9% | -1.6% | -1.8% | -1.2% | -0.4% | -0.3% | -0.5% | -0.9% | -1.5% | -1.3% | -0.3% | -0.5% | -0.6% | -1.2% | -3.5% | | | | |

