



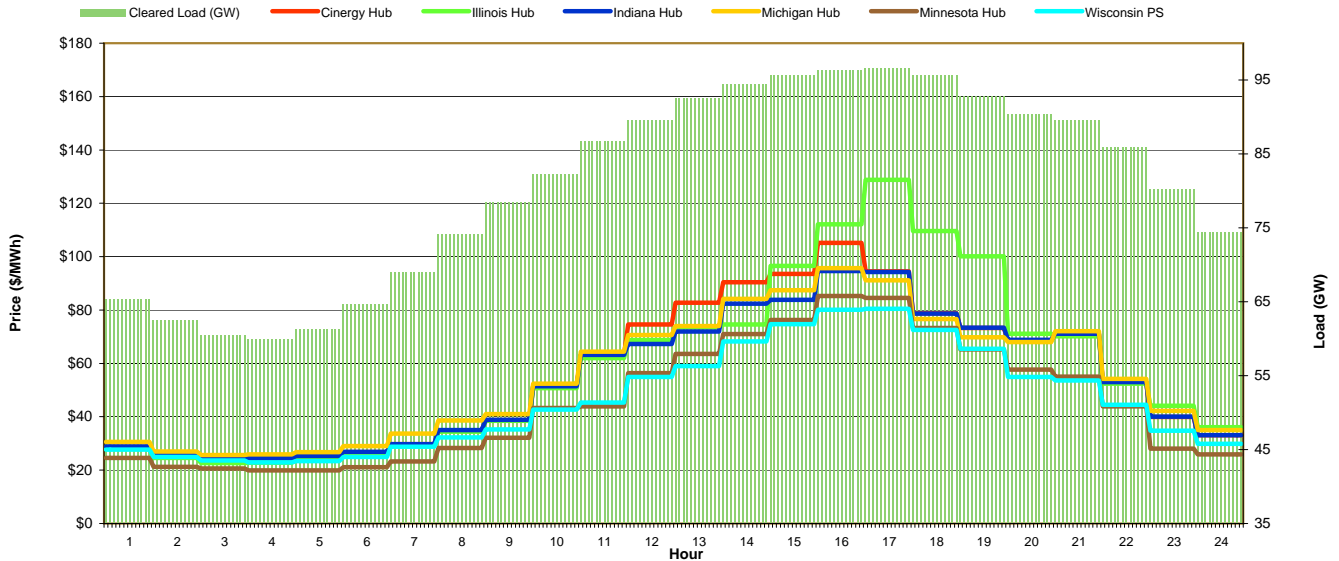
# MISO Daily Report

Monday August 1, 2011

Price	<=0	>=100	>=200
Forecast Error %	0-4.9%	5-9.9%	>=10%

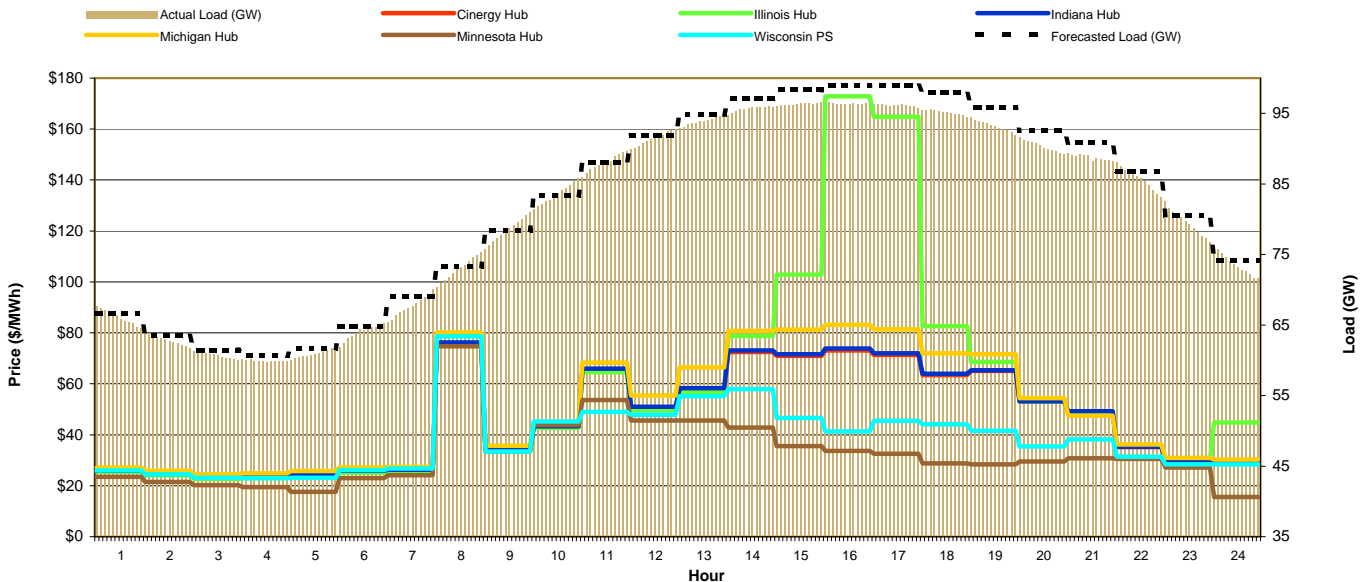
## Day-Ahead Prices and Cleared Load

Hour Ending:																									Avg. Hr \$	
	1	2	3	4	5	6	7	8	9	10	11	12	13	14	15	16	17	18	19	20	21	22	23	24	All	On Pk
Cinergy Hub	28.67	25.44	24.17	24.42	25.20	26.74	29.69	34.88	38.70	51.39	63.14	74.58	82.75	90.43	93.56	105.17	94.44	78.78	73.27	68.61	70.98	52.83	39.91	33.06	55.45	69.59
Illinois Hub	27.93	24.60	22.72	22.81	23.99	25.70	29.13	34.47	38.49	50.69	61.96	68.66	73.53	74.55	96.50	112.13	128.76	109.55	100.15	71.15	70.16	52.40	44.19	36.07	58.35	74.21
Indiana Hub	28.87	25.51	24.23	24.49	25.27	26.82	29.72	34.98	38.81	51.45	63.21	67.22	71.97	82.33	83.88	94.60	94.30	78.61	73.40	68.80	71.06	52.95	40.02	33.15	53.57	66.72
Michigan Hub	30.52	26.95	25.61	25.93	26.76	29.01	33.67	38.61	41.03	52.38	64.40	70.63	74.05	84.18	87.38	95.71	91.16	76.58	69.81	67.99	72.08	54.21	42.20	34.98	54.83	67.65
Minnesota Hub	24.58	21.25	20.59	19.89	19.89	21.16	23.21	28.29	32.09	43.26	43.93	56.31	63.56	71.02	76.32	85.28	84.59	73.31	65.26	57.71	55.10	43.94	28.05	25.90	45.19	56.75
Wisconsin PS	27.74	24.93	23.58	22.95	23.35	24.97	28.84	32.32	35.23	42.65	45.29	54.98	59.00	68.26	74.73	80.09	80.42	72.56	65.49	54.94	53.55	44.45	34.78	29.90	46.04	56.17
Cleared Load (GW)	65.4	62.5	60.5	59.9	61.3	64.7	69.1	74.2	78.5	82.2	86.7	89.6	92.6	94.6	95.6	96.4	96.6	95.8	92.9	90.4	89.6	85.9	80.2	7.4		



## Preliminary Real-Time Prices with Forecasted and Actual System Load

Hour Ending:																									Avg. Hr \$	
	1	2	3	4	5	6	7	8	9	10	11	12	13	14	15	16	17	18	19	20	21	22	23	24	All	On Pk
Cinergy Hub	25.74	24.45	23.18	23.50	24.32	25.72	26.12	75.82	33.85	43.12	65.50	50.56	57.81	72.51	70.95	73.16	71.32	63.48	65.06	52.96	49.05	35.18	29.83	28.95	46.34	56.89
Illinois Hub	25.65	24.15	22.78	23.01	23.72	25.15	25.59	74.95	33.47	42.75	64.60	49.65	56.88	78.80	102.93	172.79	164.75	82.68	68.57	52.95	49.00	35.34	30.08	44.90	57.29	72.51
Indiana Hub	25.83	24.60	23.35	23.70	24.60	25.83	26.22	76.23	34.07	43.39	65.94	50.95	58.23	73.13	71.63	73.83	71.96	63.90	65.32	53.12	49.19	35.30	29.96	29.17	46.64	57.26
Michigan Hub	27.09	25.90	24.53	24.83	25.77	27.08	27.42	80.15	35.62	45.01	68.34	55.40	66.45	80.76	81.31	83.11	81.37	71.96	71.59	54.36	47.53	36.15	30.94	30.27	50.12	61.88
Minnesota Hub	23.62	21.48	20.20	19.44	17.56	23.01	24.18	74.79	33.36	43.78	53.66	45.64	45.57	42.87	35.56	33.70	32.49	28.81	28.38	29.53	30.75	30.56	27.19	15.61	32.67	38.54
Wisconsin PS	26.02	24.45	23.13	23.05	23.08	26.14	26.81	78.60	33.38	45.18	49.02	47.83	55.12	57.91	46.57	41.30	45.48	44.14	41.52	35.40	38.21	31.41	28.34	28.36	38.35	44.96
Forecasted Load (GW)	66.7	63.5	61.4	60.7	61.7	64.8	69.0	73.3	78.5	83.4	88.0	91.9	94.8	97.1	98.3	99.0	99.0	98.0	95.8	92.6	90.8	86.8	80.6	74.1		
Forecast Error %	-0.9%	-1.0%	-1.3%	-1.2%	-1.4%	-1.2%	-2.1%	-0.5%	0.0%	0.1%	0.0%	0.1%	-1.0%	-1.5%	-2.1%	-3.0%	-3.0%	-2.7%	-2.4%	-2.3%	-1.3%	-1.4%	-0.7%			





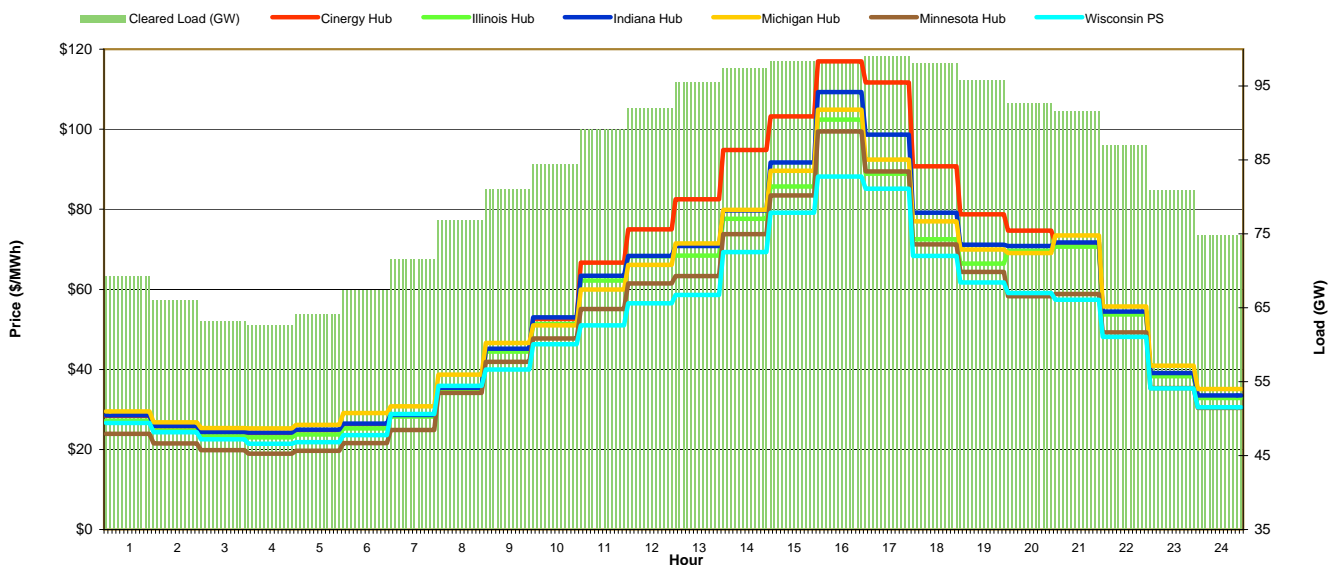
# MISO Daily Report

Tuesday August 2, 2011

Price	<=0	>=100	>=200
Forecast Error %	0-4.9%	5-9.9%	>=10%

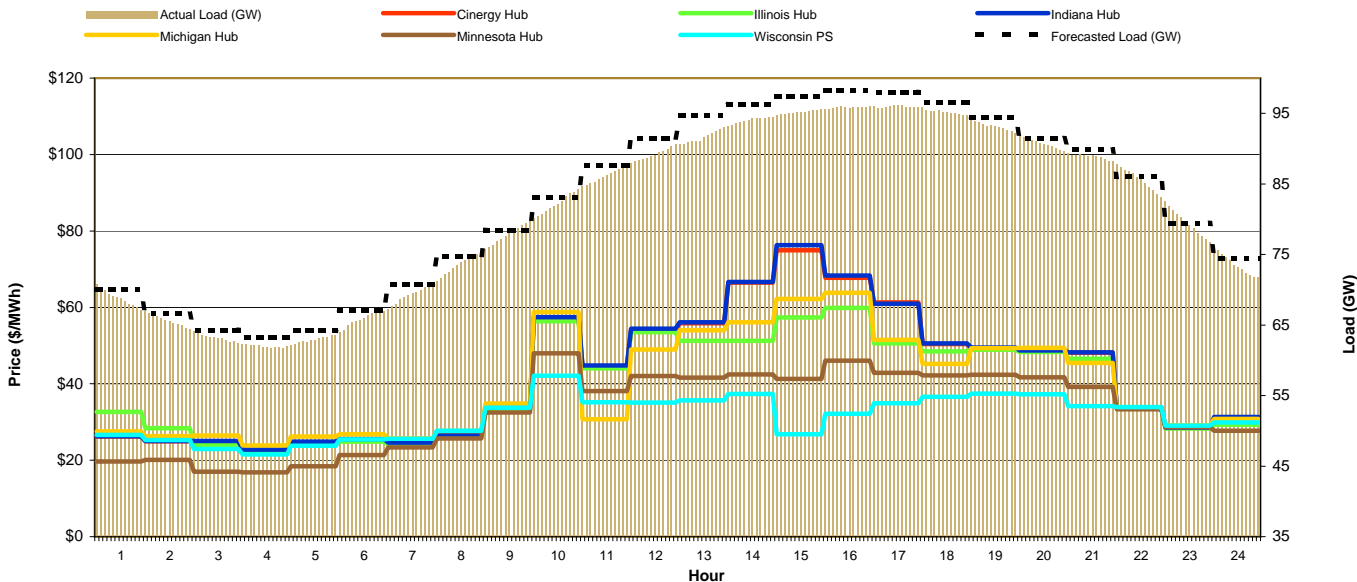
## Day-Ahead Prices and Cleared Load

Hour Ending:																									Avg. Hr \$			
	1	2	3	4	5	6	7	8	9	10	11	12	13	14	15	16	17	18	19	20	21	22	23	24	All	On Pk		
Cinergy Hub	28.39	25.74	24.29	24.07	24.80	26.30	28.58	35.32	44.92	52.58	66.66	75.00	82.54	94.83	103.19	116.95	111.72	90.71	78.78	74.67	71.30	54.08	38.74	33.26	58.64	74.50		
Illinois Hub	27.20	24.72	23.30	23.03	23.77	25.24	28.21	34.88	44.49	51.29	62.21	68.24	68.47	77.65	85.72	102.43	88.89	72.48	66.40	69.66	70.71	53.70	38.28	32.86	52.66	65.97		
Indiana Hub	28.54	25.87	24.42	24.21	24.95	26.45	28.66	35.40	45.14	52.97	63.39	68.34	70.86	79.68	91.69	109.31	98.64	79.17	71.18	70.87	71.75	54.48	39.10	33.51	54.94	68.87		
Michigan Hub	29.51	26.78	25.33	25.27	26.15	29.10	30.76	38.67	46.62	50.98	59.94	66.08	71.44	79.85	89.60	104.89	92.39	77.01	69.94	69.05	73.47	55.74	40.91	35.09	54.77	67.91		
Minnesota Hub	23.87	21.53	19.83	18.98	19.65	21.56	24.83	34.16	41.92	47.75	55.12	61.49	63.33	73.79	83.48	99.42	89.44	71.20	64.33	58.26	58.85	49.27	35.31	30.40	48.66	61.70		
Wisconsin PS	26.62	24.30	22.52	21.41	21.85	23.60	28.85	35.89	40.01	46.30	51.04	56.53	58.60	69.31	79.13	88.15	85.18	68.37	61.73	59.11	57.40	48.09	35.22	30.55	47.49	58.75		
Cleared Load (GW)	69.3	66.1	63.2	62.7	64.1	67.4	71.6	76.9	81.1	84.5	89.2	92.0	95.6	97.5	98.3	98.5	99.0	98.1	95.9	92.7	91.6	87.1	80.9	7.5				



## Preliminary Real-Time Prices with Forecasted and Actual System Load

Hour Ending:																									Avg. Hr \$			
	1	2	3	4	5	6	7	8	9	10	11	12	13	14	15	16	17	18	19	20	21	22	23	24	All	On Pk		
Cinergy Hub	26.22	24.94	24.48	22.34	24.60	25.38	24.56	26.46	33.58	57.16	44.59	54.09	55.88	66.52	74.96	67.76	61.29	50.44	49.30	48.58	48.16	33.77	28.44	31.26	41.87	50.06		
Illinois Hub	32.64	28.37	24.01	21.89	24.06	24.83	24.09	26.00	33.19	56.37	44.02	53.50	51.23	51.24	57.34	59.88	50.60	48.50	48.94	48.28	46.53	33.57	28.29	29.30	39.44	46.09		
Indiana Hub	26.33	25.03	25.08	22.74	24.91	25.54	24.60	26.54	33.71	57.41	44.82	54.39	56.12	66.67	76.28	68.35	60.98	50.61	49.52	48.73	48.23	33.87	28.55	31.36	42.10	50.30		
Michigan Hub	27.54	26.27	26.44	23.83	26.19	26.81	25.72	27.66	34.85	58.77	30.77	48.99	54.00	56.10	62.26	63.83	51.50	45.24	49.36	49.37	45.46	33.64	29.12	30.79	39.77	46.31		
Minnesota Hub	19.69	20.13	17.00	16.80	18.45	21.33	23.33	25.67	32.47	47.98	38.10	42.04	41.65	42.46	41.32	46.09	42.91	42.24	42.37	41.71	39.23	33.29	28.64	27.75	33.03	39.26		
Wisconsin PS	26.67	25.29	22.96	21.49	23.82	25.50	25.64	27.69	33.76	42.13	35.17	35.12	35.71	37.37	26.82	32.13	34.95	36.58	37.43	37.24	34.14	33.91	29.10	29.89	31.27	34.32		
Forecasted Load (GW)	70.0	66.6	64.3	63.3	64.1	67.1	70.8	74.7	78.4	83.1	87.6	91.5	94.7	96.3	97.3	98.2	98.0	96.6	94.4	91.5	89.8	86.0	79.4	74.4				
Forecast Error %	-1.6%	-1.4%	-1.7%	-2.1%	-2.0%	-1.9%	-2.2%	-1.6%	-0.8%	-1.2%	-1.8%	-2.6%	-3.3%	-2.4%	-2.2%	-2.2%	-1.5%	-1.2%	-0.8%	-1.1%	-0.4%	0.0%	-1.1%					





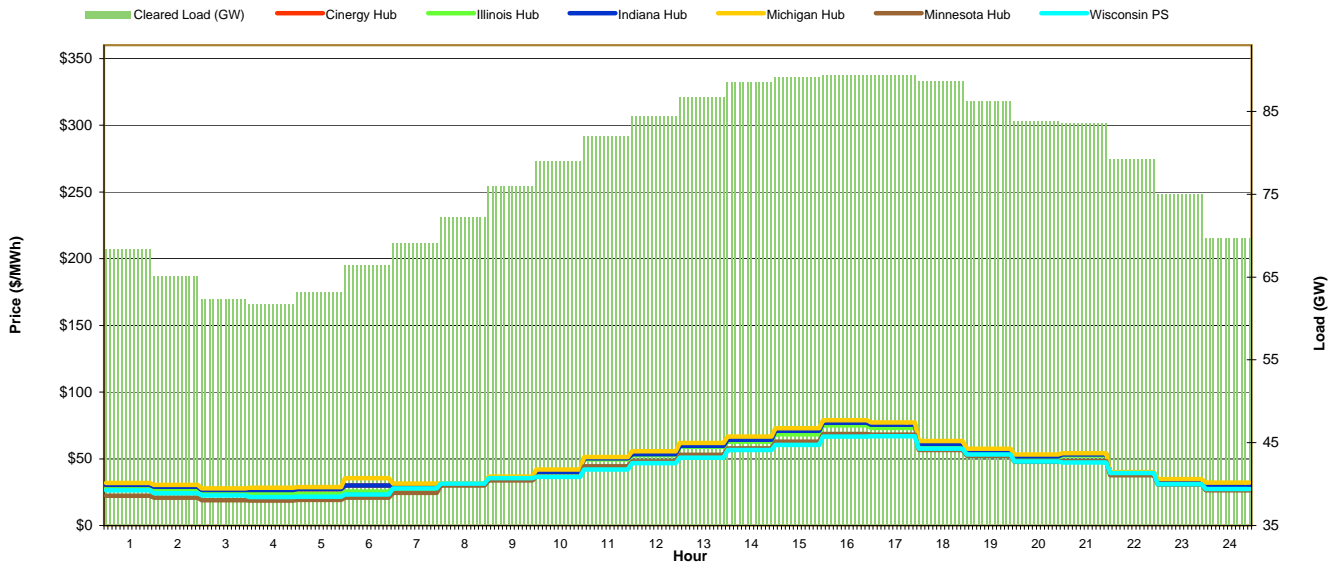
# MISO Daily Report

Wednesday August 3, 2011

Price	<=0	>=100	>=200
Forecast Error %	0-4.9%	5-9.9%	>=10%

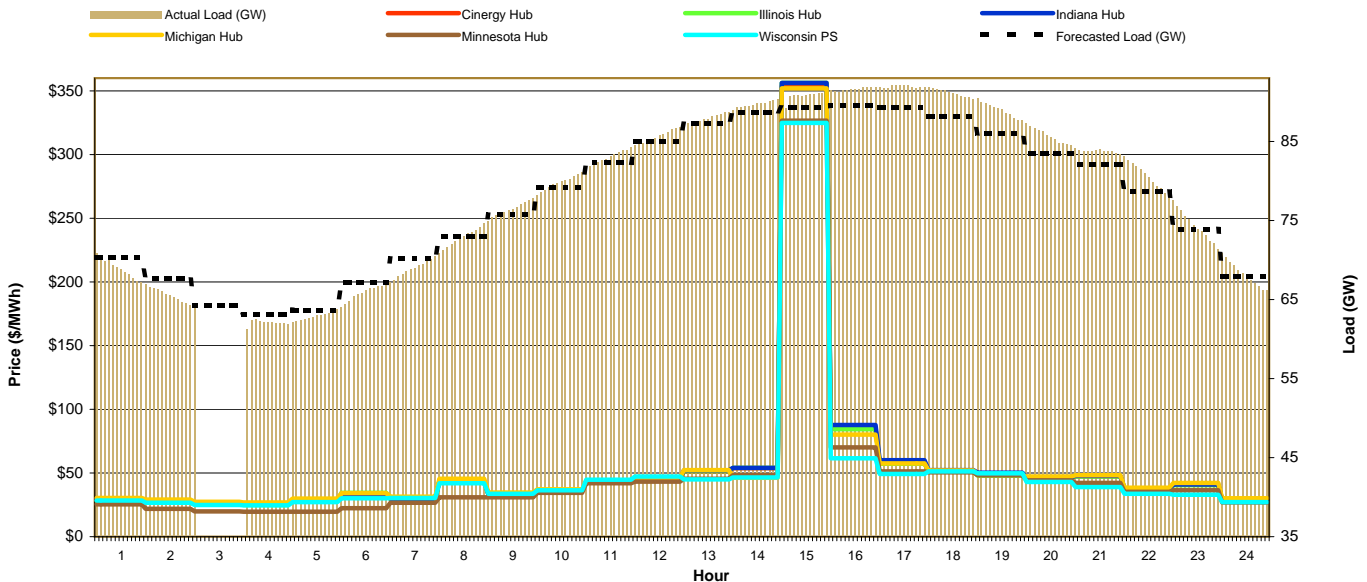
## Day-Ahead Prices and Cleared Load

Hour Ending:																									Avg. Hr \$	
	1	2	3	4	5	6	7	8	9	10	11	12	13	14	15	16	17	18	19	20	21	22	23	24	All	On Pk
Cinergy Hub	30.25	28.84	26.37	26.51	27.11	29.90	29.93	30.79	34.85	40.19	50.16	53.32	59.59	64.20	70.94	76.75	75.53	61.12	55.83	51.65	53.18	39.13	33.50	30.29	45.00	53.17
Illinois Hub	27.54	25.99	24.38	23.55	23.68	25.52	27.69	30.47	34.47	39.72	49.72	52.72	58.94	62.95	68.28	75.10	73.05	58.55	55.17	51.08	52.53	38.66	32.44	27.18	43.31	52.12
Indiana Hub	30.51	29.07	26.58	26.72	27.28	30.09	30.01	30.89	34.95	40.30	50.36	53.48	59.78	64.35	71.03	76.91	75.66	61.18	55.98	51.81	53.31	39.23	33.80	30.47	45.16	53.31
Michigan Hub	31.96	30.57	27.88	28.31	28.89	35.56	31.43	31.63	36.63	41.97	51.36	55.65	61.82	66.76	72.84	79.01	77.31	63.38	57.60	53.32	54.12	40.12	34.86	32.14	46.88	54.90
Minnesota Hub	22.26	20.80	18.97	18.77	19.19	20.91	24.37	29.87	33.70	36.74	44.26	47.94	52.95	57.84	62.83	68.63	68.14	56.71	52.19	47.70	48.11	37.57	30.78	26.39	39.48	48.50
Wisconsin PS	26.28	24.30	22.60	21.31	21.49	23.16	27.88	31.35	35.46	36.47	42.01	46.75	50.87	56.64	60.53	66.71	66.90	57.64	53.16	47.88	47.23	39.29	31.00	27.36	40.18	48.12
Cleared Load (GW)	68.4	65.1	62.4	61.7	63.2	66.4	69.2	72.2	76.0	79.0	82.0	84.5	86.8	88.5	89.2	89.4	88.4	88.6	86.3	83.9	83.6	79.2	75.1	7.0		



## Preliminary Real-Time Prices with Forecasted and Actual System Load

Hour Ending:																									Avg. Hr \$	
	1	2	3	4	5	6	7	8	9	10	11	12	13	14	15	16	17	18	19	20	21	22	23	24	All	On Pk
Cinergy Hub	29.08	27.61	25.94	25.38	28.24	32.51	29.82	43.49	33.31	36.08	43.26	45.23	51.56	53.77	353.75	84.69	57.56	51.51	48.27	46.39	47.44	37.57	40.74	28.84	54.25	67.16
Illinois Hub	28.34	27.23	25.56	24.89	27.83	34.45	29.50	43.09	33.13	35.97	43.24	45.27	51.45	54.00	356.30	84.44	57.29	51.67	47.99	46.40	47.35	37.56	40.48	28.43	54.24	67.23
Indiana Hub	29.22	27.73	26.03	25.51	28.35	32.66	29.96	43.69	33.46	36.26	43.47	45.50	51.88	54.10	356.23	87.67	60.01	52.30	50.34	46.64	47.67	37.77	40.94	29.02	54.85	68.00
Michigan Hub	30.34	29.17	27.37	26.98	29.87	34.29	31.37	45.50	34.60	37.27	44.33	46.15	52.25	46.16	351.94	80.22	57.54	51.97	48.37	47.14	48.32	38.49	42.09	30.06	54.66	67.02
Minnesota Hub	25.42	21.95	19.75	19.66	19.67	22.26	26.71	31.01	30.87	34.51	41.84	43.22	45.50	48.22	326.63	70.16	51.32	50.37	48.34	44.34	42.21	35.29	36.48	26.92	48.44	61.27
Wisconsin PS	28.43	26.71	24.96	24.61	27.03	30.26	30.35	41.92	33.79	36.55	44.70	47.18	45.06	46.55	324.79	61.49	49.26	51.32	49.81	42.88	38.85	33.58	33.02	27.24	50.01	61.29
Forecasted Load (GW)	70.3	67.7	64.3	63.1	63.7	67.1	70.2	72.9	75.7	79.2	82.3	85.0	87.2	88.7	89.3	89.5	89.3	88.1	86.0	83.4	82.1	78.7	73.9	67.9		
Forecast Error %	-1.9%	-3.2%	#####	-10.9%	-1.3%	-1.9%	-0.2%	0.9%	0.7%	0.8%	0.7%	0.7%	1.1%	1.6%	2.2%	2.9%	3.3%	2.7%	2.0%	2.5%	0.6%	0.5%				





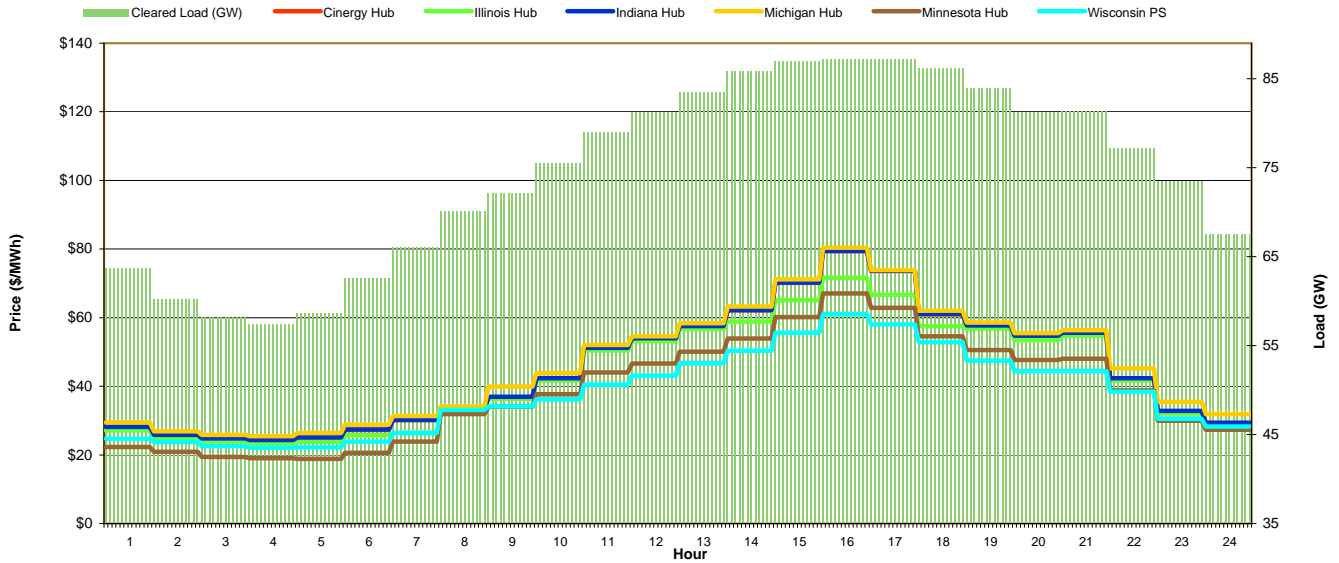
# MISO Daily Report

Thursday August 4, 2011

Price	<=0	>=100	>=200
Forecast Error %	0-4.9%	5-9.9%	>=10%

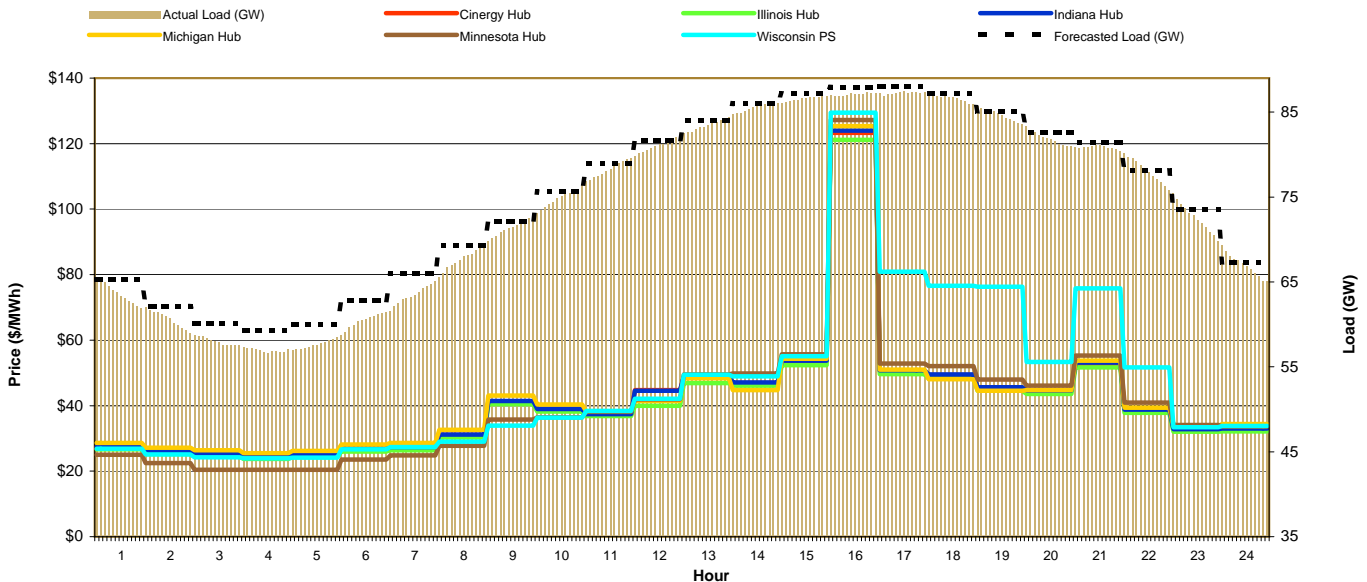
## Day-Ahead Prices and Cleared Load

Hour Ending:																									Avg. Hr \$	
	1	2	3	4	5	6	7	8	9	10	11	12	13	14	15	16	17	18	19	20	21	22	23	24	All	On Pk
Cinergy Hub	28.00	25.67	24.64	24.18	24.96	27.25	30.11	33.34	36.86	42.21	51.12	53.84	57.44	62.08	70.12	79.39	73.55	61.02	57.61	54.67	55.44	42.27	32.62	29.23	44.90	53.97
Illinois Hub	27.16	24.97	23.98	23.49	23.89	25.76	26.44	32.94	36.41	41.70	50.50	53.17	56.71	58.90	65.10	71.59	66.66	57.55	56.77	53.48	54.77	41.73	32.08	28.74	43.10	51.88
Indiana Hub	28.16	25.82	24.78	24.32	25.11	27.40	30.21	33.42	36.95	42.31	51.24	53.96	57.55	62.18	70.24	79.50	73.64	61.12	57.74	54.79	55.57	42.37	32.81	29.41	45.03	54.09
Michigan Hub	29.51	26.86	25.84	25.42	26.36	28.80	31.33	34.18	39.93	43.84	52.06	54.58	58.35	63.24	71.20	80.39	73.90	62.01	58.56	55.48	56.32	45.20	35.47	31.89	46.28	55.29
Minnesota Hub	22.29	20.86	19.38	19.03	18.84	20.59	23.90	31.92	34.07	37.67	44.06	46.60	50.05	53.87	60.15	67.07	62.89	54.55	50.57	47.64	48.08	38.79	29.98	27.32	38.76	47.37
Wisconsin PS	24.71	23.78	22.55	22.13	22.20	23.85	26.37	33.15	34.13	36.15	40.50	43.13	46.76	50.38	55.57	61.05	58.06	52.86	47.51	44.38	44.43	38.42	30.50	28.29	37.95	44.81
Cleared Load (GW)	63.7	60.2	58.2	57.4	58.7	62.6	66.1	70.2	72.2	75.6	79.1	81.3	83.6	85.8	87.0	87.2	87.3	86.2	84.0	81.2	81.4	77.2	73.4	6.8		



## Preliminary Real-Time Prices with Forecasted and Actual System Load

Hour Ending:																									Avg. Hr \$	
	1	2	3	4	5	6	7	8	9	10	11	12	13	14	15	16	17	18	19	20	21	22	23	24	All	On Pk
Cinergy Hub	27.27	25.86	25.14	24.35	24.93	26.72	27.17	31.04	41.23	38.77	37.26	44.75	48.82	46.88	53.42	123.33	50.53	49.29	45.44	44.44	52.78	38.51	32.60	32.84	41.39	48.69
Illinois Hub	26.67	25.25	24.54	23.77	24.30	25.99	26.42	30.33	40.47	38.19	36.83	39.99	46.94	46.16	52.40	121.17	49.59	48.27	44.57	43.61	51.64	37.81	32.06	32.16	40.38	47.50
Indiana Hub	27.47	26.04	25.28	24.47	25.04	26.85	27.31	31.21	41.41	38.97	37.46	44.58	48.97	47.13	53.70	123.95	50.81	49.53	45.65	44.66	53.10	38.76	32.82	33.07	41.59	48.92
Michigan Hub	28.59	27.18	26.36	25.48	26.17	28.17	28.63	32.59	43.07	40.31	38.33	41.38	48.38	44.71	54.33	125.36	50.95	48.03	44.56	44.79	53.75	39.41	33.62	34.38	42.03	48.99
Minnesota Hub	25.00	22.43	20.46	20.45	20.44	23.57	24.78	27.77	35.80	36.44	38.06	41.96	49.55	49.83	55.71	127.16	52.82	52.10	48.01	46.13	55.28	40.89	34.09	33.60	40.93	49.48
Wisconsin PS	26.89	25.13	24.24	23.94	24.17	26.67	27.34	29.05	33.89	36.31	38.38	42.06	49.41	48.94	55.09	129.47	80.88	76.57	76.30	53.37	75.86	51.73	33.42	33.77	46.78	56.92
Forecasted Load (GW)	65.3	62.1	60.1	59.2	60.0	62.8	66.0	69.2	72.1	75.6	78.9	81.7	84.0	86.0	87.2	87.9	88.0	87.2	85.1	82.6	81.4	78.1	73.5	67.3		
Forecast Error %	-2.5%	-2.5%	-3.6%	-4.0%	-4.2%	-3.9%	-4.0%	-2.4%	-1.0%	-1.1%	-0.9%	-0.7%	-0.7%	-0.6%	-0.7%	-0.9%	-0.9%	-0.6%	-0.5%	-0.8%	-0.7%	0.0%	-1.3%	-0.5%		





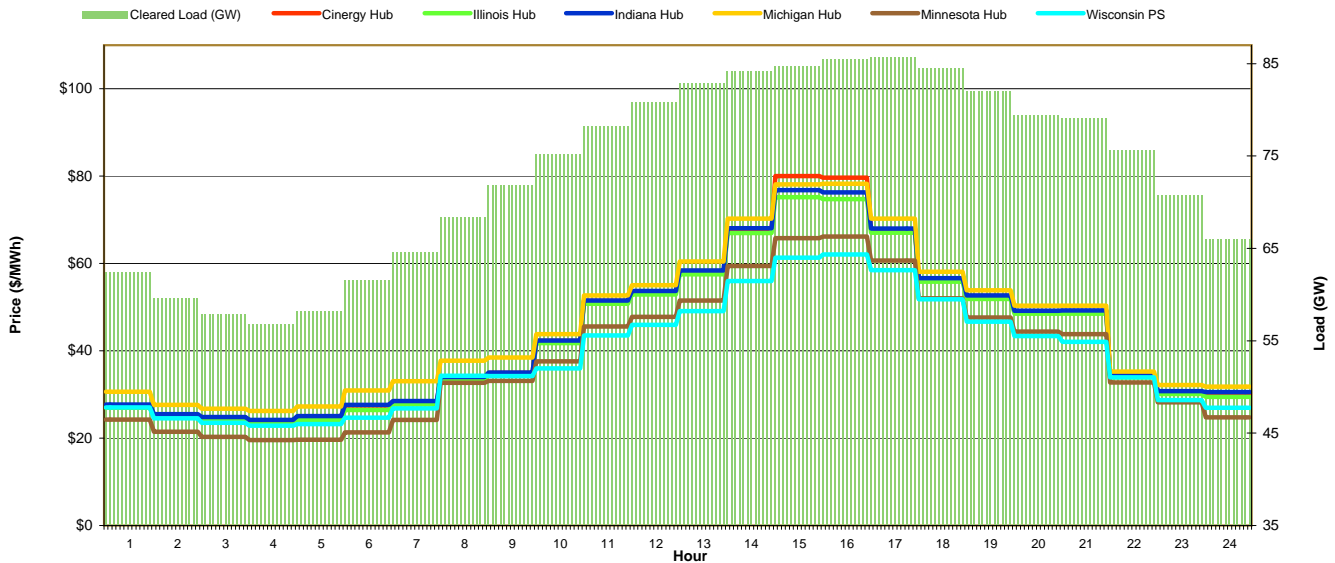
# MISO Daily Report

Friday August 5, 2011

Price	<=0	>=100	>=200
Forecast Error %	0-4.9%	5-9.9%	>=10%

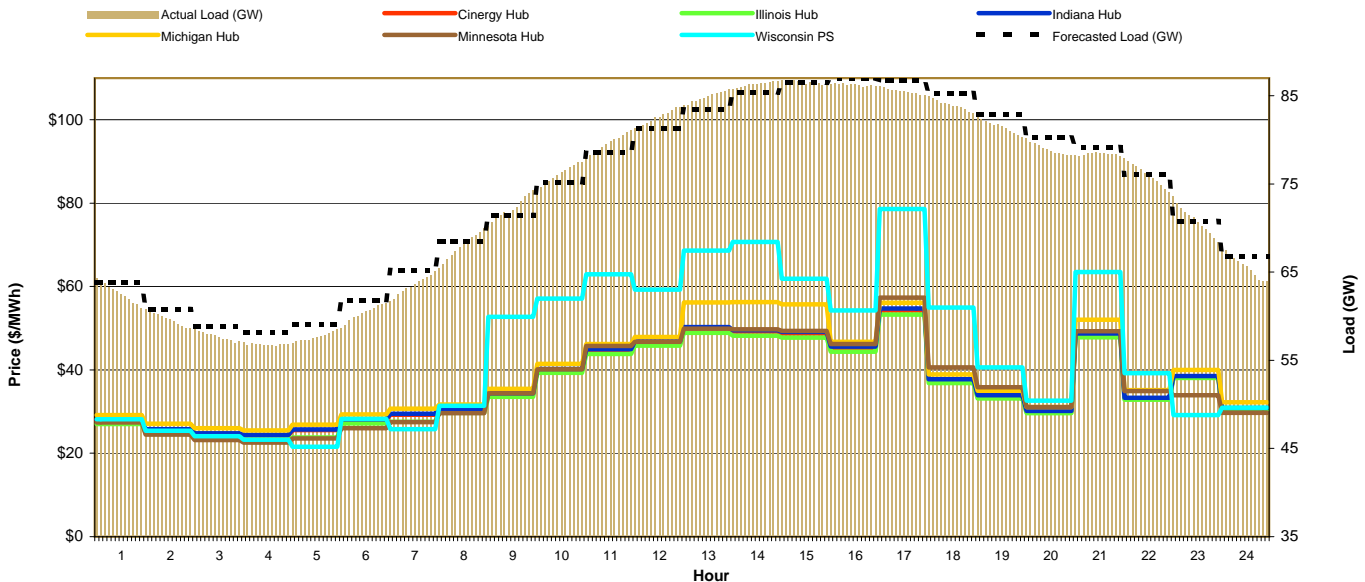
## Day-Ahead Prices and Cleared Load

Hour Ending:																									Avg. Hr \$	
	1	2	3	4	5	6	7	8	9	10	11	12	13	14	15	16	17	18	19	20	21	22	23	24	All	On Pk
Cinergy Hub	27.57	25.33	24.67	24.05	24.91	27.45	28.43	33.93	34.95	42.27	51.42	53.59	58.28	67.89	80.03	79.64	67.87	56.54	52.53	49.08	49.11	34.36	30.63	30.36	43.95	52.63
Illinois Hub	26.98	24.76	24.06	23.43	24.19	26.42	27.67	33.52	34.52	41.75	50.79	52.93	57.55	67.00	75.22	74.72	67.03	55.85	51.89	48.48	48.51	33.95	30.14	29.46	42.95	51.49
Indiana Hub	27.73	25.47	24.81	24.18	25.05	27.61	28.51	34.01	35.03	42.37	51.54	53.72	58.42	68.05	76.80	76.28	68.03	56.67	52.66	49.19	49.22	34.44	30.81	30.54	43.80	52.33
Michigan Hub	30.65	27.63	26.76	26.20	27.26	30.90	33.03	37.71	38.45	43.79	52.71	55.01	60.47	70.27	78.09	78.29	70.29	58.10	53.86	50.31	50.34	35.23	32.18	31.83	45.81	54.07
Minnesota Hub	24.26	21.48	20.28	19.58	19.62	21.36	24.21	32.72	33.16	37.59	45.58	47.79	51.53	59.43	65.81	66.18	60.66	52.03	47.66	44.43	43.84	32.77	28.20	24.79	38.54	46.84
Wisconsin PS	27.08	24.54	23.56	22.84	23.20	24.68	26.80	34.27	34.22	36.00	43.50	45.99	49.09	56.01	61.37	62.08	58.47	51.78	46.66	43.38	42.09	33.95	28.75	26.97	38.63	45.47
Cleared Load (GW)	62.4	59.6	57.9	56.8	58.3	61.6	64.6	68.4	71.9	75.2	78.3	80.8	82.9	84.2	84.7	85.5	85.7	84.6	82.0	79.4	79.1	75.7	70.8	6.6		



## Preliminary Real-Time Prices with Forecasted and Actual System Load

Hour Ending:																									Avg. Hr \$	
	1	2	3	4	5	6	7	8	9	10	11	12	13	14	15	16	17	18	19	20	21	22	23	24	All	On Pk
Cinergy Hub	27.73	25.64	24.65	24.27	25.56	27.98	29.26	30.38	34.18	40.02	44.71	46.61	49.99	49.20	48.76	45.31	54.25	37.56	33.72	29.97	48.39	33.13	38.33	30.65	36.68	41.53
Illinois Hub	27.04	24.81	23.81	23.29	23.78	27.21	27.58	29.74	33.54	39.29	43.80	45.82	48.90	48.18	47.74	44.36	53.31	36.87	33.17	29.60	47.79	32.83	38.05	30.36	35.87	40.81
Indiana Hub	27.93	25.80	24.79	24.38	25.69	28.14	29.44	30.56	34.36	40.25	44.97	46.84	50.25	49.54	49.12	45.62	54.70	37.80	33.94	30.15	48.71	33.35	38.57	30.89	36.91	41.80
Michigan Hub	29.16	27.10	25.99	25.49	26.87	29.35	30.69	31.71	35.49	41.48	46.18	47.91	56.19	56.23	55.72	46.72	56.11	38.90	35.02	31.10	52.05	35.12	40.01	32.24	38.87	44.12
Minnesota Hub	27.39	24.51	23.15	22.58	23.59	26.04	27.47	29.62	34.38	40.11	45.74	46.75	49.87	49.77	49.36	46.22	57.35	40.58	35.82	31.09	49.27	34.93	33.95	29.68	36.63	42.18
Wisconsin PS	28.16	25.39	24.07	23.29	21.59	28.25	25.77	31.41	52.71	57.13	62.98	59.27	68.63	70.69	61.86	54.28	78.59	54.94	40.64	32.66	63.51	39.22	29.16	30.95	44.38	53.60
Forecasted Load (GW)	63.8	60.8	58.9	58.1	59.0	61.8	65.2	68.5	71.5	75.2	78.5	81.3	83.5	85.4	86.5	87.0	86.7	85.3	82.9	80.3	79.2	76.1	70.8	66.7		
Forecast Error %	-1.8%	-1.8%	-2.0%	-2.3%	-2.5%	-2.5%	-2.8%	-0.9%	1.0%	1.2%	1.3%	1.5%	1.6%	1.1%	0.0%	-0.9%	-1.4%	-1.6%	-1.7%	-1.0%	0.0%	0.2%	-1.5%			





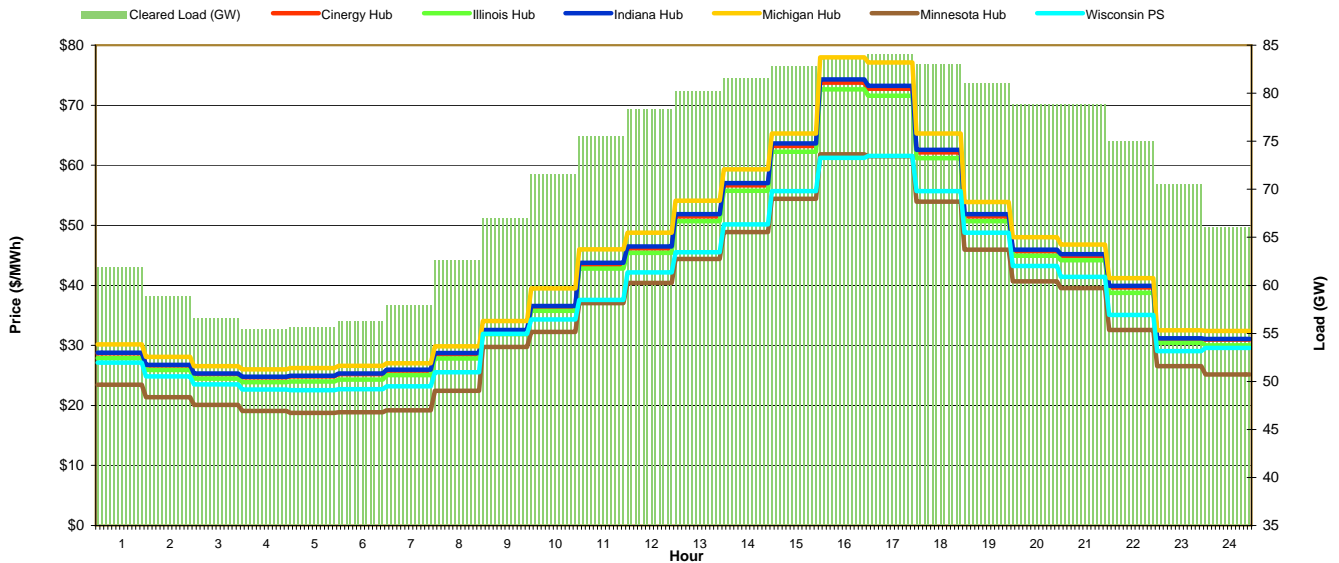
# MISO Daily Report

Saturday August 6, 2011

Price	<=0	>=100	>=200
Forecast Error %	0-4.9%	5-9.9%	>=10%

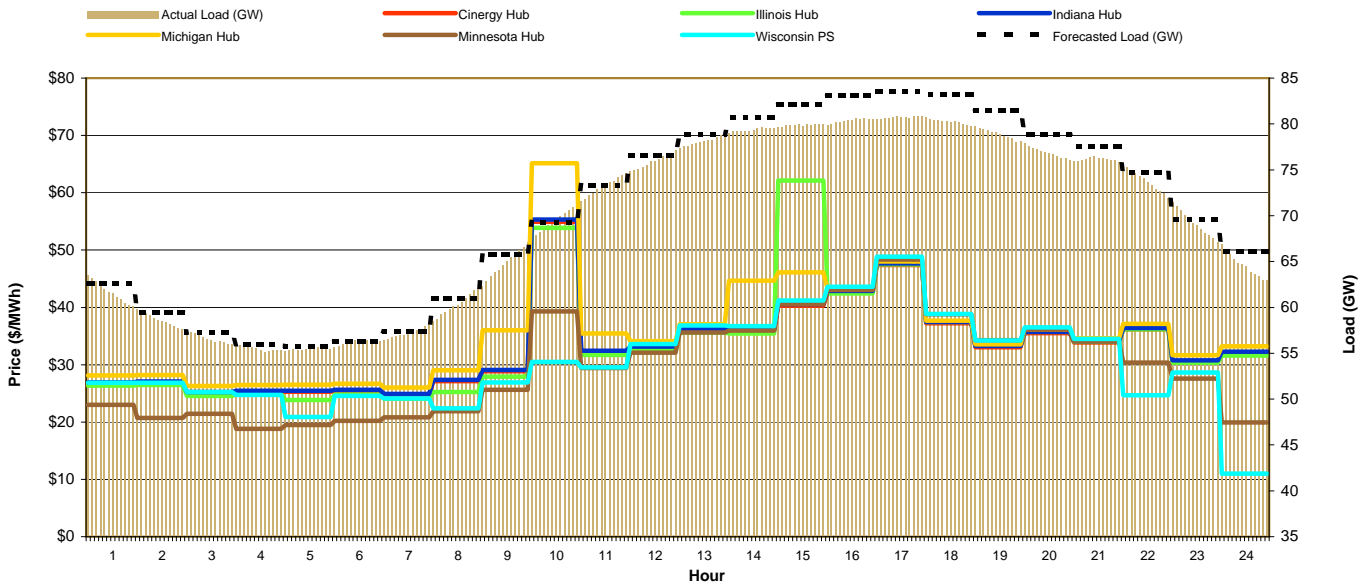
## Day-Ahead Prices and Cleared Load

Hour Ending:																									Avg. Hr \$	
	1	2	3	4	5	6	7	8	9	10	11	12	13	14	15	16	17	18	19	20	21	22	23	24	All	On Pk
Cinergy Hub	28.67	26.66	25.22	24.70	24.85	25.22	25.79	28.54	32.35	36.30	43.46	46.14	51.49	56.63	63.21	73.79	72.73	62.14	51.51	45.65	44.88	39.67	31.07	30.95	41.32	48.72
Illinois Hub	27.88	25.89	24.46	23.90	24.00	24.32	25.03	27.81	31.86	35.74	42.79	45.43	50.70	55.75	62.23	72.65	71.58	61.16	50.71	44.93	44.18	38.76	30.42	30.00	40.51	47.92
Indiana Hub	28.76	26.74	25.30	24.79	24.94	25.30	25.97	28.74	32.58	36.55	43.76	46.46	51.85	57.02	63.64	74.30	73.23	62.56	51.87	45.96	45.19	39.93	31.16	31.05	41.57	49.05
Michigan Hub	30.17	28.07	26.56	26.03	26.20	26.59	27.01	29.86	34.04	39.51	46.02	48.77	54.09	59.31	65.30	77.97	77.10	65.30	53.88	48.04	46.77	41.20	32.53	32.38	43.45	51.23
Minnesota Hub	23.44	21.39	20.07	19.10	18.78	18.85	19.21	22.44	29.74	32.25	37.03	40.39	44.38	48.89	54.44	61.85	61.50	53.95	45.92	40.69	39.54	32.54	26.55	25.15	34.92	42.01
Wisconsin PS	27.14	24.83	23.53	22.68	22.53	22.72	23.20	25.55	31.94	34.32	37.55	42.14	45.52	50.16	55.68	61.27	61.58	55.70	48.78	43.23	41.42	35.10	29.04	29.60	37.30	43.68
Cleared Load (GW)	61.9	58.9	56.6	55.5	55.6	56.3	57.9	62.7	67.0	71.6	75.5	78.4	80.2	81.6	82.9	83.9	84.0	83.0	81.1	78.9	78.9	75.0	70.6	6.6		



## Preliminary Real-Time Prices with Forecasted and Actual System Load

Hour Ending:																									Avg. Hr \$	
	1	2	3	4	5	6	7	8	9	10	11	12	13	14	15	16	17	18	19	20	21	22	23	24	All	On Pk
Cinergy Hub	26.68	26.86	25.02	25.25	25.30	25.41	24.69	27.13	28.88	54.91	32.17	32.90	35.93	35.84	40.28	42.57	47.42	37.21	33.05	35.49	33.91	36.18	30.58	32.04	33.15	36.53
Illinois Hub	26.35	26.46	24.58	24.83	23.86	24.80	24.08	25.25	27.94	53.87	31.72	32.53	35.61	35.44	62.12	42.45	47.50	37.45	33.34	35.73	33.99	36.16	30.35	31.62	33.67	37.59
Indiana Hub	26.90	27.07	25.22	25.43	25.48	25.61	24.89	27.33	29.10	55.33	32.43	33.15	36.21	36.11	40.60	42.85	47.70	37.45	33.25	35.71	34.12	36.38	30.76	32.25	33.39	36.78
Michigan Hub	28.12	28.22	26.32	26.48	26.54	26.67	26.03	29.03	35.99	65.15	35.45	34.09	37.08	44.64	46.10	43.23	48.00	37.67	33.54	36.11	34.59	37.10	31.65	33.19	35.46	39.34
Minnesota Hub	22.99	20.73	21.41	18.83	19.51	20.22	20.81	21.88	25.65	39.29	29.40	32.11	35.63	35.95	40.57	43.03	48.35	38.79	34.27	36.13	34.03	30.35	27.58	19.93	29.89	34.56
Wisconsin PS	26.87	26.86	25.23	24.72	20.88	24.59	24.12	22.40	26.93	30.46	29.55	33.60	36.83	36.74	41.21	43.63	48.86	38.84	34.22	36.49	34.48	24.70	28.66	10.99	30.49	34.22
Forecasted Load (GW)	62.6	59.4	57.3	55.9	55.7	56.2	57.4	60.9	65.8	69.3	73.3	76.5	78.9	80.7	82.1	83.1	83.6	83.2	81.4	78.8	77.6	74.7	69.6	66.1		
Forecast Error %	-1.5%	-1.4%	-1.1%	-0.7%	-0.5%	0.0%	-0.3%	-1.1%	-1.5%	0.2%	-0.2%	-0.8%	-1.0%	-1.7%	-2.8%	-3.4%	-3.5%	-3.6%	-3.2%	-2.5%	-1.8%	-1.2%	-0.6%	-2.3%		





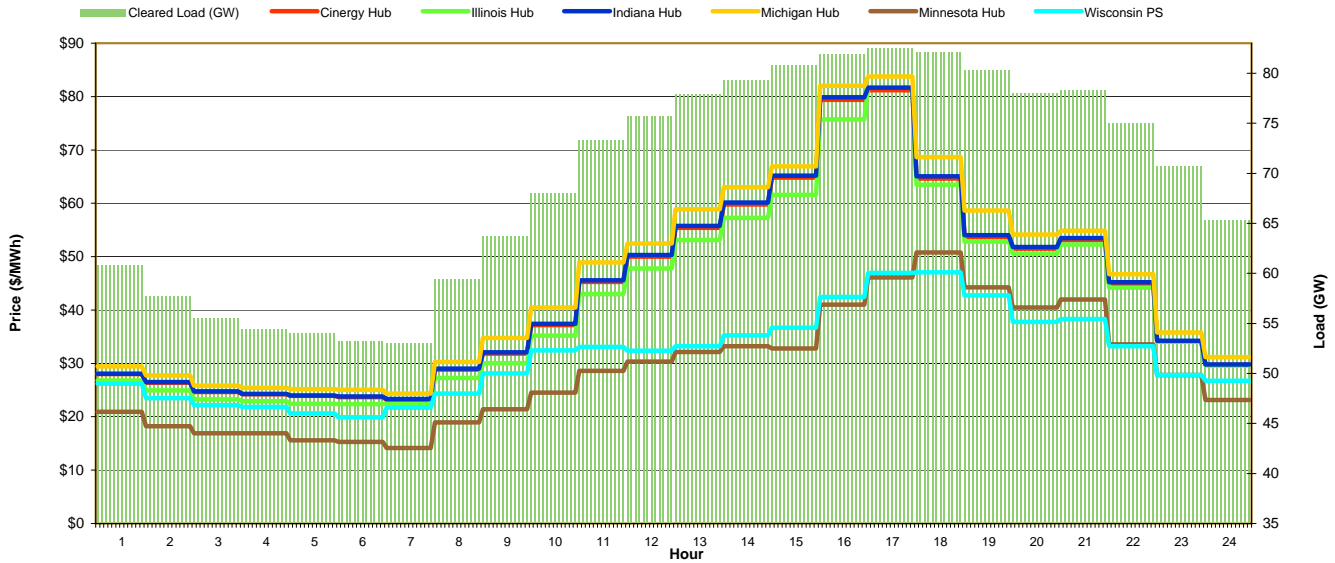
# MISO Daily Report

Sunday August 7, 2011

Price	<=0	>=100	>=200
Forecast Error %	0-4.9%	5-9.9%	>=10%

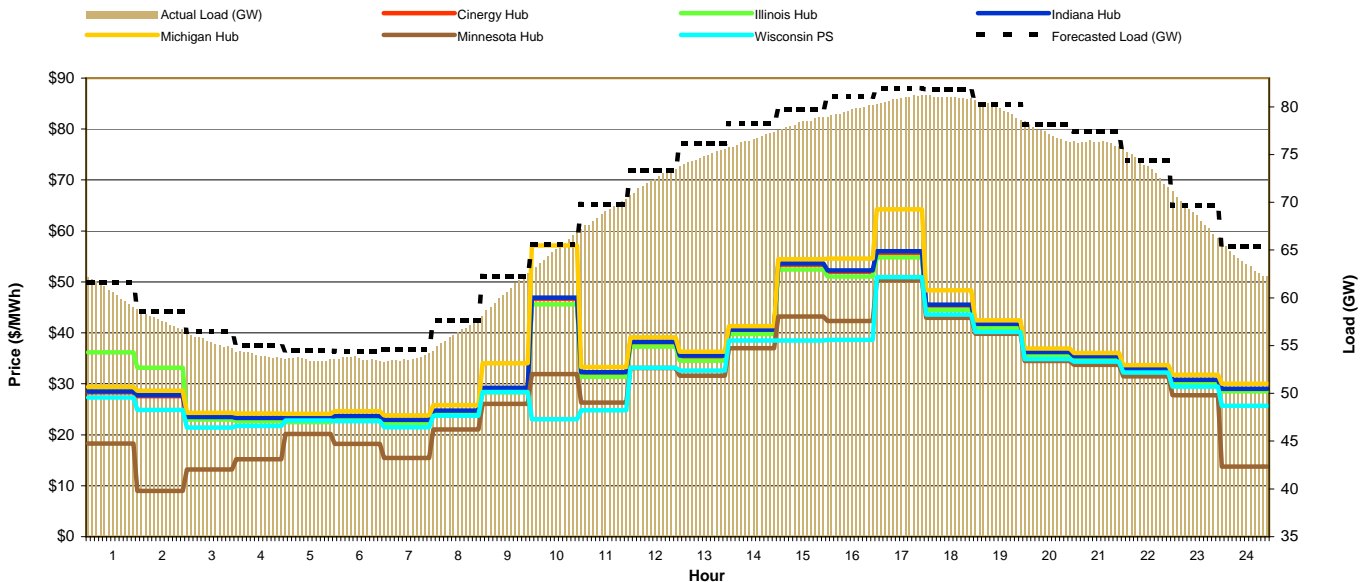
## Day-Ahead Prices and Cleared Load

Hour Ending:																									Avg. Hr \$	
	1	2	3	4	5	6	7	8	9	10	11	12	13	14	15	16	17	18	19	20	21	22	23	24	All	On Pk
Cinergy Hub	28.00	26.41	24.67	24.23	23.92	23.70	23.17	28.83	31.83	37.17	45.27	50.00	55.40	59.76	64.80	79.37	81.18	64.63	53.68	51.49	53.11	44.88	34.11	29.72	43.31	52.22
Illinois Hub	26.82	24.93	23.29	22.90	22.40	22.38	22.45	27.30	30.05	35.17	43.00	47.76	53.11	57.29	61.59	75.70	81.65	63.52	52.83	50.57	52.27	44.22	34.06	29.60	41.87	50.63
Indiana Hub	28.09	26.49	24.74	24.31	24.00	23.78	23.33	29.04	32.05	37.44	45.59	50.31	55.75	60.13	65.19	79.85	81.68	65.06	54.04	51.83	53.46	45.18	34.22	29.81	43.56	52.55
Michigan Hub	29.46	27.75	25.85	25.45	25.17	25.04	24.32	30.28	34.77	40.47	48.90	52.47	58.86	62.99	66.92	82.02	83.74	68.68	58.62	54.12	54.88	46.72	35.77	31.16	45.60	55.01
Minnesota Hub	20.94	18.20	16.90	16.92	15.59	15.26	14.17	18.96	21.40	24.51	28.61	30.31	32.15	33.23	32.78	41.02	46.11	50.79	44.26	40.47	41.97	33.55	27.80	23.14	28.71	34.25
Wisconsin PS	26.19	23.52	22.20	21.83	20.66	19.89	21.71	24.35	28.14	32.46	33.12	32.38	33.23	35.28	36.72	42.45	46.95	47.10	42.77	37.80	38.32	33.23	27.83	26.76	31.45	35.76
Cleared Load (GW)	60.9	57.7	55.5	54.4	54.0	53.2	53.0	59.5	63.7	68.0	73.3	75.7	77.9	79.3	80.8	81.9	82.5	82.2	80.3	78.0	78.3	75.0	70.7	6.5		



## Preliminary Real-Time Prices with Forecasted and Actual System Load

Hour Ending:																									Avg. Hr \$	
	1	2	3	4	5	6	7	8	9	10	11	12	13	14	15	16	17	18	19	20	21	22	23	24	All	On Pk
Cinergy Hub	28.31	27.58	23.34	23.18	23.10	23.54	22.81	24.65	29.03	46.67	32.09	37.99	35.32	40.46	53.41	52.02	55.72	45.25	41.54	36.01	35.19	32.72	30.62	28.88	34.56	39.29
Illinois Hub	36.18	33.16	22.99	22.69	22.46	23.02	22.37	24.03	28.33	45.60	31.42	37.33	34.56	39.76	52.42	51.06	54.80	44.55	40.96	35.51	34.68	32.31	30.01	28.49	34.53	38.58
Indiana Hub	28.51	27.76	23.48	23.31	23.22	23.66	22.92	24.77	29.19	46.94	32.28	38.22	35.52	40.64	53.65	52.26	56.00	45.51	41.78	36.23	35.41	32.93	30.79	29.03	34.75	39.51
Michigan Hub	29.42	28.67	24.31	24.16	24.13	24.61	23.79	25.80	34.04	57.15	33.30	39.13	36.31	41.34	54.44	54.56	64.28	48.37	42.44	36.94	36.08	33.67	31.77	30.02	36.61	41.85
Minnesota Hub	18.26	8.95	13.16	15.17	20.19	18.19	15.47	21.01	26.07	31.91	26.32	33.12	31.60	37.01	43.19	42.31	50.31	42.97	39.82	34.51	33.71	31.46	27.77	13.77	28.18	34.57
Wisconsin PS	27.33	24.85	21.43	21.73	22.82	22.66	21.51	23.73	28.37	23.05	24.78	33.14	32.59	38.53	38.49	38.64	50.96	43.59	40.17	34.83	34.34	32.21	29.43	25.67	30.62	34.18
Forecasted Load (GW)	61.6	58.6	56.4	55.0	54.5	54.4	54.6	57.6	62.3	65.6	69.8	73.3	76.2	78.2	79.7	81.0	82.0	81.8	80.2	78.2	77.4	74.4	69.7	65.4		
Forecast Error %	-1.6%	-1.6%	-1.8%	-1.9%	-1.8%	-1.5%	-1.8%	-2.6%	-3.0%	-1.1%	-1.4%	-1.5%	-1.9%	-2.1%	-1.8%	-1.8%	-1.4%	-0.9%	-1.2%	-1.5%	-0.8%	-0.8%	-2.5%			





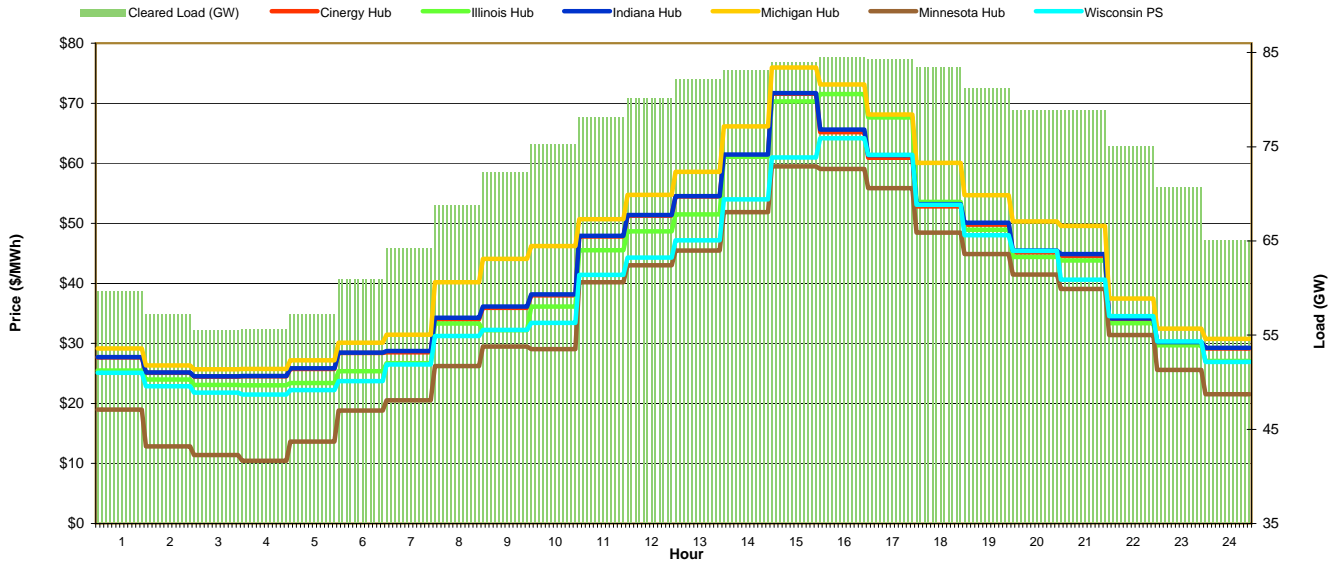
# MISO Daily Report

Monday August 8, 2011

Price	<=0	>=100	>=200
Forecast Error %	0-4.9%	5-9.9%	>=10%

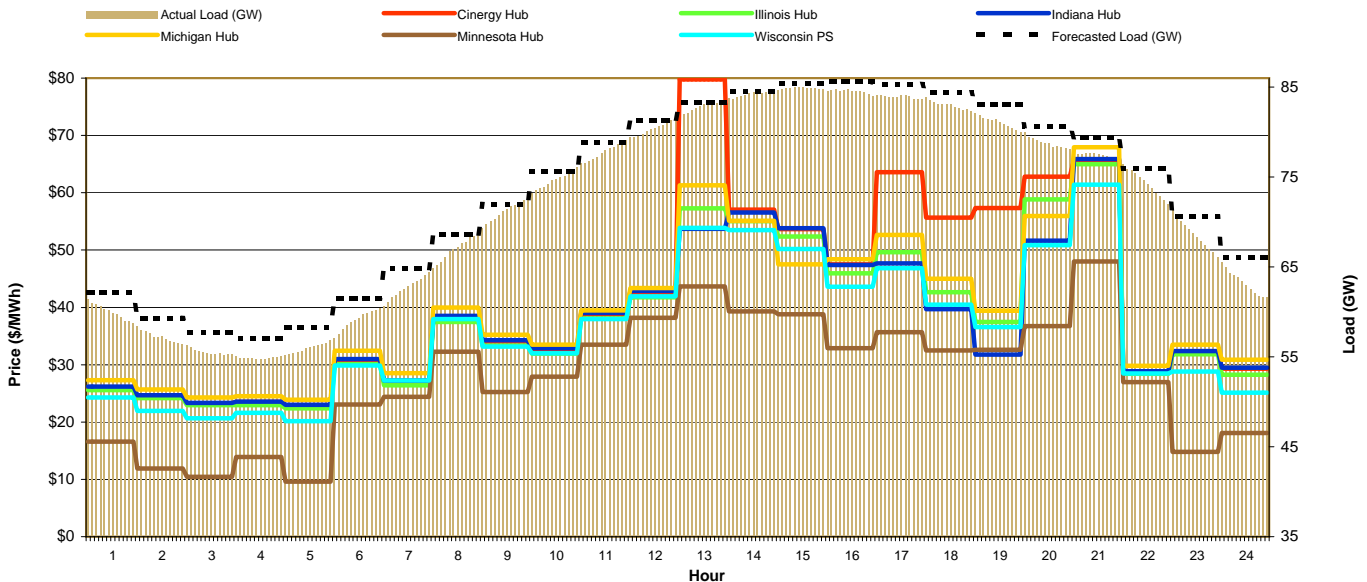
## Day-Ahead Prices and Cleared Load

Hour Ending:																									Avg. Hr \$	
	1	2	3	4	5	6	7	8	9	10	11	12	13	14	15	16	17	18	19	20	21	22	23	24	All	On Pk
Cinergy Hub	27.64	25.10	24.45	24.54	25.76	28.39	28.53	34.01	35.90	38.00	47.80	51.28	54.46	61.31	71.59	65.16	60.92	52.84	49.76	45.16	44.57	33.91	30.13	29.18	41.27	48.55
Illinois Hub	25.47	23.98	23.08	23.01	23.40	25.38	26.71	33.29	32.20	36.11	45.54	48.64	51.50	61.09	70.32	71.53	67.61	53.55	48.94	44.40	43.83	33.37	29.69	27.07	40.40	48.23
Indiana Hub	27.73	25.17	24.52	24.59	25.83	28.48	28.72	34.26	36.16	38.18	47.92	51.38	54.55	61.47	71.66	65.62	61.35	53.21	50.10	45.48	44.88	34.15	30.21	29.25	41.45	48.79
Michigan Hub	29.17	26.33	25.67	25.75	27.16	30.11	31.46	40.17	44.07	46.20	50.66	54.74	58.56	66.15	75.94	73.13	68.13	60.04	54.70	50.31	49.55	37.45	32.48	30.77	45.36	53.89
Minnesota Hub	18.99	12.84	11.42	10.47	13.67	18.84	20.52	26.23	29.49	29.07	40.18	43.03	45.45	51.84	59.49	59.07	55.88	48.44	44.88	41.45	39.07	31.39	25.57	21.55	33.28	41.91
Wisconsin PS	25.09	22.85	21.79	21.48	22.21	23.71	26.48	31.23	32.27	33.44	41.39	44.27	47.19	53.99	60.97	64.19	61.40	53.06	48.05	45.44	40.61	34.56	30.31	26.93	38.03	45.14
Cleared Load (GW)	59.7	57.3	55.6	55.7	57.3	61.0	64.2	68.8	72.3	75.3	78.2	80.2	82.2	83.1	84.0	84.5	84.3	83.5	81.3	78.9	78.9	75.1	70.8	6.5		



## Preliminary Real-Time Prices with Forecasted and Actual System Load

Hour Ending:																									Avg. Hr \$	
	1	2	3	4	5	6	7	8	9	10	11	12	13	14	15	16	17	18	19	20	21	22	23	24	All	On Pk
Cinergy Hub	26.03	24.57	23.28	23.49	22.92	30.87	27.09	38.33	34.07	32.69	38.81	42.62	79.77	57.04	53.64	47.49	63.56	55.65	57.34	62.82	65.65	28.68	32.22	29.31	41.58	49.40
Illinois Hub	25.57	24.17	22.95	22.96	22.41	30.11	26.38	37.45	33.31	31.94	38.05	41.74	57.28	55.07	52.38	45.96	49.63	42.65	37.47	58.82	64.99	28.39	31.83	28.23	37.91	44.19
Indiana Hub	26.18	24.68	23.36	23.57	23.00	31.01	27.23	38.53	34.25	32.88	39.03	42.85	53.70	56.55	53.83	47.39	47.69	39.71	31.77	51.64	65.88	28.84	32.38	29.50	37.73	43.56
Michigan Hub	27.32	25.66	24.26	24.50	23.88	32.41	28.51	39.98	35.22	33.50	39.49	43.37	61.30	55.11	47.51	48.42	52.64	44.99	39.41	55.95	67.94	29.81	33.49	30.86	39.40	45.51
Minnesota Hub	16.57	11.91	10.44	13.92	9.59	23.04	24.40	32.26	25.21	27.92	33.51	38.20	43.68	39.29	38.82	32.86	36.70	32.47	32.61	36.71	48.01	26.97	14.82	18.08	27.79	33.69
Wisconsin PS	24.29	21.95	20.64	21.59	20.16	29.85	27.23	37.97	33.18	32.02	37.96	41.93	53.88	53.50	50.20	43.62	46.84	40.47	36.58	50.86	61.44	28.49	28.81	25.14	36.19	42.36
Forecasted Load (GW)	62.2	59.3	57.7	57.0	58.3	61.5	64.9	68.6	72.0	75.6	78.8	81.3	83.3	84.6	85.4	85.6	85.3	84.4	83.0	80.7	79.4	75.9	70.6	66.0		
Forecast Error %	-3.6%	-3.6%	-3.9%	-3.9%	-4.1%	-4.1%	-3.6%	-2.5%	-1.2%	-1.3%	-1.2%	-0.6%	-0.4%	-0.6%	-1.3%	-1.6%	-1.7%	-2.4%	-2.4%	-2.5%	-2.2%	-2.9%	-4.4%			







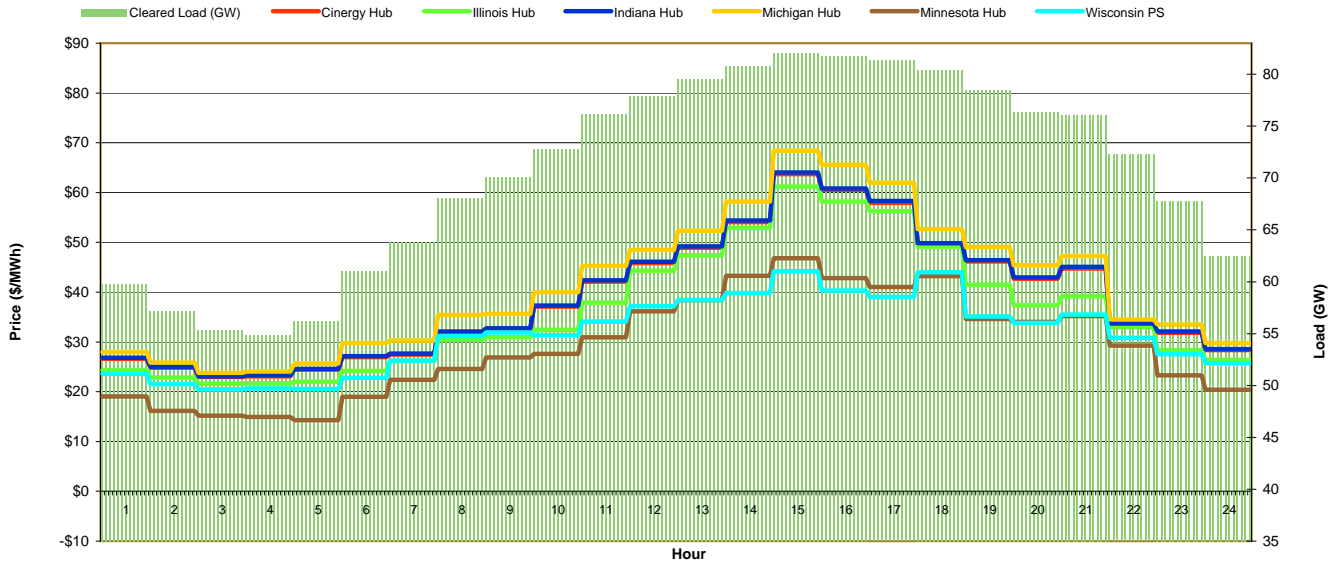
# MISO Daily Report

Tuesday August 9, 2011

Price	<=0	>=100	>=200
Forecast Error %	0-4.9%	5-9.9%	>=10%

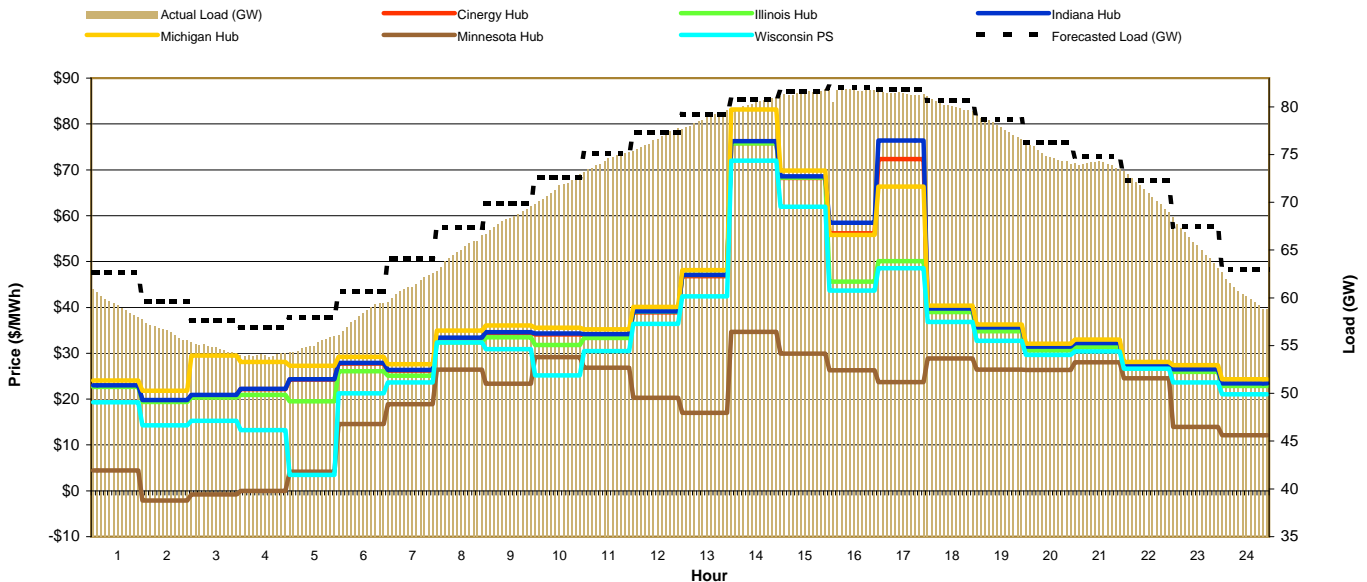
## Day-Ahead Prices and Cleared Load

Hour Ending:																									Avg. Hr \$	
	1	2	3	4	5	6	7	8	9	10	11	12	13	14	15	16	17	18	19	20	21	22	23	24	All	On Pk
Cinergy Hub	26.64	24.86	22.97	23.10	24.43	26.96	27.47	31.92	32.58	37.11	42.12	45.85	48.95	54.10	63.71	60.54	57.94	49.55	46.14	42.71	44.75	33.44	31.85	28.34	38.67	45.20
Illinois Hub	24.33	22.82	21.62	21.70	22.00	24.16	26.19	30.43	30.92	32.43	37.85	44.33	47.42	52.89	61.23	58.16	56.24	49.10	41.49	37.38	39.18	33.01	28.38	26.35	36.23	42.53
Indiana Hub	26.83	25.03	23.12	23.26	24.60	27.16	27.63	32.10	32.76	37.31	42.35	46.09	49.21	54.37	64.03	60.84	58.32	49.84	46.42	42.98	45.07	33.67	32.07	28.54	38.90	45.46
Michigan Hub	27.98	25.89	23.80	24.05	25.68	29.77	30.30	35.46	35.64	40.00	45.29	48.50	52.32	58.20	68.41	65.60	61.95	52.63	49.08	45.38	47.27	34.55	33.54	29.77	41.29	48.36
Minnesota Hub	19.07	16.13	15.21	14.94	14.32	18.98	22.36	24.57	26.87	27.62	30.93	36.15	38.38	43.30	46.83	42.82	41.03	43.24	34.63	34.04	35.15	29.26	23.30	20.37	29.15	34.88
Wisconsin PS	23.63	21.56	20.46	20.69	20.52	22.76	26.25	31.22	31.90	31.36	34.07	37.18	38.39	39.81	44.18	40.34	39.04	43.98	35.12	33.84	35.48	30.82	27.55	25.75	31.49	35.89
Cleared Load (GW)	59.8	57.2	55.4	54.9	56.3	61.0	63.9	68.1	70.1	72.8	76.2	77.9	79.5	80.8	82.1	81.8	81.3	80.4	78.5	76.4	76.1	72.3	67.8	62.2		



## Preliminary Real-Time Prices with Forecasted and Actual System Load

Hour Ending:																									Avg. Hr \$	
	1	2	3	4	5	6	7	8	9	10	11	12	13	14	15	16	17	18	19	20	21	22	23	24	All	On Pk
Cinergy Hub	22.90	19.73	20.82	22.16	24.25	27.78	26.20	33.24	34.39	34.10	33.96	38.89	46.77	75.81	68.20	56.15	72.31	39.55	35.40	31.21	31.97	27.12	26.34	23.30	36.36	42.84
Illinois Hub	22.66	19.38	20.36	20.88	19.55	26.05	25.12	32.37	33.45	31.78	33.36	39.07	47.05	75.77	68.33	45.61	50.06	39.01	34.79	30.59	31.30	26.70	25.96	22.89	34.25	40.33
Indiana Hub	23.01	19.81	20.89	22.23	24.36	27.90	26.34	33.41	34.58	34.30	34.18	39.13	47.05	76.23	68.57	58.48	76.42	39.79	35.63	31.43	32.19	27.30	26.50	23.44	36.80	43.45
Michigan Hub	24.02	21.81	29.51	28.13	27.27	29.20	27.60	34.96	36.04	35.54	35.25	40.09	48.10	83.15	69.81	55.82	66.34	40.41	36.25	32.06	32.97	28.12	27.40	24.34	38.09	43.99
Minnesota Hub	4.46	-2.13	-0.81	0.01	4.15	14.59	18.86	26.46	23.38	29.14	26.88	20.29	17.01	34.67	29.89	26.27	23.73	28.90	26.46	26.37	28.01	24.55	13.96	12.11	19.05	25.37
Wisconsin PS	19.33	14.30	15.28	13.23	3.48	21.24	23.63	32.34	30.89	25.21	30.51	36.39	42.42	72.02	61.98	43.66	48.52	36.86	32.72	29.62	30.41	26.63	23.65	21.07	30.64	37.74
Forecasted Load (GW)	62.6	59.6	57.7	56.9	57.9	60.7	64.1	67.3	69.8	72.6	75.1	77.3	79.2	80.8	81.6	82.1	81.8	80.7	78.6	76.2	74.8	72.2	67.5	63.0		
Forecast Error %	-5.6%	-5.4%	-5.3%	-5.4%	-5.3%	-4.5%	-4.9%	-4.0%	-2.4%	-1.8%	-1.2%	-1.0%	-0.6%	-0.6%	-0.2%	-0.5%	-0.7%	-0.9%	-1.7%	-1.1%	-1.6%	-2.8%	-4.3%			





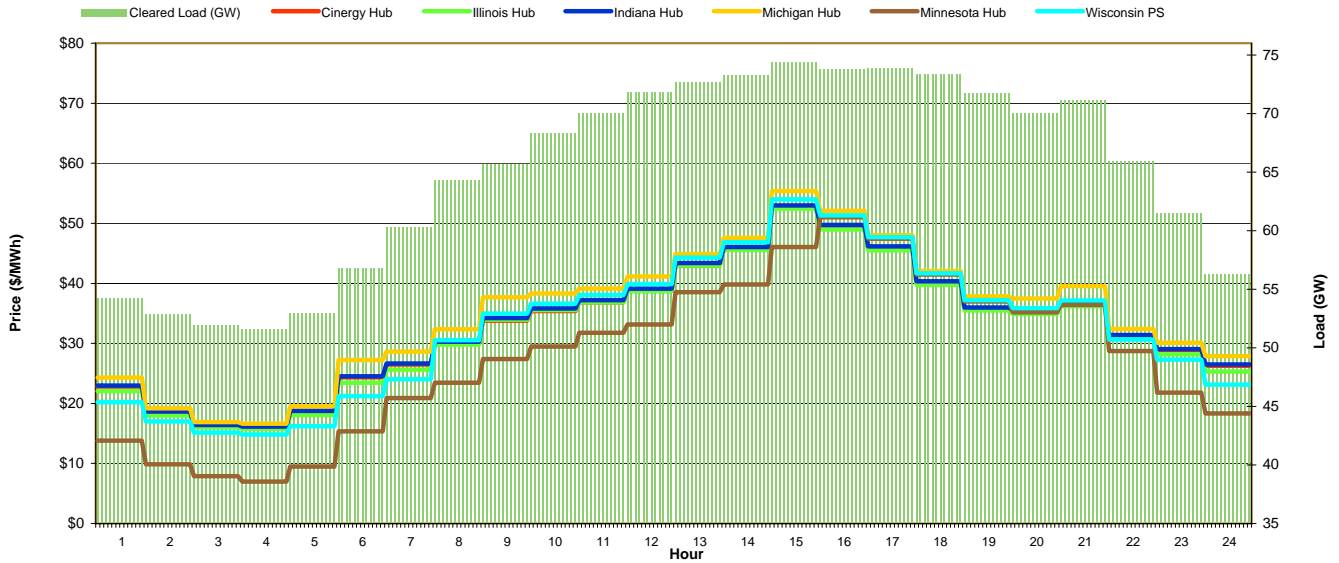
# MISO Daily Report

Wednesday August 10, 2011

Price	<=0	>=100	>=200
Forecast Error %	0-4.9%	5-9.9%	>=10%

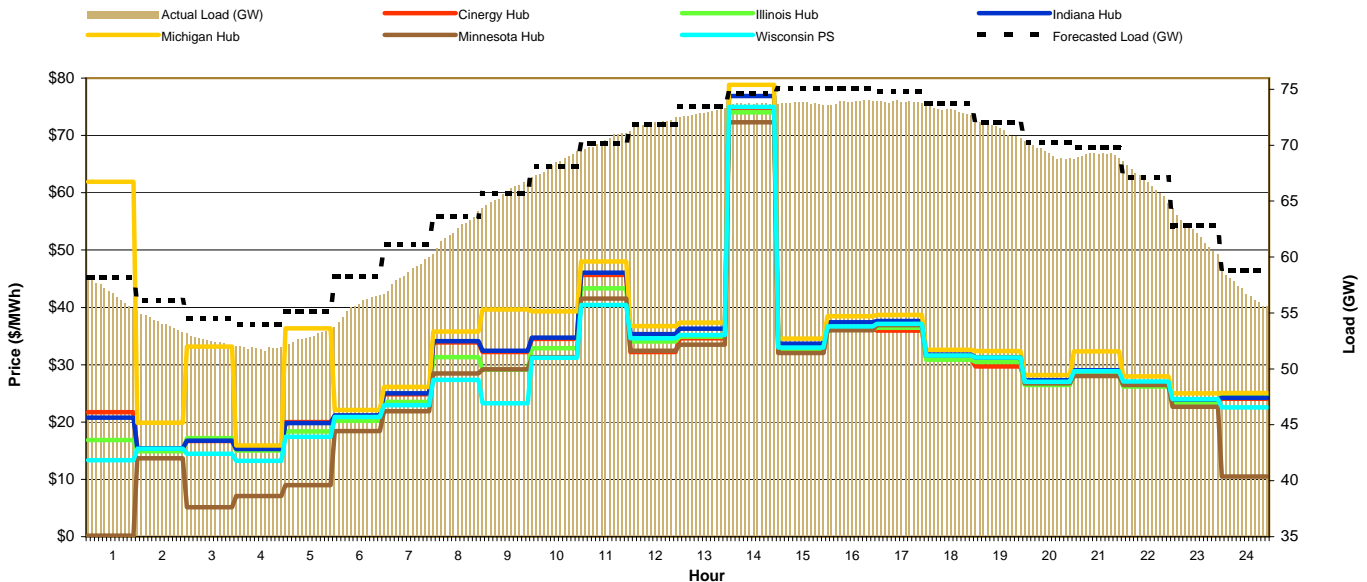
## Day-Ahead Prices and Cleared Load

Hour Ending:																									Avg. Hr \$	
	1	2	3	4	5	6	7	8	9	10	11	12	13	14	15	16	17	18	19	20	21	22	23	24	All	On Pk
Cinergy Hub	22.83	18.54	16.30	16.04	18.66	24.34	26.48	30.10	33.77	35.40	36.85	38.76	42.96	45.66	52.58	49.33	45.80	40.01	35.75	35.24	36.57	31.03	28.78	26.30	32.84	38.66
Illinois Hub	22.06	18.00	16.02	15.80	18.08	23.45	25.65	29.78	33.97	35.54	36.84	38.72	42.98	45.58	52.44	48.99	45.51	39.77	35.48	34.91	36.20	30.74	28.17	25.30	32.50	38.48
Indiana Hub	22.97	18.64	16.39	16.13	18.78	24.51	26.63	30.26	34.21	35.81	37.20	39.10	43.38	46.04	52.99	49.71	46.16	40.33	36.00	35.54	36.87	31.38	29.03	26.48	33.11	39.00
Michigan Hub	24.28	19.19	16.91	16.64	19.51	27.25	28.60	32.34	37.70	38.33	39.11	41.14	44.86	47.61	55.37	52.07	48.01	42.03	37.83	37.45	39.56	32.40	30.12	27.85	34.84	41.00
Minnesota Hub	13.83	9.87	7.89	6.99	9.47	15.36	20.90	23.47	27.37	29.49	31.76	33.14	38.55	39.80	46.06	51.02	47.42	41.45	36.97	35.20	36.40	28.73	21.81	18.33	27.97	35.54
Wisconsin PS	20.19	17.00	15.12	14.80	16.21	21.23	24.04	30.57	34.95	36.60	38.04	39.89	44.30	46.85	53.99	51.31	47.70	41.69	37.19	35.89	37.15	30.67	27.30	23.15	32.74	39.63
Cleared Load (GW)	54.3	52.9	52.0	51.6	53.0	56.8	60.4	64.3	65.7	68.3	70.1	71.8	72.7	73.3	74.4	73.8	73.8	73.4	71.8	70.1	71.1	65.9	61.5	5.6		



## Preliminary Real-Time Prices with Forecasted and Actual System Load

Hour Ending:																									Avg. Hr \$	
	1	2	3	4	5	6	7	8	9	10	11	12	13	14	15	16	17	18	19	20	21	22	23	24	All	On Pk
Cinergy Hub	21.74	15.33	16.68	15.24	19.97	21.03	24.86	33.90	32.23	34.48	45.67	32.20	34.64	74.74	32.08	36.31	35.96	31.14	29.69	27.00	28.72	26.62	23.78	24.08	29.92	34.95
Illinois Hub	16.88	14.89	17.21	15.01	18.35	20.21	23.52	31.30	29.13	32.86	43.33	34.06	34.88	74.04	32.45	36.15	36.46	30.88	30.46	26.48	28.16	26.21	23.37	24.79	29.21	34.39
Indiana Hub	20.76	15.43	16.77	15.31	19.81	21.15	25.00	34.10	32.44	34.72	46.03	35.33	36.26	76.90	33.67	37.43	37.65	31.79	31.27	27.32	29.03	26.86	23.94	24.21	30.55	35.92
Michigan Hub	61.93	19.90	33.17	15.90	36.33	22.11	26.14	35.80	39.64	39.28	47.99	36.74	37.37	78.85	34.56	38.44	38.67	32.63	32.36	28.22	32.34	27.98	25.01	25.07	35.27	37.87
Minnesota Hub	0.16	13.66	5.14	7.09	8.97	18.41	21.90	28.49	29.18	31.30	41.56	32.42	33.52	72.28	32.02	36.00	36.89	31.59	31.31	26.75	28.05	26.45	22.65	10.49	26.10	33.78
Wisconsin PS	13.33	15.35	14.48	13.21	17.41	20.86	22.93	27.36	23.29	31.21	40.43	34.62	35.19	74.97	32.99	36.68	37.14	31.59	31.25	27.03	28.85	27.09	24.02	22.58	28.49	33.98
Forecasted Load (GW)	58.2	56.2	54.5	54.0	55.1	58.2	61.1	63.6	65.7	68.1	70.1	71.8	73.4	74.6	75.0	75.1	74.8	73.8	72.1	70.3	69.8	67.1	62.8	58.8		
Forecast Error %	-2.4%	-3.6%	-3.6%	-4.0%	-4.3%	-4.9%	-4.6%	-2.1%	0.0%	0.3%	0.4%	0.1%	-0.8%	-1.2%	-1.7%	-1.7%	-1.2%	-0.8%	-0.8%	-1.3%	-0.9%	-0.5%	-0.9%	-3.1%		





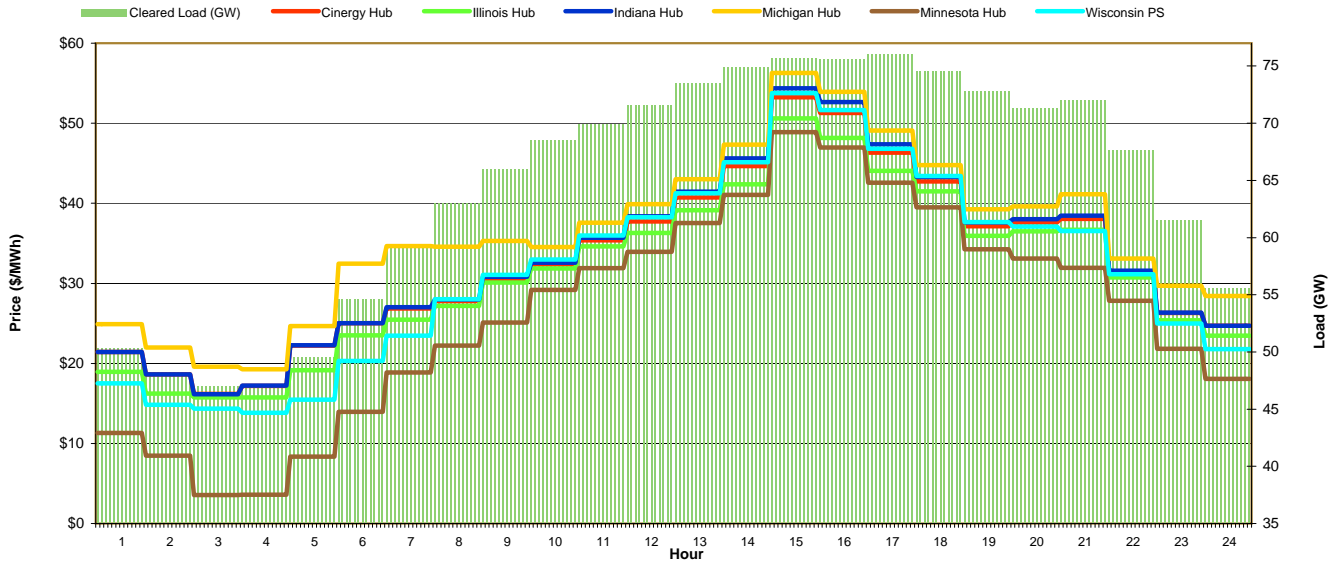
# MISO Daily Report

Thursday August 11, 2011

Price	<=0	>=100	>=200
Forecast Error %	0-4.9%	5-9.9%	>=10%

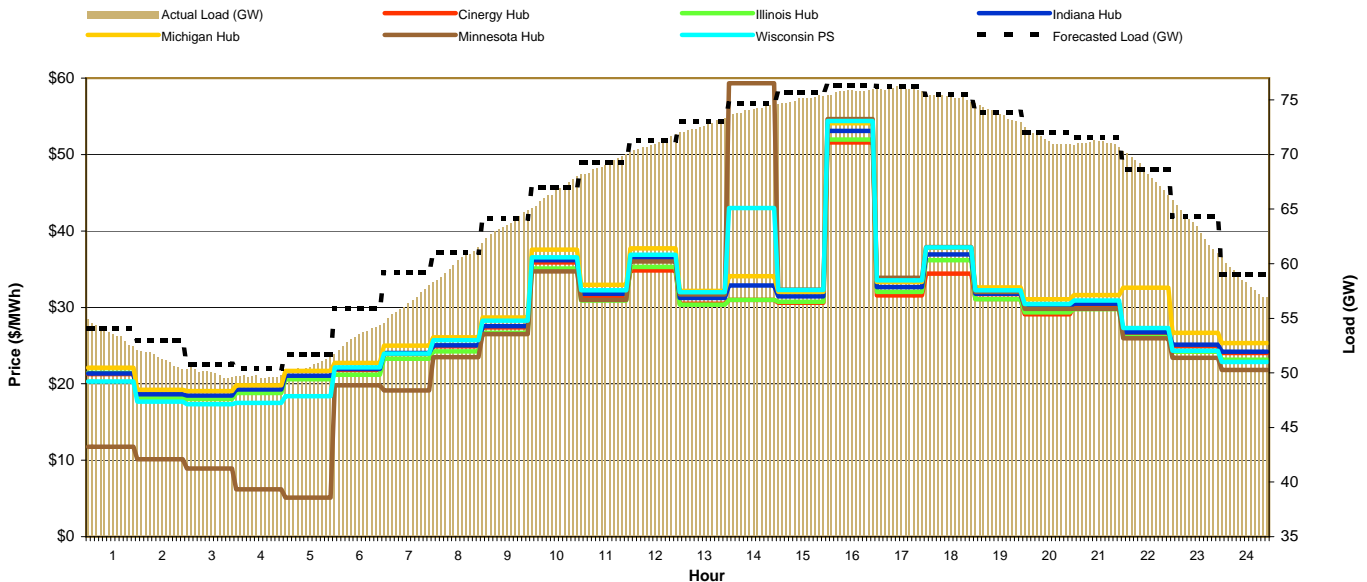
## Day-Ahead Prices and Cleared Load

Hour Ending:																									Avg. Hr \$	
	1	2	3	4	5	6	7	8	9	10	11	12	13	14	15	16	17	18	19	20	21	22	23	24	All	On Pk
Cinergy Hub	21.42	18.63	16.19	17.20	22.23	25.01	26.87	27.77	30.56	32.36	35.37	37.74	40.75	44.64	53.23	51.29	46.34	42.73	37.12	37.62	38.04	31.35	26.32	24.69	32.73	38.33
Illinois Hub	18.96	16.21	15.73	15.75	19.16	23.51	25.48	27.18	30.10	31.85	34.61	36.30	39.13	42.38	50.62	48.18	44.04	41.49	35.92	36.51	36.70	30.74	25.39	23.48	31.23	36.95
Indiana Hub	21.44	18.64	16.15	17.21	22.28	25.04	27.01	27.99	30.82	32.59	35.71	38.36	41.46	45.61	54.37	52.64	47.35	43.29	37.63	38.02	38.46	31.59	26.36	24.72	33.11	38.89
Michigan Hub	24.92	21.98	19.57	19.28	24.66	32.46	34.66	34.56	35.30	34.53	37.56	39.89	43.01	47.34	56.30	53.94	49.10	44.79	39.26	39.60	41.12	33.08	29.70	28.42	36.04	41.19
Minnesota Hub	11.30	8.46	3.55	3.61	8.36	13.95	18.87	22.23	25.11	29.18	31.88	33.93	37.53	41.06	48.90	46.97	42.56	39.49	34.27	33.09	31.94	27.83	21.83	18.06	26.42	34.24
Wisconsin PS	17.51	14.83	14.35	13.84	15.48	20.29	23.48	28.01	31.07	32.98	35.99	38.26	41.27	45.14	53.77	51.65	46.80	43.40	37.67	37.12	36.52	31.15	24.97	21.79	31.55	38.48
Cleared Load (GW)	50.3	48.3	47.0	47.1	49.6	54.7	59.3	63.0	66.0	68.6	70.0	71.6	73.5	74.9	75.7	75.6	76.1	74.6	72.9	71.3	72.0	67.6	61.6	5.6		



## Preliminary Real-Time Prices with Forecasted and Actual System Load

Hour Ending:																									Avg. Hr \$	
	1	2	3	4	5	6	7	8	9	10	11	12	13	14	15	16	17	18	19	20	21	22	23	24	All	On Pk
Cinergy Hub	21.26	18.52	18.38	19.16	20.98	21.80	23.91	24.90	27.37	35.89	31.48	34.85	30.49	30.97	30.62	51.57	31.59	34.41	31.11	29.09	30.13	26.49	24.92	24.04	28.08	31.62
Illinois Hub	21.43	18.12	18.00	18.82	20.62	21.17	23.30	24.26	26.69	35.08	30.90	35.31	30.37	31.00	30.74	51.98	32.01	36.17	31.08	29.35	29.77	26.14	24.19	23.14	27.90	31.57
Indiana Hub	21.37	18.62	18.48	19.26	21.07	21.93	24.04	25.04	27.55	36.16	31.77	36.36	31.23	32.85	31.46	53.09	32.65	36.93	31.78	30.06	30.47	26.75	25.13	24.22	28.68	32.46
Michigan Hub	22.11	19.22	19.04	19.82	21.67	22.73	25.00	26.09	28.67	37.54	32.97	37.72	32.14	34.09	32.03	54.08	33.32	37.81	32.61	31.05	31.63	32.56	26.66	25.34	29.83	33.81
Minnesota Hub	11.78	10.14	8.91	6.18	5.12	19.80	19.14	23.48	26.51	34.70	30.98	36.02	31.70	59.32	32.31	54.65	33.88	37.90	32.05	29.80	29.83	25.98	23.41	21.83	26.89	33.91
Wisconsin PS	20.32	17.67	17.34	17.52	18.37	22.14	23.95	25.71	28.27	36.54	32.26	36.91	31.98	43.01	32.27	54.39	33.53	37.87	32.23	30.43	30.90	27.30	24.35	22.85	29.09	33.62
Forecasted Load (GW)	54.0	53.0	50.8	50.4	51.7	55.9	59.2	61.0	64.1	67.0	69.3	71.3	73.1	74.6	75.7	76.3	76.3	75.5	73.9	72.0	71.6	68.6	64.4	59.0		
Forecast Error %	-0.7%	-3.2%	-1.6%	-1.5%	-2.1%	-4.9%	-5.1%	-1.8%	-1.0%	-0.6%	-0.4%	-0.5%	-0.6%	-0.7%	-0.8%	-0.7%	-0.3%	-0.3%	-0.2%	-0.8%	-0.7%	-0.3%	-1.5%	-0.9%		





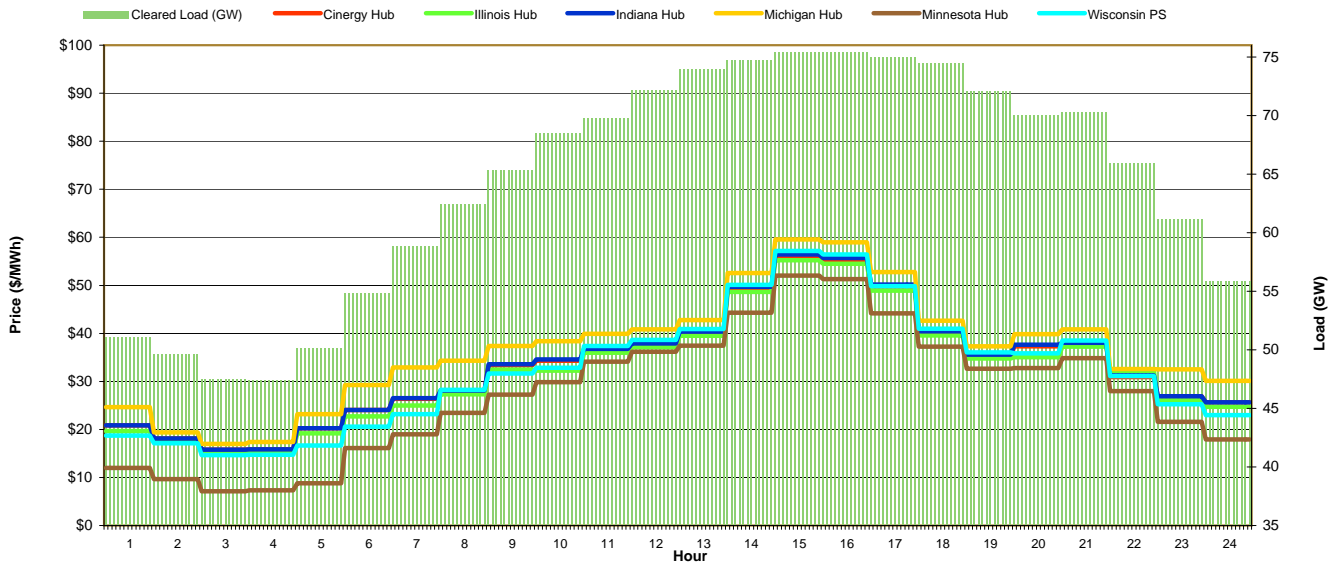
# MISO Daily Report

Friday August 12, 2011

Price	<=0	>=100	>=200
Forecast Error %	0-4.9%	5-9.9%	>=10%

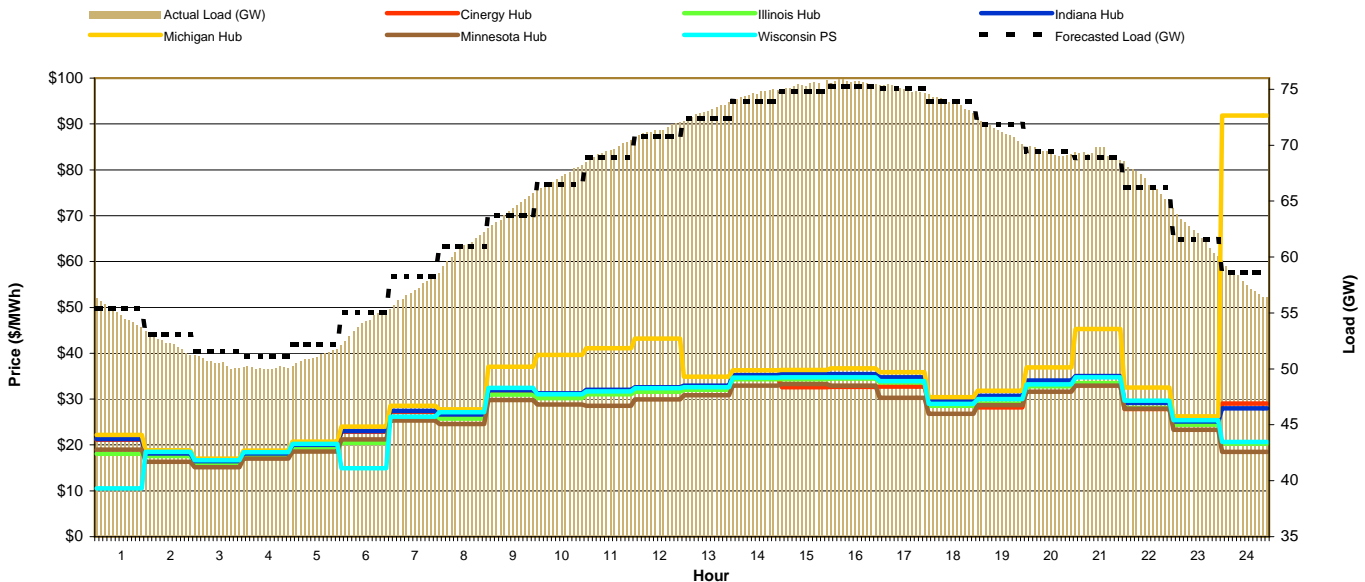
## Day-Ahead Prices and Cleared Load

Hour Ending:																									Avg. Hr \$	
	1	2	3	4	5	6	7	8	9	10	11	12	13	14	15	16	17	18	19	20	21	22	23	24	All	On Pk
Cinergy Hub	20.84	18.10	15.79	15.87	20.27	24.07	26.39	27.96	33.37	34.32	36.34	37.25	39.96	49.35	56.00	55.26	49.76	40.00	35.19	37.34	37.77	30.94	26.93	25.67	33.11	39.23
Illinois Hub	19.66	17.69	15.39	15.43	19.16	22.70	24.97	27.30	32.43	32.26	35.98	37.14	39.54	48.65	55.20	54.49	48.92	39.57	34.80	35.06	37.22	32.09	26.04	24.73	32.35	38.54
Indiana Hub	20.83	18.11	15.80	15.87	20.28	24.08	26.51	28.13	33.61	34.58	36.76	37.88	40.39	49.72	56.45	55.71	50.16	40.43	35.56	37.67	38.06	31.22	26.94	25.68	33.35	39.58
Michigan Hub	24.63	19.42	16.96	17.37	23.19	29.24	32.93	34.33	37.39	38.38	39.92	40.81	42.75	52.57	59.53	58.93	52.76	42.62	37.31	39.84	40.86	32.57	32.50	30.09	36.54	42.69
Minnesota Hub	12.01	9.65	7.14	7.31	8.82	16.11	19.00	23.47	27.27	29.85	34.14	36.20	37.44	44.30	52.00	51.30	44.17	37.26	32.67	32.80	34.85	27.95	21.56	17.89	27.72	35.45
Wisconsin PS	18.74	17.12	14.67	14.73	16.69	20.61	23.20	28.24	31.68	32.86	37.38	38.61	40.93	50.13	57.14	56.40	49.81	40.97	36.03	35.87	38.49	31.11	25.23	22.99	32.48	39.43
Cleared Load (GW)	51.1	49.7	47.5	47.4	50.1	54.9	58.8	62.5	65.4	68.5	69.8	72.1	73.9	74.7	75.5	75.4	75.0	74.4	72.1	70.0	70.3	66.0	61.2	5.6		



## Preliminary Real-Time Prices with Forecasted and Actual System Load

Hour Ending:																									Avg. Hr \$	
	1	2	3	4	5	6	7	8	9	10	11	12	13	14	15	16	17	18	19	20	21	22	23	24	All	On Pk
Cinergy Hub	21.13	18.01	16.32	18.04	19.86	22.86	27.21	26.42	31.67	30.88	31.65	31.72	32.52	34.76	32.61	32.67	32.72	28.70	28.16	33.18	32.99	27.83	24.91	29.00	27.74	30.84
Illinois Hub	18.06	17.59	15.93	17.61	19.34	20.43	26.02	25.73	30.95	30.23	31.02	31.64	32.04	34.30	34.30	34.46	33.63	28.55	29.01	32.78	33.50	28.08	24.39	20.34	27.08	30.91
Indiana Hub	21.30	18.14	16.44	18.17	20.01	23.04	27.42	26.63	31.95	31.23	32.02	32.62	32.93	35.25	35.50	35.47	34.78	29.61	30.73	34.03	35.02	29.17	25.15	27.96	28.52	32.01
Michigan Hub	22.22	18.81	17.00	18.75	20.73	23.98	28.54	27.78	37.03	39.65	41.13	43.22	34.86	36.32	36.36	36.68	35.84	30.42	31.81	36.94	45.28	32.51	26.23	91.87	33.92	35.75
Minnesota Hub	18.99	16.35	15.16	17.02	18.59	21.21	25.34	24.54	29.83	28.85	28.56	29.91	30.87	32.95	33.27	32.92	30.27	26.77	28.65	31.63	32.92	27.89	23.31	18.52	26.01	29.57
Wisconsin PS	10.53	18.47	16.70	18.46	20.24	14.91	26.16	27.14	32.44	31.03	31.67	32.41	32.61	34.69	34.76	34.75	33.89	28.94	30.00	33.24	34.78	29.63	25.42	20.66	27.23	31.71
Forecasted Load (GW)	55.4	53.1	51.6	51.1	52.2	55.1	58.3	61.0	63.7	66.5	68.9	70.8	72.4	73.9	74.8	75.2	75.1	73.9	71.9	69.5	68.9	66.2	61.6	58.6		
Forecast Error %	-0.9%	-1.4%	-2.0%	-2.0%	-2.2%	-2.4%	-0.5%	0.7%	0.9%	0.9%	0.8%	0.8%	0.9%	0.7%	0.6%	0.0%	-0.1%	-0.8%	-0.1%	0.6%	0.8%	1.0%	-1.5%			





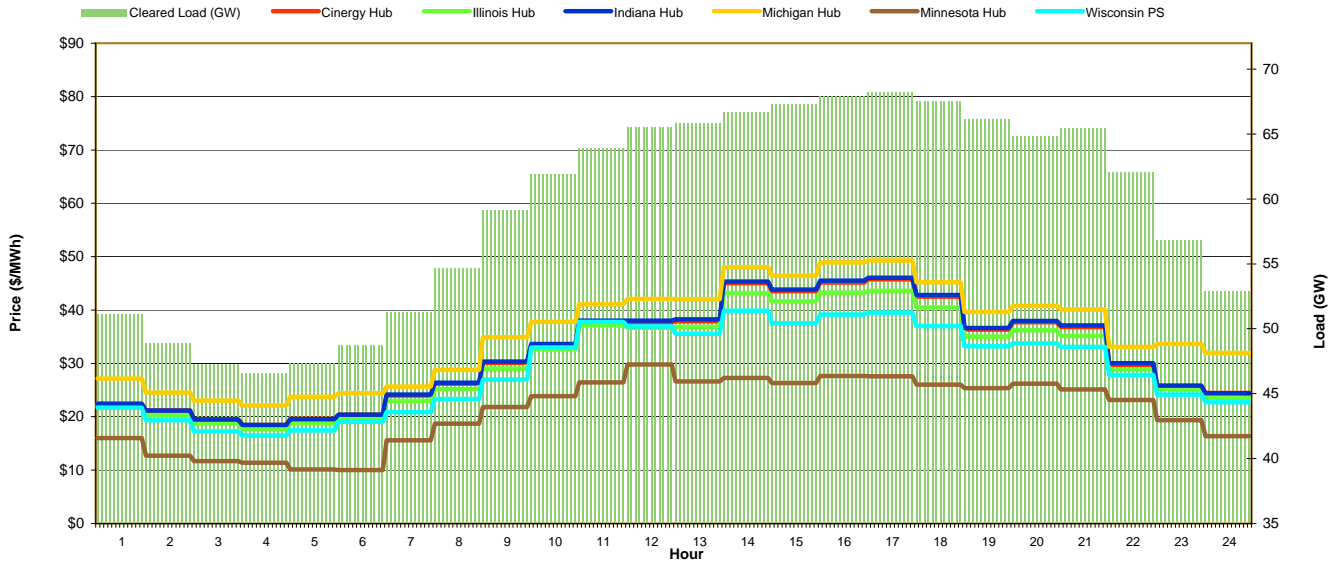
# MISO Daily Report

Saturday August 13, 2011

Price	<=0	>=100	>=200
Forecast Error %	0-4.9%	5-9.9%	>=10%

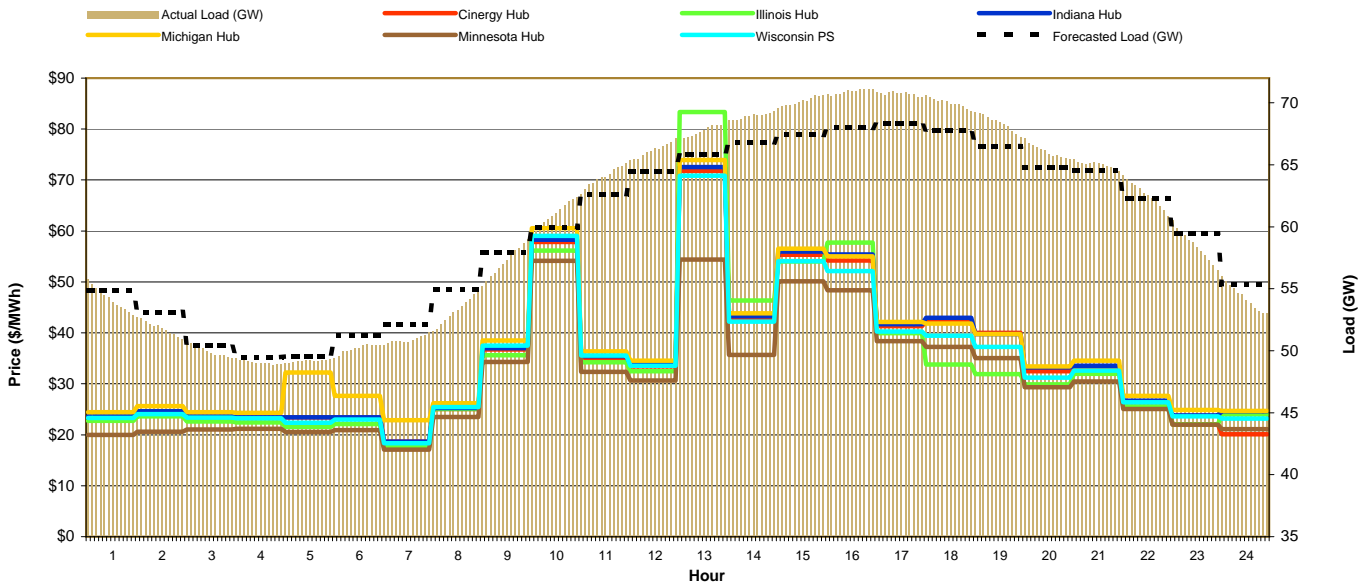
## Day-Ahead Prices and Cleared Load

Hour Ending:																									Avg. Hr \$	
	1	2	3	4	5	6	7	8	9	10	11	12	13	14	15	16	17	18	19	20	21	22	23	24	All	On Pk
Cinergy Hub	22.45	21.17	19.52	18.49	19.60	20.41	24.00	26.19	30.10	33.41	37.72	37.68	37.91	45.05	43.56	45.12	45.76	42.53	36.33	37.72	36.82	29.69	25.73	24.49	31.73	36.96
Illinois Hub	22.00	20.35	18.79	17.75	18.77	19.82	22.96	25.20	29.01	32.65	37.13	36.67	36.79	43.18	41.63	43.21	43.59	40.48	35.00	36.20	35.14	28.86	25.18	23.56	30.58	35.62
Indiana Hub	22.43	21.16	19.50	18.46	19.56	20.39	24.15	26.37	30.31	33.64	38.00	38.00	38.24	45.33	43.82	45.48	46.04	42.79	36.65	37.98	37.11	30.03	25.84	24.43	31.90	37.23
Michigan Hub	27.16	24.55	23.05	22.10	23.77	24.41	25.64	28.81	34.89	37.79	41.10	42.09	42.02	48.03	46.38	48.93	49.26	45.22	39.66	40.78	40.09	33.10	33.63	31.98	35.60	40.74
Minnesota Hub	16.03	12.74	11.71	11.42	10.15	10.02	15.59	18.72	21.81	23.84	26.42	29.80	26.63	27.29	26.34	27.64	27.58	26.01	25.37	26.18	25.12	23.17	19.34	16.36	21.05	25.08
Wisconsin PS	21.71	19.38	17.24	16.47	17.47	19.06	20.87	23.30	27.01	32.99	37.75	36.94	35.57	39.86	37.54	39.15	39.53	37.00	33.19	33.77	33.11	27.81	24.15	22.72	28.90	33.66
Cleared Load (GW)	51.1	48.9	47.3	46.6	47.4	48.8	51.3	54.7	59.1	62.0	63.9	65.6	65.8	66.7	67.3	67.9	68.2	67.5	66.1	64.9	65.5	62.1	56.8	5.3		



## Preliminary Real-Time Prices with Forecasted and Actual System Load

Hour Ending:																									Avg. Hr \$	
	1	2	3	4	5	6	7	8	9	10	11	12	13	14	15	16	17	18	19	20	21	22	23	24	All	On Pk
Cinergy Hub	23.41	24.44	23.43	23.28	23.42	23.34	18.63	25.08	36.75	57.83	34.98	32.58	71.76	42.83	55.36	54.18	41.33	42.25	40.03	32.45	32.89	26.40	22.05	20.07	34.53	40.55
Illinois Hub	22.76	23.60	22.60	22.43	21.57	22.11	17.56	25.07	35.59	56.15	34.22	32.45	83.33	46.35	54.02	57.72	39.95	33.76	31.91	29.88	31.94	25.59	22.05	23.98	34.02	40.00
Indiana Hub	23.59	24.62	23.60	23.43	23.41	23.42	18.67	25.23	37.02	58.29	35.42	33.83	72.51	43.30	55.95	55.42	41.72	42.98	39.77	33.20	33.52	26.69	23.82	24.60	35.17	41.17
Michigan Hub	24.42	25.63	24.46	24.31	32.23	27.65	22.87	26.22	38.52	60.56	36.39	34.52	73.92	43.83	56.51	55.00	42.15	41.80	39.78	33.44	34.55	27.63	24.86	24.70	36.50	41.86
Minnesota Hub	20.00	20.58	21.05	21.16	20.53	20.94	17.09	23.50	34.27	54.14	32.36	30.64	54.40	35.65	50.10	48.36	38.36	37.27	35.03	29.34	30.47	25.03	22.01	21.13	30.98	36.31
Wisconsin PS	23.28	24.08	23.34	23.27	22.39	22.97	18.34	25.45	37.49	59.03	35.57	33.55	70.87	42.22	54.10	52.14	40.29	39.47	37.26	31.23	32.59	26.36	23.64	23.15	34.25	40.08
Forecasted Load (GW)	54.9	53.1	50.4	49.5	49.6	51.2	52.1	54.9	57.9	60.0	62.6	64.4	65.8	66.8	67.4	68.0	68.3	67.8	66.5	64.8	64.5	62.3	59.4	55.4		
Forecast Error %	-1.3%	-2.5%	-0.8%	-0.9%	-0.8%	-2.2%	-2.4%	-3.2%	-1.4%	1.6%	2.2%	2.6%	2.8%	3.0%	3.8%	4.1%	3.4%	3.2%	2.8%	1.9%	0.8%	0.6%	-1.6%	-1.9%		





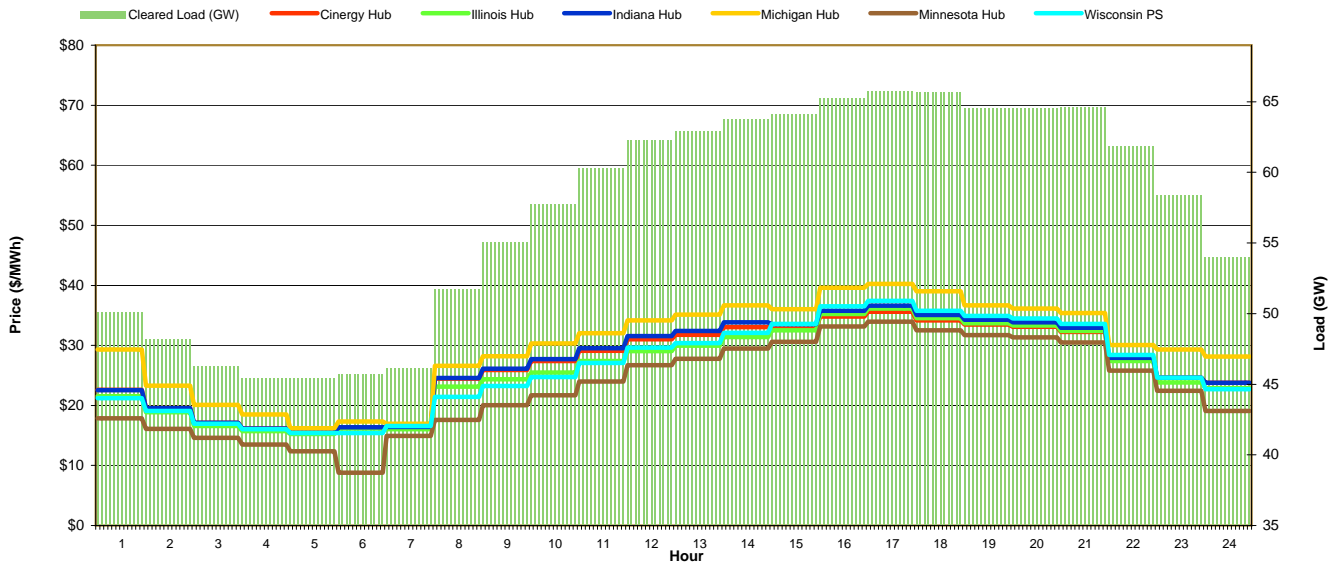
# MISO Daily Report

Sunday August 14, 2011

Price	<=0	>=100	>=200
Forecast Error %	0-4.9%	5-9.9%	>=10%

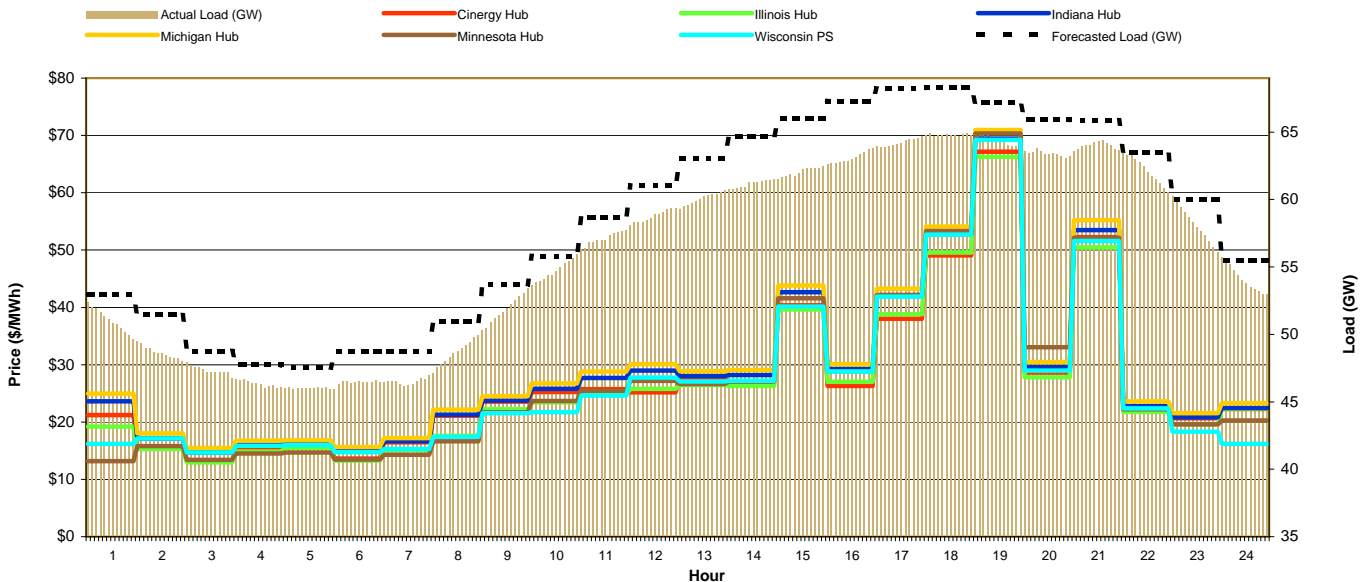
## Day-Ahead Prices and Cleared Load

Hour Ending:																									Avg. Hr \$	
	1	2	3	4	5	6	7	8	9	10	11	12	13	14	15	16	17	18	19	20	21	22	23	24	All	On Pk
Cinergy Hub	22.60	19.58	17.12	16.16	15.44	16.31	16.28	24.44	25.82	27.39	29.10	31.03	31.75	33.04	32.78	34.81	35.62	34.19	33.46	33.12	32.27	27.49	24.65	23.76	26.60	30.89
Illinois Hub	21.52	18.86	16.58	15.72	15.22	16.13	16.02	23.14	24.34	25.48	27.38	29.06	29.94	31.38	32.51	35.24	36.11	34.52	33.69	33.31	32.39	27.39	23.83	22.86	25.94	29.98
Indiana Hub	22.54	19.57	17.12	16.17	15.48	16.35	16.39	24.59	26.11	27.72	29.53	31.56	32.39	33.82	33.54	35.77	36.64	35.07	34.25	33.87	32.96	27.93	24.65	23.76	26.99	31.28
Michigan Hub	29.34	23.31	20.10	18.51	16.18	17.32	16.97	26.59	28.19	30.30	32.04	34.15	35.11	36.67	36.05	39.58	40.24	39.04	36.68	36.16	35.40	30.06	29.29	28.12	29.81	34.10
Minnesota Hub	17.85	16.07	14.60	13.50	12.34	8.77	14.93	17.61	20.02	21.70	24.00	26.70	27.75	29.49	30.58	33.16	33.97	32.49	31.72	31.36	30.50	25.79	22.43	19.09	23.18	27.45
Wisconsin PS	21.23	19.10	16.98	16.04	15.42	15.42	16.57	21.40	23.26	24.74	27.10	29.65	30.36	32.08	33.58	36.53	37.43	35.78	34.92	34.51	33.57	28.39	24.62	22.71	26.30	30.49
Cleared Load (GW)	50.1	48.2	46.3	45.4	45.5	45.7	46.1	51.8	55.0	57.7	60.3	62.3	62.9	63.8	64.1	65.3	65.7	65.7	64.6	64.5	64.7	61.9	58.4	5.4		



## Preliminary Real-Time Prices with Forecasted and Actual System Load

Hour Ending:																									Avg. Hr \$	
	1	2	3	4	5	6	7	8	9	10	11	12	13	14	15	16	17	18	19	20	21	22	23	24	All	On Pk
Cinergy Hub	21.19	15.62	13.17	15.27	16.04	13.63	16.47	21.11	23.55	25.26	25.71	25.16	27.58	26.86	40.35	26.28	38.01	49.05	67.17	28.64	52.26	22.50	20.66	22.27	27.24	32.51
Illinois Hub	19.20	15.27	12.93	14.83	15.51	13.31	15.14	17.59	22.20	23.42	24.85	25.77	26.48	26.31	39.66	27.02	38.81	49.58	66.28	27.81	50.44	21.77	19.61	22.31	26.50	31.73
Indiana Hub	23.63	17.13	14.68	16.10	16.30	14.90	16.64	21.27	23.70	25.77	27.68	28.98	28.04	28.17	42.66	29.24	42.13	52.83	69.44	29.58	53.47	22.77	20.82	22.44	28.68	34.16
Michigan Hub	24.98	18.02	15.49	16.76	16.82	15.61	17.20	22.14	24.49	26.75	28.83	30.10	28.89	29.08	43.82	30.08	43.26	54.08	70.98	30.44	55.22	23.60	21.56	23.29	29.65	35.21
Minnesota Hub	13.17	15.79	13.42	14.54	14.66	13.46	14.28	16.65	21.73	23.65	25.44	27.16	26.61	27.07	41.59	28.89	42.13	53.34	70.34	33.06	52.13	22.24	19.58	20.29	27.13	33.23
Wisconsin PS	16.22	17.12	14.68	15.86	15.95	14.76	15.32	17.43	21.57	21.73	24.62	27.77	27.06	27.19	40.13	28.83	41.88	52.68	69.20	28.95	51.58	22.41	18.29	16.20	26.97	32.58
Forecasted Load (GW)	53.0	51.4	48.8	47.7	47.5	48.7	48.7	51.0	53.7	55.8	58.7	61.0	63.0	64.7	66.0	67.3	68.2	68.3	67.2	65.9	65.9	63.5	60.0	55.5		
Forecast Error %	-3.8%	-5.7%	-3.0%	-3.0%	-3.3%	-4.9%	-4.7%	-4.9%	-3.6%	-2.1%	-2.7%	-3.9%	-5.0%	-5.7%	-6.3%	-6.7%	-6.2%	-5.4%	-4.3%	-4.0%	-2.9%	-2.2%	-3.2%	-2.6%		





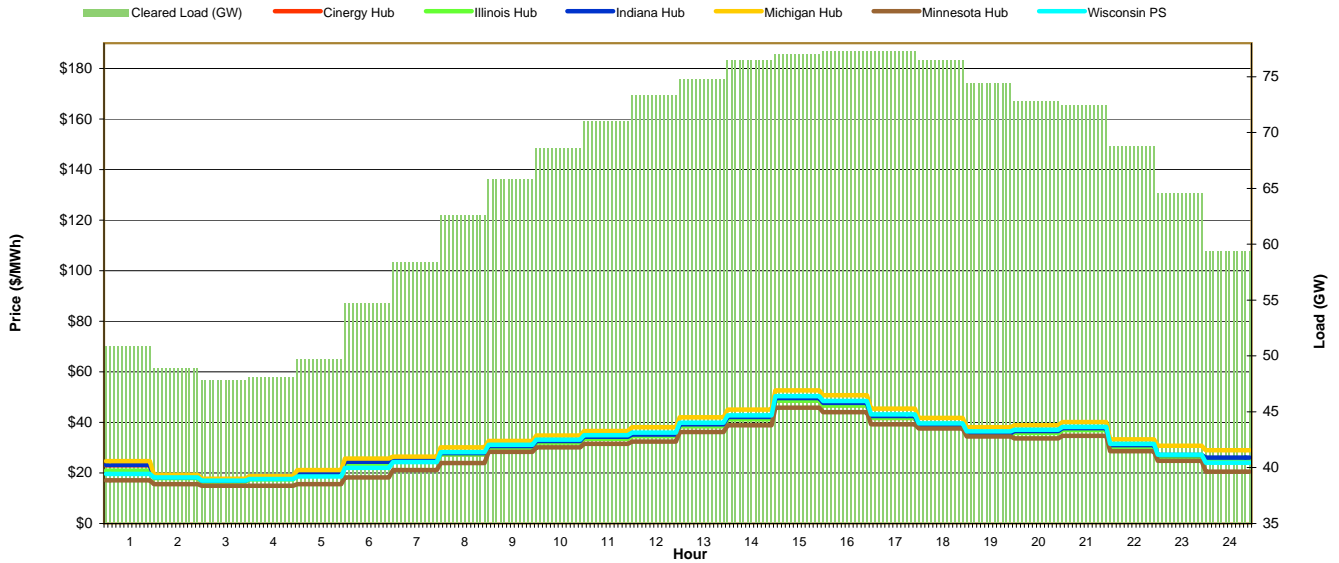
# MISO Daily Report

Monday August 15, 2011

Price	<=0	>=100	>=200
Forecast Error %	0-4.9%	5-9.9%	>=10%

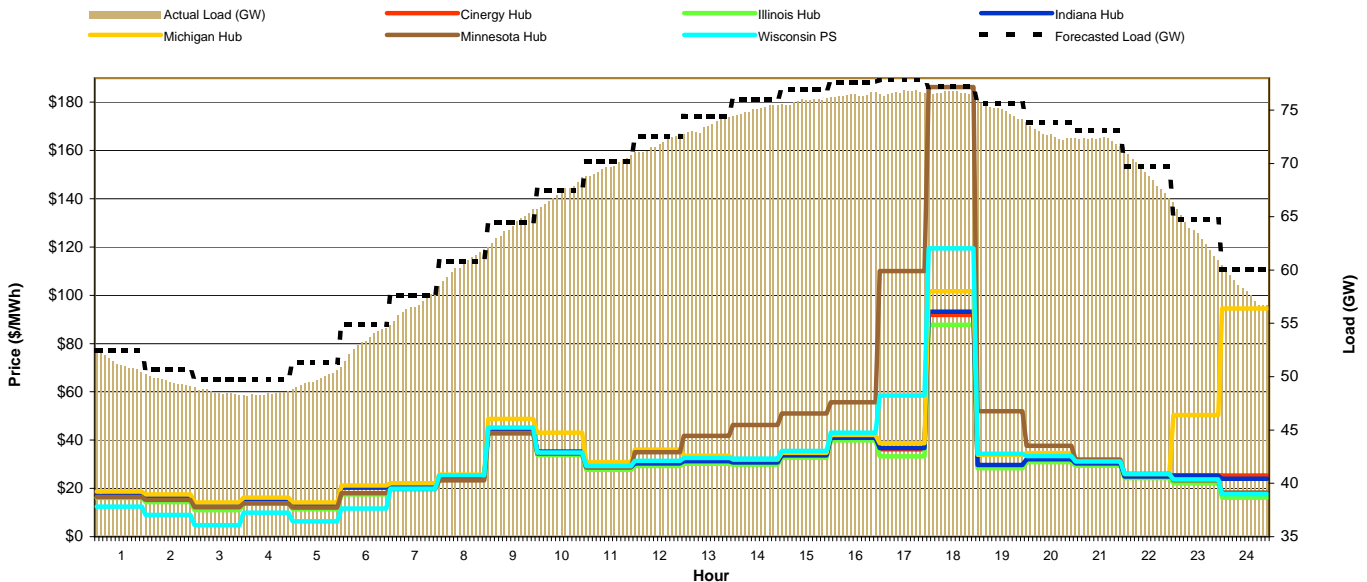
## Day-Ahead Prices and Cleared Load

Hour Ending:																									Avg. Hr \$			
	1	2	3	4	5	6	7	8	9	10	11	12	13	14	15	16	17	18	19	20	21	22	23	24	All	On Pk		
Cinergy Hub	22.98	18.21	16.76	17.71	19.99	24.16	25.06	27.48	30.30	32.25	33.80	34.65	38.65	41.41	48.79	46.88	41.81	38.09	35.15	36.00	37.15	30.62	26.81	25.82	31.27	36.24		
Illinois Hub	20.84	18.01	16.62	17.46	19.49	23.48	24.64	27.32	30.05	31.99	33.58	34.53	38.50	41.30	48.63	46.76	41.72	38.04	35.03	35.82	36.90	30.43	26.40	25.03	30.94	36.06		
Indiana Hub	23.17	18.41	16.94	17.89	20.17	24.38	25.42	27.88	30.67	32.66	34.27	35.21	39.25	42.09	49.57	47.66	42.52	38.78	35.73	36.55	37.66	31.05	27.03	26.02	31.71	36.79		
Michigan Hub	24.64	19.28	17.77	18.72	21.18	25.67	26.46	30.18	32.63	34.87	36.63	38.04	42.06	45.08	52.67	50.70	45.45	41.72	38.06	38.82	40.17	33.26	30.80	28.96	33.91	39.45		
Minnesota Hub	17.10	15.58	14.90	14.94	15.51	18.29	21.14	23.97	28.31	30.10	31.58	32.46	36.21	38.85	45.76	43.99	39.23	37.56	34.45	33.71	34.72	28.62	24.80	20.48	28.43	34.02		
Wisconsin PS	19.67	18.24	16.97	17.59	18.63	21.97	24.25	28.21	31.11	33.17	34.94	35.94	39.88	42.79	50.37	48.44	43.23	39.58	36.42	37.11	38.22	31.51	27.27	24.00	31.64	37.38		
Cleared Load (GW)	50.9	49.0	47.9	48.1	49.7	54.7	58.4	62.6	65.9	68.6	71.0	73.4	74.8	76.5	77.0	77.3	76.5	74.5	72.8	72.5	68.8	64.6	5.9					



## Preliminary Real-Time Prices with Forecasted and Actual System Load

Hour Ending:																									Avg. Hr \$			
	1	2	3	4	5	6	7	8	9	10	11	12	13	14	15	16	17	18	19	20	21	22	23	24	All	On Pk		
Cinergy Hub	17.93	16.78	13.71	15.51	13.63	20.34	21.37	24.62	44.47	34.93	28.46	30.06	30.96	30.39	33.31	40.46	36.17	91.92	29.37	31.69	30.10	24.69	25.52	25.31	29.65	35.45		
Illinois Hub	16.03	14.33	11.07	13.66	11.44	17.55	20.26	23.90	42.88	33.80	27.76	29.27	30.22	29.79	32.75	39.88	33.26	87.74	28.40	30.93	29.47	24.33	22.08	16.20	27.79	34.15		
Indiana Hub	18.07	16.91	13.82	15.62	13.72	20.48	21.48	24.75	44.78	35.25	28.76	30.39	31.32	30.75	33.70	40.92	36.73	93.16	29.74	32.03	30.40	24.89	25.19	24.06	29.87	35.80		
Michigan Hub	18.71	17.49	14.25	16.11	14.19	21.21	22.20	25.68	48.77	43.10	30.94	36.09	33.53	31.90	34.80	42.17	38.77	101.67	33.97	34.55	31.72	25.99	50.37	94.60	35.95	40.25		
Minnesota Hub	16.38	15.26	12.20	13.77	12.08	18.03	19.80	23.33	42.88	34.36	28.82	34.96	41.82	46.23	51.05	55.63	110.06	186.25	51.99	37.61	31.90	26.05	23.28	18.25	39.67	51.64		
Wisconsin PS	12.47	9.04	4.78	9.90	6.36	11.73	19.88	25.51	45.19	34.85	29.36	31.49	32.56	32.37	35.55	43.11	58.50	119.49	34.29	33.39	31.22	26.00	23.73	17.70	30.35	39.79		
Forecasted Load (GW)	52.5	50.7	49.7	49.7	51.3	54.9	57.6	60.8	64.4	67.5	70.2	72.5	74.4	76.0	76.9	77.6	77.8	77.2	75.6	73.8	73.1	69.7	64.7	60.1				
Forecast Error %	-2.3%	-2.2%	-2.4%	-2.8%	-3.4%	-3.3%	-1.9%	-0.8%	-0.7%	-0.5%	-0.7%	-1.0%	-1.3%	-1.3%	-1.4%	-1.6%	-1.6%	-0.8%	-1.5%	-1.2%	-1.0%	-1.9%	-3.2%					





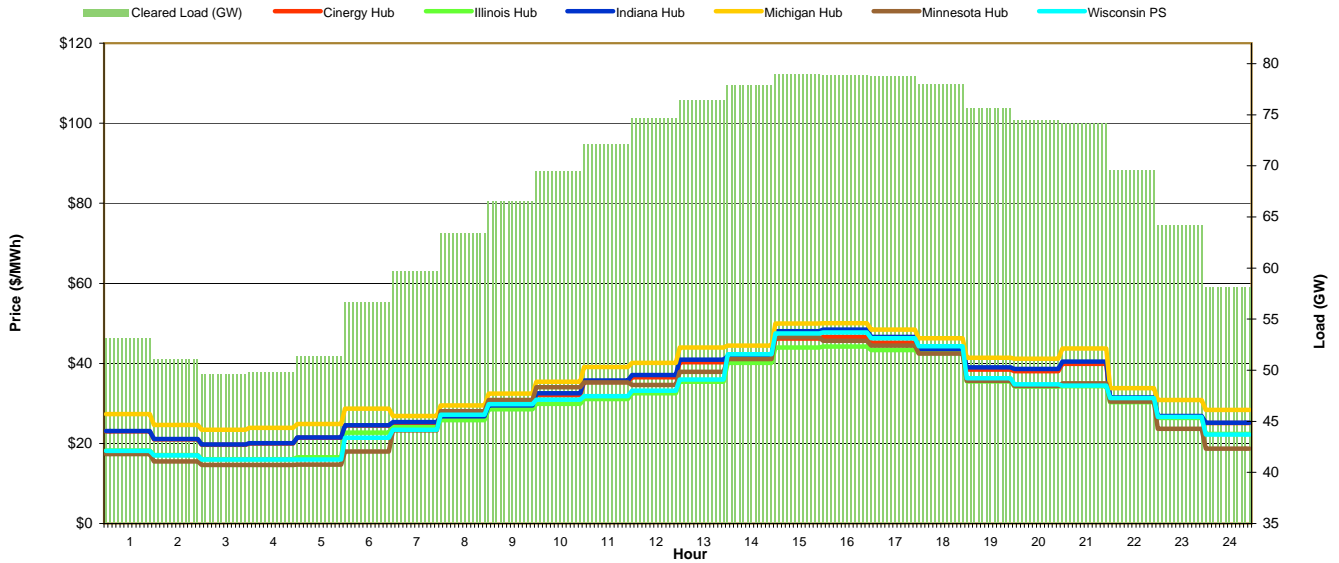
# MISO Daily Report

Tuesday August 16, 2011

Price	<=0	>=100	>=200
Forecast Error %	0-4.9%	5-9.9%	>=10%

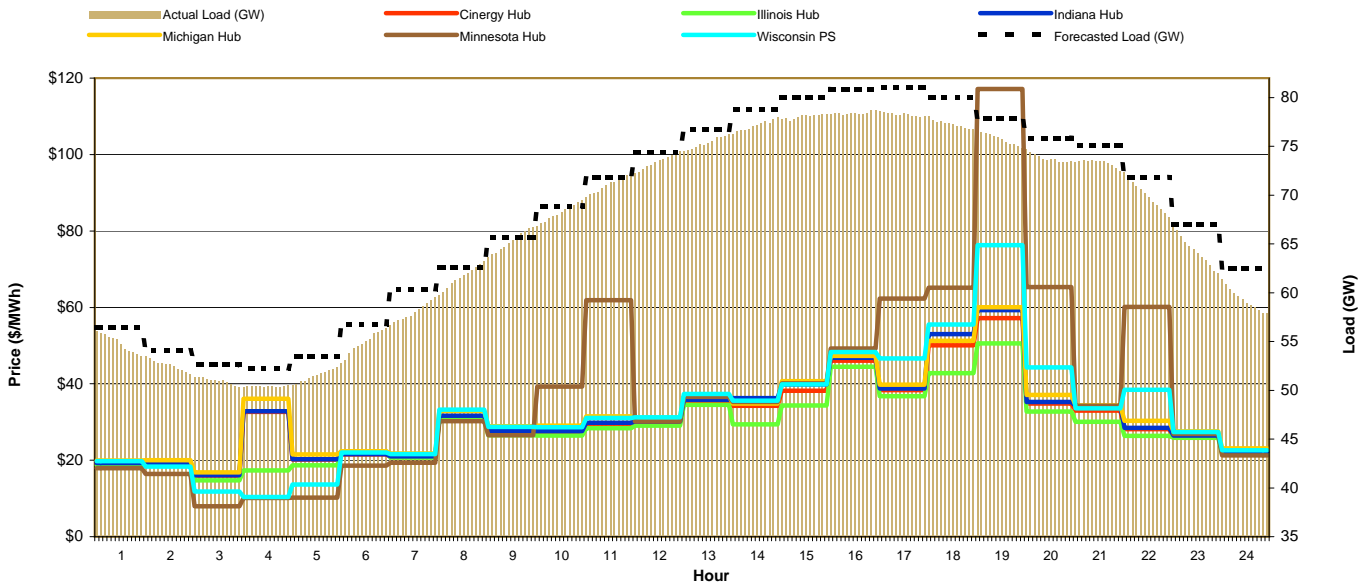
## Day-Ahead Prices and Cleared Load

Hour Ending:																									Avg. Hr \$	
	1	2	3	4	5	6	7	8	9	10	11	12	13	14	15	16	17	18	19	20	21	22	23	24	All	On Pk
Cinergy Hub	23.00	20.99	19.69	20.00	21.39	24.46	25.11	26.55	29.07	32.09	35.31	36.52	40.32	40.87	46.20	46.57	45.19	42.92	38.46	38.05	39.87	31.03	26.63	25.10	32.31	37.23
Illinois Hub	18.25	17.14	16.03	16.09	16.53	22.67	24.09	25.82	28.56	29.89	31.12	32.53	35.38	40.15	44.01	44.20	43.31	42.63	35.51	34.25	34.33	30.29	26.37	22.38	29.65	34.90
Indiana Hub	23.09	21.07	19.76	20.07	21.49	24.55	25.34	26.78	29.49	32.55	35.75	37.09	40.94	41.84	48.01	48.42	46.61	43.55	39.02	38.59	40.44	31.49	26.89	25.21	32.84	37.97
Michigan Hub	27.32	24.59	23.42	23.89	24.89	28.71	26.89	29.51	32.48	35.40	39.07	40.14	43.99	44.42	49.98	50.02	48.45	46.25	41.45	41.20	43.73	33.82	30.84	28.36	35.78	40.67
Minnesota Hub	17.38	15.49	14.60	14.61	14.71	18.01	23.24	28.10	30.86	34.05	35.23	34.59	37.92	41.11	46.55	45.61	44.48	42.46	35.66	34.39	34.98	30.42	23.68	18.73	29.87	36.26
Wisconsin PS	18.16	17.05	15.98	15.98	15.99	21.40	23.45	27.22	29.84	30.97	31.80	33.20	35.95	42.26	47.48	47.70	46.29	44.30	36.28	34.77	34.46	31.35	26.59	22.25	30.45	36.28
Cleared Load (GW)	53.2	51.1	49.6	49.9	51.4	56.6	59.7	63.5	66.6	69.5	72.1	74.6	76.4	77.9	79.0	78.9	78.8	78.0	75.7	74.5	74.2	69.6	64.2	5.8		



## Preliminary Real-Time Prices with Forecasted and Actual System Load

Hour Ending:																									Avg. Hr \$	
	1	2	3	4	5	6	7	8	9	10	11	12	13	14	15	16	17	18	19	20	21	22	23	24	All	On Pk
Cinergy Hub	19.17	19.23	15.98	32.68	20.16	21.51	20.91	31.21	27.42	27.44	29.53	29.84	35.42	34.21	38.22	46.06	38.34	50.08	57.22	34.83	32.96	28.14	26.18	21.93	30.78	35.44
Illinois Hub	18.65	19.57	14.76	17.30	18.68	22.32	20.67	30.61	26.57	26.48	28.38	29.02	34.49	29.36	34.32	44.50	36.74	42.75	50.57	32.73	30.03	26.34	25.91	21.64	28.43	33.05
Indiana Hub	19.28	19.33	16.06	32.86	20.27	21.63	21.03	31.66	27.63	27.67	29.84	30.14	35.81	36.22	39.87	46.80	38.80	53.01	59.25	35.23	34.13	28.44	26.49	22.16	31.40	36.31
Michigan Hub	19.93	20.01	16.80	36.06	21.48	22.34	21.77	32.91	28.88	29.08	31.49	31.17	36.80	34.82	40.73	47.28	39.74	51.26	60.07	37.07	34.33	30.29	27.51	23.09	32.29	37.09
Minnesota Hub	17.88	16.40	7.94	10.15	10.23	18.60	19.31	30.27	26.52	39.30	61.89	30.12	36.63	35.25	40.12	49.20	62.28	65.14	117.18	65.29	34.24	60.16	26.85	21.25	37.59	48.78
Wisconsin PS	19.73	18.34	11.83	10.42	13.62	22.01	21.61	33.21	28.76	28.67	31.04	31.22	37.35	35.62	39.85	48.31	46.68	55.49	76.31	44.30	33.60	38.40	27.39	22.60	32.35	39.76
Forecasted Load (GW)	56.4	54.1	52.6	52.3	53.5	56.8	60.4	62.6	65.7	68.9	71.8	74.4	76.7	78.8	80.0	80.9	81.1	80.0	77.9	75.8	75.1	71.8	67.0	62.5		
Forecast Error %	-3.0%	-2.9%	-3.3%	-3.7%	-3.9%	-3.5%	-4.1%	-1.7%	-0.7%	-1.0%	-1.1%	-1.3%	-1.8%	-2.1%	-2.5%	-3.2%	-3.6%	-3.5%	-2.8%	-2.8%	-2.4%	-2.7%	-4.2%	-5.4%		







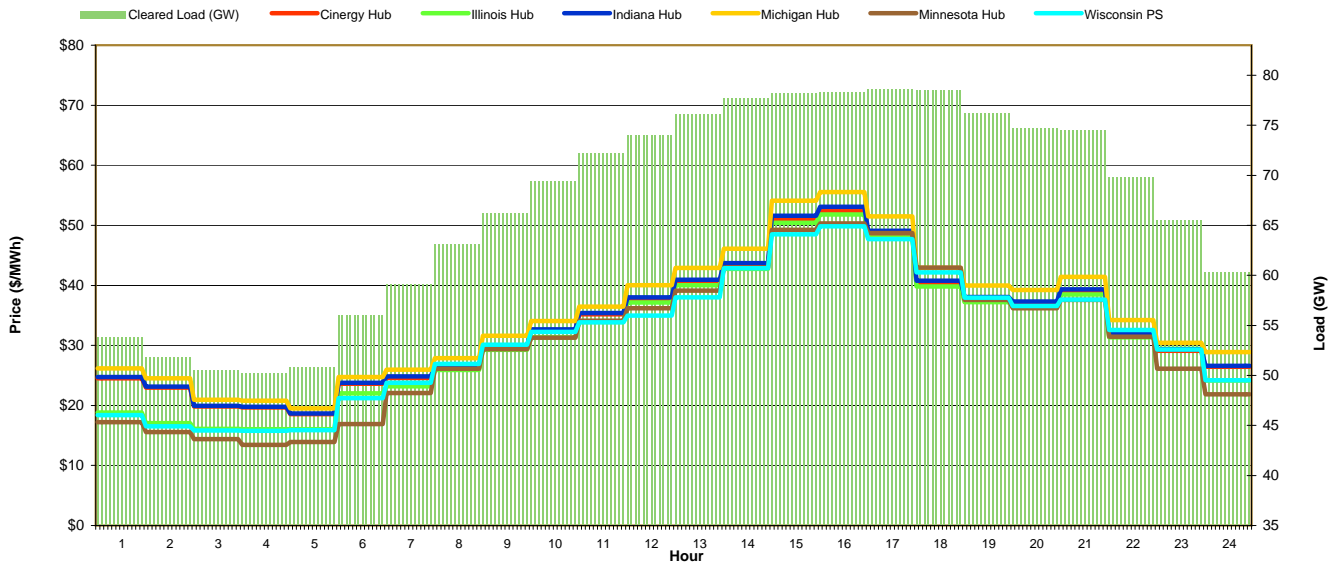
# MISO Daily Report

Wednesday August 17, 2011

Price	<=0	>=100	>=200
Forecast Error %	0-4.9%	5-9.9%	>=10%

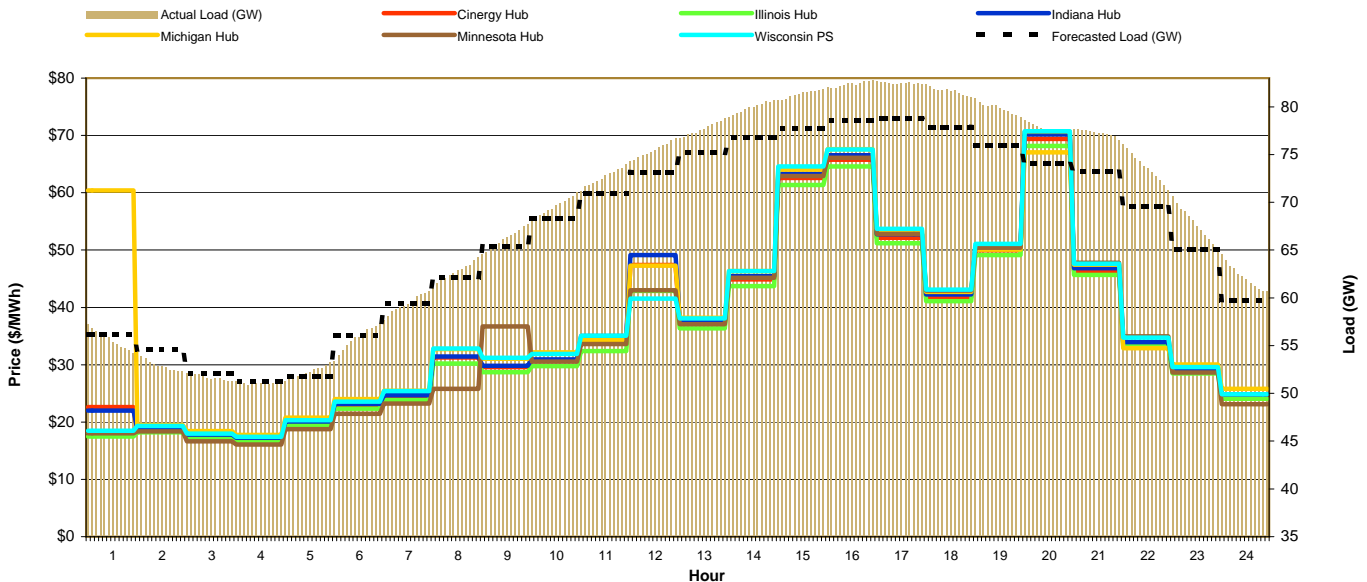
## Day-Ahead Prices and Cleared Load

Hour Ending:																									Avg. Hr \$	
	1	2	3	4	5	6	7	8	9	10	11	12	13	14	15	16	17	18	19	20	21	22	23	24	All	On Pk
Cinergy Hub	24.54	22.96	19.82	19.67	18.55	23.63	24.59	26.40	29.62	32.47	35.20	37.61	40.53	43.29	51.07	52.36	48.47	40.30	37.59	36.97	38.97	31.61	29.11	26.43	32.99	38.22
Illinois Hub	18.82	17.04	16.11	16.05	16.04	22.00	23.21	25.89	29.24	31.35	33.88	37.13	40.01	42.73	50.42	51.78	47.96	39.83	37.21	36.49	38.46	31.35	29.44	24.17	31.53	37.70
Indiana Hub	24.71	23.12	19.95	19.80	18.67	23.78	24.84	26.65	29.91	32.68	35.41	37.98	40.93	43.72	51.57	53.07	49.09	40.78	38.04	37.33	39.34	32.02	29.39	26.59	33.31	38.62
Michigan Hub	26.15	24.53	20.97	20.78	19.50	24.74	25.94	27.90	31.62	34.04	36.48	40.01	42.93	46.12	54.08	55.53	51.47	42.92	39.95	39.23	41.40	34.22	30.44	28.88	34.99	40.52
Minnesota Hub	17.21	15.56	14.38	13.44	13.91	16.87	22.05	26.10	29.35	31.31	34.09	36.17	39.10	42.95	49.25	50.31	48.72	42.96	37.60	36.17	37.60	31.47	26.10	21.87	30.61	37.45
Wisconsin PS	18.41	16.55	15.84	15.79	15.88	21.24	23.77	26.90	30.13	32.26	33.86	34.96	37.98	42.84	48.49	49.82	47.72	42.19	37.93	36.55	37.63	32.58	29.34	24.21	31.37	37.57
Cleared Load (GW)	53.8	51.9	50.5	50.3	50.8	56.1	59.2	63.1	66.3	69.4	72.2	74.0	76.1	77.8	78.2	78.3	78.6	78.5	76.2	74.7	74.5	69.8	65.5	6.0		



## Preliminary Real-Time Prices with Forecasted and Actual System Load

Hour Ending:																									Avg. Hr \$	
	1	2	3	4	5	6	7	8	9	10	11	12	13	14	15	16	17	18	19	20	21	22	23	24	All	On Pk
Cinergy Hub	22.62	18.67	17.68	17.14	19.98	23.01	24.51	31.25	29.58	30.71	34.34	47.37	37.30	44.89	62.56	65.77	52.12	41.79	49.96	69.42	46.37	33.62	28.87	24.63	36.42	44.12
Illinois Hub	17.46	18.21	17.21	16.67	19.42	22.34	23.85	30.23	28.67	29.78	32.38	42.86	36.34	43.74	61.36	64.59	51.22	41.07	49.11	68.16	45.66	33.23	28.45	24.04	35.25	42.93
Indiana Hub	21.98	18.79	17.79	17.24	20.10	23.15	24.66	31.44	29.80	30.95	35.02	49.15	37.69	45.42	63.31	66.55	52.73	42.26	50.50	70.18	46.85	33.95	29.12	24.84	36.81	44.68
Michigan Hub	60.40	19.50	18.40	17.78	20.74	24.00	25.48	32.72	31.05	32.15	34.28	47.27	38.16	46.34	64.05	67.62	53.42	42.72	50.08	67.04	47.48	32.86	30.05	25.79	38.72	44.83
Minnesota Hub	18.06	18.39	16.64	16.10	18.76	21.46	23.25	25.77	36.69	30.56	33.59	42.96	37.09	45.19	62.89	66.09	52.79	42.94	50.43	70.60	47.79	34.95	28.66	23.12	36.03	44.31
Wisconsin PS	18.48	19.33	17.99	17.40	20.32	23.56	25.41	32.85	31.20	31.88	35.07	41.55	38.06	46.31	64.61	67.58	53.73	43.09	51.06	70.76	47.64	34.71	29.61	24.83	36.96	44.98
Forecasted Load (GW)	56.2	54.6	52.1	51.2	51.8	56.1	59.4	62.2	65.4	68.3	70.9	73.1	75.2	76.8	77.8	78.5	78.8	77.9	75.9	74.0	73.2	69.6	65.1	59.8		
Forecast Error %	-1.0%	-3.1%	-0.8%	-0.2%	0.9%	-0.6%	-0.2%	0.9%	1.1%	1.8%	2.3%	3.0%	3.2%	3.9%	4.4%	4.6%	4.5%	4.6%	4.9%	4.8%	5.2%	5.6%	4.0%	4.0%		





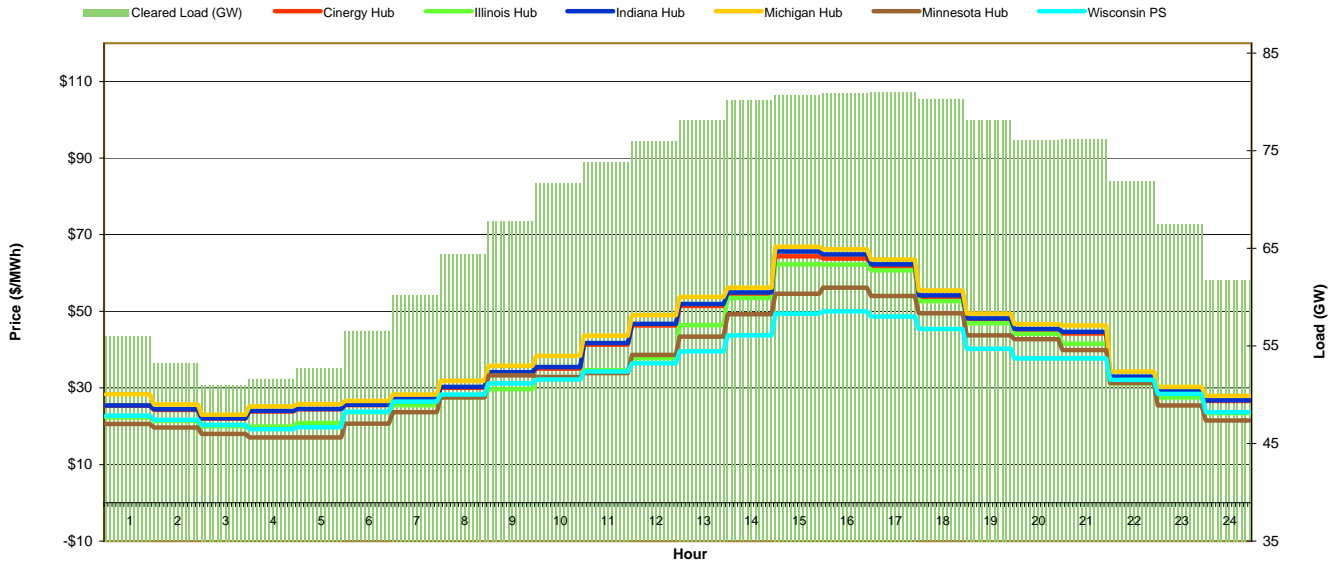
# MISO Daily Report

Thursday August 18, 2011

Price	<=0	>=100	>=200
Forecast Error %	0-4.9%	5-9.9%	>=10%

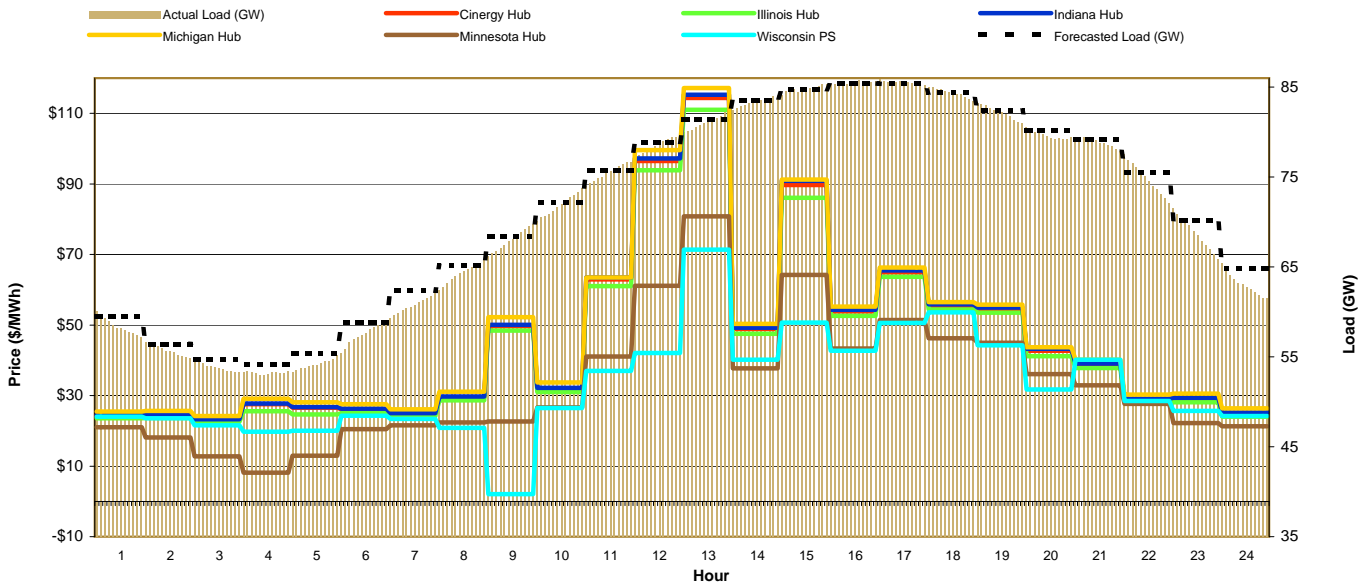
## Day-Ahead Prices and Cleared Load

Hour Ending:																									Avg. Hr \$		
	1	2	3	4	5	6	7	8	9	10	11	12	13	14	15	16	17	18	19	20	21	22	23	24	All	On Pk	
Cinergy Hub	25.30	24.24	21.97	23.81	24.38	25.48	26.99	30.00	33.78	35.06	41.29	51.39	54.14	64.33	63.78	61.27	53.26	47.43	44.74	44.22	32.62	28.93	26.56	38.80	45.78		
Illinois Hub	22.36	21.39	19.98	19.94	20.79	23.63	25.48	27.60	29.66	32.79	34.58	37.83	46.41	53.53	62.27	62.16	60.64	52.69	46.87	44.15	41.52	31.15	27.54	23.44	43.21		
Indiana Hub	25.42	24.40	22.11	23.97	24.54	25.63	27.22	30.30	34.12	35.41	41.69	46.73	51.94	54.88	65.60	64.90	62.29	54.18	48.12	45.37	44.64	32.94	29.12	26.74	46.39		
Michigan Hub	28.37	25.67	22.99	25.18	25.74	26.58	28.29	31.87	35.81	38.37	43.65	48.98	53.77	56.14	66.89	66.23	63.52	55.39	49.37	46.64	46.34	34.29	30.31	27.93	40.76		
Minnesota Hub	20.59	19.62	18.00	17.07	17.08	20.63	23.63	27.54	33.28	32.89	33.85	38.62	43.35	49.26	54.56	56.21	54.03	49.50	43.72	42.70	39.90	31.29	25.42	21.48	33.93		
Wisconsin PS	22.72	21.68	20.30	19.23	19.73	23.72	26.45	28.25	31.22	32.22	34.25	36.44	39.53	43.76	49.43	49.95	48.63	45.42	40.21	37.71	37.75	32.13	28.46	23.66	33.03		
Cleared Load (GW)	56.0	53.2	51.0	51.6	52.7	56.5	60.2	64.4	67.8	71.6	73.8	75.9	78.1	80.1	80.7	80.9	81.0	80.2	78.2	76.1	76.2	71.9	67.5	62.2			



## Preliminary Real-Time Prices with Forecasted and Actual System Load

Hour Ending:																									Avg. Hr \$			
	1	2	3	4	5	6	7	8	9	10	11	12	13	14	15	16	17	18	19	20	21	22	23	24	All	On Pk		
Cinergy Hub	24.32	24.42	23.20	27.56	26.55	26.11	24.86	29.50	49.71	31.91	62.94	96.50	114.37	48.86	89.66	53.83	64.94	55.39	54.46	42.68	38.71	28.91	29.12	24.96	45.56	55.72		
Illinois Hub	23.54	23.66	22.60	25.57	24.62	25.01	24.07	28.63	48.44	31.03	61.06	93.83	111.03	47.53	86.11	52.56	63.67	54.45	53.50	41.18	37.81	28.28	28.12	24.03	44.18	54.20		
Indiana Hub	24.49	24.58	23.32	27.72	26.72	26.28	25.03	29.69	50.04	32.15	63.45	97.27	115.29	49.23	90.89	54.36	65.52	55.89	54.95	43.25	39.05	29.14	29.35	25.17	45.95	56.22		
Michigan Hub	25.48	25.61	24.23	29.07	28.08	27.55	26.13	31.09	52.27	33.72	63.48	99.55	117.18	50.33	91.24	55.19	66.26	56.46	55.78	43.67	40.13	30.28	30.52	26.40	47.07	57.32		
Minnesota Hub	21.02	18.13	12.76	8.14	12.99	20.50	21.53	22.36	22.66	26.64	41.03	61.15	80.84	37.69	64.20	43.32	51.42	46.21	44.99	36.10	32.94	27.62	22.23	21.29	33.24	41.34		
Wisconsin PS	24.01	23.53	21.60	19.73	20.05	24.33	23.35	20.88	2.04	26.47	36.96	42.05	71.39	40.21	50.74	42.67	50.59	53.57	44.24	31.76	40.19	28.48	25.66	24.24	32.86	37.99		
Forecasted Load (GW)	59.5	56.4	54.7	54.2	55.3	58.8	62.3	65.1	68.4	72.2	75.7	78.8	81.4	83.6	84.8	85.4	85.4	84.4	82.4	80.2	79.2	75.5	70.2	64.8				
Forecast Error %	-2.0%	-1.4%	-1.8%	-1.8%	-2.3%	-2.3%	-2.8%	-1.4%	-0.6%	-0.5%	-0.4%	-0.5%	-0.3%	0.0%	0.1%	0.2%	-0.1%	-0.3%	-0.8%	-0.4%	-1.0%	-2.3%	-2.8%					





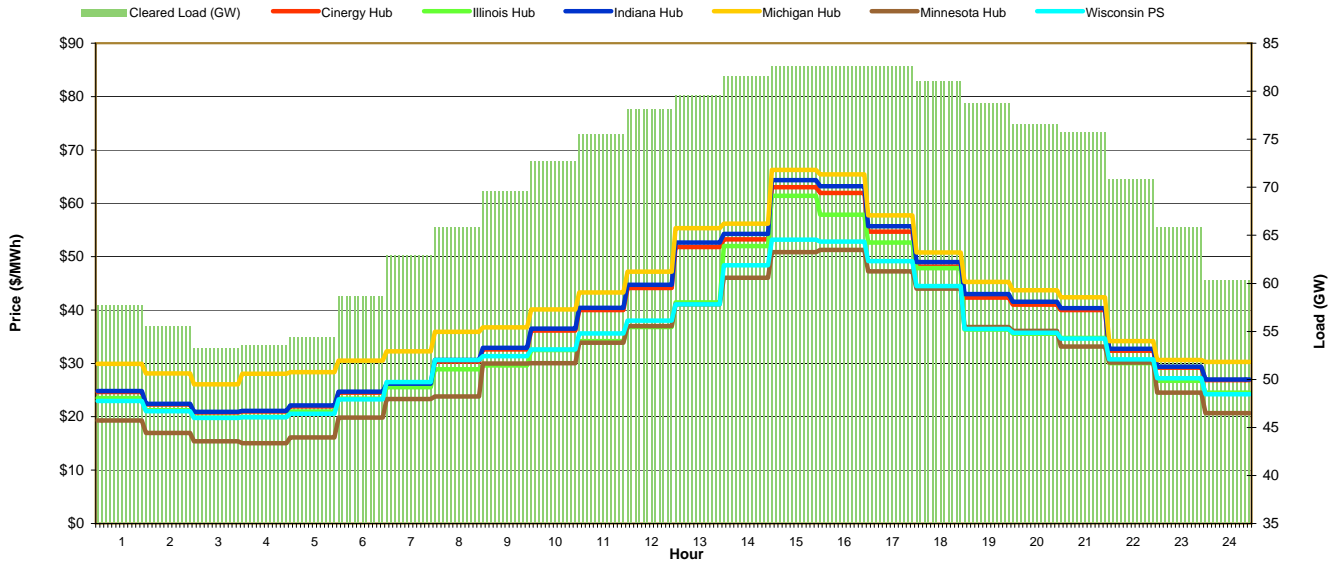
# MISO Daily Report

Friday August 19, 2011

Price	<=0	>=100	>=200
Forecast Error %	0-4.9%	5-9.9%	>=10%

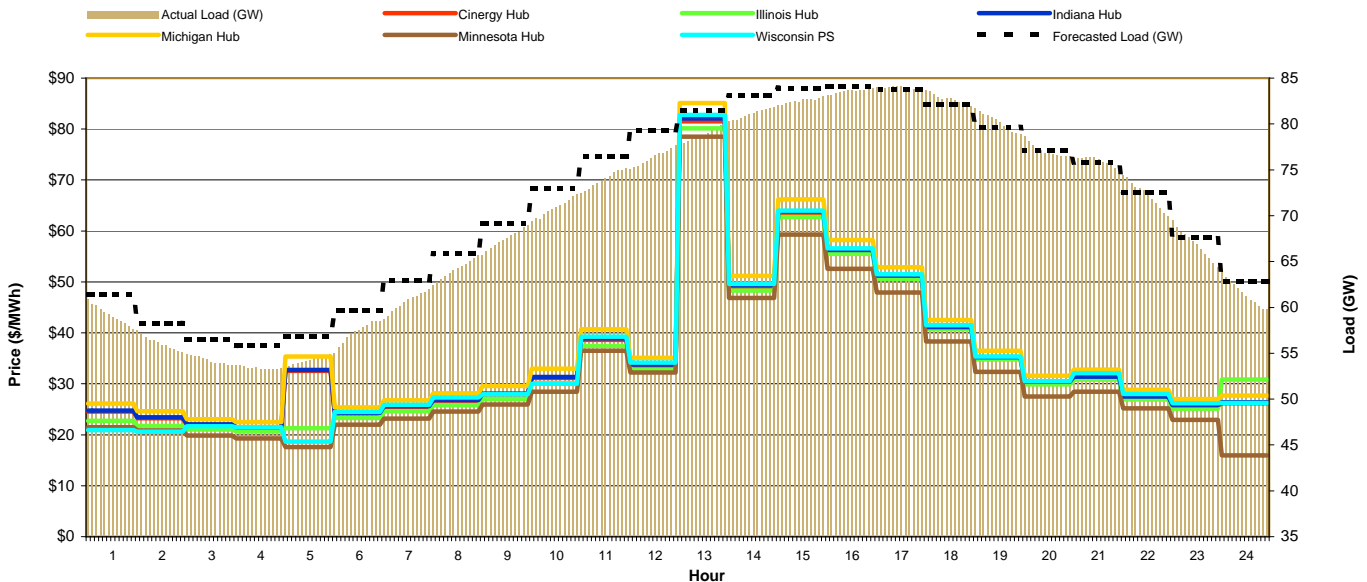
## Day-Ahead Prices and Cleared Load

Hour Ending:																									Avg. Hr \$	
	1	2	3	4	5	6	7	8	9	10	11	12	13	14	15	16	17	18	19	20	21	22	23	24	All	On Pk
Cinergy Hub	24.65	22.28	20.79	20.97	21.97	24.53	25.97	30.34	32.59	36.17	40.00	44.15	51.82	53.26	62.99	61.95	54.67	48.15	42.33	41.01	39.99	32.40	29.22	26.88	37.05	43.82
Illinois Hub	23.48	21.25	19.84	19.96	20.97	23.41	25.53	28.89	29.64	32.48	34.15	36.82	41.42	51.96	61.42	57.85	52.66	47.87	36.32	35.53	34.75	30.04	26.74	24.54	34.06	39.91
Indiana Hub	24.82	22.42	20.92	21.09	22.11	24.69	26.23	30.65	32.91	36.52	40.40	44.75	52.66	54.24	64.33	63.21	55.70	48.99	43.00	41.58	40.38	32.71	29.41	27.01	37.53	44.47
Michigan Hub	29.95	28.12	26.10	28.08	28.37	30.49	32.26	35.90	36.74	40.10	43.28	47.16	55.35	56.18	66.26	65.43	57.72	50.78	45.27	43.73	42.39	34.15	30.63	30.26	41.03	46.94
Minnesota Hub	19.32	16.99	15.42	15.04	16.15	19.82	23.30	23.79	29.99	30.06	33.85	36.97	41.05	46.04	50.85	51.26	47.23	43.99	36.79	36.07	33.15	30.18	24.52	20.67	30.94	37.24
Wisconsin PS	22.99	21.06	19.81	19.92	20.58	23.28	26.49	30.66	31.37	32.64	35.61	38.02	41.07	48.40	53.20	52.85	49.20	44.49	36.48	35.76	34.64	30.76	27.22	24.24	33.36	38.90
Cleared Load (GW)	57.7	55.5	53.3	53.6	54.5	58.7	62.9	65.9	69.6	72.7	75.5	78.1	79.6	81.6	82.7	82.7	82.6	81.0	78.8	76.5	75.8	70.9	65.9	6.0		



## Preliminary Real-Time Prices with Forecasted and Actual System Load

Hour Ending:																									Avg. Hr \$	
	1	2	3	4	5	6	7	8	9	10	11	12	13	14	15	16	17	18	19	20	21	22	23	24	All	On Pk
Cinergy Hub	24.55	23.24	21.92	21.38	32.55	24.15	25.48	26.68	27.94	31.13	38.61	33.53	81.51	49.04	63.43	55.95	50.94	40.88	35.02	30.20	31.22	27.36	25.64	26.22	35.36	40.57
Illinois Hub	22.76	21.73	21.07	20.66	21.28	23.32	24.63	25.79	27.03	30.09	37.45	32.79	80.13	48.29	62.75	55.52	50.64	40.74	34.80	29.88	30.84	26.95	25.15	30.82	34.38	39.93
Indiana Hub	24.74	23.40	22.05	21.50	32.73	24.30	25.63	26.84	28.10	31.34	38.91	33.80	82.07	49.37	63.85	56.29	51.24	41.12	35.23	30.38	31.41	27.53	25.79	26.38	35.58	40.83
Michigan Hub	26.12	24.61	23.07	22.46	35.38	25.40	26.78	28.16	29.60	32.98	40.69	35.10	85.13	51.18	66.22	58.21	52.90	42.53	36.46	31.57	32.79	28.84	27.01	27.70	37.12	42.46
Minnesota Hub	21.46	20.86	19.83	19.29	17.61	22.01	23.18	24.56	25.96	28.47	36.50	32.19	78.49	46.88	59.28	52.57	47.90	38.33	32.34	27.48	28.42	25.21	22.95	15.93	31.99	37.97
Wisconsin PS	20.95	20.58	21.69	21.51	18.64	24.50	25.88	27.31	27.98	30.01	39.28	34.18	82.79	49.63	64.02	56.57	51.52	41.52	35.34	30.51	32.10	28.04	26.16	26.23	34.87	41.06
Forecasted Load (GW)	61.4	58.3	56.5	55.8	56.8	59.7	63.0	65.9	69.2	73.0	76.4	79.3	81.5	83.1	83.9	84.1	83.7	82.2	79.7	77.1	75.8	72.5	67.6	62.8		
Forecast Error %	-3.8%	-3.8%	-4.2%	-4.5%	-4.7%	-4.2%	-4.0%	-2.8%	-2.6%	-3.1%	-3.4%	-3.8%	-3.3%	-2.4%	-1.7%	-0.7%	0.3%	0.7%	0.0%	0.2%	0.2%	-0.3%	-1.0%	-2.0%		





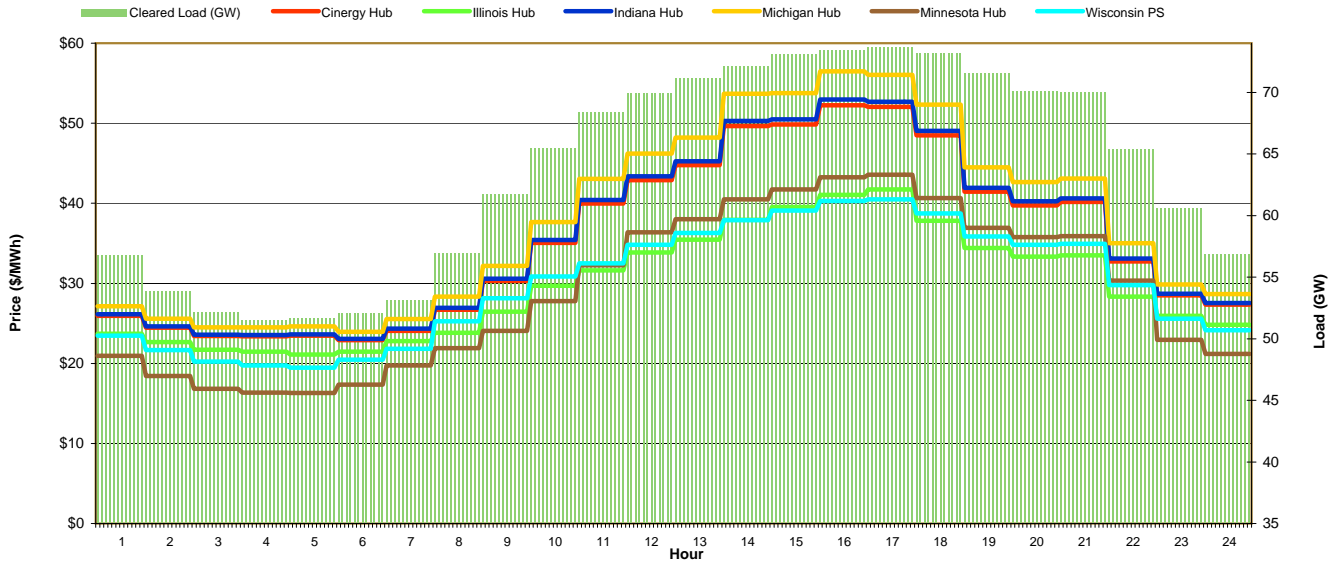
# MISO Daily Report

Saturday August 20, 2011

Price	<=0	>=100	>=200
Forecast Error %	0-4.9%	5-9.9%	>=10%

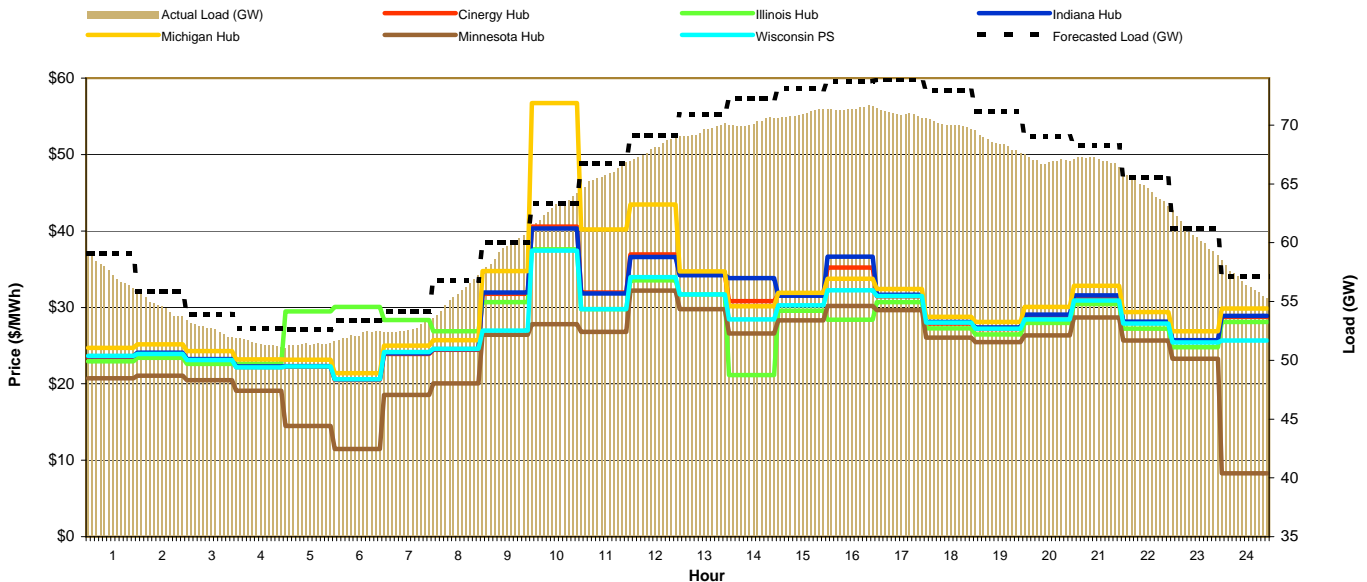
## Day-Ahead Prices and Cleared Load

Hour Ending:																									Avg. Hr \$	
	1	2	3	4	5	6	7	8	9	10	11	12	13	14	15	16	17	18	19	20	21	22	23	24	All	On Pk
Cinergy Hub	25.94	24.46	23.42	23.37	23.46	22.90	24.07	26.71	30.30	35.04	39.98	42.90	44.77	49.63	49.85	52.26	52.05	48.50	41.45	39.72	40.18	32.73	28.50	27.36	35.40	40.91
Illinois Hub	23.71	22.66	21.72	21.45	21.09	21.48	22.77	23.81	26.45	29.71	31.62	33.85	35.45	37.95	39.53	41.06	41.72	37.81	34.43	33.35	33.49	28.34	25.93	24.82	29.76	33.41
Indiana Hub	26.13	24.64	23.60	23.54	23.63	23.07	24.33	26.96	30.57	35.43	40.40	43.36	45.25	50.27	50.48	52.98	52.68	49.05	41.93	40.26	40.60	33.10	28.71	27.56	35.77	41.38
Michigan Hub	27.16	25.57	24.52	24.49	24.64	23.94	25.56	28.36	32.17	37.64	43.06	46.22	48.22	53.70	53.76	56.47	56.06	52.34	44.50	42.67	43.09	35.01	29.85	28.66	37.82	43.95
Minnesota Hub	20.95	18.43	16.83	16.35	16.32	17.35	19.73	21.89	24.07	27.79	32.24	36.37	38.02	40.48	41.73	43.25	43.58	40.66	36.93	35.76	35.91	30.35	22.96	21.20	29.13	34.50
Wisconsin PS	23.46	21.66	20.21	19.77	19.46	20.48	21.84	25.28	28.16	30.86	32.50	34.81	36.32	37.91	39.11	40.29	40.49	38.74	35.84	34.80	34.96	29.79	25.60	24.14	29.85	34.09
Cleared Load (GW)	56.8	53.9	52.2	51.5	51.7	52.1	53.2	57.0	61.8	65.5	68.4	70.0	71.2	72.1	73.1	73.5	73.7	73.2	71.6	70.1	70.1	65.4	60.6	5.7		



## Preliminary Real-Time Prices with Forecasted and Actual System Load

Hour Ending:																									Avg. Hr \$	
	1	2	3	4	5	6	7	8	9	10	11	12	13	14	15	16	17	18	19	20	21	22	23	24	All	On Pk
Cinergy Hub	23.47	23.95	23.14	22.21	22.25	20.53	23.91	24.44	31.80	40.56	31.96	36.94	34.37	30.80	31.64	35.23	31.44	27.90	27.19	28.87	31.37	27.95	25.54	28.76	28.59	31.13
Illinois Hub	22.96	23.41	22.62	22.62	29.46	30.06	28.36	26.90	30.70	37.58	29.78	33.54	31.71	21.15	29.58	28.38	30.67	27.25	26.48	27.95	30.45	27.22	24.77	28.10	27.99	29.01
Indiana Hub	23.61	24.07	23.24	22.29	22.33	20.59	24.00	24.53	31.93	40.32	31.84	36.59	34.19	33.85	31.53	36.64	31.67	28.10	27.39	29.07	31.57	28.15	25.71	28.91	28.84	31.44
Michigan Hub	24.70	25.18	24.27	23.20	23.17	21.40	24.99	25.71	34.74	56.73	40.18	43.47	34.71	30.13	31.89	33.76	32.41	28.78	28.11	30.05	32.81	29.41	26.87	29.87	30.69	33.74
Minnesota Hub	20.74	21.05	20.48	19.10	14.48	11.46	18.53	20.05	26.40	27.79	26.80	32.18	29.76	26.58	28.31	30.18	29.66	26.05	25.45	26.35	28.70	25.65	23.26	8.29	23.64	27.07
Wisconsin PS	23.66	23.91	23.10	22.17	22.26	20.61	24.18	24.59	26.97	37.44	29.77	33.96	31.72	28.44	30.27	32.24	31.48	28.02	27.24	28.41	30.91	27.89	25.43	25.66	27.51	29.67
Forecasted Load (GW)	59.1	55.8	53.9	52.7	52.6	53.4	54.2	56.8	60.0	63.3	66.7	69.1	70.9	72.2	73.1	73.7	73.9	72.9	71.2	69.0	68.2	65.6	61.2	57.1		
Forecast Error %	-2.7%	-2.2%	-2.4%	-2.3%	-2.4%	-2.5%	-2.8%	-2.4%	-1.1%	-0.6%	-1.6%	-1.7%	-2.0%	-2.9%	-3.0%	-3.2%	-4.1%	-4.1%	-3.9%	-3.0%	-1.8%	-1.4%	-0.7%			





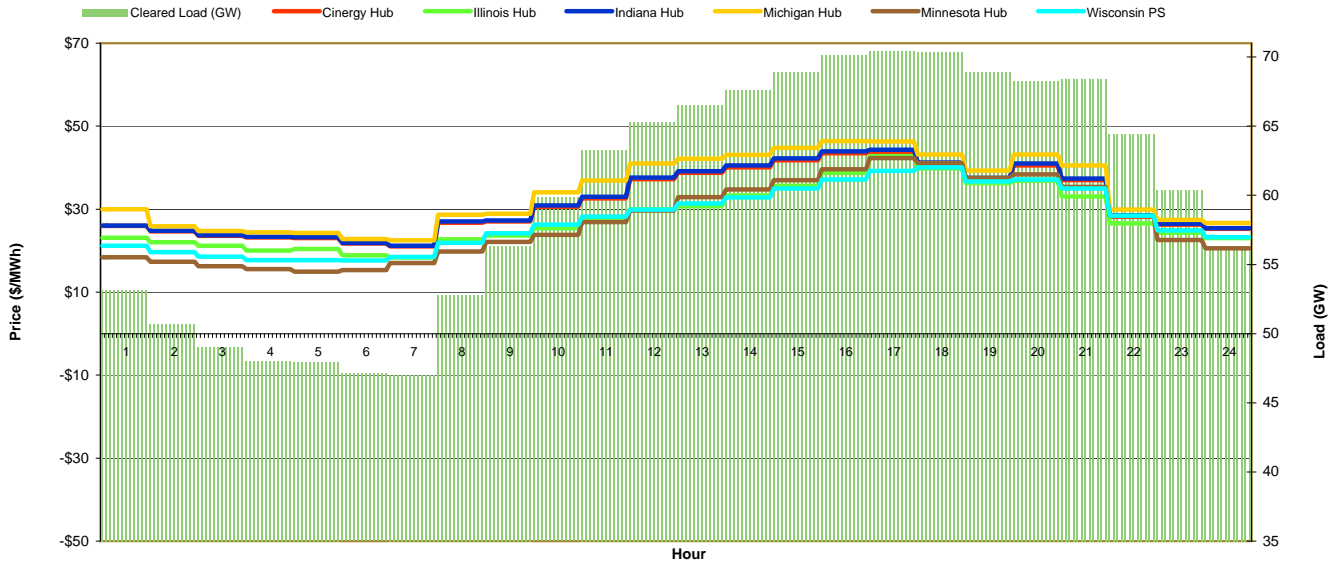
# MISO Daily Report

Sunday August 21, 2011

Price	<=0	>=100	>=200
Forecast Error %	0-4.9%	5-9.9%	>=10%

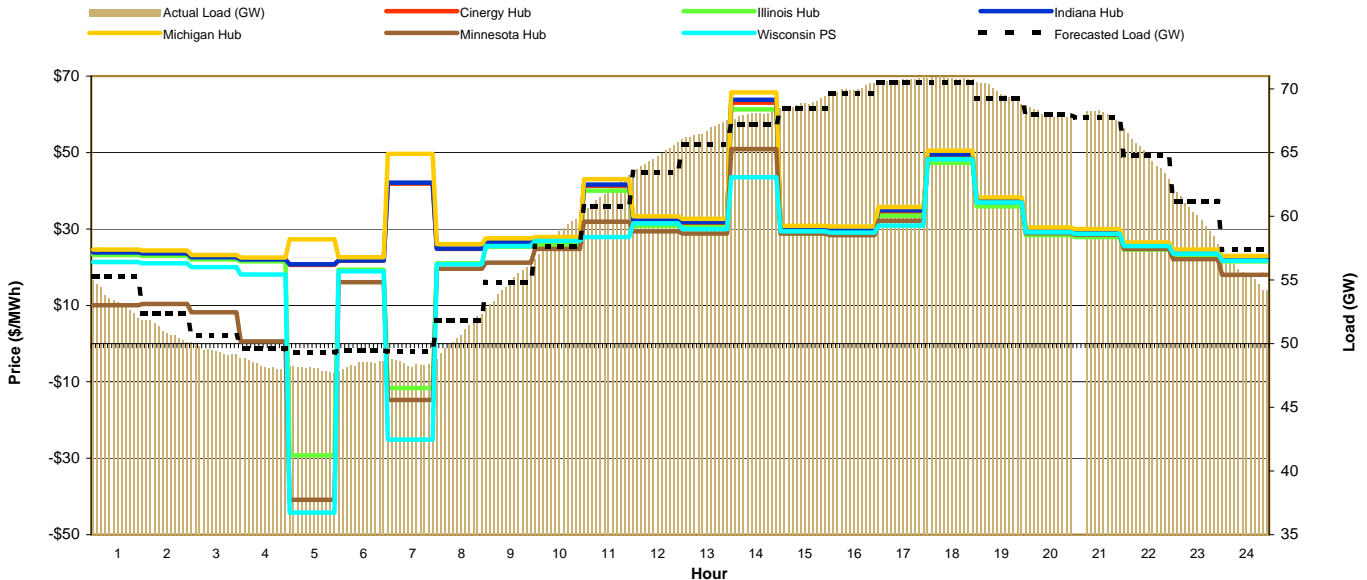
## Day-Ahead Prices and Cleared Load

Hour Ending:																									Avg. Hr \$	
	1	2	3	4	5	6	7	8	9	10	11	12	13	14	15	16	17	18	19	20	21	22	23	24	All	On Pk
Cinergy Hub	25.94	24.66	23.59	23.16	23.06	21.70	21.00	26.73	27.03	30.57	32.63	37.23	38.75	40.04	41.74	43.44	43.78	40.78	37.14	40.53	36.97	28.20	26.29	25.26	31.68	35.74
Illinois Hub	23.09	22.00	21.15	20.00	20.41	18.90	18.36	22.74	23.67	25.39	27.76	29.97	30.74	33.29	35.58	38.80	42.80	39.82	36.27	36.87	33.05	26.56	24.31	23.06	28.11	31.73
Indiana Hub	26.07	24.84	23.76	23.33	23.23	21.86	21.22	27.01	27.31	30.90	32.98	37.63	39.19	40.54	42.24	43.96	44.30	41.27	37.57	40.98	37.39	28.50	26.48	25.43	32.00	36.14
Michigan Hub	30.01	25.90	24.76	24.41	24.26	22.84	22.47	28.67	28.92	34.04	36.94	40.99	42.17	43.08	44.76	46.37	46.29	43.16	39.28	43.13	40.55	29.90	27.46	26.64	34.04	38.48
Minnesota Hub	18.43	17.30	16.27	15.56	14.97	15.30	17.04	19.80	22.12	23.84	26.87	29.68	32.89	34.79	37.03	39.62	42.29	41.09	37.50	38.41	35.35	28.35	22.54	20.53	26.98	32.01
Wisconsin PS	21.21	19.61	18.56	17.69	17.68	17.62	18.49	21.87	24.17	26.24	28.17	29.93	31.37	32.80	34.99	37.17	39.27	40.06	36.67	37.13	34.99	28.43	24.92	23.24	27.59	31.76
Cleared Load (GW)	53.1	50.7	49.1	48.1	48.0	47.1	47.0	52.8	56.4	59.9	63.2	65.3	66.6	67.6	68.9	70.1	70.4	70.4	68.9	68.3	68.4	64.4	60.4	5.6		



## Preliminary Real-Time Prices with Forecasted and Actual System Load

Hour Ending:																									Avg. Hr \$	
	1	2	3	4	5	6	7	8	9	10	11	12	13	14	15	16	17	18	19	20	21	22	23	24	All	On Pk
Cinergy Hub	23.67	23.45	22.47	21.92	20.62	21.70	41.84	24.75	26.48	26.76	41.28	31.91	31.48	63.01	29.62	29.42	34.53	48.66	37.02	29.30	28.69	25.30	23.56	22.12	30.40	33.24
Illinois Hub	23.16	22.90	22.00	21.53	-29.22	19.37	-11.63	21.02	25.38	25.88	40.04	30.85	30.50	61.28	28.79	28.61	33.53	47.34	35.94	28.34	27.85	24.63	22.88	21.48	25.10	32.05
Indiana Hub	23.82	23.58	22.57	22.00	20.78	21.79	42.09	24.87	26.63	26.94	41.62	32.22	31.80	63.83	30.06	29.89	34.95	49.33	37.44	29.62	29.02	25.57	23.79	22.29	30.69	33.60
Michigan Hub	24.59	24.33	23.23	22.54	27.28	22.64	49.69	26.00	27.53	27.90	43.02	33.28	32.67	65.74	30.83	30.62	35.72	50.47	38.27	30.41	29.97	26.43	24.60	22.95	32.11	34.59
Minnesota Hub	10.03	10.35	8.22	0.59	-40.89	16.11	-14.73	19.58	21.16	24.82	31.86	29.35	28.84	50.91	28.77	28.41	32.13	48.37	37.02	28.87	28.43	24.79	22.13	18.02	20.55	30.34
Wisconsin PS	21.35	21.00	20.01	18.09	-44.19	18.89	-25.12	20.78	25.56	26.86	27.90	31.48	30.00	43.54	29.36	29.06	30.92	48.24	36.95	29.11	28.74	25.52	23.56	21.66	22.47	30.47
Forecasted Load (GW)	55.3	52.4	50.6	49.6	49.3	49.5	49.4	51.8	54.8	57.7	60.8	63.5	65.6	67.2	68.5	69.7	70.5	70.5	69.3	68.0	67.7	64.8	61.2	57.4		
Forecast Error %	-3.5%	-2.6%	-2.4%	-2.7%	-2.3%	-2.0%	-2.4%	-0.4%	1.4%	1.7%	1.7%	1.6%	1.2%	0.5%	0.4%	0.3%	0.4%	0.7%	0.1%	-32.9%	0.2%	-1.7%	-3.2%			





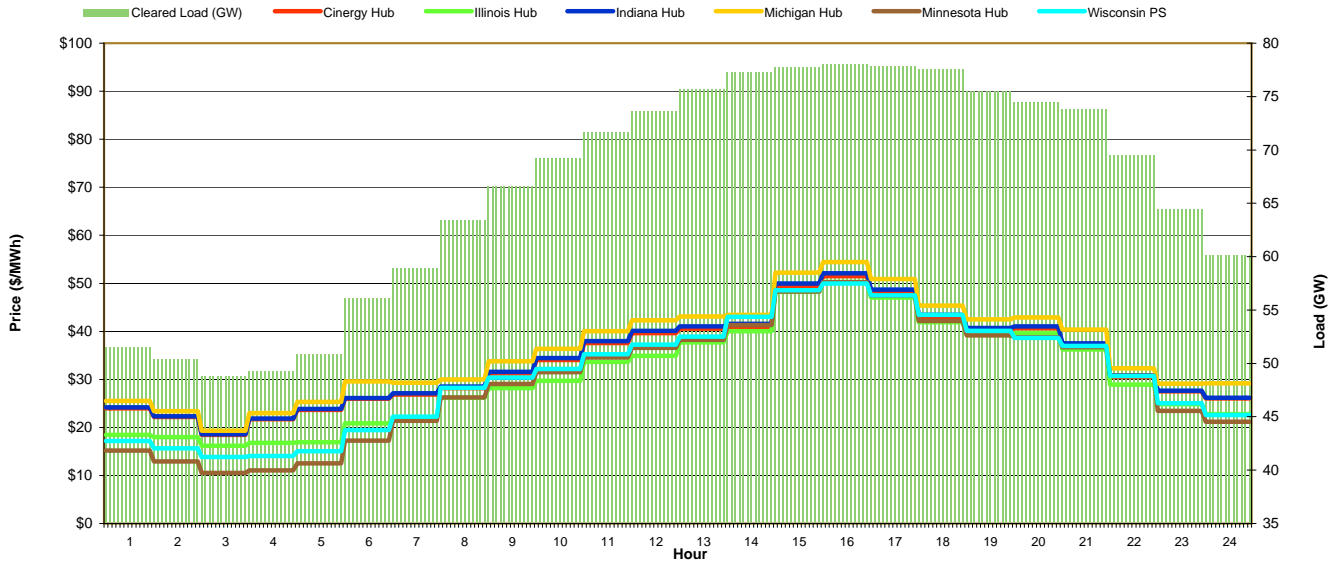
# MISO Daily Report

Monday August 22, 2011

Price	<=0	>=100	>=200
Forecast Error %	0-4.9%	5-9.9%	>=10%

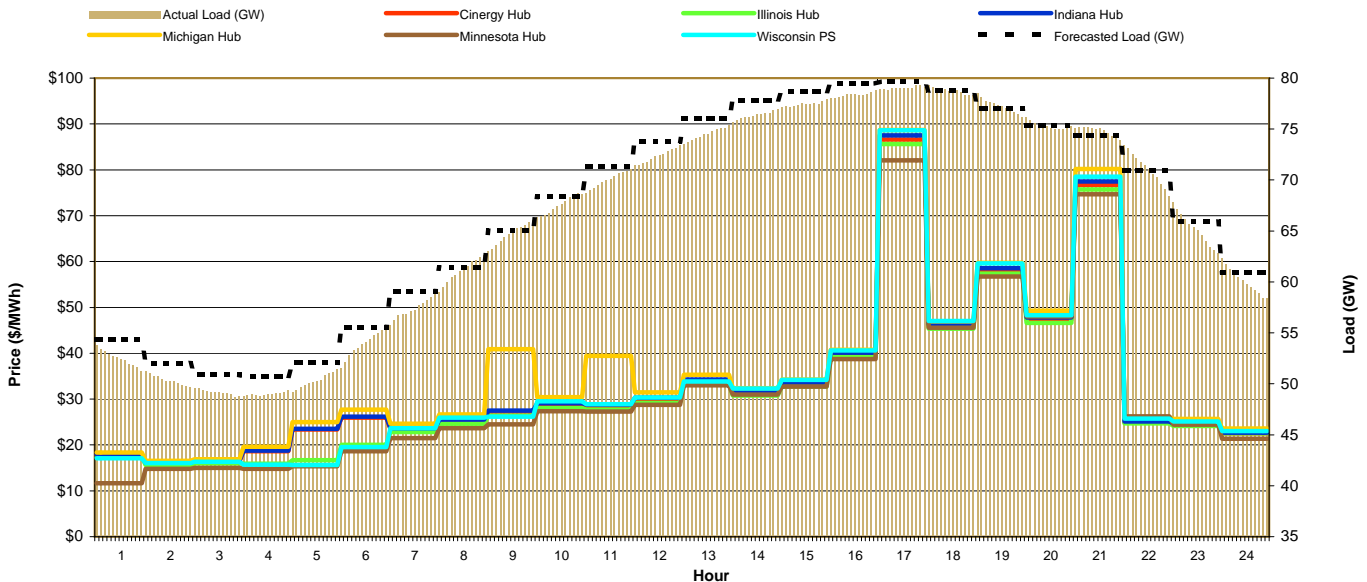
## Day-Ahead Prices and Cleared Load

Hour Ending:																									Avg. Hr \$	
	1	2	3	4	5	6	7	8	9	10	11	12	13	14	15	16	17	18	19	20	21	22	23	24	All	On Pk
Cinergy Hub	24.00	22.19	18.44	21.72	23.66	25.97	26.86	28.20	31.24	34.05	37.59	39.65	40.60	41.00	49.36	51.49	48.18	42.97	40.25	40.61	37.11	30.52	27.49	26.04	33.72	38.77
Illinois Hub	18.45	17.97	16.17	16.78	16.90	20.83	22.02	26.20	28.18	29.69	33.64	34.90	37.68	40.01	48.22	50.29	47.02	41.89	39.26	39.62	36.21	28.90	24.86	22.76	30.77	36.66
Indiana Hub	24.17	22.33	18.56	21.86	23.82	26.12	27.13	28.51	31.58	34.42	38.00	40.08	41.06	41.55	49.99	52.13	48.73	43.43	40.68	41.04	37.51	30.85	27.68	26.18	34.06	39.20
Michigan Hub	25.49	23.38	19.31	22.98	25.30	29.56	29.34	30.00	33.77	36.39	40.06	42.33	43.13	43.42	52.21	54.46	50.92	45.40	42.52	42.88	40.39	32.34	29.10	29.15	35.99	41.21
Minnesota Hub	15.19	12.91	10.50	11.04	12.50	17.23	21.37	26.26	29.08	31.51	34.55	36.59	38.27	41.28	48.30	50.21	47.43	42.20	39.19	38.76	36.74	30.77	23.45	21.20	29.86	37.16
Wisconsin PS	17.16	15.66	13.85	14.06	15.07	19.46	22.28	28.28	30.40	32.16	35.22	37.23	38.92	43.04	48.59	49.99	47.48	43.44	40.13	38.64	36.96	30.71	25.08	22.56	31.10	37.89
Cleared Load (GW)	51.5	50.4	48.8	49.3	50.9	56.2	58.9	63.5	66.7	69.2	71.6	73.6	75.7	77.3	77.8	78.1	77.9	77.5	75.5	74.4	73.9	69.5	64.4	6.0		



## Preliminary Real-Time Prices with Forecasted and Actual System Load

Hour Ending:																									Avg. Hr \$	
	1	2	3	4	5	6	7	8	9	10	11	12	13	14	15	16	17	18	19	20	21	22	23	24	All	On Pk
Cinergy Hub	17.76	16.02	16.40	18.66	23.35	25.98	23.53	25.38	27.26	28.87	28.53	29.84	33.94	31.37	33.29	39.73	86.60	45.79	57.92	47.34	76.71	24.89	24.44	22.51	33.59	40.12
Illinois Hub	17.35	15.62	15.99	15.94	16.71	20.04	22.79	24.61	26.39	28.06	27.72	29.19	33.13	30.77	32.74	39.17	85.63	45.35	57.33	46.62	75.75	24.71	24.15	22.54	32.43	39.46
Indiana Hub	17.88	16.14	16.52	18.79	23.52	26.17	23.69	25.56	27.48	29.13	28.80	30.27	34.27	31.70	33.63	40.14	87.54	46.29	58.53	47.82	77.47	25.10	24.63	22.68	33.91	40.52
Michigan Hub	18.35	16.54	16.92	19.59	25.00	27.70	24.61	26.66	40.86	30.46	39.43	31.48	35.32	32.41	34.24	40.77	88.67	46.98	59.71	49.26	80.17	26.06	25.68	23.62	35.85	43.01
Minnesota Hub	11.63	14.81	15.01	14.77	15.33	18.63	21.51	23.65	24.51	27.38	27.31	28.74	32.98	31.00	32.70	38.76	82.10	45.60	56.75	48.01	74.64	26.26	24.41	21.38	31.58	39.05
Wisconsin PS	17.13	16.03	16.36	15.74	15.67	19.53	23.66	25.94	26.19	29.49	28.90	30.36	33.87	32.28	34.19	40.62	88.65	47.04	59.62	48.31	78.51	25.74	25.13	23.02	33.41	40.93
Forecasted Load (GW)	54.3	52.0	50.9	50.7	52.1	55.5	59.1	61.4	65.0	68.3	71.3	73.8	76.0	77.8	78.7	79.5	79.7	78.8	77.0	75.3	74.4	70.9	65.9	60.9		
Forecast Error %	-3.4%	-3.3%	-3.5%	-3.5%	-3.1%	-3.0%	-0.6%	-0.5%	-1.2%	-1.8%	-2.0%	-2.0%	-1.9%	-1.6%	-1.4%	-0.8%	0.0%	0.4%	0.0%	0.5%	0.3%	-1.1%	-1.4%			





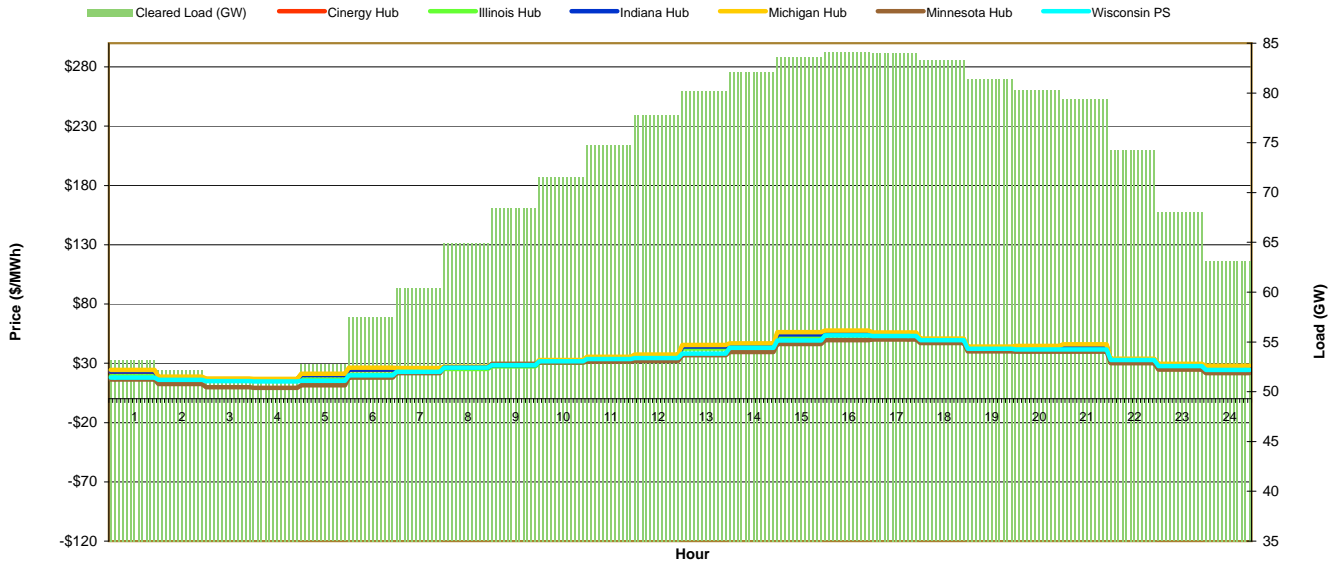
# MISO Daily Report

Tuesday August 23, 2011

Price	<=0	>=100	>=200
Forecast Error %	0-4.9%	5-9.9%	>=10%

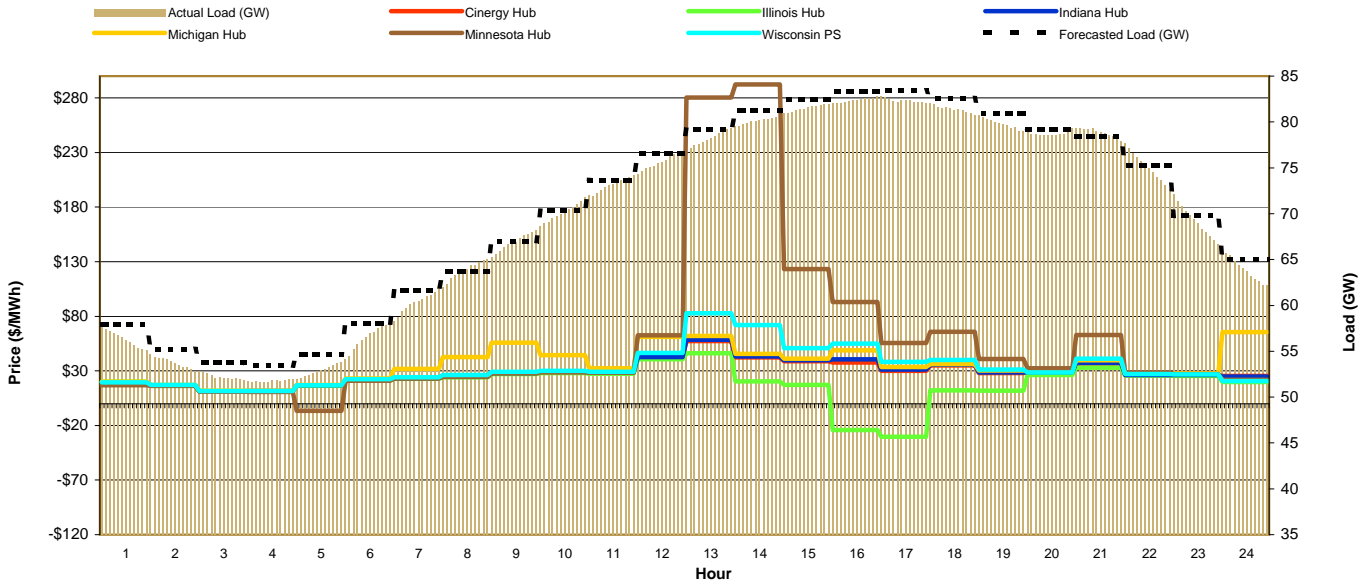
## Day-Ahead Prices and Cleared Load

Hour Ending:																									Avg. Hr \$	
	1	2	3	4	5	6	7	8	9	10	11	12	13	14	15	16	17	18	19	20	21	22	23	24	All	On Pk
Cinergy Hub	22.87	17.89	16.47	16.28	20.03	24.41	24.75	25.97	28.20	31.69	33.60	35.45	43.70	44.78	53.81	55.48	53.84	49.11	42.55	43.02	44.32	32.73	28.06	26.22	33.97	40.39
Illinois Hub	18.96	17.16	15.66	15.42	16.42	20.40	22.53	25.13	27.31	30.70	32.55	34.34	42.37	43.40	52.17	53.69	52.03	47.23	41.10	41.62	42.97	31.74	27.35	24.24	32.35	39.11
Indiana Hub	23.01	18.00	16.57	16.37	20.16	24.57	24.97	26.19	28.44	31.96	33.88	35.76	44.07	45.16	54.27	55.95	54.30	49.53	42.92	43.39	44.70	33.01	28.25	26.39	34.24	40.74
Michigan Hub	24.36	18.73	17.16	16.92	21.24	26.41	25.94	26.99	29.27	32.88	35.37	37.28	45.56	46.94	56.15	57.56	55.86	50.98	44.16	44.63	45.97	33.96	29.50	27.99	35.49	42.07
Minnesota Hub	16.22	12.49	9.89	9.22	11.54	17.94	21.78	26.67	29.57	30.63	31.31	31.91	36.91	39.54	46.15	49.61	49.98	47.16	40.05	39.83	39.73	30.18	24.76	21.77	29.79	37.12
Wisconsin PS	17.99	15.97	14.88	14.66	15.14	19.92	22.90	26.18	28.43	31.77	33.68	34.38	38.12	43.07	49.16	53.45	53.06	49.59	42.32	41.72	41.70	32.80	27.75	24.54	32.21	39.20
Cleared Load (GW)	53.2	52.2	51.1	51.2	52.7	57.5	60.4	64.9	68.4	71.5	74.8	77.8	80.1	82.1	83.6	84.1	84.0	83.3	81.4	80.3	79.4	74.3	68.0	6.3		



## Preliminary Real-Time Prices with Forecasted and Actual System Load

Hour Ending:																									Avg. Hr \$	
	1	2	3	4	5	6	7	8	9	10	11	12	13	14	15	16	17	18	19	20	21	22	23	24	All	On Pk
Cinergy Hub	19.15	16.63	11.36	11.41	16.65	22.12	23.23	24.92	27.86	28.81	28.24	42.32	57.41	42.31	38.97	37.77	30.02	35.15	28.10	28.61	36.75	26.08	26.09	25.45	28.56	33.71
Illinois Hub	20.11	16.31	11.14	11.15	16.33	21.57	22.67	24.30	27.08	28.04	27.53	40.63	46.25	20.31	17.04	-24.16	-30.17	12.18	12.01	26.24	32.96	25.56	25.47	19.79	18.76	19.45
Indiana Hub	19.27	16.74	11.43	11.48	16.74	22.26	23.38	25.08	28.08	29.08	28.51	42.80	58.40	43.19	39.74	40.51	31.11	35.57	28.71	28.98	37.36	26.37	26.35	24.87	29.00	34.37
Michigan Hub	19.97	17.30	11.80	11.89	17.28	23.12	31.92	42.64	55.86	44.57	32.33	61.23	62.02	45.54	41.18	48.88	33.56	36.11	30.28	30.16	39.85	27.64	27.64	65.66	35.77	41.22
Minnesota Hub	16.73	16.32	11.04	10.86	-6.59	20.92	23.02	24.59	27.82	28.72	28.43	62.57	280.29	292.28	123.26	93.15	55.65	65.81	41.00	32.43	62.75	28.65	27.23	21.79	57.86	79.66
Wisconsin PS	19.55	17.14	11.62	11.58	16.87	22.58	24.22	26.11	29.20	30.04	29.21	46.40	82.85	71.97	50.76	55.05	38.18	40.10	31.13	28.53	41.06	27.01	26.88	20.70	33.28	40.90
Forecasted Load (GW)	57.9	55.3	53.8	53.4	54.6	58.0	61.6	63.7	67.0	70.3	73.7	76.6	79.1	81.2	82.5	83.3	83.4	82.6	80.9	79.1	78.4	75.2	69.7	65.0		
Forecast Error %	-2.9%	-2.8%	-3.0%	-3.2%	-3.4%	-2.8%	-2.4%	0.1%	-0.2%	-0.3%	-0.8%	-1.4%	-1.3%	-1.4%	-1.3%	-1.2%	-1.3%	-1.5%	-1.4%	-0.6%	0.5%	-0.2%	-0.8%	-1.7%		





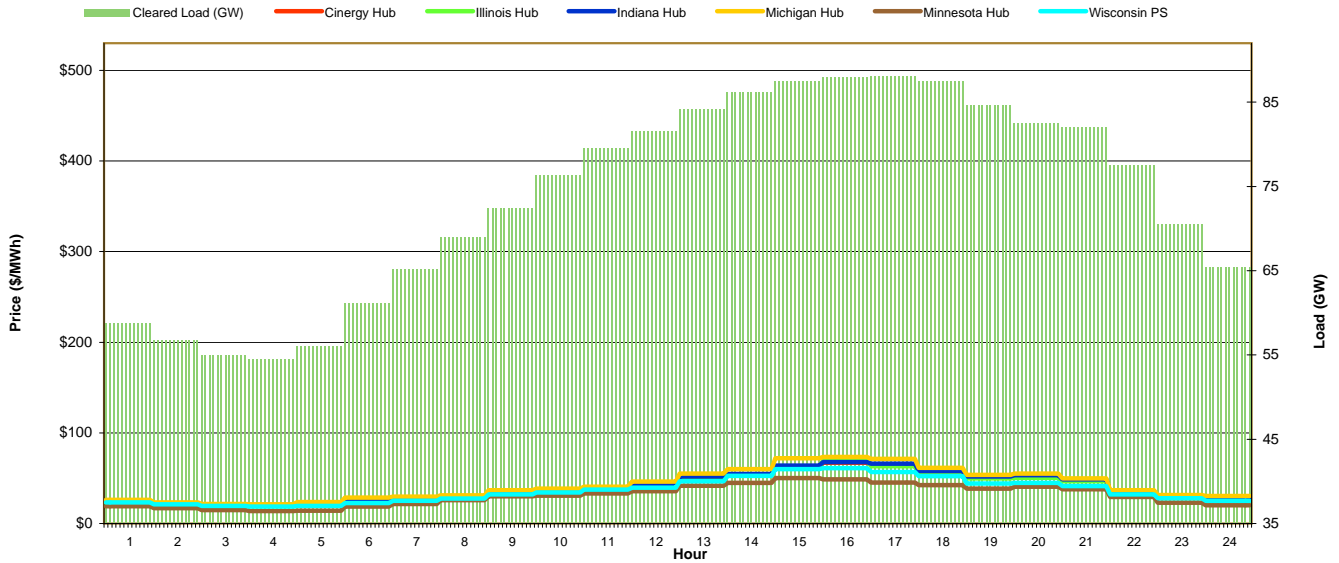
# MISO Daily Report

Wednesday August 24, 2011

Price	<=0	>=100	>=200
Forecast Error %	0-4.9%	5-9.9%	>=10%

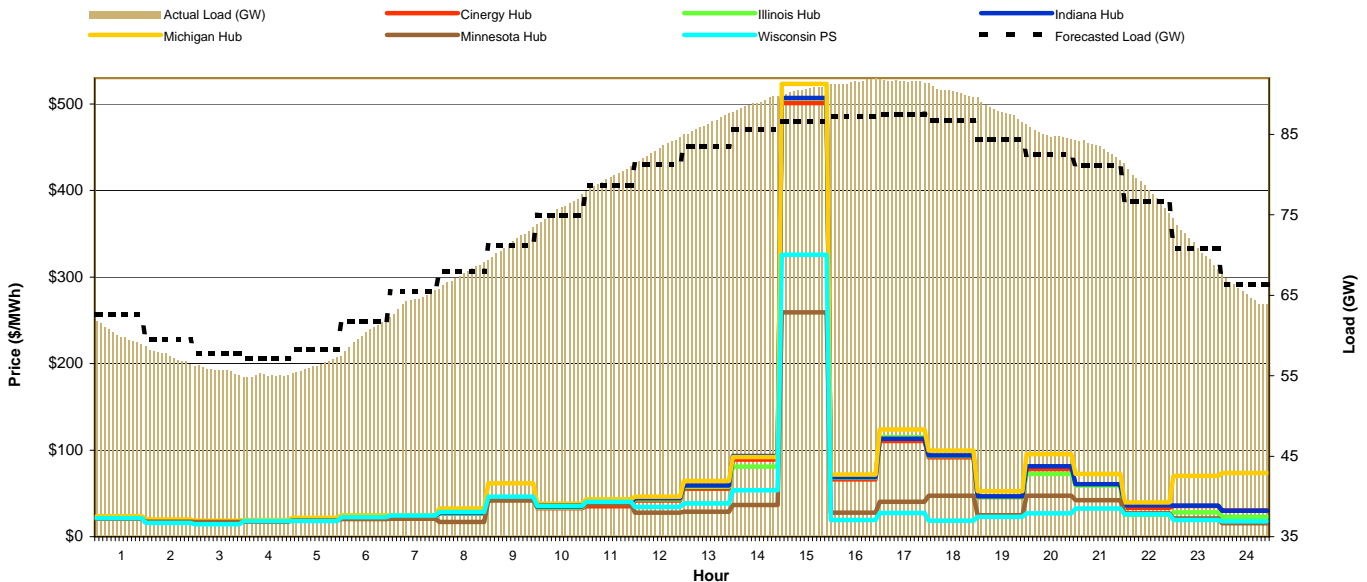
## Day-Ahead Prices and Cleared Load

Hour Ending:																									Avg. Hr \$	
	1	2	3	4	5	6	7	8	9	10	11	12	13	14	15	16	17	18	19	20	21	22	23	24	All	On Pk
Cinergy Hub	24.67	22.21	20.41	20.22	21.34	24.52	25.61	27.71	31.91	34.25	37.43	43.03	51.62	54.35	63.21	67.25	65.42	57.47	51.50	52.96	48.13	35.04	29.95	28.05	39.09	46.95
Illinois Hub	23.01	21.47	19.67	19.36	19.94	22.54	24.34	26.77	30.93	33.23	36.28	41.71	50.07	52.77	61.42	69.57	63.28	55.62	49.80	50.41	46.64	32.06	28.26	25.22	37.68	45.55
Indiana Hub	24.83	22.35	20.54	20.35	21.45	24.63	25.78	27.93	32.19	34.57	37.75	43.40	52.08	54.84	63.86	67.87	65.98	57.99	51.93	53.40	48.64	35.33	30.15	28.22	39.42	47.37
Michigan Hub	26.01	23.31	21.40	21.14	23.80	28.71	29.83	30.97	36.56	38.32	40.63	46.40	55.03	60.16	71.88	73.31	71.23	61.58	53.65	55.00	49.96	36.59	31.50	30.22	42.38	50.80
Minnesota Hub	19.12	16.83	15.00	13.92	13.98	18.71	21.66	25.87	30.07	30.66	33.36	35.80	41.49	44.69	50.03	48.76	45.21	42.21	38.52	40.71	37.90	29.16	23.12	20.10	30.70	37.35
Wisconsin PS	23.17	21.29	19.55	18.76	19.43	22.46	24.95	27.69	32.10	34.30	37.52	39.64	46.64	52.69	60.04	61.02	56.89	52.16	44.03	44.68	41.40	32.14	28.01	25.13	36.07	43.18
Cleared Load (GW)	58.9	56.7	55.0	54.6	56.1	61.2	65.2	69.0	72.4	76.3	79.5	81.6	84.2	86.3	87.5	88.0	88.1	87.5	84.7	82.6	82.1	77.5	70.5	6.5		



## Preliminary Real-Time Prices with Forecasted and Actual System Load

Hour Ending:																									Avg. Hr \$	
	1	2	3	4	5	6	7	8	9	10	11	12	13	14	15	16	17	18	19	20	21	22	23	24	All	On Pk
Cinergy Hub	21.47	18.45	17.66	18.43	20.48	23.35	23.49	27.32	44.10	33.05	35.31	41.61	55.31	89.19	501.20	66.09	110.49	91.81	45.94	78.18	59.90	33.27	35.38	30.33	63.41	84.26
Illinois Hub	20.64	17.07	16.30	17.75	19.16	24.31	22.97	26.72	43.22	33.79	37.93	43.41	57.81	80.86	506.82	67.99	115.06	93.28	46.03	72.62	59.33	25.48	28.08	22.77	62.48	83.65
Indiana Hub	21.63	18.59	17.80	18.57	20.62	23.51	23.65	27.51	44.70	34.85	39.05	44.37	59.15	93.27	507.23	68.73	113.25	93.92	46.64	81.26	60.63	36.10	35.91	29.87	65.03	86.66
Michigan Hub	23.82	19.94	18.53	19.31	21.89	24.54	24.77	32.44	61.90	38.16	43.20	46.21	64.45	92.04	523.50	71.80	123.99	99.38	52.70	95.59	72.31	39.68	70.26	73.59	73.08	95.48
Minnesota Hub	20.68	17.53	16.84	17.30	18.91	20.21	20.81	17.14	41.80	36.12	37.51	27.78	28.76	36.69	259.16	27.89	40.39	47.43	24.84	47.20	42.20	27.12	21.21	15.51	37.96	47.70
Wisconsin PS	21.52	15.77	14.59	18.09	18.08	22.48	24.34	28.62	46.21	35.65	40.21	34.29	38.58	53.47	325.78	19.18	27.36	18.33	22.98	27.03	32.71	25.98	19.20	17.82	39.51	49.72
Forecasted Load (GW)	62.6	59.5	57.7	57.1	58.3	61.7	65.5	68.0	71.2	75.0	78.6	81.3	83.5	85.6	86.6	87.3	87.5	86.7	84.4	82.5	81.1	76.7	70.8	66.3		
Forecast Error %	-4.0%	-3.4%	-3.6%	-3.8%	-3.6%	-2.8%	-1.9%	-0.6%	0.4%	0.9%	1.2%	2.2%	3.1%	3.7%	4.4%	4.6%	4.5%	4.0%	2.7%	2.1%	0.7%	-1.3%				







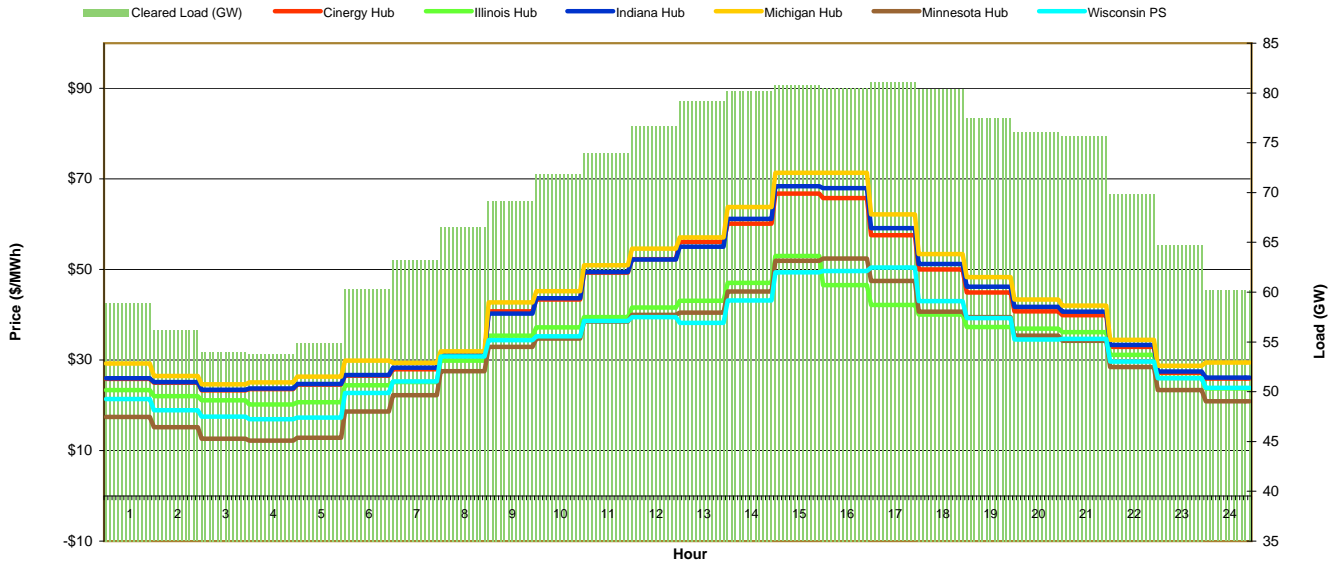
# MISO Daily Report

Thursday August 25, 2011

Price	<=0	>=100	>=200
Forecast Error %	0-4.9%	5-9.9%	>=10%

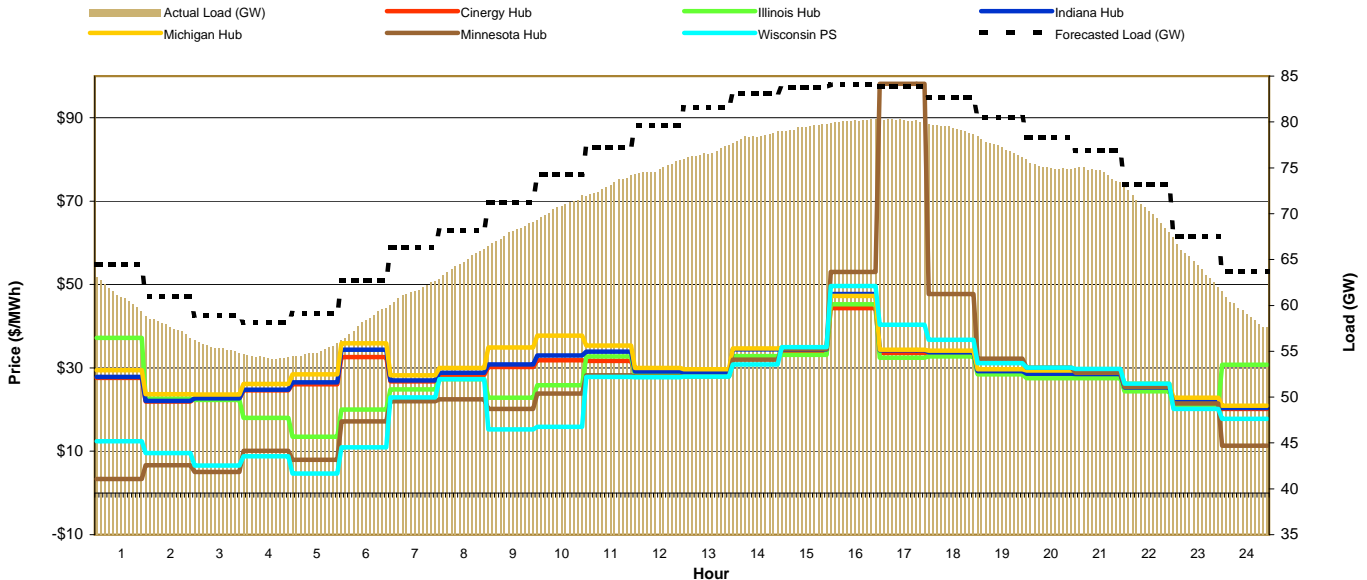
## Day-Ahead Prices and Cleared Load

Hour Ending:	Hour																								Avg. Hr \$	
	1	2	3	4	5	6	7	8	9	10	11	12	13	14	15	16	17	18	19	20	21	22	23	24	All	On Pk
Cinergy Hub	25.86	25.00	23.33	23.61	24.59	26.53	27.95	30.83	40.76	43.36	49.30	52.31	56.10	60.15	66.78	65.78	57.59	50.05	44.96	40.79	39.94	32.89	27.19	25.91	40.07	47.42
Illinois Hub	23.35	22.00	21.11	20.17	20.70	24.45	25.15	29.84	35.38	37.24	39.52	41.60	43.11	47.07	52.99	46.58	42.15	40.04	37.27	36.97	36.17	31.16	26.05	23.72	33.49	38.95
Indiana Hub	25.98	25.16	23.47	23.75	24.73	26.69	28.29	31.03	40.27	43.65	49.46	52.22	55.02	61.18	68.41	67.99	59.11	51.21	46.18	41.72	40.68	33.33	27.47	26.09	40.55	48.06
Michigan Hub	29.24	26.51	24.61	25.05	26.33	29.90	29.41	31.95	42.71	45.24	50.95	54.58	57.06	63.78	71.35	71.40	62.15	53.39	48.35	43.39	42.03	34.48	28.77	29.47	42.59	50.10
Minnesota Hub	17.41	15.15	12.62	12.17	12.81	18.61	22.27	27.57	32.94	34.75	38.48	39.95	40.46	45.12	51.93	52.42	47.50	40.70	39.50	35.40	34.24	28.47	23.34	20.91	31.03	38.30
Wisconsin PS	21.40	18.90	17.49	16.94	17.29	22.72	25.26	30.81	34.42	35.21	38.66	39.52	38.23	43.17	49.42	49.67	50.46	43.05	39.29	34.54	34.71	29.69	26.02	23.86	32.53	38.55
Cleared Load (GW)	58.9	56.1	54.0	53.8	54.9	60.3	63.2	66.5	69.2	71.9	74.0	76.7	79.2	80.2	80.8	80.5	81.0	80.4	77.5	76.1	75.7	69.9	64.8	6.0		



## Preliminary Real-Time Prices with Forecasted and Actual System Load

Hour Ending:	Hour																								Avg. Hr \$	
	1	2	3	4	5	6	7	8	9	10	11	12	13	14	15	16	17	18	19	20	21	22	23	24	All	On Pk
Cinergy Hub	27.59	21.93	22.60	24.61	26.09	32.61	26.76	28.30	30.22	31.80	31.67	28.75	28.60	32.56	33.49	44.31	33.59	33.30	28.74	27.67	28.06	24.93	21.88	20.20	28.76	30.49
Illinois Hub	37.20	22.60	22.30	18.05	13.49	20.04	24.87	27.29	22.82	25.84	32.75	28.32	27.97	32.84	33.13	45.27	32.48	32.79	28.45	27.52	27.52	24.40	20.71	30.73	27.47	29.38
Indiana Hub	27.86	22.10	22.70	24.79	26.53	34.37	27.02	28.81	30.81	32.97	33.88	29.17	28.93	34.48	34.43	47.75	34.20	33.79	29.26	28.61	28.56	25.32	22.08	20.40	29.53	31.44
Michigan Hub	29.46	23.67	23.61	26.13	28.47	35.90	28.26	30.02	34.88	37.76	35.34	30.01	29.70	34.65	34.84	47.30	34.34	34.16	29.72	29.38	29.48	26.24	22.64	20.94	30.71	32.54
Minnesota Hub	3.35	6.62	5.08	10.13	7.97	17.14	21.98	22.45	20.15	23.87	28.25	27.93	28.03	32.00	34.49	53.01	98.17	47.72	32.20	30.04	28.83	25.47	21.51	11.36	26.57	34.63
Wisconsin PS	12.42	9.54	6.59	8.79	4.64	10.97	22.91	27.34	15.23	15.90	27.88	27.74	27.90	30.81	34.95	49.64	40.39	36.78	31.15	30.07	29.76	26.20	20.21	17.80	23.56	29.49
Forecasted Load (GW)	64.4	61.0	58.9	58.2	59.1	62.7	66.3	68.2	71.2	74.3	77.2	79.6	81.6	83.2	83.8	84.1	83.9	82.7	80.5	78.3	76.8	73.1	67.5	63.7		
Forecast Error %	-5.3%	-5.6%	-6.3%	-7.1%	-7.6%	-8.0%	-7.9%	-5.5%	-5.0%	-5.1%	-5.8%	-6.2%	-6.5%	-6.1%	-5.5%	-5.0%	-4.7%	-4.2%	-4.2%	-4.3%	-3.2%	-3.8%	-4.6%	-7.5%		





Report missing  
ISO Load Data.

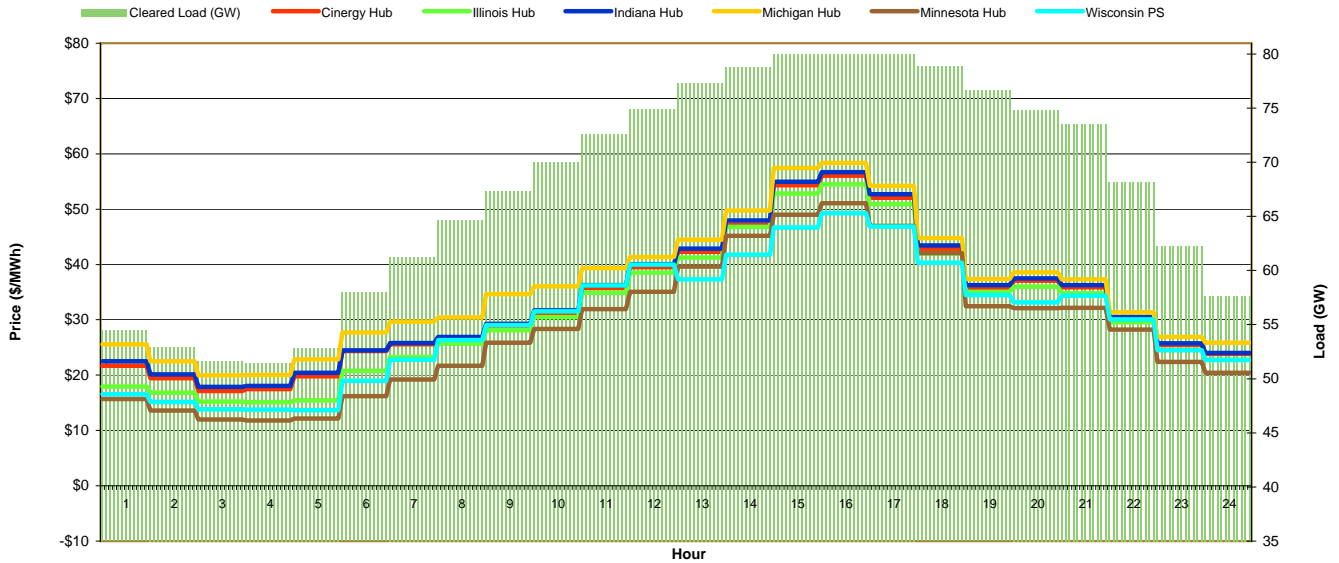
# MISO Daily Report

Friday August 26, 2011

Price	<=0	>=100	>=200
Forecast Error %	0-4.9%	5-9.9%	>=10%

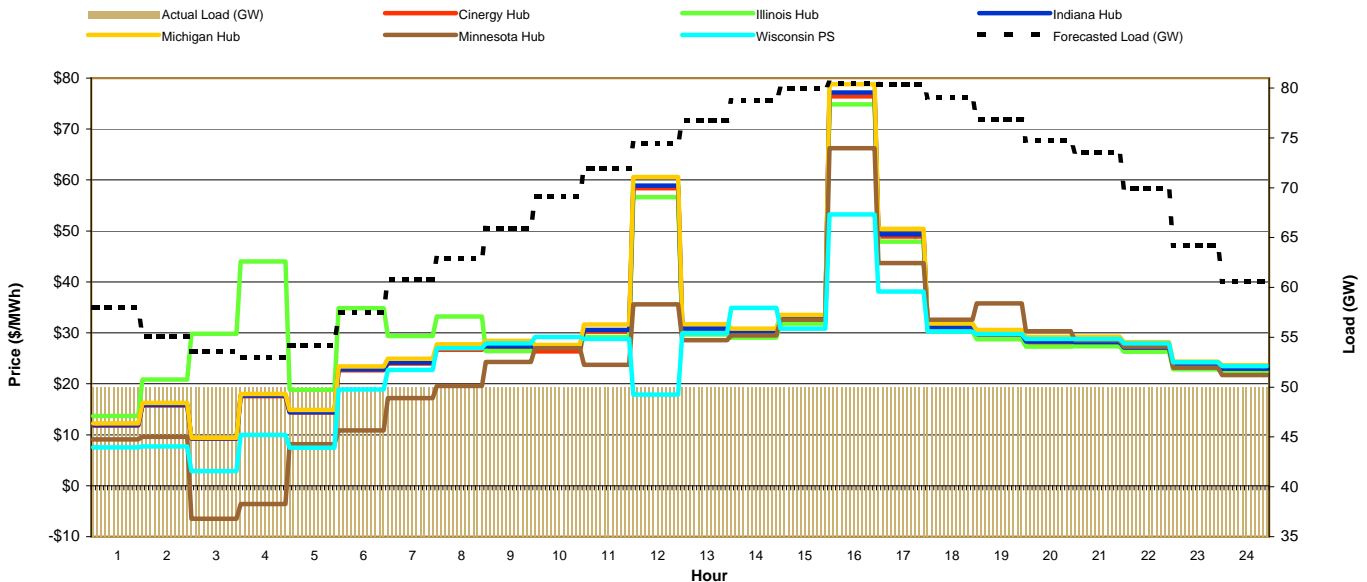
## Day-Ahead Prices and Cleared Load

Hour Ending:																									Avg. Hr \$			
	1	2	3	4	5	6	7	8	9	10	11	12	13	14	15	16	17	18	19	20	21	22	23	24	All	On Pk		
Cinergy Hub	21.71	19.45	17.15	17.46	19.78	24.34	25.60	26.71	28.99	31.26	35.76	39.53	42.31	47.17	54.29	56.05	52.04	42.86	35.73	37.06	35.84	30.05	25.46	23.82	32.93	38.82		
Illinois Hub	17.93	16.86	15.24	15.10	15.46	20.76	23.25	25.68	28.11	30.51	34.90	38.54	41.24	46.82	52.80	54.49	50.91	42.02	35.05	36.01	34.85	29.55	24.53	22.78	31.39	37.88		
Indiana Hub	22.53	20.14	17.87	18.04	20.40	24.50	25.80	26.92	29.30	31.69	36.25	40.04	42.84	47.94	54.95	56.68	52.69	43.46	36.29	37.49	36.25	30.51	25.72	24.01	33.43	39.31		
Michigan Hub	25.56	22.48	19.99	20.00	22.88	27.69	29.68	30.42	34.66	36.03	39.36	41.37	44.46	49.76	57.42	58.39	54.23	44.75	37.39	38.61	37.34	31.36	26.89	25.86	35.69	41.40		
Minnesota Hub	15.71	13.62	11.99	11.83	12.13	16.18	19.19	21.70	25.86	28.37	31.95	35.05	39.64	45.17	49.00	51.08	47.00	42.03	32.47	32.09	32.15	28.25	22.40	20.42	28.55	35.26		
Wisconsin PS	16.53	15.19	13.84	13.75	13.67	19.00	22.78	26.33	29.07	31.54	36.22	39.98	37.30	41.78	46.68	49.27	46.84	40.33	34.51	33.15	34.39	30.07	24.54	22.75	29.98	36.37		
Cleared Load (GW)	54.4	52.9	51.6	51.5	52.8	58.0	61.3	64.7	67.3	70.1	72.6	74.9	77.3	78.8	80.0	80.0	80.0	78.8	76.6	74.9	73.6	68.2	62.3	5.8				



## Preliminary Real-Time Prices with Forecasted and Actual System Load

Hour Ending:																									Avg. Hr \$			
	1	2	3	4	5	6	7	8	9	10	11	12	13	14	15	16	17	18	19	20	21	22	23	24	All	On Pk		
Cinergy Hub	11.82	15.75	9.20	17.57	14.34	22.66	24.00	26.66	27.17	26.34	30.27	58.41	30.60	29.81	32.52	76.44	48.92	30.84	29.48	28.05	27.96	26.91	23.32	22.82	28.83	34.61		
Illinois Hub	13.68	20.82	29.82	44.02	18.85	34.83	29.35	33.23	26.42	27.36	29.19	56.65	29.68	29.06	31.84	74.86	47.89	30.24	28.76	27.32	27.34	26.33	22.87	22.29	31.78	34.32		
Indiana Hub	11.94	15.86	9.25	17.67	14.44	22.82	24.17	27.12	27.40	27.12	30.55	58.91	30.91	30.13	32.85	77.16	49.37	31.13	29.76	28.30	28.20	27.12	23.48	22.97	29.11	34.97		
Michigan Hub	12.24	16.28	9.42	18.04	14.85	23.42	24.90	27.75	28.46	27.65	31.64	60.60	31.72	30.80	33.55	78.80	50.41	31.80	30.55	29.20	29.26	28.20	24.34	23.67	29.90	35.92		
Minnesota Hub	9.07	9.58	-6.51	-3.59	8.15	10.83	17.20	19.60	24.30	26.99	23.72	35.59	28.55	29.51	32.60	66.26	43.68	32.56	35.80	30.30	28.58	27.28	23.15	21.73	23.96	31.78		
Wisconsin PS	7.52	7.71	2.87	9.99	7.46	18.89	22.72	26.97	27.92	29.18	28.84	17.92	29.95	34.90	30.80	53.25	38.11	30.24	29.78	28.80	28.81	27.92	24.22	23.45	24.51	30.47		
Forecasted Load (GW)	58.0	55.1	53.6	53.0	54.2	57.4	60.8	62.9	66.0	69.1	72.0	74.5	76.8	78.7	79.9	80.5	80.4	79.1	76.8	74.7	73.6	70.0	64.3	60.6				
Forecast Error %	-15.9%	-10.2%	-7.1%	-6.0%	-8.3%	-14.9%	-21.5%	-25.8%	-31.9%	-38.3%	-44.0%	-48.9%	-53.5%	-57.4%	-59.8%	-61.0%	-60.8%	-58.1%	-53.6%	-49.5%	-47.2%	-39.9%	-28.5%	-21.3%				





Report missing  
ISO Load Data.

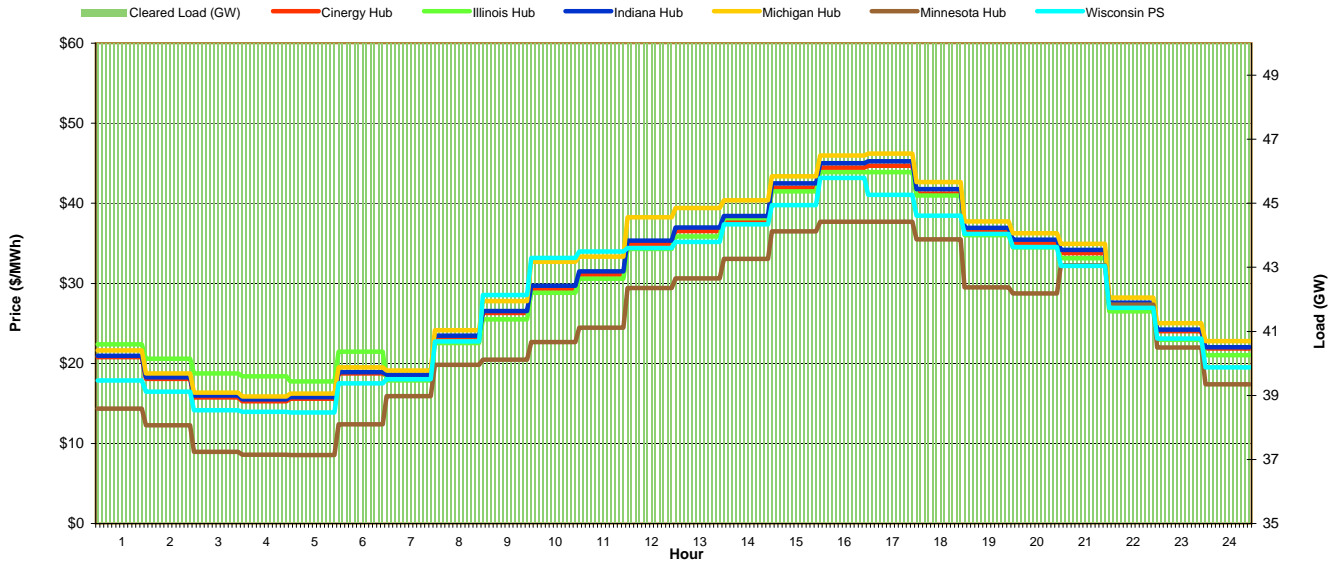
# MISO Daily Report

Saturday August 27, 2011

Price	<=0	>=100	>=200
Forecast Error %	0-4.9%	5-9.9%	>=10%

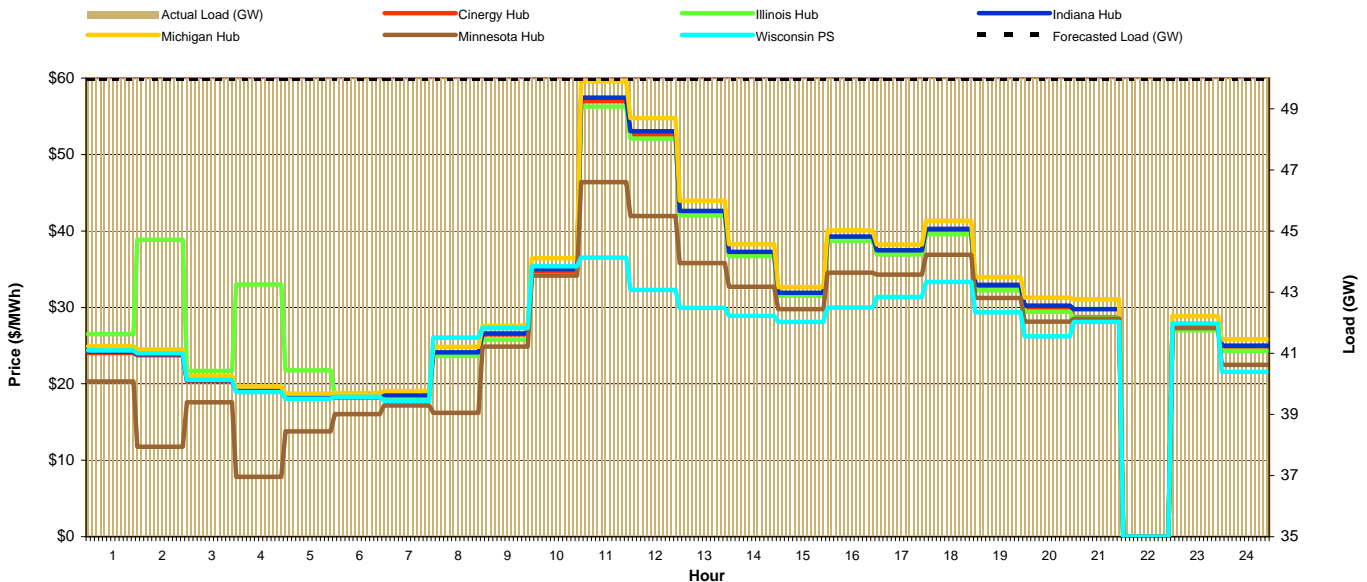
## Day-Ahead Prices and Cleared Load

Hour Ending:																									Avg. Hr \$			
	1	2	3	4	5	6	7	8	9	10	11	12	13	14	15	16	17	18	19	20	21	22	23	24	All	On Pk		
Cinergy Hub	20.78	18.06	15.73	15.27	15.59	18.75	18.42	23.25	26.30	29.36	31.08	34.92	36.53	37.66	41.93	44.44	44.68	41.20	36.49	35.04	33.76	27.26	24.01	21.86	28.85	34.24		
Illinois Hub	22.38	20.60	18.74	18.40	17.75	21.47	17.86	22.53	25.49	28.83	30.56	34.31	35.86	38.12	41.51	43.91	43.91	40.99	36.02	34.50	33.13	26.52	22.94	21.02	29.06	33.70		
Indiana Hub	20.94	18.26	15.97	15.50	15.80	18.89	18.60	23.48	26.56	29.72	31.50	35.34	36.96	38.40	42.49	45.01	45.24	41.79	36.95	35.46	34.16	27.60	24.21	22.03	29.20	34.68		
Michigan Hub	21.62	18.76	16.34	15.85	16.21	19.49	19.12	24.14	27.78	32.70	33.33	38.24	39.42	40.36	43.38	45.97	46.21	42.64	37.74	36.24	34.94	28.23	25.01	22.77	30.27	36.02		
Minnesota Hub	14.35	12.27	8.94	8.60	8.55	12.40	15.92	19.83	20.45	22.65	24.46	29.42	30.61	33.06	36.49	37.71	37.71	35.48	29.49	28.76	32.24	27.36	21.98	17.40	23.59	29.23		
Wisconsin PS	17.88	16.46	14.16	13.97	13.87	17.53	18.03	22.74	28.56	33.19	33.99	34.40	35.17	37.39	39.78	43.17	41.06	38.44	36.19	34.54	32.18	26.94	23.09	19.53	28.01	33.80		
Cleared Load (GW)	50.0	50.0	50.0	50.0	50.0	50.0	50.0	50.0	50.0	50.0	50.0	50.0	50.0	50.0	50.0	50.0	50.0	50.0	50.0	50.0	50.0	50.0	50.0	50.0	50.0	50.0		



## Preliminary Real-Time Prices with Forecasted and Actual System Load

Hour Ending:																									Avg. Hr \$			
	1	2	3	4	5	6	7	8	9	10	11	12	13	14	15	16	17	18	19	20	21	22	23	24	All	On Pk		
Cinergy Hub	24.05	23.72	20.35	19.09	18.17	18.21	18.45	23.96	26.45	34.77	56.99	52.57	42.25	36.90	31.59	38.87	37.07	39.87	32.62	29.94	28.71	0.00	27.48	24.80	29.45	33.75		
Illinois Hub	26.49	38.86	21.68	33.00	21.79	18.69	17.86	23.67	25.78	34.15	56.26	52.07	42.02	36.74	31.53	38.73	36.91	39.57	32.26	29.42	28.66	0.00	27.01	24.32	30.73	33.42		
Indiana Hub	24.21	23.88	20.48	19.20	18.28	18.32	18.56	24.10	26.59	35.00	57.43	53.04	42.64	37.26	31.91	39.26	37.46	40.28	32.96	30.23	29.79	0.00	27.73	25.00	29.73	34.11		
Michigan Hub	24.93	24.51	21.01	19.63	18.72	18.79	19.05	24.83	27.59	36.42	59.57	54.78	43.96	38.29	32.67	40.05	38.24	41.32	33.97	31.28	31.07	0.00	28.66	25.85	30.64	35.18		
Minnesota Hub	20.31	11.77	17.60	7.83	13.77	16.02	17.17	16.19	24.85	34.15	46.40	41.95	35.78	32.72	29.79	34.54	34.30	36.87	31.25	28.13	28.52	0.00	27.28	22.50	25.40	30.17		
Wisconsin PS	24.36	23.98	20.52	18.92	18.06	18.30	17.78	26.04	27.31	35.40	36.52	32.28	29.95	28.89	28.08	29.98	31.36	33.33	29.35	26.19	28.09	#DIV/0!	27.87	21.57	#DIV/0!	#DIV/0!		
Forecasted Load (GW)	50.0	50.0	50.0	50.0	50.0	50.0	50.0	50.0	50.0	50.0	50.0	50.0	50.0	50.0	50.0	50.0	50.0	50.0	50.0	50.0	50.0	50.0	50.0	50.0	50.0	50.0		
Forecast Error %	0.0%	0.0%	0.0%	0.0%	0.0%	0.0%	0.0%	0.0%	0.0%	0.0%	0.0%	0.0%	0.0%	0.0%	0.0%	0.0%	0.0%	0.0%	0.0%	0.0%	0.0%	0.0%	0.0%	0.0%	0.0%	0.0%		





Report missing  
ISO Load Data.

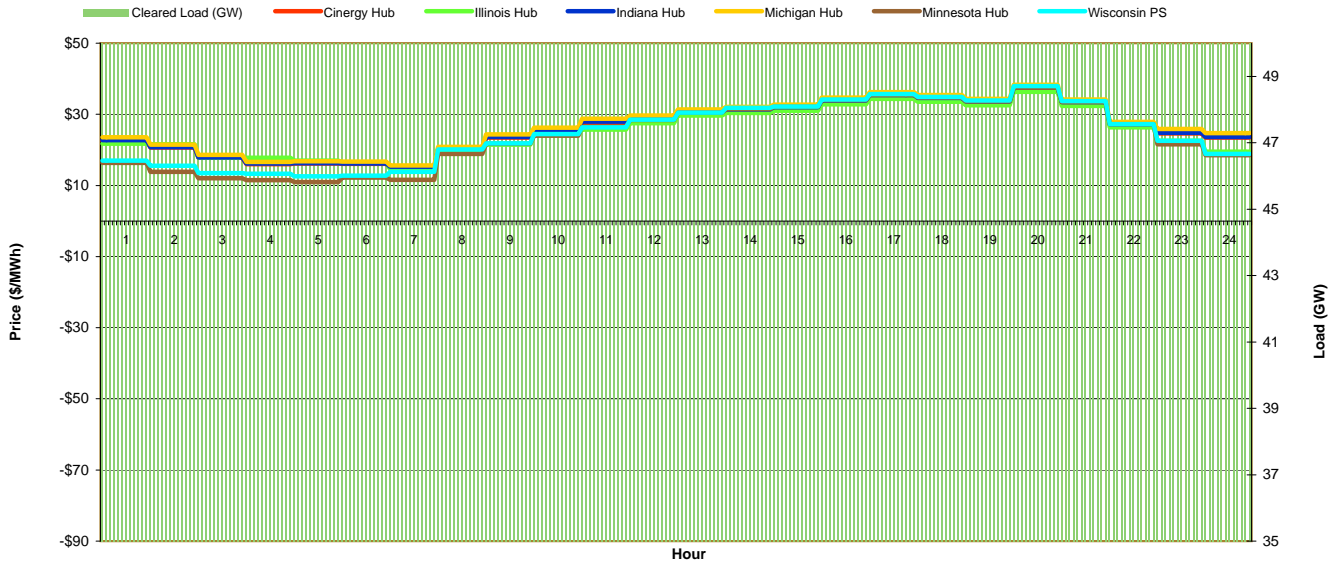
# MISO Daily Report

Sunday August 28, 2011

Price	<=0	>=100	>=200
Forecast Error %	0-4.9%	5-9.9%	>=10%

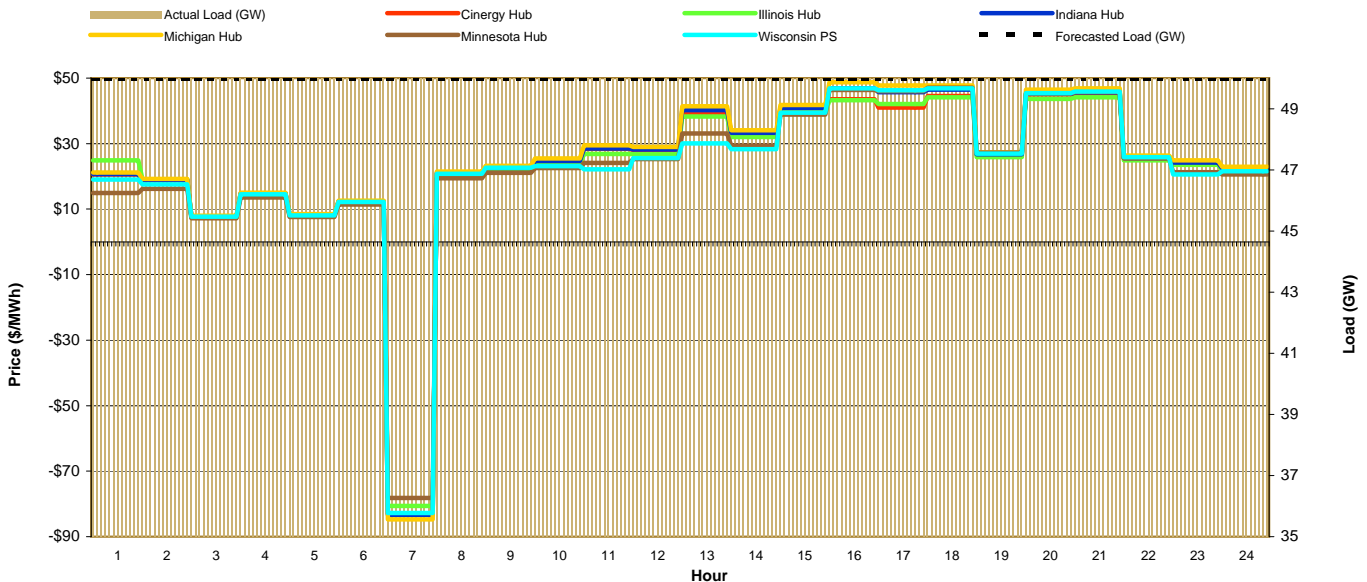
## Day-Ahead Prices and Cleared Load

Hour Ending:																									Avg. Hr \$	
	1	2	3	4	5	6	7	8	9	10	11	12	13	14	15	16	17	18	19	20	21	22	23	24	All	On Pk
Cinergy Hub	22.56	20.65	17.76	15.95	16.14	16.06	15.11	20.13	23.42	25.24	27.52	28.43	30.15	30.85	31.41	33.23	34.82	34.04	33.12	37.00	33.01	26.94	24.62	23.44	25.90	29.62
Illinois Hub	21.75	21.58	17.75	17.80	16.99	16.40	14.52	19.58	21.47	24.23	25.73	27.53	29.69	30.42	30.98	32.83	34.30	33.54	32.55	36.34	32.38	26.32	22.56	19.54	25.28	28.78
Indiana Hub	22.73	20.79	17.92	16.14	16.29	16.21	15.29	20.33	23.64	25.56	27.93	28.91	30.65	31.40	31.99	33.90	35.40	34.63	33.58	37.45	33.42	27.24	24.81	23.62	26.24	30.05
Michigan Hub	23.58	21.49	18.58	16.60	16.78	16.69	15.67	20.83	24.35	26.22	28.73	29.63	31.36	32.14	32.75	34.71	36.22	35.43	34.34	38.28	34.17	27.85	25.91	24.73	26.96	30.81
Minnesota Hub	16.31	13.84	12.06	11.46	10.94	12.21	11.60	18.87	21.79	24.02	26.53	28.45	30.47	31.46	32.06	33.98	35.45	34.68	33.62	37.48	33.45	27.26	21.58	18.49	24.09	29.45
Wisconsin PS	16.99	15.54	13.46	13.29	12.57	12.74	13.82	20.10	21.86	24.44	26.35	28.54	30.52	31.80	32.22	34.18	35.69	34.88	33.91	37.95	33.71	27.20	22.57	18.84	24.71	29.74
Cleared Load (GW)	50.0	50.0	50.0	50.0	50.0	50.0	50.0	50.0	50.0	50.0	50.0	50.0	50.0	50.0	50.0	50.0	50.0	50.0	50.0	50.0	50.0	50.0	50.0	50.0		



## Preliminary Real-Time Prices with Forecasted and Actual System Load

Hour Ending:																									Avg. Hr \$	
	1	2	3	4	5	6	7	8	9	10	11	12	13	14	15	16	17	18	19	20	21	22	23	24	All	On Pk
Cinergy Hub	20.56	18.82	7.77	14.74	8.24	12.30	-82.92	20.92	22.52	24.65	28.43	28.05	39.44	33.09	40.64	43.54	40.97	44.52	26.54	44.97	45.28	25.42	24.12	22.36	23.12	33.32
Illinois Hub	24.90	19.11	7.53	14.27	7.98	11.94	-80.63	20.23	21.79	23.70	26.84	26.79	38.29	32.06	39.49	43.22	42.13	44.11	25.88	43.69	44.09	24.86	23.55	21.76	22.82	32.55
Indiana Hub	20.68	18.91	7.81	14.81	8.28	12.36	-83.33	21.01	22.59	24.71	28.54	28.19	40.24	33.30	40.91	46.89	45.73	46.50	26.79	45.26	45.56	25.57	24.23	22.46	23.67	34.13
Michigan Hub	21.14	19.27	7.95	15.06	8.43	12.58	-84.72	21.45	23.20	25.45	29.47	29.03	41.40	34.06	41.84	48.76	47.73	47.75	27.32	46.44	46.87	26.35	24.91	22.98	24.36	35.13
Minnesota Hub	14.92	16.23	7.18	13.59	7.56	11.37	-78.21	19.38	21.13	22.51	24.08	25.25	33.13	29.39	38.89	46.40	46.04	47.09	27.22	45.30	45.72	25.48	21.28	20.56	22.15	32.39
Wisconsin PS	18.99	17.52	7.68	14.56	8.13	12.20	-82.82	20.83	22.64	23.17	22.14	25.61	30.03	28.34	39.49	46.87	46.30	46.87	26.92	45.39	45.95	25.92	20.62	21.57	22.29	32.32
Forecasted Load (GW)	50.0	50.0	50.0	50.0	50.0	50.0	50.0	50.0	50.0	50.0	50.0	50.0	50.0	50.0	50.0	50.0	50.0	50.0	50.0	50.0	50.0	50.0	50.0	50.0		
Forecast Error %	0.0%	0.0%	0.0%	0.0%	0.0%	0.0%	0.0%	0.0%	0.0%	0.0%	0.0%	0.0%	0.0%	0.0%	0.0%	0.0%	0.0%	0.0%	0.0%	0.0%	0.0%	0.0%	0.0%	0.0%		





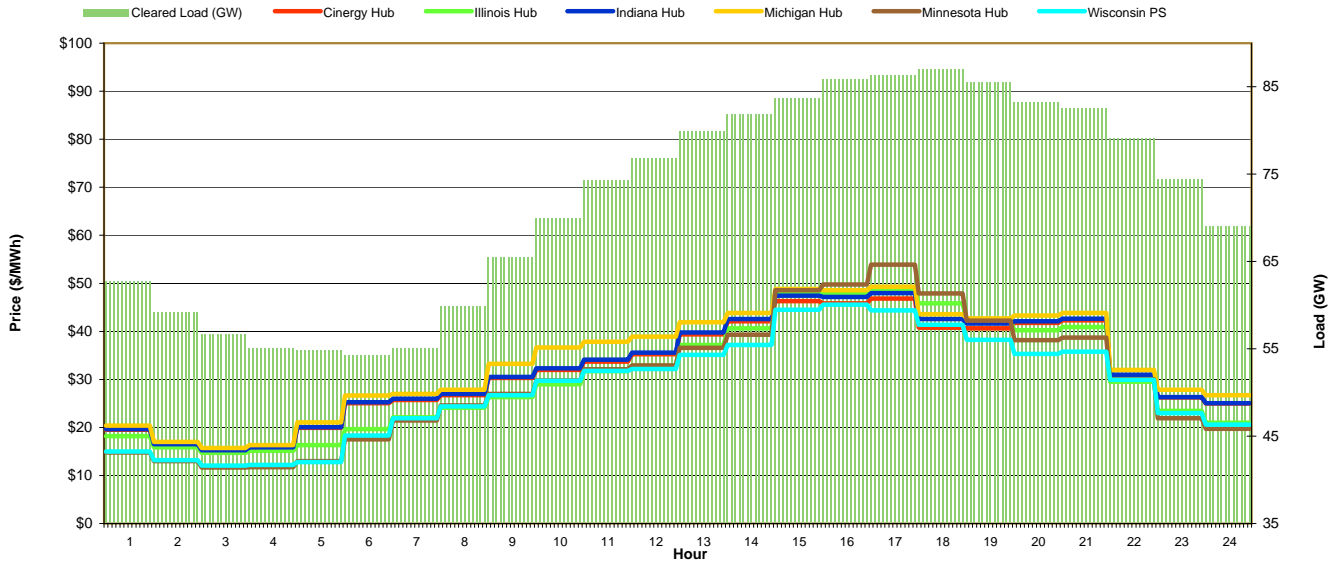
# MISO Daily Report

Monday August 29, 2011

Price	<=0	>=100	>=200
Forecast Error %	0-4.9%	5-9.9%	>=10%

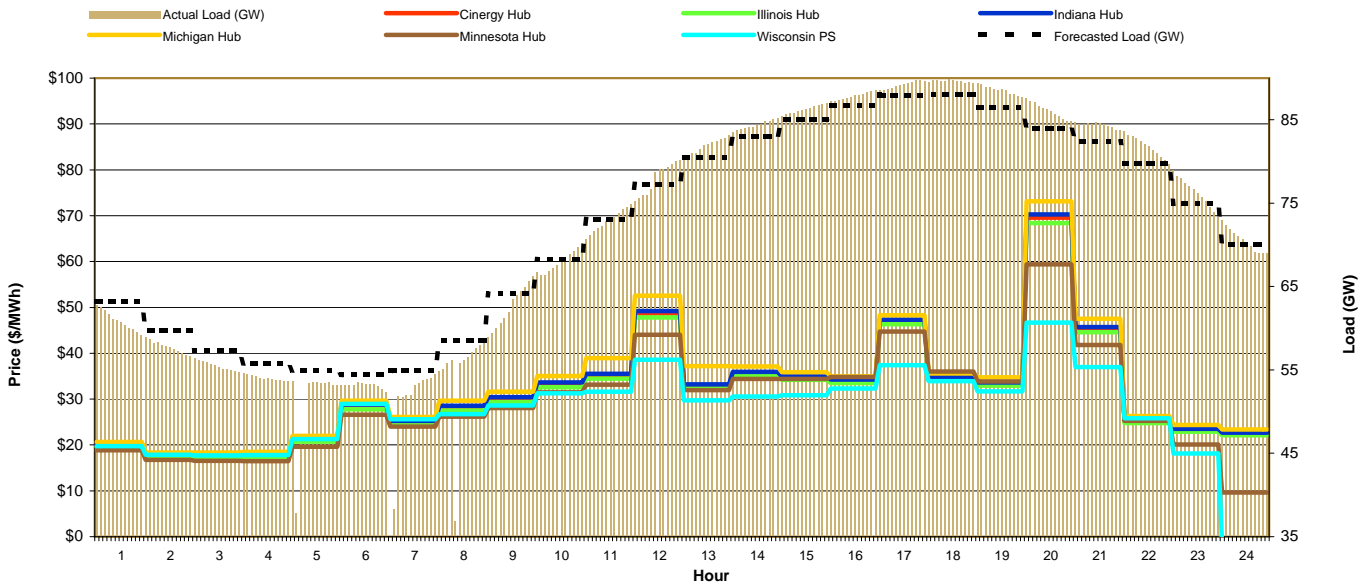
## Day-Ahead Prices and Cleared Load

Hour Ending:																									Avg. Hr \$	
	1	2	3	4	5	6	7	8	9	10	11	12	13	14	15	16	17	18	19	20	21	22	23	24	All	On Pk
Cinergy Hub	19.51	16.40	15.15	15.74	19.91	25.06	25.71	26.74	30.32	31.95	33.74	35.25	39.40	42.09	46.28	45.86	46.81	40.74	40.61	41.75	42.32	30.69	26.25	25.00	31.80	37.55
Illinois Hub	18.17	15.84	14.72	15.14	16.30	19.65	22.11	24.13	26.31	28.97	31.68	32.85	37.17	40.61	47.85	47.89	48.53	45.81	42.15	40.26	40.91	29.50	23.48	20.96	30.46	36.76
Indiana Hub	19.65	16.52	15.28	15.85	20.06	25.25	25.96	27.00	30.48	32.28	34.13	35.60	39.79	42.55	47.45	47.17	47.97	42.57	41.62	42.12	42.67	30.99	26.31	25.04	32.26	38.17
Michigan Hub	20.37	17.02	15.73	16.34	21.07	26.63	26.95	27.84	33.22	36.63	37.81	38.93	41.92	43.83	48.86	48.58	49.30	43.57	42.70	43.33	43.84	31.97	27.84	26.74	33.79	40.01
Minnesota Hub	14.80	13.02	11.69	11.71	13.00	17.54	21.44	24.61	27.01	29.76	32.08	32.91	36.58	39.28	48.55	49.79	53.92	47.92	42.27	38.20	38.73	30.04	21.89	19.72	29.85	37.10
Wisconsin PS	14.97	13.20	12.08	12.20	12.82	18.32	21.92	24.36	26.69	29.70	31.80	32.17	35.09	37.16	44.50	45.58	44.34	41.41	38.23	35.34	35.75	29.94	22.96	20.59	28.38	34.69
Cleared Load (GW)	62.7	59.2	56.7	55.1	54.9	54.3	55.1	59.9	65.5	70.0	74.3	76.9	80.0	81.9	83.7	85.9	86.4	87.0	85.5	83.3	82.6	79.1	74.4	6.9		



## Preliminary Real-Time Prices with Forecasted and Actual System Load

Hour Ending:																									Avg. Hr \$	
	1	2	3	4	5	6	7	8	9	10	11	12	13	14	15	16	17	18	19	20	21	22	23	24	All	On Pk
Cinergy Hub	20.14	17.85	17.82	17.93	21.36	28.70	25.14	28.38	30.20	33.35	35.19	48.69	32.90	35.61	34.61	33.86	46.82	34.43	33.29	69.58	45.25	25.16	23.38	22.57	31.76	36.92
Illinois Hub	19.54	17.32	17.31	17.39	20.70	27.78	24.29	27.48	29.41	32.58	34.46	47.79	32.34	35.09	34.18	33.51	46.35	34.09	32.92	68.41	44.58	24.77	22.89	22.11	31.14	36.30
Indiana Hub	20.23	17.93	17.90	18.01	21.45	28.83	25.25	28.55	30.43	33.65	35.53	49.19	33.25	35.96	34.96	34.23	47.32	34.82	33.65	70.27	45.71	25.37	23.55	22.69	32.03	37.28
Michigan Hub	20.65	18.35	18.33	18.47	22.01	29.64	26.10	29.63	31.62	35.06	38.91	52.55	37.22	37.14	35.86	34.98	48.28	35.59	34.74	73.12	47.54	26.34	24.32	23.36	33.33	38.93
Minnesota Hub	18.86	16.74	16.54	16.46	19.59	26.61	24.00	26.15	28.02	31.49	33.16	44.05	31.97	34.41	34.40	34.85	44.73	36.01	33.85	59.42	41.82	25.25	20.08	9.63	29.50	34.98
Wisconsin PS	19.73	17.84	17.75	17.81	21.31	28.97	25.60	26.76	28.59	31.26	31.63	38.61	29.76	30.56	30.86	32.31	37.38	33.93	31.69	46.71	36.97	25.80	18.14	-1.81	27.42	31.93
Forecasted Load (GW)	63.2	59.7	57.3	55.7	55.0	54.4	54.9	58.5	64.1	68.3	73.1	77.3	80.5	83.0	85.0	86.7	88.0	88.0	86.5	84.0	82.4	79.8	74.9	70.1		
Forecast Error %	-3.7%	-3.5%	-3.3%	-3.1%	-7.5%	-2.5%	-9.9%	-6.6%	-2.5%	-0.5%	-0.3%	0.8%	1.7%	1.6%	1.4%	1.3%	1.3%	1.3%	1.8%	2.3%	2.4%	2.3%	1.8%	0.7%		





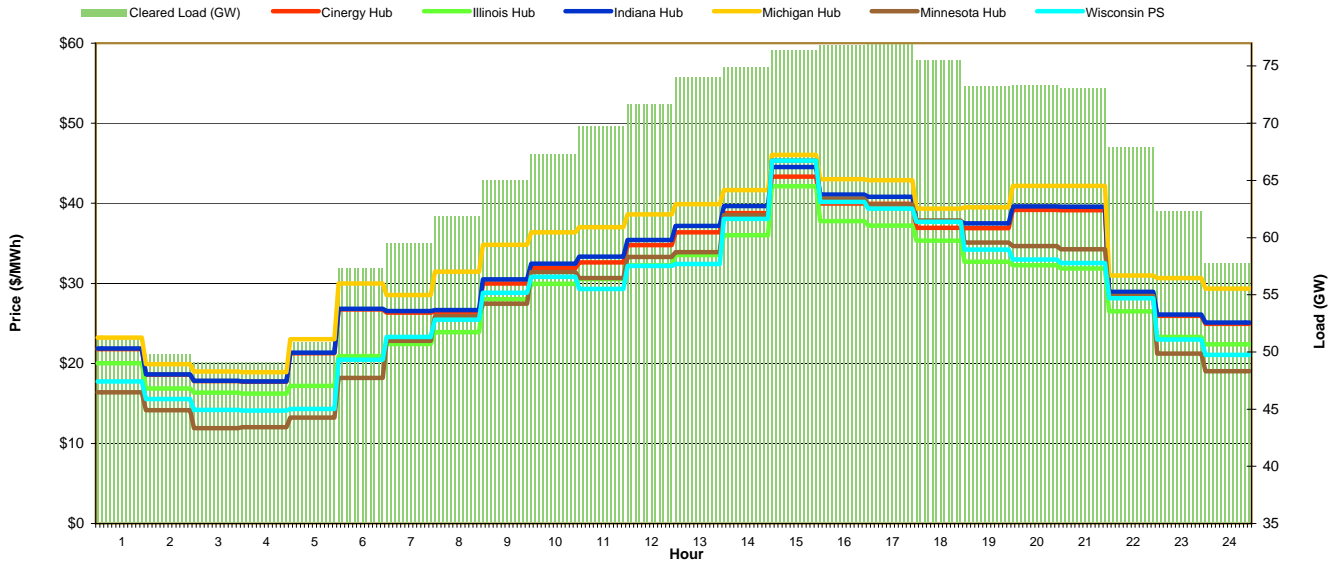
# MISO Daily Report

Tuesday August 30, 2011

Price	<=0	>=100	>=200
Forecast Error %	0-4.9%	5-9.9%	>=10%

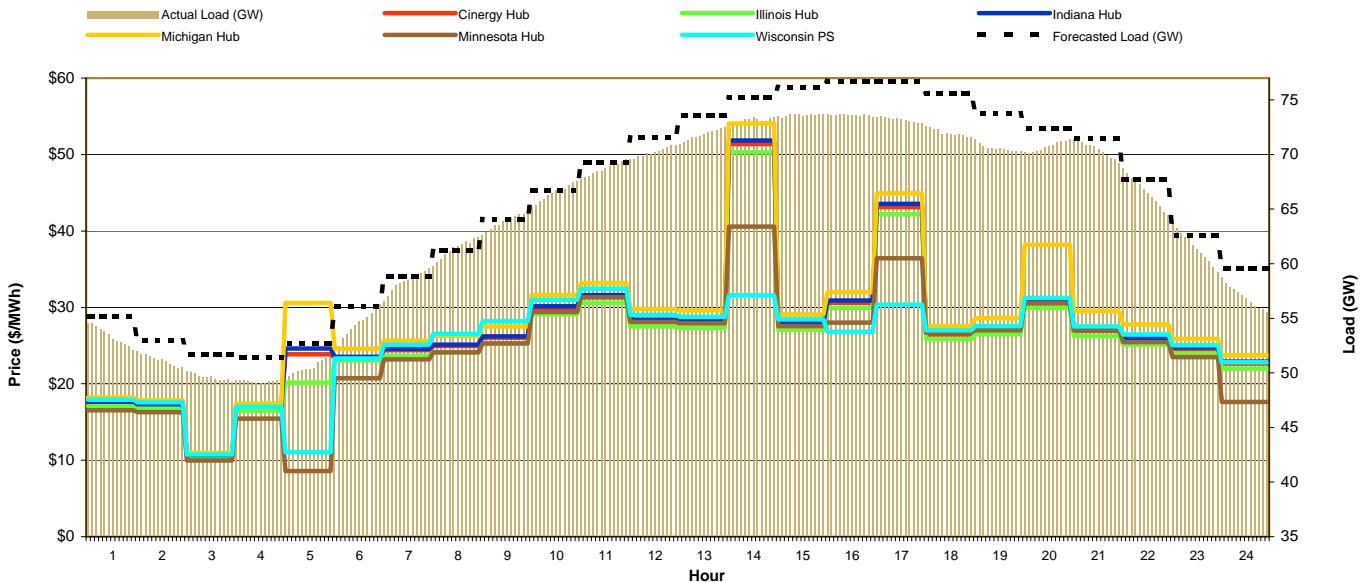
## Day-Ahead Prices and Cleared Load

Hour Ending:																									Avg. Hr \$	
	1	2	3	4	5	6	7	8	9	10	11	12	13	14	15	16	17	18	19	20	21	22	23	24	All	On Pk
Cinergy Hub	21.78	18.59	17.80	17.71	21.26	26.74	26.36	26.48	29.97	31.88	32.60	34.76	36.37	38.78	43.34	39.97	39.95	36.95	36.91	39.17	39.15	28.54	25.93	24.94	30.66	35.05
Illinois Hub	20.02	16.85	16.33	16.21	17.20	20.90	22.42	23.89	28.01	29.96	30.53	32.27	33.54	36.03	42.13	37.78	37.21	35.32	32.70	32.24	31.87	26.49	23.30	22.39	27.73	32.08
Indiana Hub	21.87	18.64	17.84	17.76	21.33	26.84	26.56	26.67	30.49	32.47	33.34	35.40	37.17	39.66	44.52	41.08	40.83	37.73	37.51	39.62	39.58	28.96	26.11	25.11	31.13	35.70
Michigan Hub	23.23	19.90	18.99	18.91	23.01	30.00	28.56	31.45	34.83	36.36	37.03	38.62	39.88	41.67	46.06	43.02	42.91	39.34	39.51	42.18	42.18	30.98	30.65	29.36	33.69	38.54
Minnesota Hub	16.40	14.16	11.91	12.04	13.22	18.20	22.82	25.92	27.46	31.40	30.67	33.28	33.90	38.54	45.32	40.56	39.86	37.87	35.11	34.64	34.25	28.44	21.22	19.01	27.76	33.65
Wisconsin PS	17.75	15.57	14.20	14.12	14.32	20.45	23.31	25.47	28.83	30.82	29.31	32.18	32.41	38.07	45.33	40.17	39.32	37.68	34.21	32.98	32.55	28.13	22.97	21.07	27.96	33.15
Cleared Load (GW)	51.3	49.8	49.2	49.2	50.9	57.3	59.6	61.9	65.0	67.3	69.8	71.7	74.0	75.0	76.4	76.8	76.9	75.6	73.3	73.4	73.1	68.0	62.3	5.8		



## Preliminary Real-Time Prices with Forecasted and Actual System Load

Hour Ending:																									Avg. Hr \$	
	1	2	3	4	5	6	7	8	9	10	11	12	13	14	15	16	17	18	19	20	21	22	23	24	All	On Pk
Cinergy Hub	17.56	17.24	10.62	16.89	23.86	23.36	24.43	24.96	26.04	29.92	31.35	28.15	27.98	51.36	27.71	30.60	43.12	26.46	27.22	30.83	26.93	25.66	24.55	22.67	26.64	30.18
Illinois Hub	17.10	16.79	10.33	16.51	20.15	23.06	23.65	24.13	25.24	29.12	30.62	27.50	27.33	50.28	27.10	29.92	42.20	25.83	26.52	29.94	26.27	25.13	23.93	21.98	25.86	29.44
Indiana Hub	17.67	17.35	10.69	16.99	24.62	23.52	24.58	25.11	26.19	30.13	31.62	28.40	28.24	51.83	27.98	30.91	43.56	26.75	27.52	31.17	27.21	25.90	24.77	22.92	26.90	30.46
Michigan Hub	18.22	17.83	10.97	17.43	30.56	24.59	25.62	26.31	27.52	31.60	33.17	29.75	29.59	54.06	29.04	31.97	44.91	27.54	28.61	38.18	29.51	27.74	25.66	23.74	28.51	32.21
Minnesota Hub	16.52	16.28	9.95	15.46	8.57	20.71	23.18	24.11	25.28	29.38	31.30	28.09	27.94	40.57	27.54	28.01	36.42	26.70	27.01	30.54	26.96	25.44	23.51	17.64	24.46	28.68
Wisconsin PS	17.94	17.58	10.76	17.00	11.06	23.32	25.14	26.55	28.20	30.99	32.47	29.01	28.76	31.55	28.45	26.82	30.38	27.00	27.56	31.22	27.52	26.46	25.04	22.82	25.15	28.62
Forecasted Load (GW)	55.1	53.0	51.7	51.4	52.7	56.1	58.8	61.2	64.1	66.7	69.3	71.5	73.6	75.3	76.2	76.7	76.7	75.6	73.7	72.4	71.4	67.7	62.6	59.6		
Forecast Error %	-3.3%	-3.5%	-4.2%	-4.4%	-3.3%	-0.9%	0.2%	-0.3%	-0.4%	-0.9%	-1.9%	-2.5%	-2.9%	-3.5%	-4.2%	-4.7%	-5.0%	-4.4%	-2.3%	-1.4%	-1.7%	-1.6%	-4.5%			





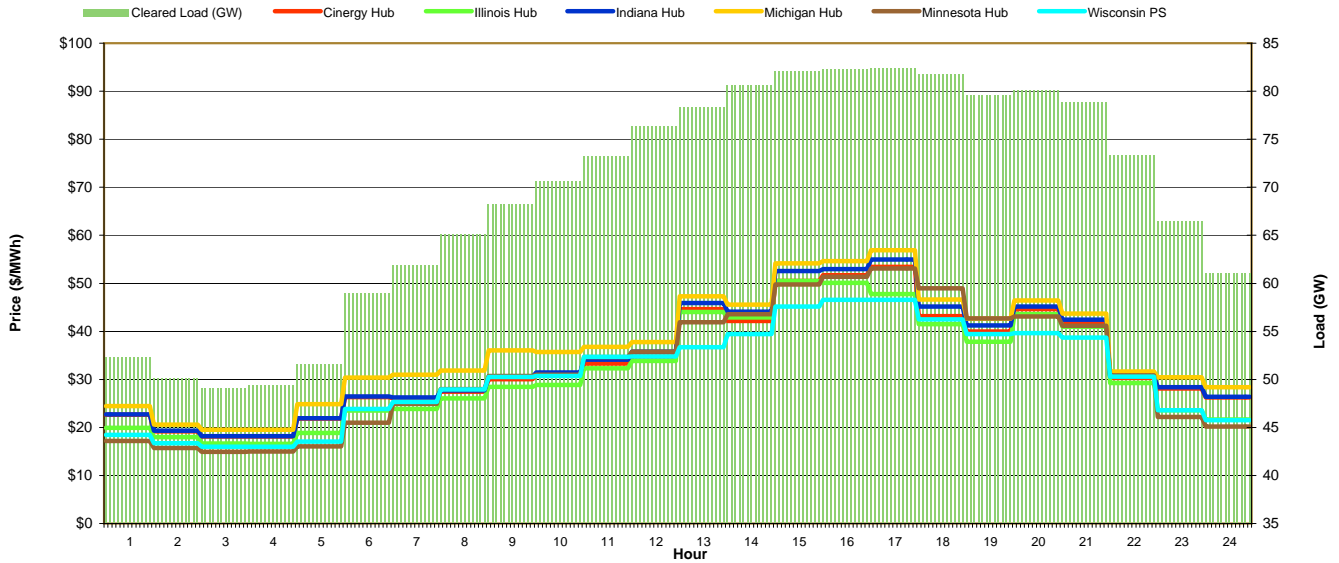
# MISO Daily Report

Wednesday August 31, 2011

Price	<=0	>=100	>=200
Forecast Error %	0-4.9%	5-9.9%	>=10%

## Day-Ahead Prices and Cleared Load

Hour Ending:																									Avg. Hr \$			
	1	2	3	4	5	6	7	8	9	10	11	12	13	14	15	16	17	18	19	20	21	22	23	24	All	On Pk		
Cinergy Hub	22.65	19.21	18.14	18.14	21.88	26.32	26.07	27.42	30.02	30.83	33.34	34.81	44.66	42.19	50.50	51.71	53.46	43.14	39.97	44.66	42.00	30.29	28.12	26.26	33.57	39.20		
Illinois Hub	19.94	17.96	16.65	16.58	18.86	23.49	23.88	26.03	28.47	28.85	32.29	33.85	44.07	42.91	50.53	50.09	47.75	41.51	37.83	43.60	40.94	29.25	23.61	21.68	31.69	37.60		
Indiana Hub	22.75	19.29	18.20	18.20	21.93	26.42	26.24	27.71	30.59	31.42	34.12	35.76	45.90	44.13	52.59	52.97	54.96	45.14	41.26	45.17	42.47	30.66	28.35	26.39	34.28	40.20		
Michigan Hub	24.44	20.58	19.49	19.49	24.87	30.41	31.01	31.83	36.04	35.70	36.79	37.75	47.30	45.60	54.16	54.62	56.89	46.66	42.63	46.42	43.68	31.66	30.46	28.35	36.53	42.39		
Minnesota Hub	17.20	15.69	14.94	14.98	16.05	20.98	24.95	27.99	30.68	30.98	34.67	35.77	41.93	43.57	49.75	51.35	53.08	48.96	42.71	43.12	41.20	30.83	22.19	20.17	32.24	39.30		
Wisconsin PS	18.49	16.75	15.97	15.96	17.08	23.88	25.32	27.89	30.51	30.70	34.73	34.77	36.72	39.46	45.15	46.57	46.58	42.53	39.42	39.67	38.68	30.56	23.61	21.49	30.93	36.72		
Cleared Load (GW)	52.3	50.2	49.1	49.4	51.6	59.0	61.9	65.1	68.3	70.6	73.2	76.4	78.4	80.6	82.1	82.3	82.4	81.8	79.6	80.1	78.8	73.3	66.5	6.1				



## Preliminary Real-Time Prices with Forecasted and Actual System Load

Hour Ending:																									Avg. Hr \$			
	1	2	3	4	5	6	7	8	9	10	11	12	13	14	15	16	17	18	19	20	21	22	23	24	All	On Pk		
Cinergy Hub	22.19	21.96	20.47	19.92	22.62	27.44	25.66	26.57	26.21	28.17	31.61	30.97	68.92	40.18	64.64	55.63	55.80	46.62	42.98	92.43	43.19	33.15	29.49	25.40	37.59	44.79		
Illinois Hub	21.16	21.12	19.89	9.86	16.98	22.60	24.79	25.73	25.44	27.39	31.00	30.53	68.38	39.94	66.31	58.24	56.06	46.90	43.25	92.24	43.27	33.11	29.20	30.03	36.81	44.81		
Indiana Hub	22.29	22.07	20.60	20.38	22.04	27.78	25.85	26.80	26.42	28.42	31.96	31.35	69.79	40.63	67.40	59.14	56.35	47.08	43.40	93.18	43.56	33.45	29.77	25.63	38.14	45.54		
Michigan Hub	26.35	24.87	21.47	27.16	62.40	32.00	28.13	28.61	31.40	33.51	38.46	32.58	71.80	41.68	68.81	60.19	57.29	47.86	44.23	95.41	44.79	34.59	31.01	26.68	42.14	47.64		
Minnesota Hub	17.07	17.27	16.84	4.07	17.58	21.20	24.51	25.45	24.71	26.23	24.77	27.58	63.69	39.40	59.51	46.29	44.63	39.91	37.11	63.55	35.56	29.14	13.91	18.27	30.76	37.59		
Wisconsin PS	22.07	22.18	20.80	5.98	17.74	21.93	26.33	27.39	26.91	28.37	32.05	30.82	67.59	40.52	56.71	38.82	37.48	35.50	33.81	42.87	32.99	30.38	29.41	25.78	31.43	36.97		
Forecasted Load (GW)	55.3	53.1	51.8	51.6	53.1	57.3	61.1	63.8	66.1	69.0	71.8	74.3	76.5	78.6	80.1	81.1	81.4	80.8	79.0	77.8	76.7	72.4	67.1	62.7				
Forecast Error %	-2.3%	-2.3%	-2.1%	-2.4%	-2.6%	-2.6%	-1.0%	-0.4%	-0.1%	-0.9%	-0.4%	0.2%	1.2%	2.0%	2.8%	3.5%	4.2%	4.9%	5.4%	6.1%	6.5%	7.2%	6.1%	4.6%				

