



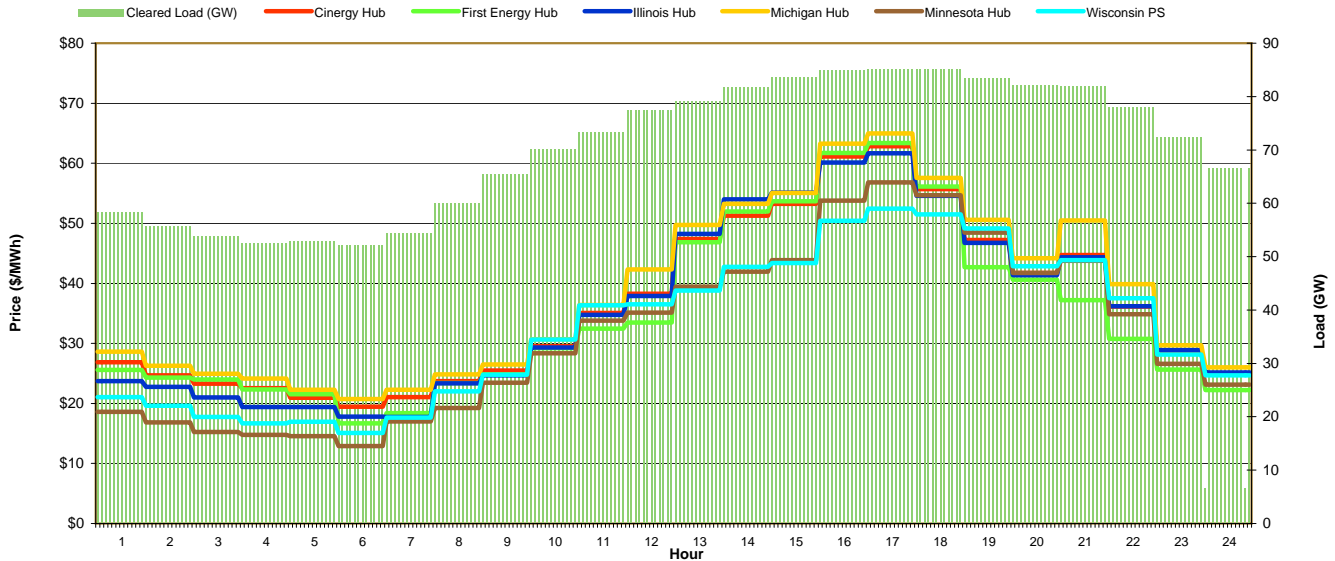
# MISO Daily Report

Sunday August 1, 2010

Price	<=0	>=100	>=200
Forecast Error %	0-4.9%	5-9.9%	>=10%

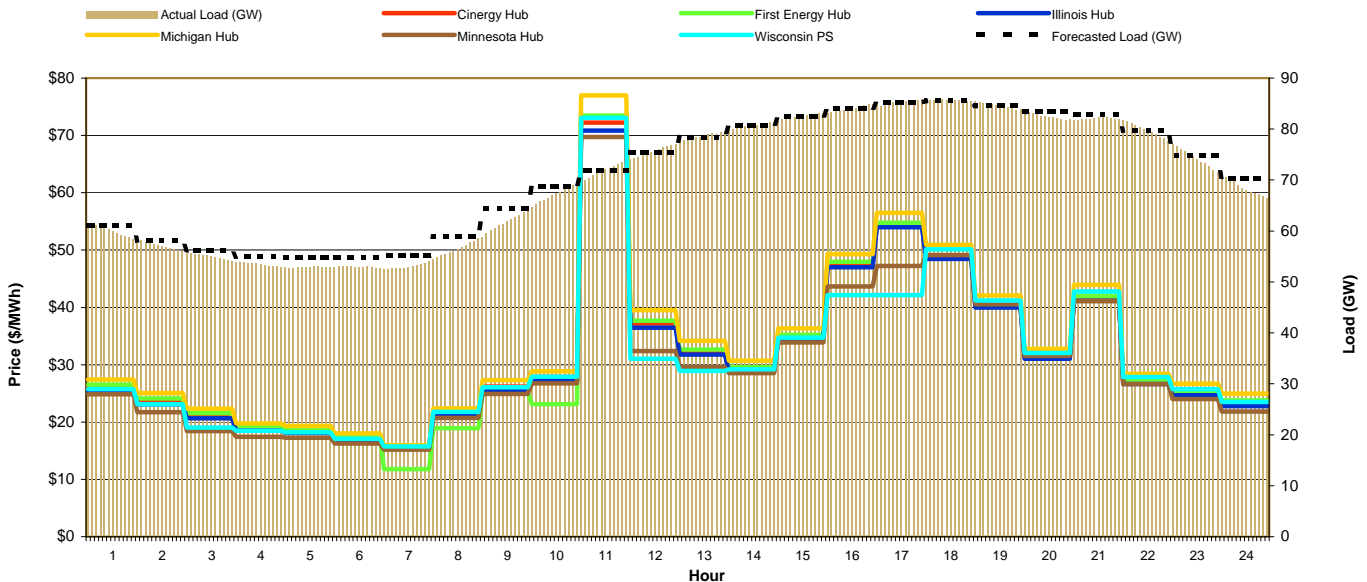
## Day-Ahead Prices and Cleared Load

Hour Ending:																									Avg. Hr \$	
	1	2	3	4	5	6	7	8	9	10	11	12	13	14	15	16	17	18	19	20	21	22	23	24	All	On Pk
Cinergy Hub	26.84	24.67	23.31	22.54	20.93	19.44	21.05	23.71	25.45	29.55	35.05	38.25	47.37	51.29	53.27	61.15	62.83	55.69	47.20	41.73	44.71	36.16	28.36	24.85	36.06	42.61
First Energy Hub	25.56	24.31	23.96	22.35	21.53	16.68	18.40	23.40	24.83	29.19	32.46	33.49	46.85	51.94	53.68	61.72	63.36	56.14	42.68	40.62	37.19	30.73	25.64	22.23	34.54	40.87
Illinois Hub	23.72	22.78	21.01	19.41	19.38	17.79	17.77	23.37	24.70	29.31	34.77	37.91	48.25	54.00	55.11	60.12	61.64	54.60	46.76	41.38	44.32	36.20	28.89	25.14	35.35	42.58
Michigan Hub	28.64	26.28	24.93	24.15	22.29	20.73	22.28	24.84	26.51	30.69	36.38	42.34	49.74	53.25	55.03	63.29	64.96	57.55	50.56	44.18	50.48	39.86	29.68	25.99	38.11	44.96
Minnesota Hub	18.62	16.82	15.23	14.77	14.57	12.88	17.00	19.26	23.44	28.37	33.80	35.13	39.44	41.95	43.87	53.77	56.84	54.70	48.47	41.75	43.76	34.88	26.59	23.11	31.63	39.13
Wisconsin PS	21.03	19.64	17.74	16.71	16.93	15.09	17.64	22.03	24.81	30.67	36.38	36.49	38.78	42.72	43.39	50.42	52.43	51.47	49.15	42.88	43.85	37.55	28.12	24.68	32.52	39.44
Cleared Load (GW)	58.4	55.8	53.9	52.6	52.9	52.1	54.4	60.0	65.5	70.2	73.4	77.6	79.2	81.8	83.7	85.0	85.2	85.2	83.4	82.1	82.0	78.0	72.4	6.7		



## Preliminary Real-Time Prices with Forecasted and Actual System Load

Hour Ending:																									Avg. Hr \$	
	1	2	3	4	5	6	7	8	9	10	11	12	13	14	15	16	17	18	19	20	21	22	23	24	All	On Pk
Cinergy Hub	26.04	23.69	21.19	18.91	18.51	17.33	15.84	21.86	26.19	27.83	72.24	37.18	32.27	29.26	34.89	47.50	54.37	48.72	40.12	31.16	41.36	26.69	24.87	23.19	31.72	37.28
First Energy Hub	26.50	24.14	21.56	19.24	18.83	17.62	11.77	18.92	25.20	23.09	73.47	37.67	32.64	29.59	35.25	47.93	54.77	49.07	40.46	31.47	41.94	27.14	25.37	23.76	31.56	37.12
Illinois Hub	25.38	23.10	20.68	18.49	18.10	16.94	15.50	21.36	25.50	27.15	70.87	36.43	31.77	28.86	34.50	47.01	53.97	48.48	39.97	31.03	41.15	26.62	24.65	22.80	31.26	36.83
Michigan Hub	27.43	25.04	22.32	19.77	19.34	18.06	15.95	22.40	27.31	28.86	76.98	39.50	34.17	30.73	36.35	49.31	56.51	50.91	42.07	32.79	43.91	28.43	26.68	24.95	33.32	39.18
Minnesota Hub	24.87	21.70	18.44	17.42	17.26	16.23	15.16	20.72	24.88	26.74	69.75	32.39	29.60	28.55	33.90	43.64	47.25	49.12	40.51	31.57	41.09	26.63	24.02	21.82	30.14	35.65
Wisconsin PS	25.74	23.09	19.01	18.50	18.22	17.10	15.74	21.75	26.08	27.90	73.05	31.04	28.90	29.21	34.73	42.17	42.17	50.11	41.21	32.04	42.76	27.87	25.72	23.51	30.73	36.04
Forecasted Load (GW)	61.1	58.2	56.2	55.0	54.7	54.8	55.2	58.9	64.3	68.8	71.9	75.4	78.4	80.6	82.5	84.1	85.2	85.5	84.6	83.4	82.9	79.7	74.8	70.2		
Forecast Error %	-2.3%	-2.1%	-2.4%	-3.0%	-3.4%	-3.6%	-3.7%	-3.8%	-3.5%	-1.9%	0.5%	0.6%	0.5%	0.3%	0.2%	0.1%	0.2%	0.2%	-0.1%	-1.3%	-1.0%	-0.3%	-1.3%	-2.8%		





**Erroneous Report  
- Data missing**

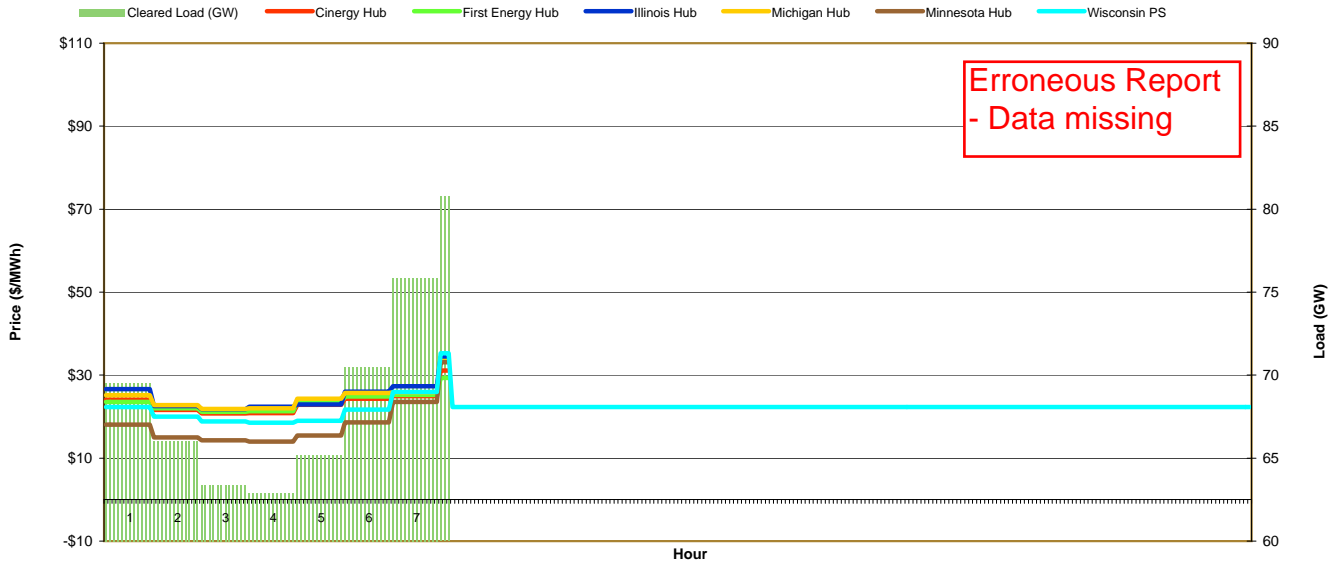
# MISO Daily Report

Monday August 2, 2010

Price	<=0	>=100	>=200
Forecast Error %	0-4.9%	5-9.9%	>=10%

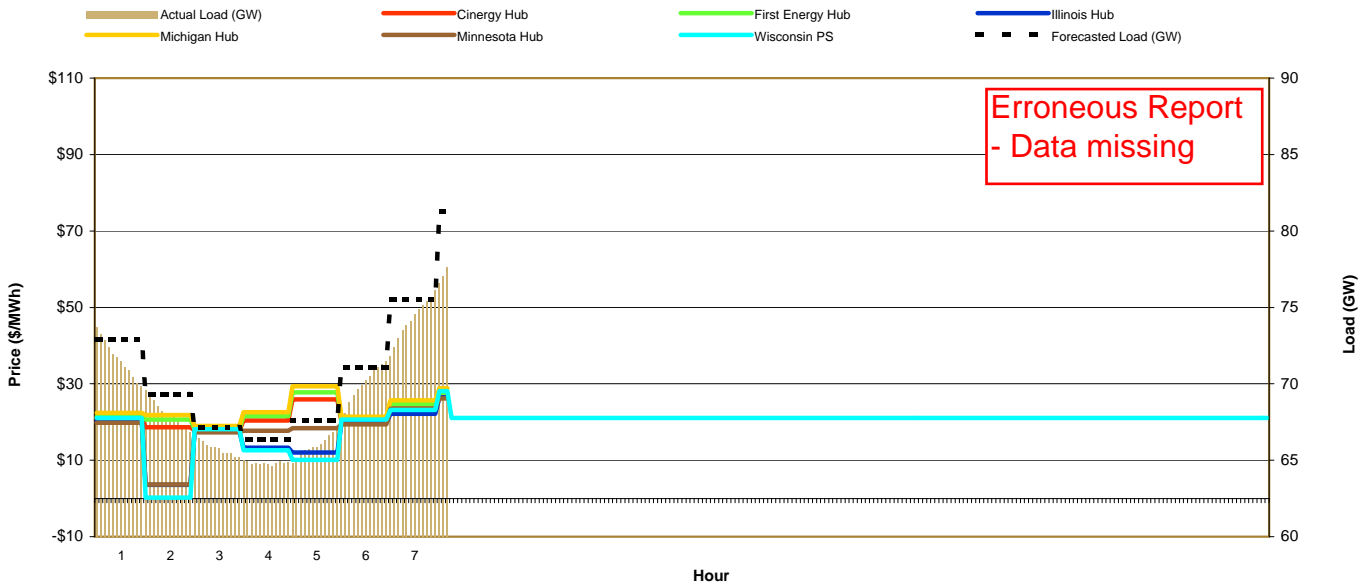
## Day-Ahead Prices and Cleared Load

Hour Ending:																									Avg. Hr \$	
	1	2	3	4	5	6	7	8	9	10	11	12	13	14	15	16	17	18	19	20	21	22	23	24	All	On Pk
Cinergy Hub	24.05	21.64	20.76	20.86	22.89	24.33	24.90	31.09	35.74	43.03	52.00	57.11	63.45	68.15	74.78	87.83	77.89	69.69	61.95	58.64	62.48	46.29	34.23	29.02	46.37	57.77
First Energy Hub	23.54	22.02	21.16	21.30	23.50	24.87	25.23	29.37	31.57	37.28	46.73	57.64	64.19	68.91	75.51	88.60	78.42	70.21	63.00	59.68	62.65	41.10	32.87	27.57	45.71	56.73
Illinois Hub	26.67	22.56	21.81	22.36	22.94	26.05	27.32	34.34	35.43	43.84	58.51	62.79	73.71	85.85	93.80	104.72	95.69	82.95	63.92	59.32	61.80	43.40	33.19	28.16	51.30	64.58
Michigan Hub	25.20	22.75	21.86	22.01	24.31	25.71	25.86	33.42	39.65	49.18	58.25	59.07	65.79	70.64	77.40	91.79	81.68	73.34	65.40	61.17	66.34	51.22	35.64	30.34	49.08	61.25
Minnesota Hub	18.10	15.02	14.27	13.98	15.44	18.65	23.57	33.11	32.76	40.58	46.89	50.29	57.06	60.47	65.42	77.02	71.74	65.49	59.78	55.44	57.90	44.82	30.46	25.82	41.42	53.08
Wisconsin PS	22.32	19.97	18.82	18.56	19.03	21.68	25.97	35.28	38.36	43.29	52.02	55.52	63.70	66.00	72.52	83.53	79.81	71.04	63.49	58.69	59.90	48.42	33.75	28.62	45.84	57.83
Cleared Load (GW)	69.5	66.0	63.4	62.9	65.2	70.5	75.8	80.8	84.4	88.9	94.0	97.1	100.9	102.8	103.4	103.6	103.4	101.5	97.7	95.7	95.6	89.7	84.2	7.8		



## Preliminary Real-Time Prices with Forecasted and Actual System Load

Hour Ending:																									Avg. Hr \$		
	1	2	3	4	5	6	7	8	9	10	11	12	13	14	15	16	17	18	19	20	21	22	23	24	All	On Pk	
Cinergy Hub	20.91	18.62	17.79	20.37	25.95	20.16	24.00	27.00	28.75	32.99	40.79	48.32	64.69	54.55	53.87	58.62	57.51	55.96	57.77	48.67	69.35	38.64	36.82	31.38	39.73	48.39	
First Energy Hub	21.42	20.69	18.14	21.58	27.77	20.53	24.68	27.63	29.40	33.59	41.46	49.30	66.07	55.66	54.91	59.77	58.76	56.94	58.53	49.35	70.32	39.15	37.27	31.88	40.62	49.26	
Illinois Hub	20.43	3.58	17.44	13.27	12.06	19.68	22.13	26.39	28.28	32.59	40.44	47.76	64.04	53.96	53.33	57.99	56.75	55.24	57.07	47.92	68.28	38.35	36.49	30.85	37.68	47.81	
Michigan Hub	22.38	21.80	18.95	22.61	29.37	21.42	25.68	28.88	30.70	35.14	43.06	50.71	67.61	56.82	56.01	60.84	59.55	57.54	59.52	50.35	72.06	40.46	39.15	33.59	41.84	50.53	
Minnesota Hub	19.85	3.64	17.26	17.75	18.41	19.41	23.50	26.16	27.02	32.98	40.63	49.03	66.01	56.44	56.43	61.39	60.84	59.75	61.56	50.58	70.23	40.49	38.32	31.26	39.54	49.87	
Wisconsin PS	21.04	0.25	18.11	12.65	10.06	20.62	23.18	28.12	30.57	34.82	42.95	50.98	68.43	57.76	57.22	62.07	60.82	59.22	61.41	51.27	72.57	40.79	38.19	32.16	39.80	51.07	
Forecasted Load (GW)	72.9	69.3	67.2	66.3	67.6	71.1	75.5	81.3	85.8	91.0	94.3	97.9	100.3	102.3	103.5	104.5	104.3	103.3	100.7	99.2	97.9	93.5	86.9	80.7			
Forecast Error %	#####	-2.3%	-2.3%	-2.4%	-2.2%	-1.2%	-1.2%	-57.7%	#DIV/0!	#DIV/0!	#DIV/0!	#DIV/0!	#DIV/0!	#DIV/0!	#DIV/0!	#DIV/0!	#DIV/0!	#DIV/0!	#DIV/0!	#DIV/0!	#DIV/0!	#DIV/0!	#DIV/0!	#DIV/0!	#DIV/0!	#DIV/0!	#DIV/0!





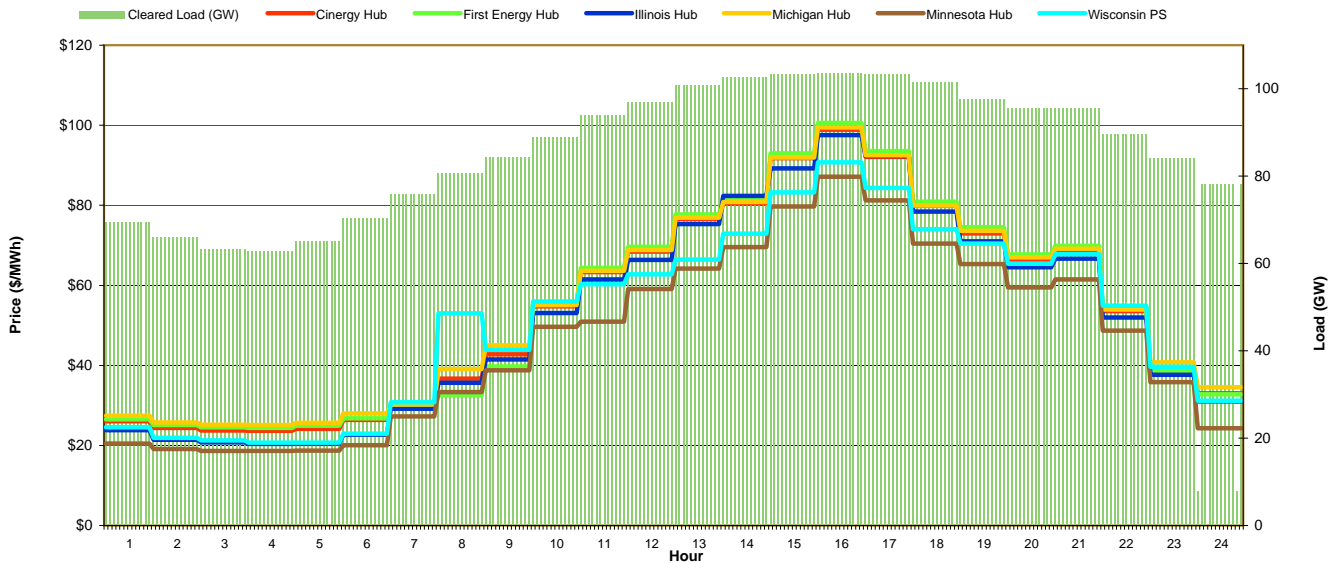
# MISO Daily Report

Tuesday August 3, 2010

Price	<=0	>=100	>=200
Forecast Error %	0-4.9%	5-9.9%	>=10%

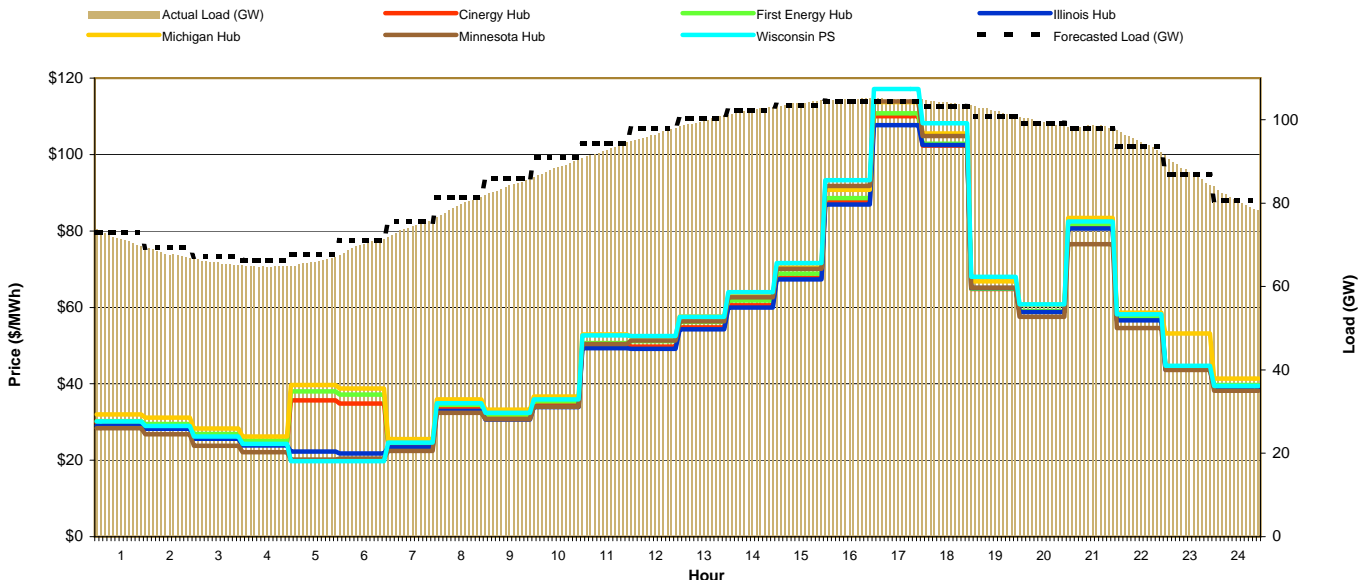
## Day-Ahead Prices and Cleared Load

Hour Ending:																									Avg. Hr \$	
	1	2	3	4	5	6	7	8	9	10	11	12	13	14	15	16	17	18	19	20	21	22	23	24	All	On Pk
Cinergy Hub	26.06	24.35	23.78	23.65	24.15	26.41	30.04	36.70	42.77	54.73	63.29	68.47	76.57	80.49	91.74	98.88	92.06	79.83	73.02	66.43	68.50	53.57	39.02	32.98	54.06	67.88
First Energy Hub	26.51	25.08	24.51	24.42	24.97	26.82	29.64	32.50	39.77	55.73	64.34	69.63	77.69	81.72	93.00	100.59	93.54	80.88	74.48	67.74	69.91	54.55	38.52	32.76	54.55	68.41
Illinois Hub	23.82	21.44	20.82	20.35	20.47	22.68	29.16	35.62	41.50	53.11	61.49	66.37	75.32	82.33	89.20	97.53	92.36	78.46	70.98	64.54	66.64	51.99	37.66	31.01	52.29	66.57
Michigan Hub	27.42	25.75	25.17	25.08	25.66	28.01	30.23	39.13	44.98	55.10	63.61	68.87	76.89	80.81	91.96	99.46	92.49	79.97	73.64	66.97	69.13	53.94	40.80	34.54	54.98	68.61
Minnesota Hub	20.50	19.12	18.64	18.61	18.71	20.05	27.23	33.32	38.74	49.64	50.89	59.12	64.17	69.56	79.69	87.16	81.22	70.42	65.28	59.45	61.45	48.69	35.84	24.29	46.74	59.67
Wisconsin PS	24.52	21.87	21.26	20.72	20.73	22.93	30.81	53.02	43.86	56.00	60.26	62.77	66.44	72.89	83.24	90.77	84.32	74.07	70.45	65.37	67.77	54.93	39.69	31.19	51.66	65.36
Cleared Load (GW)	69.5	66.0	63.4	62.9	65.2	70.5	75.8	80.8	84.4	88.9	94.0	97.1	100.9	102.8	103.4	103.6	103.4	101.5	97.7	95.7	95.6	89.7	84.2	7.8		



## Preliminary Real-Time Prices with Forecasted and Actual System Load

Hour Ending:																									Avg. Hr \$	
	1	2	3	4	5	6	7	8	9	10	11	12	13	14	15	16	17	18	19	20	21	22	23	24	All	On Pk
Cinergy Hub	29.78	28.98	26.44	24.55	35.64	34.86	23.97	33.65	31.29	34.53	50.23	49.76	54.74	60.54	67.78	87.68	110.03	102.29	64.85	58.91	81.19	57.05	44.27	39.47	51.35	61.80
First Energy Hub	30.26	29.44	26.90	25.11	38.01	37.15	24.61	34.49	32.02	35.41	50.70	51.14	56.17	61.84	68.81	88.59	110.77	102.82	64.89	59.07	81.81	57.50	44.55	39.72	52.16	62.54
Illinois Hub	29.07	28.18	25.66	23.84	22.27	21.79	23.39	32.89	30.62	33.90	49.36	49.18	54.26	59.92	67.29	86.89	107.73	102.53	65.06	58.80	80.61	56.63	43.71	38.96	49.69	61.21
Michigan Hub	32.03	31.13	28.27	26.17	39.66	38.74	25.53	35.89	33.26	36.64	52.89	52.25	57.64	63.26	70.40	90.80	113.75	105.50	66.79	60.68	83.43	58.59	53.16	41.37	54.08	64.68
Minnesota Hub	28.36	26.81	23.81	22.10	20.20	20.44	22.44	32.41	30.75	33.96	50.45	51.31	56.39	62.66	70.07	91.76	113.90	104.88	65.15	57.53	76.50	54.62	43.59	38.16	49.93	62.25
Wisconsin PS	30.14	29.00	26.23	24.33	19.77	19.80	24.60	34.95	32.43	35.97	52.66	52.49	57.57	64.02	71.59	93.26	117.15	108.20	68.00	60.80	82.52	58.19	44.75	39.41	51.99	64.66
Forecasted Load (GW)	72.9	69.3	67.2	66.3	67.6	71.1	75.5	81.3	85.8	91.0	94.3	97.9	100.3	102.3	103.5	104.5	104.3	103.3	100.7	99.2	97.9	93.5	86.9	80.7		
Forecast Error %	-2.3%	-2.3%	-2.3%	-2.4%	-2.2%	-1.2%	-1.2%	-2.0%	-1.7%	-2.5%	-1.4%	-1.2%	-0.4%	0.1%	0.6%	0.4%	0.6%	0.8%	1.2%	0.1%	0.4%	1.0%	0.3%	-0.2%		





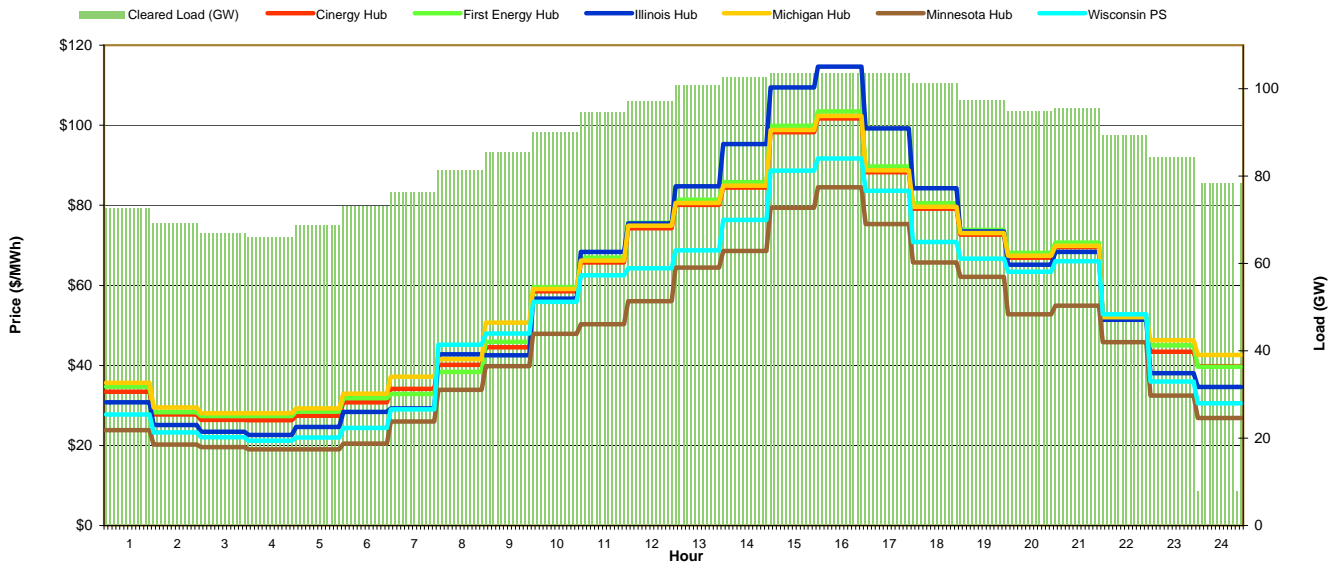
# MISO Daily Report

Wednesday August 4, 2010

Price	<=0	>=100	>=200
Forecast Error %	0-4.9%	5-9.9%	>=10%

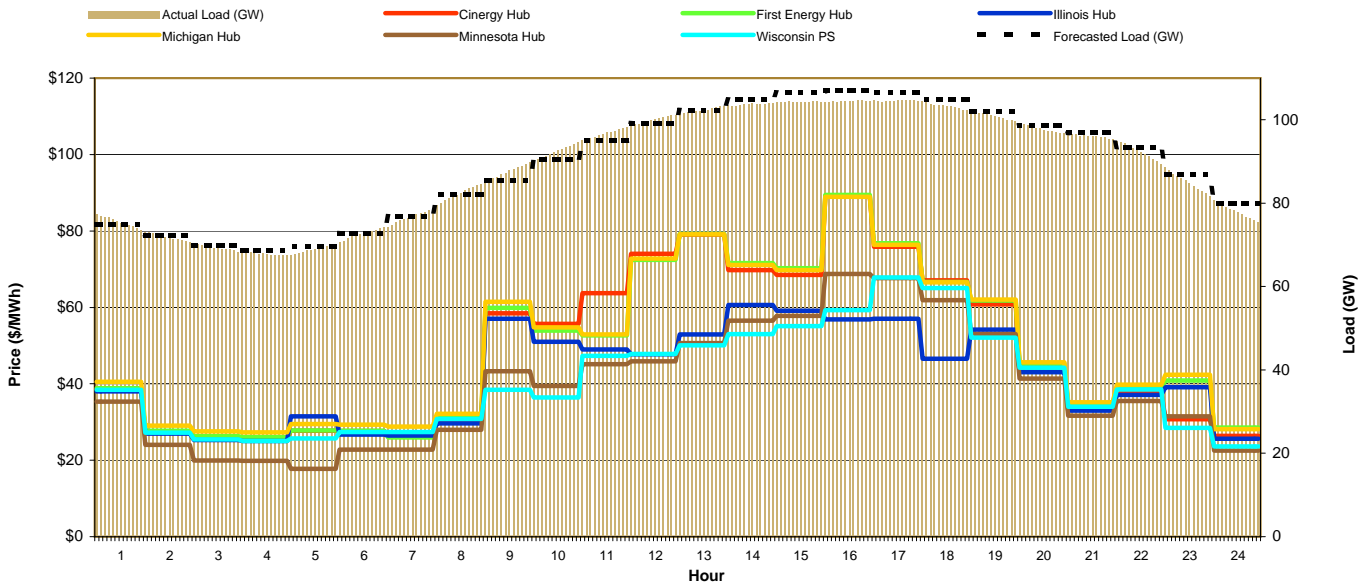
## Day-Ahead Prices and Cleared Load

Hour Ending:																									Avg. Hr \$			
	1	2	3	4	5	6	7	8	9	10	11	12	13	14	15	16	17	18	19	20	21	22	23	24	All	On Pk		
Cinergy Hub	33.44	27.75	26.38	26.30	27.42	30.80	34.10	40.10	44.56	58.50	65.74	74.27	80.14	84.43	98.29	101.67	88.25	79.13	72.68	66.92	69.52	51.46	43.44	39.82	56.88	69.94		
First Energy Hub	34.66	28.34	27.33	27.32	28.49	31.83	32.85	38.39	45.91	59.58	66.91	75.59	81.39	85.79	99.82	103.46	89.74	80.51	73.86	68.09	70.64	51.87	45.03	39.65	57.79	71.04		
Illinois Hub	30.80	25.07	23.44	22.62	24.66	28.37	29.27	42.80	42.56	56.69	68.33	75.44	84.71	95.26	109.43	114.67	99.20	84.28	73.44	65.13	68.36	51.37	38.06	34.61	57.86	73.11		
Michigan Hub	35.62	29.53	28.09	28.09	29.29	32.92	37.19	41.59	50.69	59.10	66.20	74.89	80.57	84.89	98.79	102.36	88.73	79.66	73.09	67.37	69.90	52.06	46.29	42.65	58.32	71.01		
Minnesota Hub	23.86	20.26	19.57	19.01	19.03	20.49	26.02	33.86	39.85	47.89	50.28	56.06	64.40	68.62	79.38	84.51	75.27	65.72	62.09	52.74	54.96	45.84	32.43	26.86	45.38	57.12		
Wisconsin PS	27.78	23.26	22.05	21.17	22.03	24.40	29.00	45.21	47.94	55.89	62.52	64.25	68.76	76.34	88.67	91.74	83.59	70.84	66.65	63.39	66.02	52.76	35.99	30.51	51.70	65.03		
Cleared Load (GW)	72.7	69.2	66.9	66.1	68.8	73.1	76.4	81.4	85.5	90.1	94.7	97.3	100.9	102.7	103.5	103.7	103.6	101.2	97.4	94.8	95.6	89.3	84.5	7.8				



## Preliminary Real-Time Prices with Forecasted and Actual System Load

Hour Ending:																									Avg. Hr \$			
	1	2	3	4	5	6	7	8	9	10	11	12	13	14	15	16	17	18	19	20	21	22	23	24	All	On Pk		
Cinergy Hub	38.58	27.50	26.00	25.77	27.73	27.66	27.06	30.54	58.46	55.71	63.73	74.04	79.02	69.78	68.46	89.14	75.86	67.08	60.83	44.29	33.90	37.92	30.70	26.40	48.59	58.72		
First Energy Hub	38.85	27.73	26.30	26.04	27.80	27.75	25.94	31.20	59.87	53.97	62.65	72.43	79.24	71.58	70.27	89.44	76.82	66.67	61.79	45.31	34.76	38.91	40.84	28.56	48.95	59.11		
Illinois Hub	37.99	26.96	25.31	25.03	31.49	26.74	26.50	29.67	56.99	50.98	49.00	47.72	52.90	60.59	59.08	56.86	57.05	46.56	54.18	43.01	32.98	37.13	39.07	25.62	41.64	48.36		
Michigan Hub	40.55	29.03	27.59	27.34	29.44	29.34	28.79	32.12	61.48	54.77	52.94	72.74	79.15	71.11	69.76	88.95	76.34	66.58	62.07	45.60	35.15	39.74	42.35	28.15	49.63	59.43		
Minnesota Hub	35.30	24.07	19.94	19.88	17.76	22.76	22.75	28.00	43.30	39.48	45.15	45.89	50.66	56.54	57.74	68.78	67.64	61.86	53.01	41.40	31.68	35.52	31.46	22.56	39.30	47.38		
Wisconsin PS	38.43	27.24	25.46	25.04	25.69	27.37	27.37	30.85	38.42	36.41	47.28	47.81	50.09	53.02	55.09	59.33	67.83	65.10	52.11	44.26	34.00	38.51	28.45	23.64	40.36	46.78		
Forecasted Load (GW)	74.9	72.3	69.9	68.7	69.6	72.8	76.9	82.2	85.4	90.4	95.0	99.2	102.3	104.9	106.5	107.0	106.5	104.9	101.9	98.6	96.8	93.3	87.0	80.0				
Forecast Error %	0.4%	-0.9%	-1.1%	-1.3%	-0.7%	0.1%	0.3%	0.7%	2.9%	2.6%	2.0%	1.0%	0.2%	-1.1%	-2.1%	-2.4%	-1.9%	-1.7%	-1.3%	-0.9%	-0.9%	-1.5%	-3.1%	-2.9%				





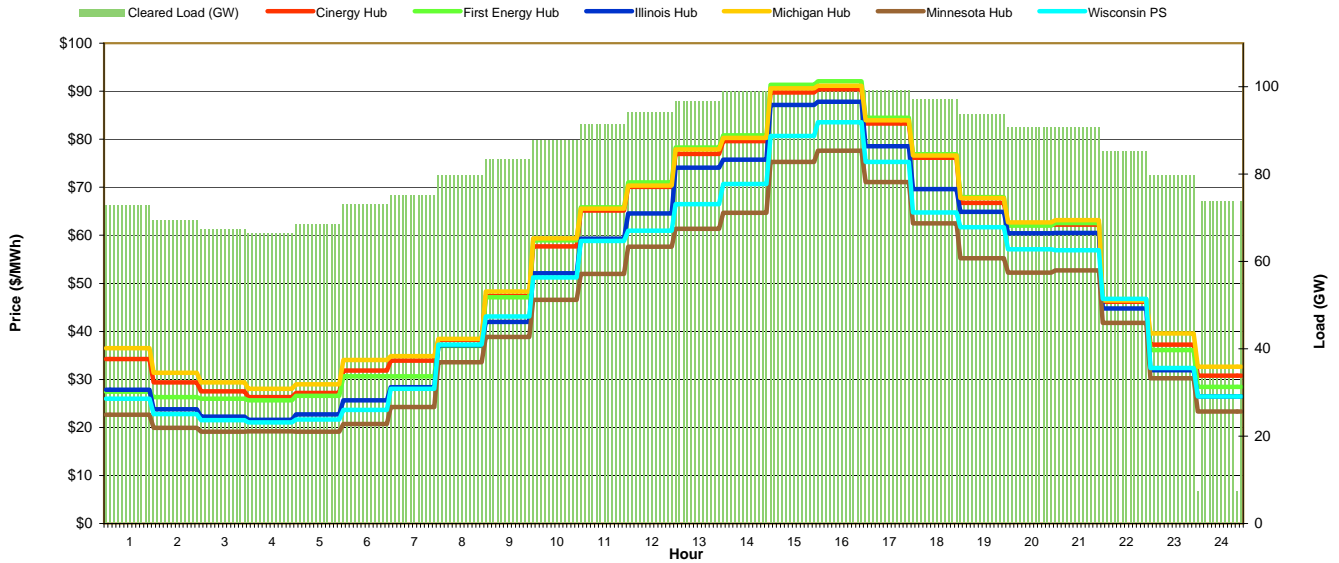
# MISO Daily Report

Thursday August 5, 2010

Price	<=0	>=100	>=200
Forecast Error %	0-4.9%	5-9.9%	>=10%

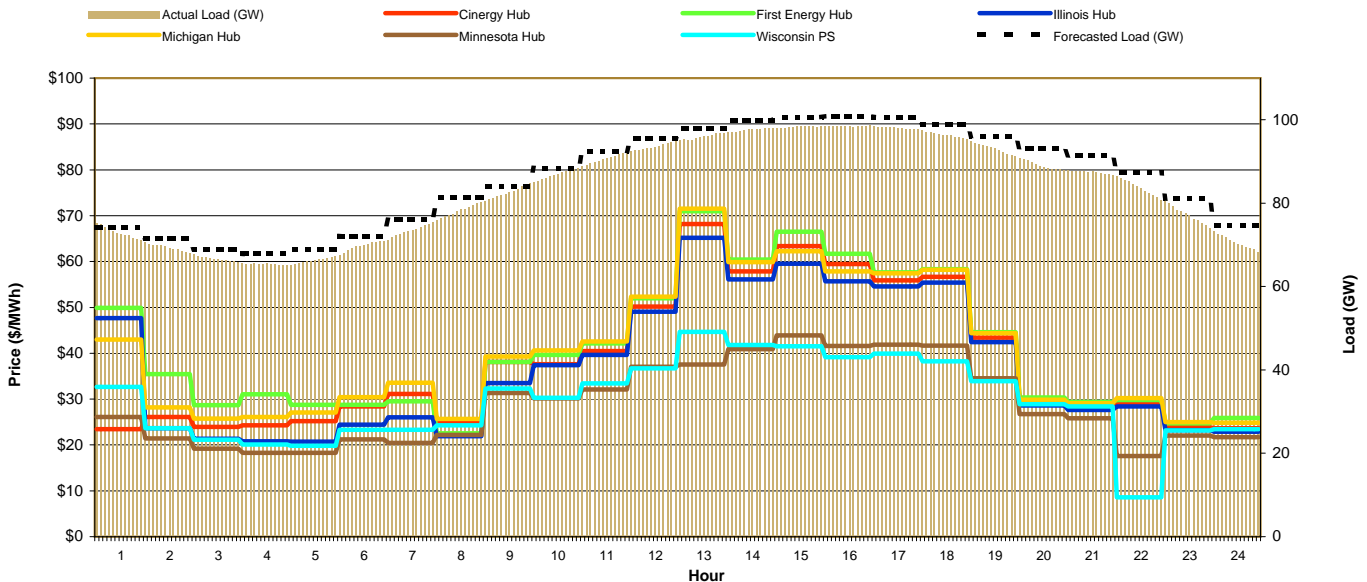
## Day-Ahead Prices and Cleared Load

Hour Ending:																									Avg. Hr \$	
	1	2	3	4	5	6	7	8	9	10	11	12	13	14	15	16	17	18	19	20	21	22	23	24	All	On Pk
Cinergy Hub	34.22	29.40	27.52	26.29	27.21	31.83	33.91	38.23	47.35	57.67	65.17	70.11	76.96	79.59	89.73	90.42	83.27	76.13	66.76	62.15	62.24	46.14	37.26	30.80	53.77	65.57
First Energy Hub	27.44	26.32	26.00	25.66	26.55	30.64	30.67	36.99	47.10	58.96	65.81	71.02	78.26	80.83	91.33	92.10	84.45	76.87	67.95	62.00	62.59	46.68	36.11	28.48	53.37	66.19
Illinois Hub	27.85	23.76	22.24	21.61	22.72	25.62	28.40	37.13	41.96	52.13	59.28	64.53	74.08	75.74	87.13	87.78	78.58	69.59	64.90	60.41	60.49	44.78	31.90	26.45	49.54	61.90
Michigan Hub	36.49	31.38	29.38	28.04	28.99	34.07	34.85	38.47	48.30	59.37	65.56	70.37	77.88	80.27	90.63	91.15	83.93	76.60	67.73	62.69	63.19	46.46	39.55	32.65	54.92	66.38
Minnesota Hub	22.62	19.91	19.12	19.22	19.11	20.71	24.28	33.61	38.82	46.57	51.96	57.60	61.38	64.70	75.25	77.61	71.10	62.49	55.26	52.26	52.69	41.75	30.23	23.33	43.40	54.58
Wisconsin PS	25.97	22.79	21.52	21.04	21.63	23.63	28.08	37.25	43.10	51.25	58.82	60.96	66.47	70.68	80.71	83.55	75.26	64.73	61.69	57.11	56.87	46.79	32.41	26.47	47.45	59.23
Cleared Load (GW)	72.8	69.5	67.4	66.6	68.5	73.2	75.2	79.9	83.5	87.7	91.4	94.2	96.8	99.0	99.7	99.5	99.4	97.3	93.9	90.8	90.7	85.3	79.9	7.4		



## Preliminary Real-Time Prices with Forecasted and Actual System Load

Hour Ending:																									Avg. Hr \$	
	1	2	3	4	5	6	7	8	9	10	11	12	13	14	15	16	17	18	19	20	21	22	23	24	All	On Pk
Cinergy Hub	23.48	26.10	23.94	24.26	25.17	28.37	31.11	25.01	38.07	37.58	40.49	50.20	68.20	57.88	63.34	59.44	55.87	56.65	43.41	29.32	28.46	29.12	23.89	23.66	38.04	44.18
First Energy Hub	49.90	35.45	28.67	31.03	28.75	28.78	29.55	22.56	38.09	39.67	42.14	52.02	70.99	60.42	66.52	61.72	57.62	58.32	44.59	30.35	29.38	29.81	24.71	25.91	41.12	45.56
Illinois Hub	47.63	23.66	21.36	20.81	20.72	24.43	26.04	21.91	33.50	37.37	39.66	49.06	65.19	56.13	59.50	55.67	54.56	55.41	42.42	28.59	27.65	28.39	23.21	22.89	36.91	42.39
Michigan Hub	42.97	28.19	25.75	26.10	27.11	30.45	33.56	25.65	39.31	40.60	42.58	52.33	71.56	59.89	62.23	57.85	57.41	58.20	44.40	29.87	29.10	30.20	25.01	24.82	40.21	45.39
Minnesota Hub	26.13	21.40	19.19	18.30	18.31	21.18	20.42	22.16	31.36	30.17	32.13	37.08	37.54	40.90	43.86	41.62	41.86	41.65	34.55	26.71	25.82	17.56	22.03	21.68	28.90	32.94
Wisconsin PS	32.64	23.67	21.12	20.13	19.80	23.29	23.33	24.32	32.34	30.31	33.45	36.70	44.68	41.79	41.54	39.14	39.95	38.21	33.91	28.92	28.39	8.60	23.19	23.44	29.70	32.84
Forecasted Load (GW)	74.2	71.5	68.9	67.9	68.8	72.1	76.2	81.3	84.1	88.4	92.5	95.6	98.0	99.8	100.6	100.9	100.6	99.0	96.1	93.1	91.5	87.4	81.1	74.7		
Forecast Error %	-2.2%	-3.4%	-3.7%	-3.8%	-3.6%	-3.0%	-3.2%	-3.5%	-1.4%	-1.4%	-1.8%	-2.0%	-2.0%	-2.3%	-2.3%	-2.4%	-2.7%	-2.9%	-3.6%	-4.9%	-4.8%	-5.0%	-5.8%	-6.1%		





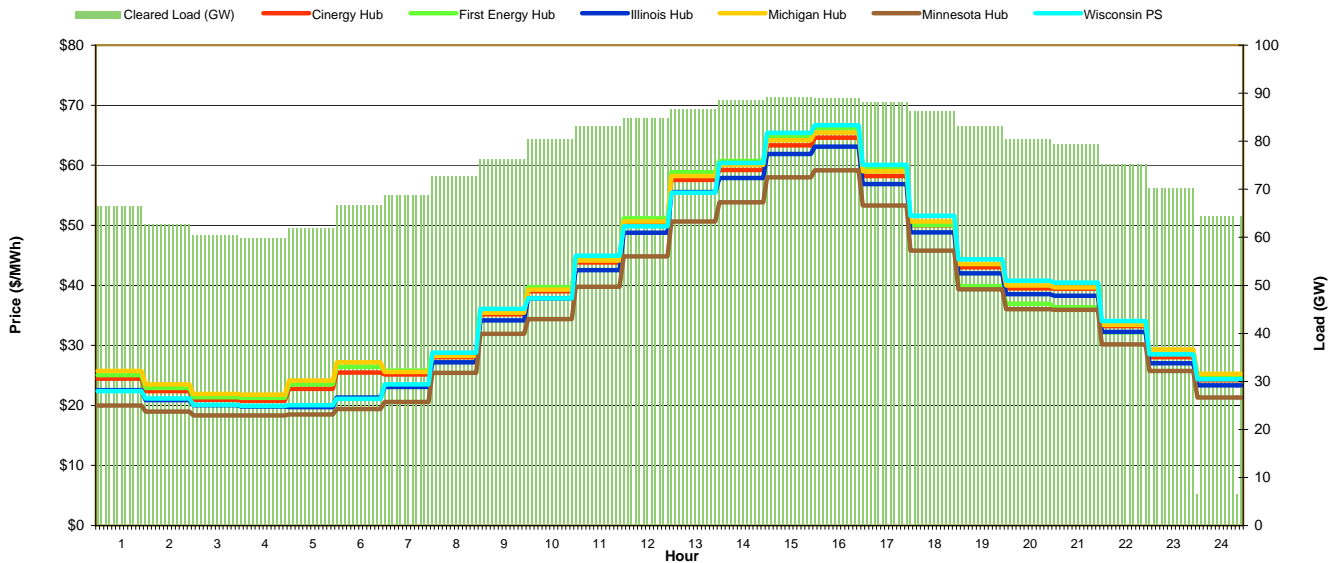
# MISO Daily Report

Friday August 6, 2010

Price	<=0	>=100	>=200
Forecast Error %	0-4.9%	5-9.9%	>=10%

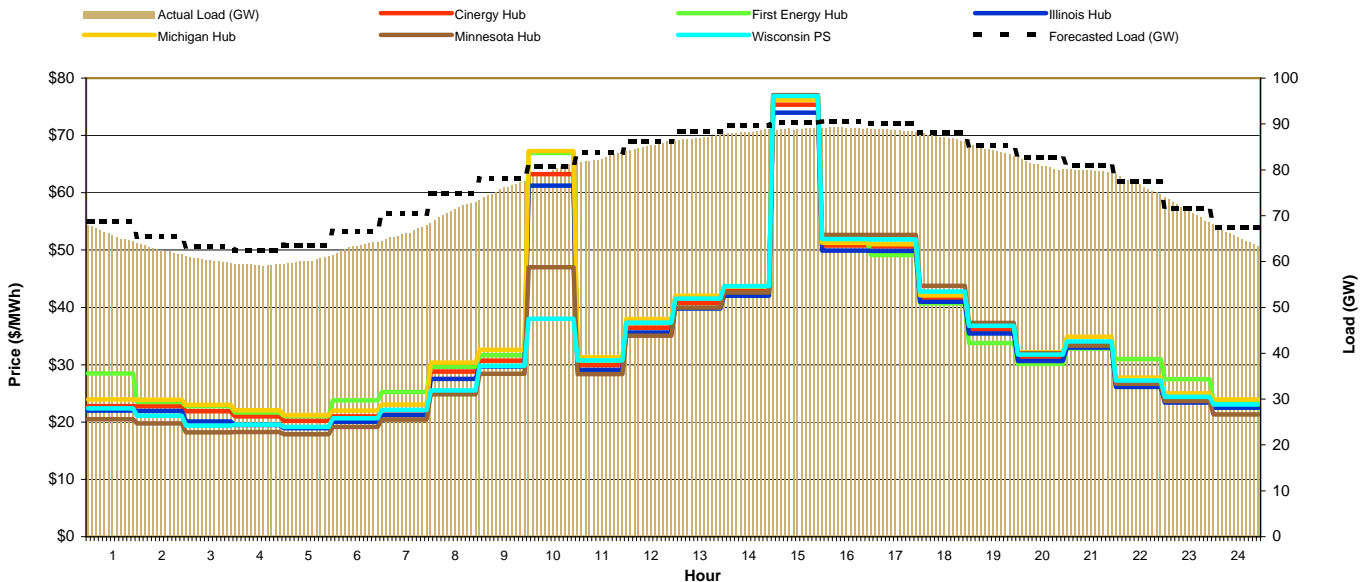
## Day-Ahead Prices and Cleared Load

Hour Ending:																									Avg. Hr \$	
	1	2	3	4	5	6	7	8	9	10	11	12	13	14	15	16	17	18	19	20	21	22	23	24	All	On Pk
Cinergy Hub	24.46	22.39	20.94	20.80	22.76	25.50	25.14	28.04	35.19	39.01	43.83	50.28	57.55	59.22	63.33	64.58	58.18	49.98	43.02	39.52	39.42	33.21	28.02	24.18	38.27	45.77
First Energy Hub	25.07	22.93	21.37	21.24	23.51	26.42	25.77	28.56	35.84	39.73	44.63	51.19	58.83	60.72	64.93	66.20	59.66	50.04	39.86	36.96	36.34	32.17	28.58	24.66	38.55	45.89
Illinois Hub	22.57	20.88	20.06	19.84	19.70	21.32	23.08	27.20	34.15	37.85	42.53	48.79	55.52	57.86	61.87	63.08	56.85	48.82	41.98	38.55	38.26	32.23	27.03	23.33	36.81	44.54
Michigan Hub	25.72	23.52	21.90	21.78	24.16	27.20	25.58	28.23	35.43	39.29	44.13	50.64	58.20	60.04	64.19	65.45	58.98	50.64	43.53	39.99	39.67	33.43	29.30	25.27	39.01	46.32
Minnesota Hub	20.00	19.00	18.33	18.35	18.49	19.38	20.56	25.44	31.93	34.36	39.77	44.81	50.64	53.81	57.98	59.18	53.29	45.78	39.32	36.05	35.93	30.14	25.74	21.31	34.15	41.51
Wisconsin PS	22.41	21.14	20.08	19.94	20.02	21.10	23.49	28.76	36.10	37.86	44.95	49.86	55.41	60.41	65.40	66.68	60.09	51.60	44.36	40.76	40.44	34.06	28.50	24.34	38.24	46.57
Cleared Load (GW)	66.5	62.7	60.5	59.9	62.0	66.7	68.8	72.7	76.3	80.4	83.2	84.9	86.8	88.5	89.1	89.1	88.3	86.2	83.2	80.5	79.5	75.3	70.4	6.4		



## Preliminary Real-Time Prices with Forecasted and Actual System Load

Hour Ending:																									Avg. Hr \$	
	1	2	3	4	5	6	7	8	9	10	11	12	13	14	15	16	17	18	19	20	21	22	23	24	All	On Pk
Cinergy Hub	22.79	22.76	21.90	20.99	20.22	21.00	22.07	28.82	30.73	63.24	29.90	36.43	40.79	42.89	75.34	50.80	50.62	41.57	36.00	31.15	33.57	26.60	23.91	23.00	34.05	40.15
First Energy Hub	28.45	23.53	22.78	21.68	21.02	23.76	25.26	29.65	31.66	66.92	30.73	37.32	41.66	43.63	76.79	51.80	49.12	40.69	33.79	30.13	32.81	30.99	27.47	23.40	35.21	40.95
Illinois Hub	22.00	21.94	20.07	19.49	18.92	20.03	21.21	27.54	29.72	61.25	29.10	35.60	39.81	42.01	73.97	49.91	49.83	40.97	35.44	30.65	33.00	26.12	23.41	22.50	33.10	39.27
Michigan Hub	23.96	23.90	23.01	22.06	21.21	21.97	23.06	30.36	32.63	67.28	31.30	37.94	42.04	43.73	76.21	51.24	51.05	42.10	36.84	32.13	34.87	27.73	24.99	23.95	35.23	41.40
Minnesota Hub	20.51	19.74	18.20	18.25	17.85	19.17	20.46	24.82	28.39	47.01	28.38	35.05	39.98	42.59	77.06	52.64	52.66	43.75	37.32	31.97	33.31	26.67	23.66	21.34	32.63	39.08
Wisconsin PS	22.39	21.12	19.38	19.57	19.13	20.65	22.09	25.50	29.82	38.04	30.74	37.36	41.54	43.73	76.90	51.92	51.88	42.77	36.77	31.77	34.03	27.24	24.42	23.04	32.99	39.02
Forecasted Load (GW)	68.8	65.4	63.3	62.4	63.6	66.7	70.4	74.9	78.1	80.8	83.9	86.3	88.3	89.6	90.3	90.6	90.1	88.2	85.3	82.6	81.0	77.4	71.5	67.3		
Forecast Error %	-4.7%	-4.7%	-5.1%	-5.2%	-5.3%	-5.1%	-5.9%	-4.8%	-2.6%	-0.8%	-1.3%	-1.1%	-1.4%	-1.4%	-1.6%	-1.6%	-1.6%	-1.4%	-1.5%	-2.2%	-1.6%	-1.2%	-1.0%	-3.0%		





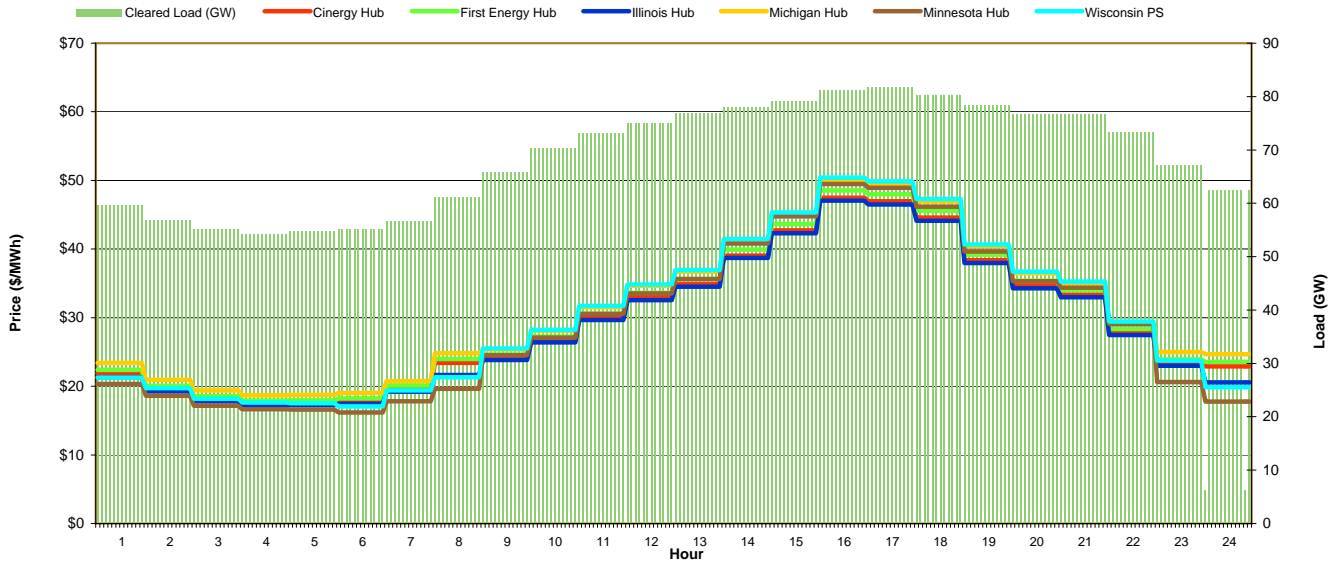
# MISO Daily Report

Saturday August 7, 2010

Price	<=0	>=100	>=200
Forecast Error %	0-4.9%	5-9.9%	>=10%

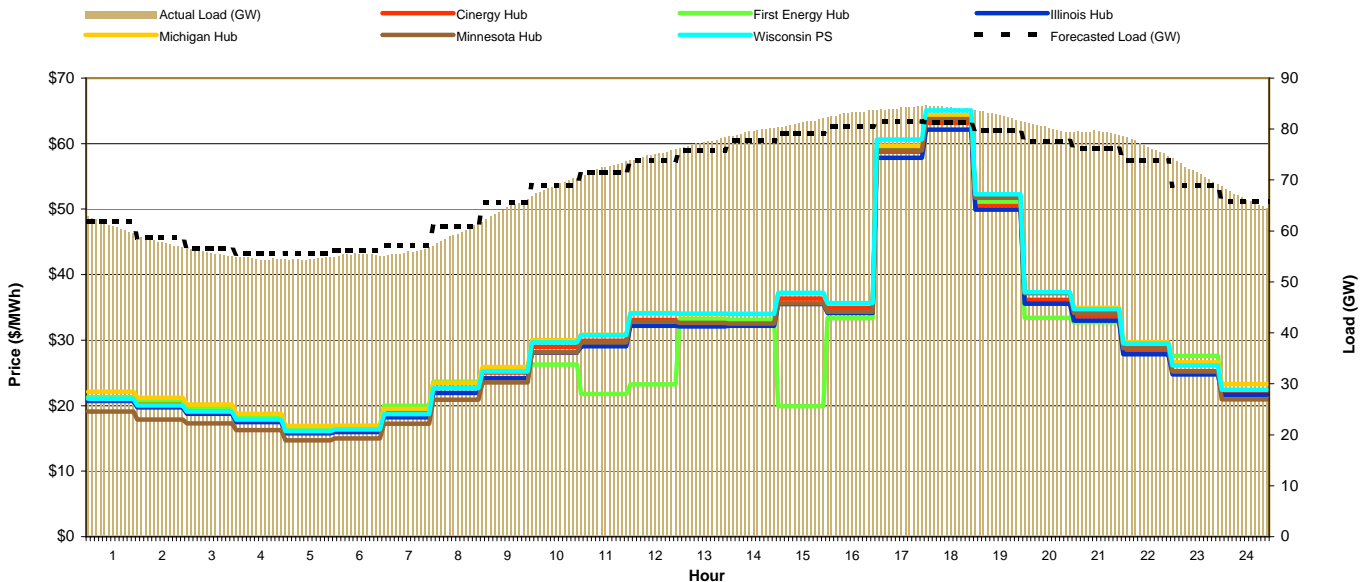
## Day-Ahead Prices and Cleared Load

Hour Ending:																									Avg. Hr \$	
	1	2	3	4	5	6	7	8	9	10	11	12	13	14	15	16	17	18	19	20	21	22	23	24	All	On Pk
Cinergy Hub	21.92	19.63	18.18	17.58	17.59	17.86	19.72	23.39	24.15	26.70	30.00	32.95	34.87	39.04	42.70	47.48	46.97	44.60	38.36	34.70	33.34	27.79	23.46	22.91	29.41	34.41
First Energy Hub	22.38	20.03	18.55	17.93	17.94	18.22	20.12	23.99	24.63	27.25	30.61	33.62	35.64	39.93	43.64	48.57	48.01	45.55	39.19	35.40	34.02	28.36	23.93	23.57	30.05	35.15
Illinois Hub	21.30	19.24	17.81	17.22	17.24	17.42	19.22	21.65	23.85	26.40	29.66	32.57	34.52	38.69	42.28	47.05	46.51	44.13	37.97	34.30	32.95	27.47	22.99	20.58	28.88	33.94
Michigan Hub	23.39	20.93	19.38	18.72	18.74	19.04	20.77	24.81	25.37	28.07	31.53	34.63	36.71	41.14	44.96	50.03	49.46	46.93	40.37	36.47	35.04	29.22	25.00	24.69	31.06	36.23
Minnesota Hub	20.31	18.59	17.17	16.64	16.60	16.17	17.80	19.63	24.51	27.11	30.54	33.52	35.63	40.81	44.78	49.46	48.91	46.16	39.66	35.30	34.39	29.05	20.62	17.78	29.21	35.01
Wisconsin PS	21.27	19.73	18.18	17.64	17.55	17.08	19.38	21.30	25.53	28.24	31.73	34.84	36.94	41.48	45.35	50.43	49.85	47.28	40.68	36.69	35.26	29.41	23.74	19.87	30.39	36.17
Cleared Load (GW)	59.7	56.9	55.2	54.2	54.8	55.1	56.6	61.1	66.0	70.3	73.1	75.1	76.9	78.1	79.2	81.2	81.7	80.4	78.4	76.7	76.7	73.4	67.2	6.3		



## Preliminary Real-Time Prices with Forecasted and Actual System Load

Hour Ending:																									Avg. Hr \$	
	1	2	3	4	5	6	7	8	9	10	11	12	13	14	15	16	17	18	19	20	21	22	23	24	All	On Pk
Cinergy Hub	21.29	20.30	19.35	18.07	16.29	16.47	18.85	22.73	25.06	28.98	29.88	33.06	32.89	32.96	36.32	34.87	58.78	63.14	50.63	36.17	33.59	28.31	25.26	22.16	30.23	35.79
First Energy Hub	21.29	20.82	19.74	18.40	16.59	16.77	19.99	23.64	25.65	26.26	21.78	23.23	33.21	33.12	19.91	33.36	59.41	63.90	51.15	33.39	32.71	29.06	27.59	21.46	28.85	33.59
Illinois Hub	20.73	19.74	18.78	17.51	15.77	15.96	18.22	21.95	24.19	28.08	29.06	32.21	32.09	32.21	35.53	34.16	57.85	62.14	49.92	35.58	32.98	27.86	24.77	21.65	29.54	35.04
Michigan Hub	22.11	21.20	20.17	18.76	16.88	16.93	19.47	23.48	25.90	29.98	30.80	34.13	33.94	34.01	37.11	35.54	59.69	64.35	52.03	37.21	34.91	29.70	26.63	23.31	31.18	36.84
Minnesota Hub	19.12	17.89	17.28	16.29	14.71	15.01	17.22	20.92	23.54	28.16	29.67	32.83	32.62	32.51	35.61	34.32	58.94	63.74	51.75	37.15	34.14	28.77	25.19	20.94	29.51	35.62
Wisconsin PS	21.04	20.03	19.12	17.87	16.11	16.35	18.72	22.69	25.21	29.68	30.79	34.11	34.04	33.98	37.23	35.66	60.64	65.06	52.29	37.30	34.74	29.52	26.15	22.44	30.86	36.81
Forecasted Load (GW)	61.9	58.8	56.5	55.5	55.6	56.1	57.1	60.8	65.5	69.0	71.4	73.9	75.9	77.7	79.2	80.6	81.5	81.3	79.6	77.5	76.2	73.7	69.0	65.7		
Forecast Error %	-1.8%	-1.9%	-1.6%	-1.9%	-2.0%	-1.4%	-2.0%	-1.9%	-1.3%	0.1%	1.6%	1.7%	2.1%	2.4%	2.7%	3.2%	3.2%	3.4%	3.5%	3.2%	3.9%	3.4%	3.1%	0.7%		





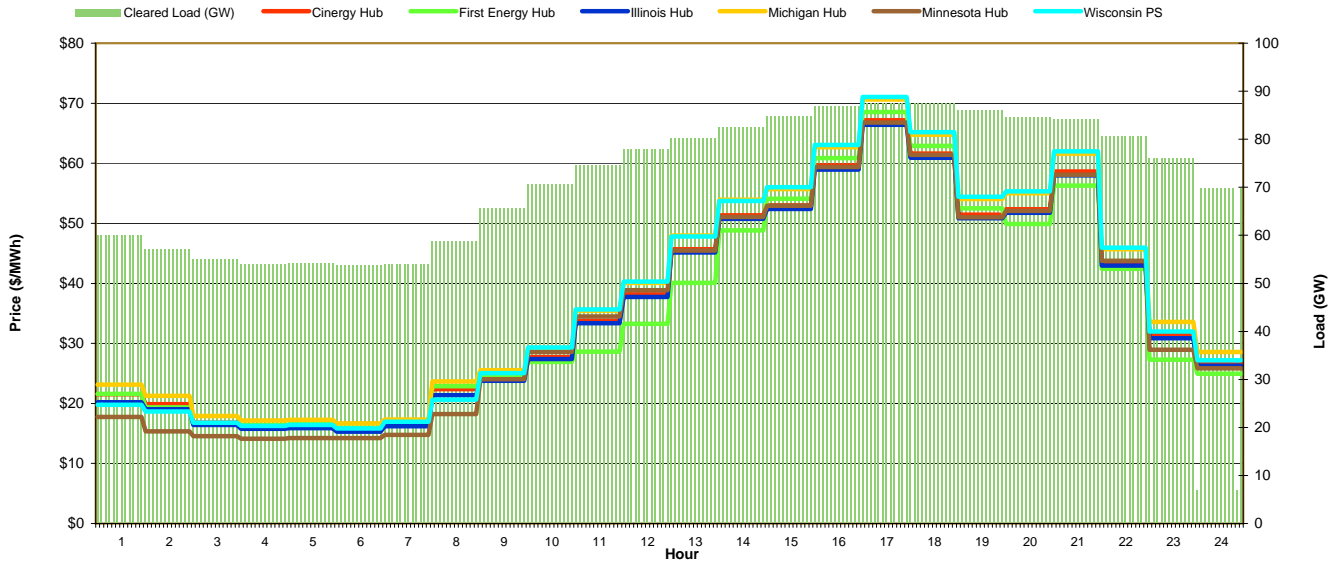
# MISO Daily Report

Sunday August 8, 2010

Price	<=0	>=100	>=200
Forecast Error %	0-4.9%	5-9.9%	>=10%

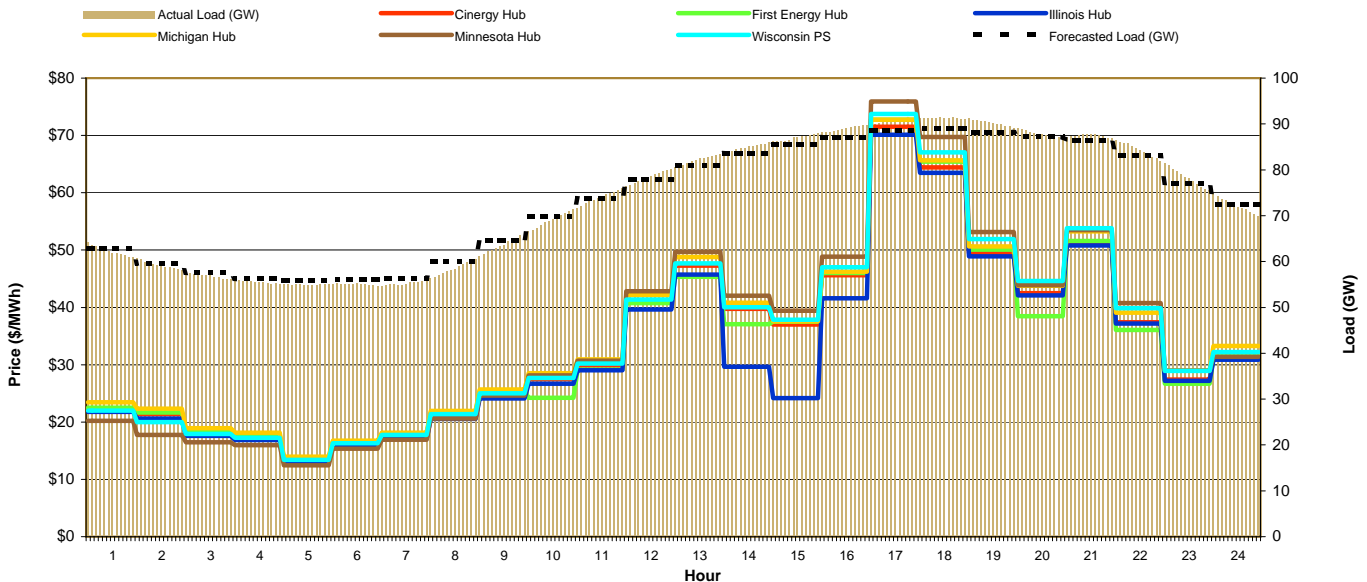
## Day-Ahead Prices and Cleared Load

Hour Ending:	1	2	3	4	5	6	7	8	9	10	11	12	13	14	15	16	17	18	19	20	21	22	23	24	Avg. Hr \$			
																									All	On Pk		
Cinergy Hub	21.55	19.89	16.78	16.08	16.20	15.63	16.49	22.37	24.26	27.74	33.72	38.15	45.67	51.32	53.00	59.65	67.18	61.63	51.44	52.34	58.64	43.44	31.50	26.79	36.31	45.13		
First Energy Hub	21.56	19.34	16.45	16.41	16.53	15.95	16.81	22.85	24.73	26.90	28.62	33.25	40.10	48.82	54.08	60.86	68.54	62.88	52.49	49.87	56.29	42.42	27.31	24.93	35.33	43.75		
Illinois Hub	20.18	19.02	16.41	15.76	15.88	15.32	16.22	21.39	23.78	27.42	33.34	37.72	45.15	50.73	52.39	58.97	66.41	60.92	50.85	51.74	57.97	42.95	30.86	26.25	35.73	44.54		
Michigan Hub	23.11	21.26	17.89	17.14	17.27	16.66	17.32	23.65	25.54	29.15	35.42	40.07	47.97	53.92	55.70	62.69	70.61	64.78	54.07	55.00	61.62	45.65	33.59	28.59	38.28	47.46		
Minnesota Hub	17.75	15.37	14.56	14.13	14.23	14.24	14.78	18.24	24.02	28.57	34.46	38.86	45.47	51.06	52.91	59.40	66.77	61.40	51.01	52.08	58.07	43.74	28.95	25.83	35.25	44.69		
Wisconsin PS	19.78	18.68	16.81	16.28	16.41	15.84	16.93	20.60	25.03	29.34	35.63	40.32	47.83	53.71	56.04	63.08	71.04	65.17	54.40	55.33	62.00	45.93	31.97	27.20	37.72	47.34		
Cleared Load (GW)	60.1	57.1	55.2	54.1	54.3	53.8	54.0	58.7	65.7	70.6	74.6	77.9	80.3	82.6	84.8	86.9	87.5	87.5	86.1	84.6	84.2	80.7	76.1	7.0				



## Preliminary Real-Time Prices with Forecasted and Actual System Load

Hour Ending:	1	2	3	4	5	6	7	8	9	10	11	12	13	14	15	16	17	18	19	20	21	22	23	24	Avg. Hr \$			
																									All	On Pk		
Cinergy Hub	22.32	21.36	18.18	17.44	13.50	16.25	17.65	21.28	24.91	27.47	29.84	40.85	47.27	39.77	37.04	45.59	71.54	64.44	49.48	42.49	51.23	37.42	27.40	31.36	34.00	41.13		
First Energy Hub	22.49	21.67	18.45	17.71	13.68	16.46	17.89	21.66	25.42	24.23	29.15	40.74	45.31	37.07	37.49	46.01	72.75	65.41	50.10	38.46	51.60	36.09	26.67	31.45	33.67	40.51		
Illinois Hub	21.75	20.59	17.59	16.85	13.03	15.72	17.05	20.55	24.10	26.67	29.03	39.61	45.70	29.63	24.15	41.61	70.12	63.48	48.92	42.10	50.79	37.20	27.16	30.88	32.26	38.80		
Michigan Hub	23.43	22.35	18.92	18.13	13.97	16.74	18.15	21.94	25.68	28.52	30.95	42.17	48.77	40.80	37.56	46.22	72.77	65.67	50.64	43.76	53.28	39.07	28.97	33.28	35.07	42.30		
Minnesota Hub	20.19	17.75	16.45	15.94	12.44	15.34	16.93	20.58	24.62	28.15	30.72	42.84	49.69	42.06	39.40	48.86	75.91	69.75	53.13	43.87	53.48	40.76	28.99	31.35	34.97	43.30		
Wisconsin PS	22.00	19.98	17.91	17.24	13.39	16.31	17.76	21.38	24.99	27.68	30.19	41.37	47.66	40.04	37.84	46.99	73.74	67.03	51.91	44.63	53.82	39.89	28.90	32.24	34.78	42.38		
Forecasted Load (GW)	62.7	59.6	57.5	56.3	56.0	56.1	56.4	59.9	64.6	69.9	73.8	77.8	81.0	83.6	85.4	87.1	88.6	88.9	88.1	87.1	86.5	83.0	77.1	72.5				
Forecast Error %	-1.1%	-1.0%	-1.4%	-1.4%	-1.8%	-2.1%	-1.9%	-1.9%	-0.8%	-0.8%	0.7%	1.2%	1.6%	1.7%	2.0%	2.3%	2.5%	2.6%	2.1%	0.7%	1.0%	1.1%	0.9%	-0.6%				







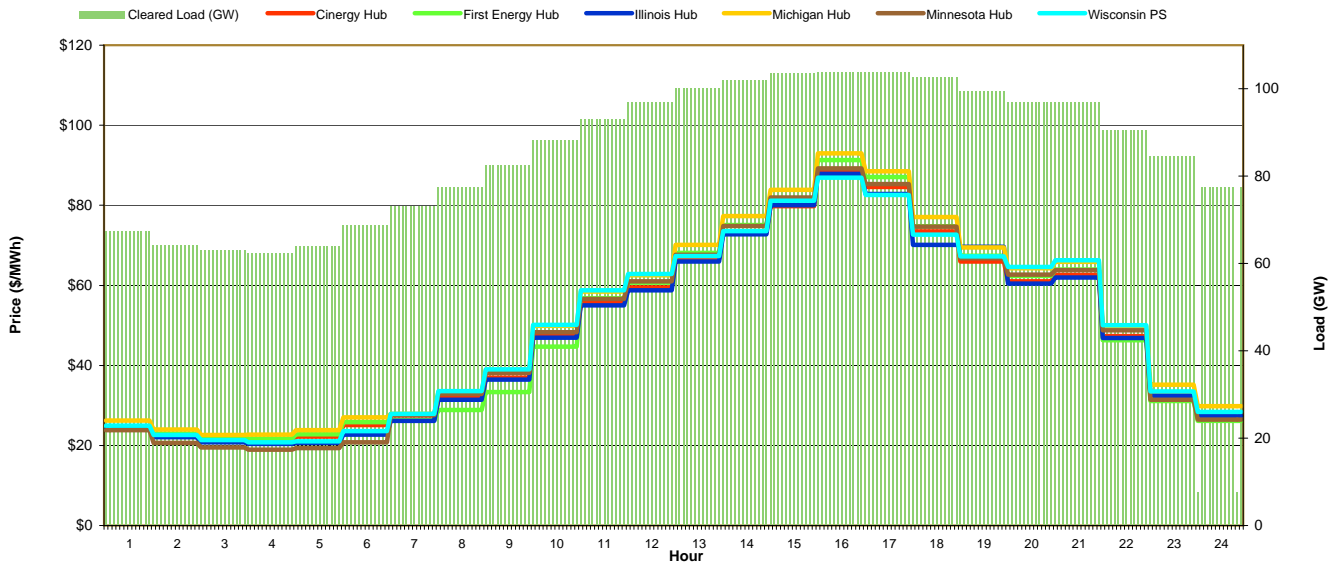
# MISO Daily Report

Monday August 9, 2010

Price	<=0	>=100	>=200
Forecast Error %	0-4.9%	5-9.9%	>=10%

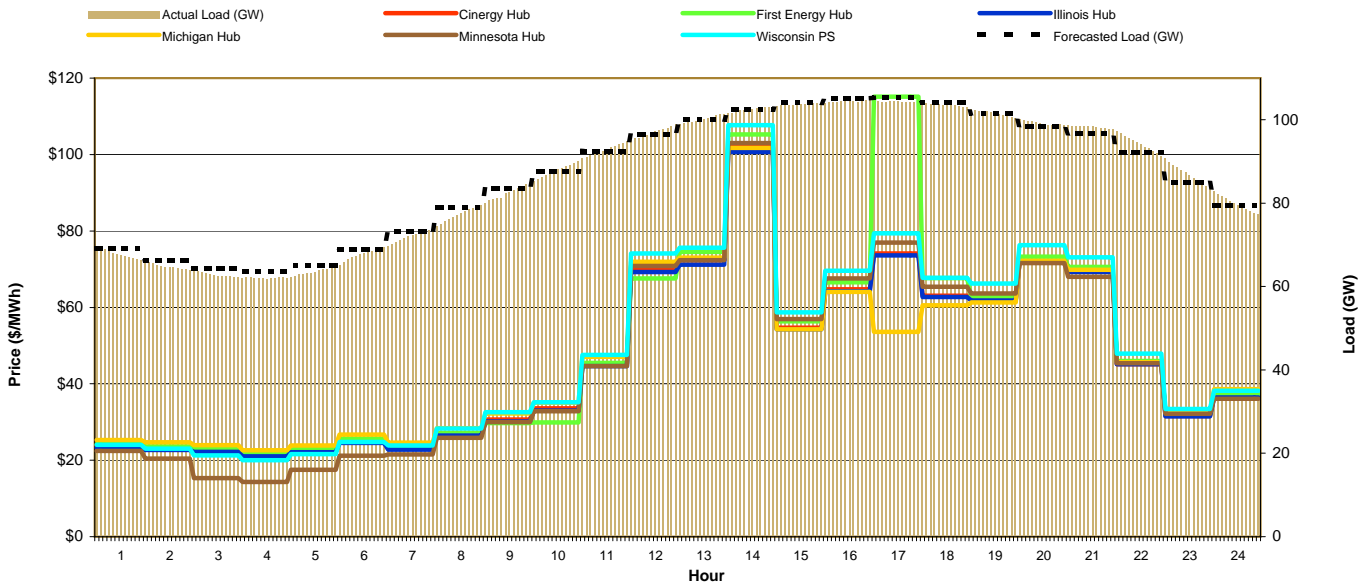
## Day-Ahead Prices and Cleared Load

Hour Ending:																									Avg. Hr \$			
	1	2	3	4	5	6	7	8	9	10	11	12	13	14	15	16	17	18	19	20	21	22	23	24	All	On Pk		
Cinergy Hub	24.56	22.49	21.20	21.22	22.19	25.08	26.50	31.78	36.91	47.47	55.61	59.48	66.56	73.40	79.77	88.72	84.55	73.44	65.94	61.00	62.56	47.35	33.02	27.97	48.28	60.47		
First Energy Hub	24.67	22.94	21.62	21.70	22.79	25.82	26.32	28.86	33.36	44.73	56.74	60.69	68.09	75.07	81.68	91.26	87.06	74.78	67.42	62.38	63.98	46.29	31.11	26.16	48.56	60.84		
Illinois Hub	24.06	22.05	20.78	20.36	20.59	22.69	26.12	31.41	36.48	46.93	54.97	58.80	65.97	72.74	80.00	87.88	82.81	70.08	69.66	60.43	61.99	46.81	32.35	27.41	47.64	59.96		
Michigan Hub	26.21	23.98	22.60	22.68	23.83	27.02	27.91	33.39	38.78	49.87	58.44	62.52	70.14	77.32	83.84	92.95	88.49	77.03	69.44	64.26	65.90	49.76	35.21	29.84	50.89	63.58		
Minnesota Hub	23.84	20.62	19.50	18.97	19.31	20.78	27.62	32.88	38.14	48.29	56.59	60.98	67.67	74.81	81.92	89.26	85.32	74.70	66.79	62.67	63.79	48.80	31.39	26.49	48.38	61.50		
Wisconsin PS	24.92	22.65	21.37	20.77	21.06	23.61	27.92	33.58	38.99	50.14	58.77	62.86	67.30	73.58	81.13	86.92	82.59	72.65	67.26	64.61	66.26	50.03	33.50	28.39	49.20	61.88		
Cleared Load (GW)	67.5	64.4	63.0	62.4	64.2	68.8	73.2	77.6	82.7	88.2	93.0	97.1	100.2	102.0	103.7	104.0	103.9	102.8	99.6	96.9	96.9	90.5	84.7	7.8				



## Preliminary Real-Time Prices with Forecasted and Actual System Load

Hour Ending:																									Avg. Hr \$			
	1	2	3	4	5	6	7	8	9	10	11	12	13	14	15	16	17	18	19	20	21	22	23	24	All	On Pk		
Cinergy Hub	23.80	23.20	22.66	21.47	22.62	25.21	23.30	26.93	30.67	33.55	45.32	70.26	72.36	101.90	54.72	64.75	74.15	63.02	61.85	72.04	69.39	45.15	31.59	36.98	46.54	57.35		
First Energy Hub	24.16	23.63	23.02	21.71	22.98	25.64	23.71	27.04	29.76	29.89	45.47	67.58	74.55	105.24	56.32	66.59	115.12	67.63	62.80	73.31	70.61	45.97	31.78	37.23	48.82	60.60		
Illinois Hub	23.31	22.69	22.20	20.98	22.07	24.55	22.80	26.44	30.15	32.96	44.60	69.28	71.19	100.69	54.25	64.27	73.60	62.73	61.76	72.02	69.25	45.16	31.47	36.46	46.04	56.86		
Michigan Hub	25.27	24.68	23.91	22.57	23.85	26.69	24.62	28.41	32.22	35.08	47.07	71.96	73.05	101.75	54.29	64.07	53.56	60.54	61.33	72.19	69.81	45.64	32.44	38.61	46.40	56.46		
Minnesota Hub	22.46	20.42	15.36	14.33	17.49	21.15	21.55	25.85	29.99	32.81	44.65	70.85	72.33	102.98	56.95	67.60	76.98	65.43	63.61	71.62	67.97	45.38	32.18	36.06	45.67	57.95		
Wisconsin PS	24.04	23.03	21.28	20.02	21.64	24.77	23.85	28.29	32.57	35.15	47.55	74.15	75.62	107.66	58.74	69.60	79.35	67.75	66.21	76.32	73.08	47.92	33.40	38.23	48.76	60.83		
Forecasted Load (GW)	69.2	66.2	64.4	63.7	65.1	68.8	73.3	78.9	83.6	87.7	92.5	96.6	100.0	102.5	104.1	105.2	105.3	104.2	101.5	98.4	96.8	92.1	85.1	79.5				
Forecast Error %	-2.5%	-2.4%	-2.8%	-2.5%	-2.0%	-1.1%	-1.3%	-1.5%	-0.9%	0.6%	0.7%	0.7%	0.3%	0.1%	-0.3%	-0.7%	-1.0%	-0.7%	-0.1%	0.7%	1.4%	1.8%	1.4%	0.2%				





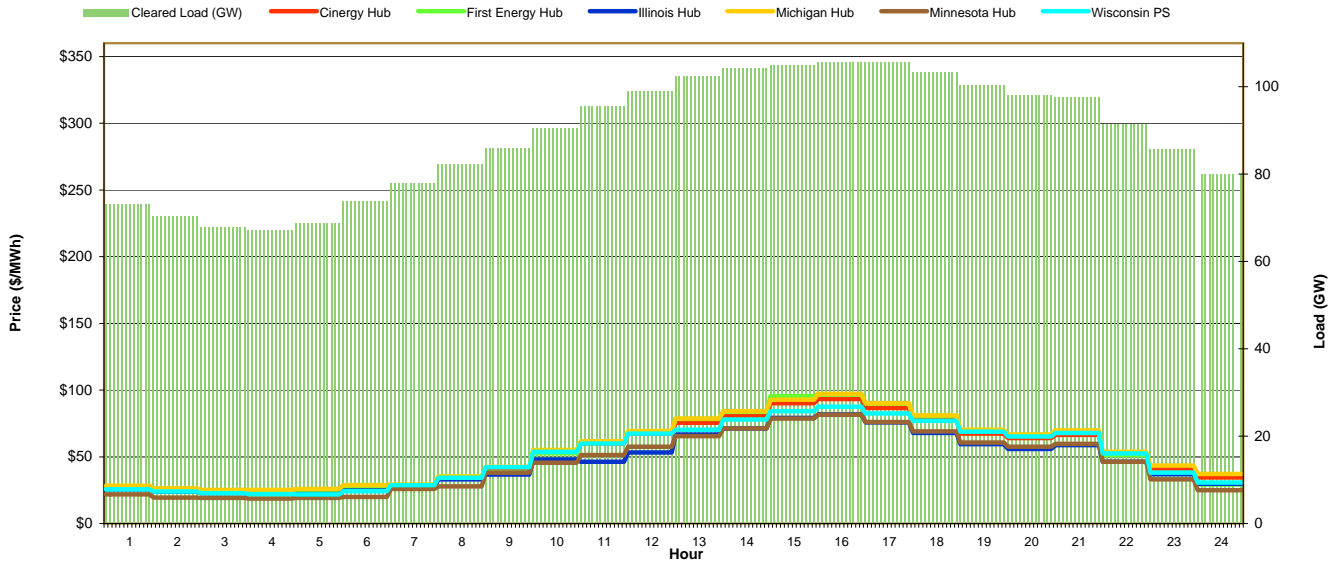
# MISO Daily Report

Tuesday August 10, 2010

Price	<=0	>=100	>=200
Forecast Error %	0-4.9%	5-9.9%	>=10%

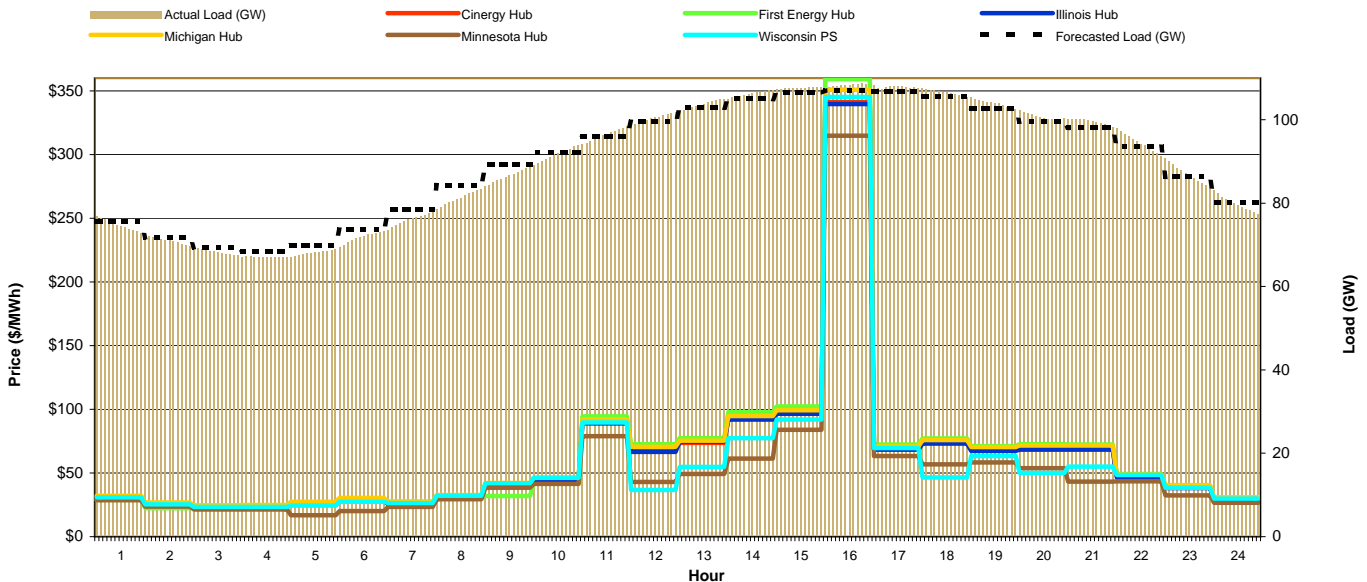
## Day-Ahead Prices and Cleared Load

Hour Ending:																									Avg. Hr \$	
	1	2	3	4	5	6	7	8	9	10	11	12	13	14	15	16	17	18	19	20	21	22	23	24	All	On Pk
Cinergy Hub	26.45	24.77	23.69	23.56	24.04	26.91	28.20	33.94	40.41	52.98	60.01	67.43	75.54	80.78	90.08	93.21	86.65	77.69	67.49	64.02	66.41	51.47	41.20	34.57	52.56	65.58
First Energy Hub	26.05	25.23	24.15	24.08	24.66	27.31	28.60	35.20	38.28	52.70	61.07	69.03	78.35	83.80	95.45	96.68	89.88	80.60	70.05	66.41	69.03	51.43	37.27	29.17	53.52	67.20
Illinois Hub	25.69	24.07	22.90	22.25	22.05	24.76	27.57	33.18	36.76	47.96	46.24	53.25	66.68	71.13	79.05	81.67	75.85	67.94	59.51	55.83	58.76	46.26	36.87	29.84	46.50	57.31
Michigan Hub	28.23	26.42	25.30	25.23	25.85	28.89	29.38	35.36	42.50	55.18	61.52	69.34	78.72	84.18	92.93	97.12	90.29	80.96	70.37	66.71	69.77	53.61	43.52	37.19	54.94	68.26
Minnesota Hub	21.88	19.48	19.11	18.78	19.10	19.91	25.84	27.91	38.18	45.53	51.41	57.64	65.38	71.17	78.74	81.61	76.12	69.04	60.70	57.54	59.81	46.27	33.14	25.03	45.39	57.51
Wisconsin PS	25.69	23.87	22.82	22.07	21.77	24.11	28.74	34.38	42.19	53.81	60.03	67.28	70.25	78.01	84.30	87.43	82.59	76.90	68.82	65.24	67.82	52.44	38.21	30.72	51.23	64.35
Cleared Load (GW)	73.1	70.3	67.9	67.2	68.8	73.8	77.9	82.3	86.0	90.5	95.7	99.1	102.4	104.3	105.0	105.6	103.5	100.5	98.1	97.7	91.5	85.7	8.0			



## Preliminary Real-Time Prices with Forecasted and Actual System Load

Hour Ending:																									Avg. Hr \$	
	1	2	3	4	5	6	7	8	9	10	11	12	13	14	15	16	17	18	19	20	21	22	23	24	All	On Pk
Cinergy Hub	30.55	25.53	23.52	23.81	26.28	28.90	26.21	31.15	40.47	45.00	90.39	69.81	73.67	92.66	96.94	341.13	68.78	73.72	68.38	69.82	69.76	47.55	39.03	29.65	63.86	82.39
First Energy Hub	28.89	22.45	23.34	23.85	25.37	27.73	27.02	32.35	31.99	41.58	94.48	72.71	77.32	97.61	102.35	359.32	72.33	77.21	71.20	72.52	72.42	49.12	40.00	28.65	65.49	85.28
Illinois Hub	29.92	24.93	22.97	23.21	25.85	28.05	25.38	30.51	39.64	44.39	88.88	66.57	74.71	92.01	96.51	339.72	68.37	73.03	67.37	68.33	68.23	46.60	38.25	28.97	63.02	81.45
Michigan Hub	32.04	26.82	24.62	24.94	27.50	30.30	27.51	32.67	42.16	46.35	92.27	70.58	75.28	94.68	99.22	350.86	70.88	75.92	70.35	71.57	71.57	48.66	40.35	30.91	65.75	84.59
Minnesota Hub	28.61	23.71	21.37	21.28	16.95	20.17	23.43	29.45	38.41	41.51	78.76	42.97	49.12	61.35	83.83	314.86	63.41	56.84	58.31	53.74	43.24	43.48	32.31	26.70	53.08	68.22
Wisconsin PS	30.86	25.49	23.33	23.48	24.26	27.33	26.48	32.28	41.96	46.35	89.71	36.69	54.74	77.29	91.89	345.25	69.71	46.36	63.29	49.95	55.01	48.59	38.54	29.93	58.28	74.22
Forecasted Load (GW)	75.5	71.9	69.5	68.5	69.7	73.6	78.5	84.3	89.4	92.2	95.8	99.5	102.8	105.0	106.5	107.1	106.8	105.6	102.8	99.6	98.1	93.5	86.3	80.2		
Forecast Error %	-1.5%	-1.4%	-1.9%	-2.1%	-2.1%	-2.7%	-3.2%	-2.9%	-0.2%	1.0%	1.1%	1.0%	1.4%	1.1%	1.0%	0.9%	0.7%	1.0%	1.1%	1.3%	0.5%	0.2%	-0.7%			





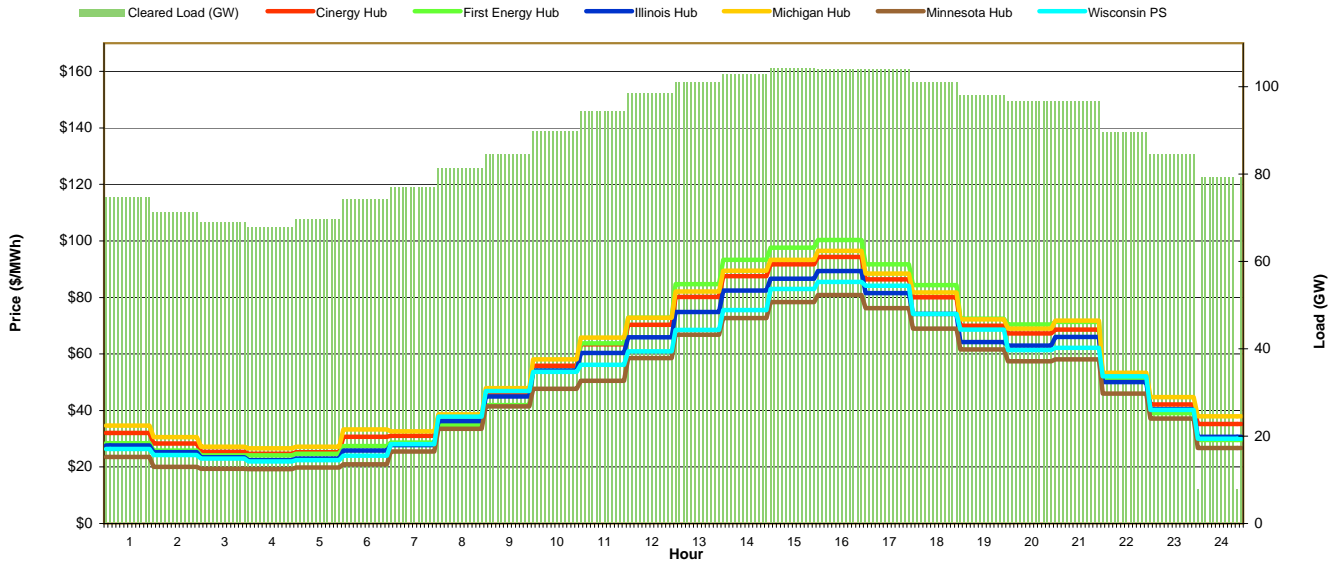
# MISO Daily Report

Wednesday August 11, 2010

Price	<=0	>=100	>=200
Forecast Error %	0-4.9%	5-9.9%	>=10%

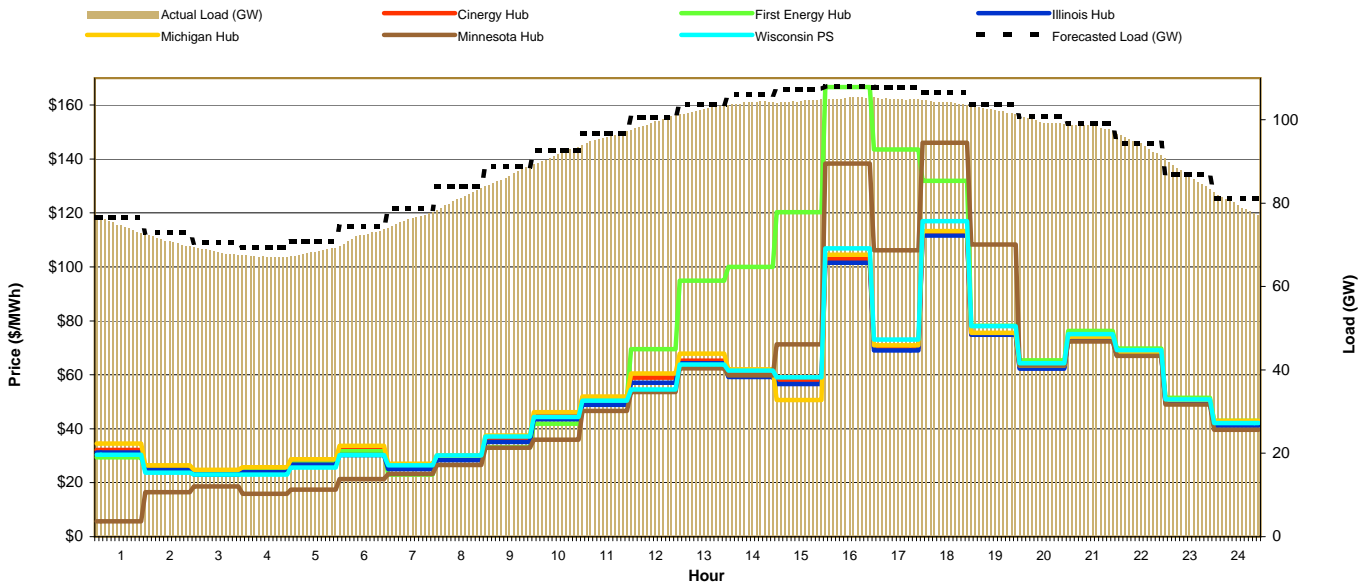
## Day-Ahead Prices and Cleared Load

Hour Ending:																									Avg. Hr \$	
	1	2	3	4	5	6	7	8	9	10	11	12	13	14	15	16	17	18	19	20	21	22	23	24	All	On Pk
Cinergy Hub	32.03	28.36	25.36	24.68	25.28	30.70	31.00	37.11	46.01	55.86	63.44	70.38	80.19	87.59	91.70	94.39	86.47	80.10	70.00	67.25	68.59	51.17	42.18	35.17	55.21	68.28
First Energy Hub	28.42	25.84	24.11	24.12	24.64	27.46	28.60	34.92	41.94	54.08	63.75	72.84	84.74	93.34	97.61	100.32	91.72	84.38	72.47	70.42	71.35	51.48	39.02	29.59	55.72	70.27
Illinois Hub	27.67	25.28	23.46	22.41	23.02	25.80	27.71	36.28	44.99	54.16	60.36	65.94	74.85	82.44	86.64	89.41	81.59	74.24	64.18	62.96	66.01	50.02	40.42	30.72	51.69	64.66
Michigan Hub	34.64	30.54	27.21	26.56	27.21	33.30	32.67	38.65	47.92	58.10	65.78	72.84	82.09	89.46	93.32	96.51	88.48	81.75	72.24	68.95	71.85	53.30	44.79	37.99	57.34	70.38
Minnesota Hub	23.58	20.04	19.34	19.30	19.79	21.00	25.44	33.57	41.43	47.66	50.50	58.59	66.83	72.66	78.36	80.81	76.24	69.02	61.63	57.40	58.06	45.99	37.19	26.68	46.30	58.50
Wisconsin PS	26.41	24.24	22.96	22.00	22.42	24.00	28.05	37.81	46.88	53.74	56.15	60.96	68.53	75.49	83.06	85.54	84.13	74.23	68.66	61.44	62.18	52.14	40.22	30.05	50.47	63.20
Cleared Load (GW)	74.8	71.4	69.1	67.9	69.8	74.3	77.2	81.3	84.6	89.9	94.6	98.6	101.1	103.0	104.2	104.1	104.0	101.2	98.2	96.7	96.6	89.5	84.6	7.9		



## Preliminary Real-Time Prices with Forecasted and Actual System Load

Hour Ending:																									Avg. Hr \$	
	1	2	3	4	5	6	7	8	9	10	11	12	13	14	15	16	17	18	19	20	21	22	23	24	All	On Pk
Cinergy Hub	32.13	25.28	23.65	24.64	27.53	32.12	25.79	28.97	35.95	44.80	50.47	58.97	65.25	60.79	57.88	102.99	69.82	112.13	74.91	62.84	73.50	67.38	49.87	41.57	52.05	63.53
First Energy Hub	29.37	24.83	24.36	25.14	27.16	31.62	22.97	28.70	33.13	41.86	51.50	69.51	94.87	100.04	120.30	166.64	143.49	131.91	78.20	65.37	76.30	69.79	51.51	42.94	64.65	82.70
Illinois Hub	31.21	24.64	22.99	23.92	26.72	30.27	25.07	28.33	35.15	43.51	48.86	57.04	64.32	59.23	56.63	101.52	69.03	111.59	74.81	62.28	73.09	67.14	49.61	41.13	51.17	62.63
Michigan Hub	34.48	26.49	24.76	25.77	28.73	33.67	27.00	30.12	37.43	46.10	51.91	60.53	67.84	62.00	50.68	104.57	70.89	113.27	75.61	63.42	74.13	68.06	50.80	42.94	52.97	64.21
Minnesota Hub	5.73	16.53	18.65	15.90	17.40	21.32	23.20	26.56	32.97	35.89	46.68	53.63	62.41	59.76	71.31	138.30	106.16	146.03	108.36	63.44	72.34	67.04	48.99	39.61	54.09	71.24
Wisconsin PS	30.42	23.77	22.99	22.99	25.58	30.29	26.41	30.16	37.15	44.38	50.44	54.63	63.78	61.53	59.13	106.89	73.02	116.93	78.06	64.32	75.10	69.13	50.84	42.06	52.50	64.72
Forecasted Load (GW)	76.6	73.0	70.6	69.5	70.7	74.3	78.6	83.9	88.9	92.6	96.7	100.6	103.8	106.1	107.3	108.1	107.9	106.5	103.7	100.8	99.1	94.4	86.8	81.2		
Forecast Error %	-3.0%	-3.2%	-3.3%	-3.4%	-3.3%	-2.6%	-2.9%	-2.9%	-2.4%	-0.8%	-0.8%	-1.0%	-1.2%	-1.9%	-2.7%	-2.8%	-2.8%	-2.3%	-1.5%	-1.3%	-1.0%	-0.7%	-0.7%	-2.1%		





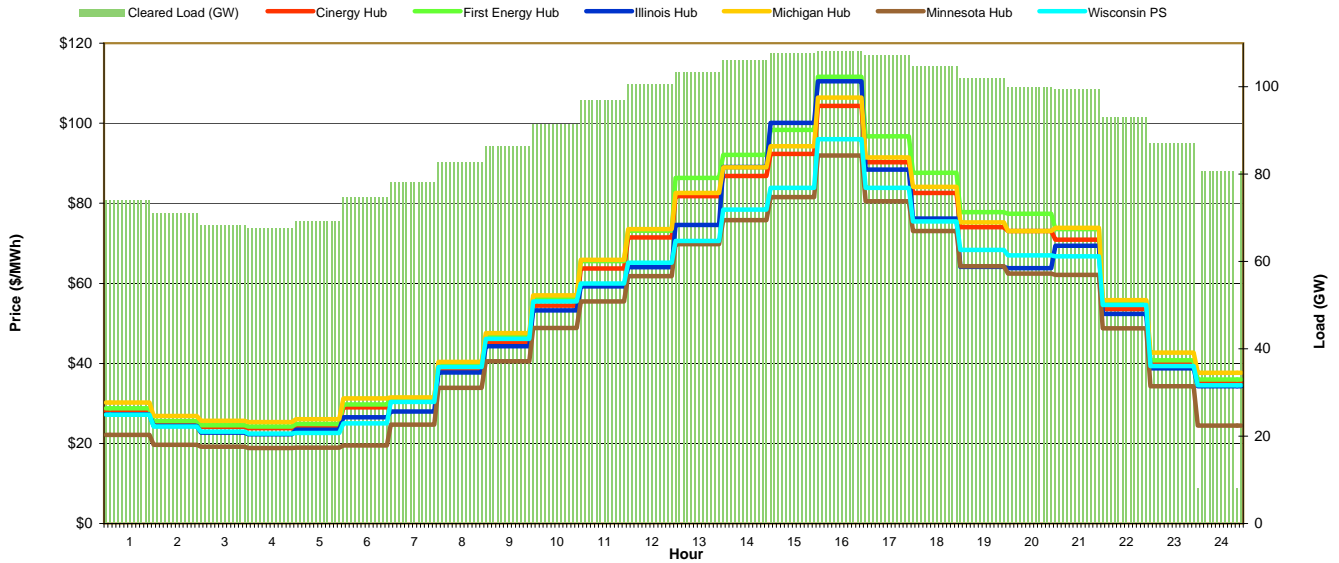
# MISO Daily Report

Thursday August 12, 2010

Price	<=0	>=100	>=200
Forecast Error %	0-4.9%	5-9.9%	>=10%

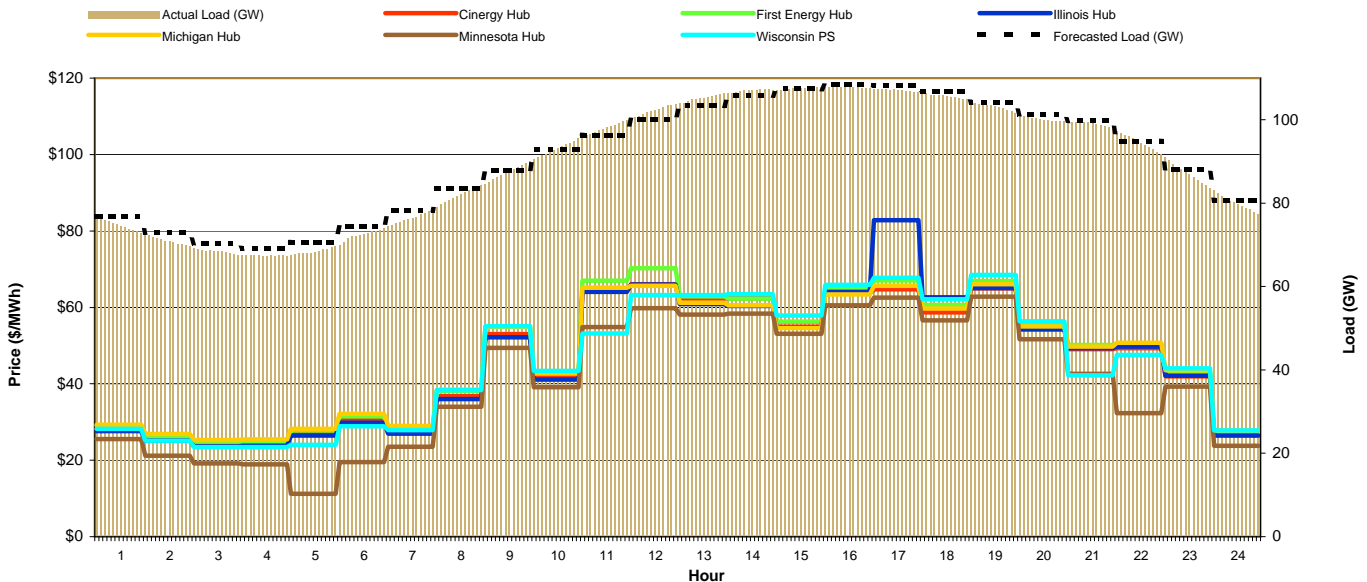
## Day-Ahead Prices and Cleared Load

Hour Ending:																									Avg. Hr \$	
	1	2	3	4	5	6	7	8	9	10	11	12	13	14	15	16	17	18	19	20	21	22	23	24	All	On Pk
Cinergy Hub	28.23	25.17	24.13	23.84	24.36	29.00	30.43	38.40	45.26	54.44	63.69	71.46	81.77	86.82	92.37	104.37	90.25	82.55	74.00	73.09	70.95	53.59	39.97	35.30	55.98	70.19
First Energy Hub	28.80	25.62	24.52	24.20	24.84	29.74	31.30	39.70	46.80	56.37	65.54	73.19	86.32	92.12	98.35	111.59	96.73	87.60	77.81	77.35	73.57	55.57	40.75	35.97	58.51	73.71
Illinois Hub	27.29	24.39	22.73	22.27	23.43	26.56	27.99	37.72	44.27	53.24	59.21	64.03	74.56	89.08	100.06	110.46	88.40	76.20	64.13	63.80	69.37	52.39	38.77	34.26	53.94	67.86
Michigan Hub	30.18	26.83	25.69	25.36	26.05	31.23	31.49	40.41	47.60	56.98	65.84	73.52	82.57	89.02	94.24	106.39	91.45	84.10	75.20	73.05	73.90	55.82	42.69	37.65	57.80	72.05
Minnesota Hub	22.16	19.64	19.17	18.84	18.97	19.47	24.74	33.86	40.55	48.85	55.45	61.79	69.79	75.75	81.55	91.94	80.48	73.11	64.27	62.46	62.13	48.78	34.28	24.46	48.02	61.57
Wisconsin PS	27.19	24.20	22.91	22.49	22.61	25.06	30.40	39.07	46.11	55.47	60.00	65.15	70.56	78.46	83.85	96.03	83.84	75.44	68.33	67.03	66.73	54.62	39.31	34.50	52.47	65.62
Cleared Load (GW)	74.2	71.1	68.4	67.6	69.2	74.8	78.3	82.7	86.5	91.6	97.1	100.6	103.5	106.1	107.8	108.3	107.3	104.8	102.0	100.0	99.6	93.1	87.2	8.1		



## Preliminary Real-Time Prices with Forecasted and Actual System Load

Hour Ending:																									Avg. Hr \$	
	1	2	3	4	5	6	7	8	9	10	11	12	13	14	15	16	17	18	19	20	21	22	23	24	All	On Pk
Cinergy Hub	28.15	25.55	24.08	24.24	26.90	30.48	27.54	36.74	53.02	41.69	64.37	66.08	62.29	62.35	56.12	63.65	64.74	58.70	64.95	54.29	49.09	49.35	41.98	26.59	45.96	55.59
First Energy Hub	29.05	26.37	24.88	25.08	27.78	31.51	28.55	38.13	54.96	43.11	67.02	70.26	62.91	62.33	56.26	64.91	67.07	60.59	66.92	55.69	50.20	50.43	42.92	27.20	47.26	57.11
Illinois Hub	27.66	25.09	23.64	23.72	26.50	29.80	26.93	35.97	52.18	41.15	64.03	65.95	60.88	60.37	54.80	64.09	82.86	62.62	65.09	54.26	49.29	49.73	42.08	26.46	46.46	56.58
Michigan Hub	29.34	26.86	25.29	25.47	28.26	32.14	28.95	38.46	55.04	42.68	65.16	65.66	61.24	60.52	54.58	63.43	65.67	59.70	66.07	54.98	49.74	50.72	43.52	27.72	46.72	56.07
Minnesota Hub	25.57	21.17	19.14	18.93	11.19	19.49	23.55	34.02	49.44	39.14	54.84	59.75	58.14	58.37	53.07	60.51	62.52	56.61	62.79	51.66	42.59	32.30	39.28	23.81	40.75	50.94
Wisconsin PS	28.22	25.16	23.47	23.45	24.02	28.90	27.90	38.38	55.14	43.37	53.17	63.21	63.26	63.50	57.90	65.91	67.76	62.11	68.47	56.37	42.21	47.56	44.02	27.80	45.88	55.77
Forecasted Load (GW)	76.7	72.9	70.4	69.3	70.5	74.3	78.3	83.4	87.7	92.8	96.3	100.1	103.3	105.9	107.4	108.4	108.2	106.8	104.1	101.3	99.8	94.9	88.0	80.7		
Forecast Error %	-3.1%	-3.0%	-3.1%	-2.7%	-2.7%	-2.1%	-2.0%	-1.4%	0.2%	0.6%	2.1%	2.3%	1.9%	1.1%	0.2%	-0.5%	-1.1%	-1.2%	-1.2%	-1.3%	-0.9%	-0.8%	-1.7%	-1.2%		





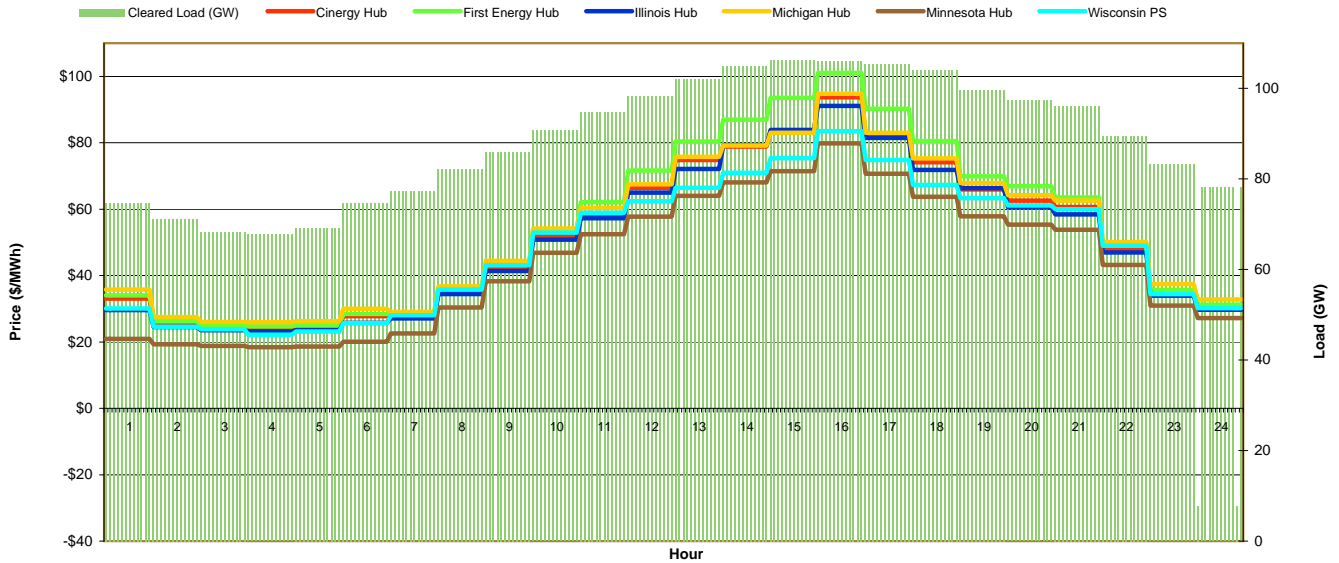
# MISO Daily Report

Friday August 13, 2010

Price	<=0	>=100	>=200
Forecast Error %	0-4.9%	5-9.9%	>=10%

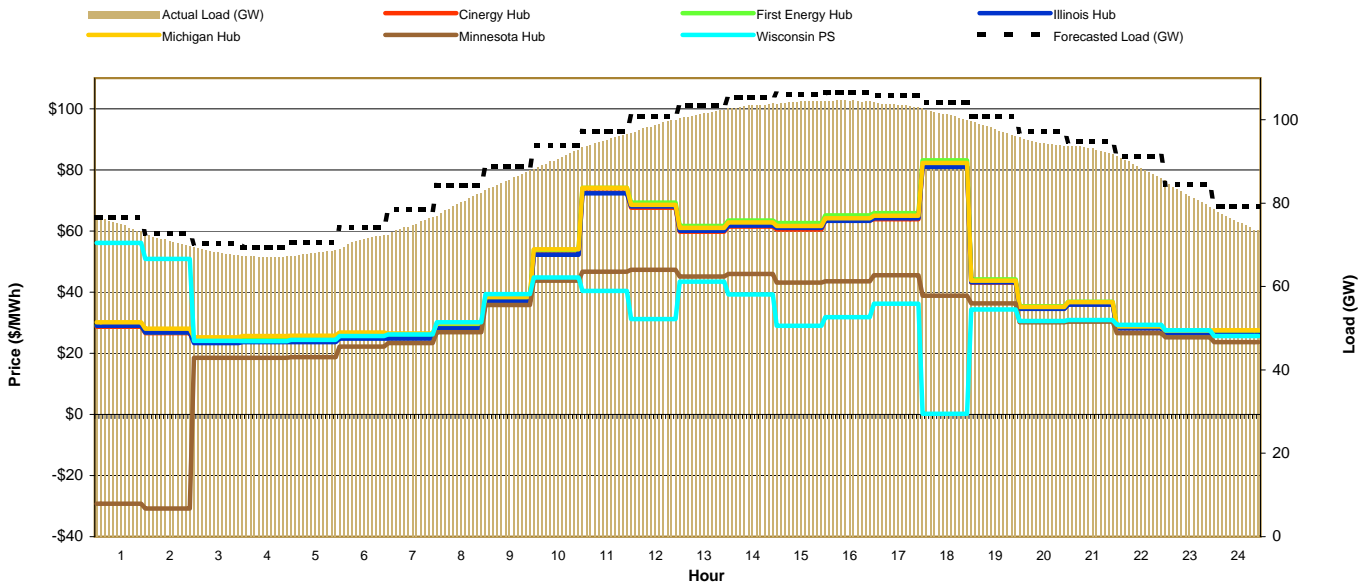
## Day-Ahead Prices and Cleared Load

Hour Ending:																									Avg. Hr \$	
	1	2	3	4	5	6	7	8	9	10	11	12	13	14	15	16	17	18	19	20	21	22	23	24	All	On Pk
Cinergy Hub	33.07	25.64	24.28	24.23	24.46	27.79	27.72	35.21	42.29	51.99	58.60	66.43	74.77	78.88	83.37	93.74	82.28	74.15	65.95	62.60	60.60	48.08	34.97	30.67	51.32	63.37
First Energy Hub	33.99	26.18	24.76	24.71	24.95	28.48	28.74	36.52	43.72	53.92	62.09	71.65	80.44	86.95	93.56	101.03	90.21	80.53	69.93	66.90	63.57	49.86	35.66	31.28	54.57	67.91
Illinois Hub	29.62	24.49	23.52	23.14	23.50	25.71	27.05	34.39	41.37	50.83	57.29	65.00	72.08	79.17	83.84	91.14	81.45	71.84	66.37	60.54	58.42	47.00	33.91	29.74	50.06	62.17
Michigan Hub	35.78	27.48	25.99	25.96	26.23	29.97	28.99	36.75	44.49	54.16	60.38	67.50	75.77	79.17	82.99	94.81	82.98	75.28	67.86	64.22	62.61	50.09	37.37	32.78	52.90	64.78
Minnesota Hub	20.97	19.26	18.80	18.46	18.60	20.09	22.52	30.42	38.31	46.86	52.42	57.76	64.04	68.08	71.47	79.87	70.63	63.70	57.86	55.31	53.77	43.20	30.97	27.17	43.77	55.29
Wisconsin PS	30.11	24.63	23.78	22.14	23.14	25.61	28.08	35.78	43.06	52.97	58.87	62.42	66.42	70.98	75.39	83.51	74.78	67.34	63.31	61.12	59.94	48.99	34.45	30.22	48.62	59.96
Cleared Load (GW)	74.7	71.2	68.4	67.7	69.2	74.7	77.3	82.2	85.9	90.7	94.7	98.4	102.2	104.9	106.3	106.1	105.5	104.0	99.6	97.3	96.1	89.4	83.2	7.8		



## Preliminary Real-Time Prices with Forecasted and Actual System Load

Hour Ending:																									Avg. Hr \$	
	1	2	3	4	5	6	7	8	9	10	11	12	13	14	15	16	17	18	19	20	21	22	23	24	All	On Pk
Cinergy Hub	28.70	26.60	23.76	24.17	24.23	25.43	25.26	28.51	37.07	52.33	72.53	67.57	59.78	61.39	60.54	63.41	63.83	81.00	43.12	34.65	36.11	28.25	26.71	26.49	42.56	51.05
First Energy Hub	29.04	26.88	24.35	24.90	24.99	26.18	25.91	29.36	38.15	53.77	74.12	69.23	61.64	63.37	62.56	65.06	65.82	83.06	44.21	35.39	36.87	28.80	27.20	27.01	43.66	52.41
Illinois Hub	29.03	26.80	23.35	23.63	23.64	24.82	24.81	28.18	36.96	52.23	72.30	68.01	60.02	61.74	61.00	63.33	64.10	80.97	43.18	34.50	35.87	28.14	26.50	26.02	42.46	51.06
Michigan Hub	30.13	28.05	25.21	25.68	25.71	26.83	26.45	29.78	38.42	53.95	74.13	68.51	60.96	62.84	61.69	64.14	65.00	82.31	43.76	35.18	36.75	28.80	27.46	27.56	43.72	52.11
Minnesota Hub	-29.19	-30.83	18.52	18.49	18.69	22.18	23.33	26.88	35.81	43.77	46.64	47.26	45.15	45.91	43.10	43.49	45.56	38.81	36.32	30.18	30.36	26.55	25.20	23.66	28.16	38.19
Wisconsin PS	56.07	50.88	24.05	24.01	24.33	25.62	26.14	30.10	39.40	44.74	40.37	31.17	43.40	39.27	29.03	31.84	36.20	0.22	34.36	30.57	30.82	29.31	27.47	25.61	32.29	32.39
Forecasted Load (GW)	76.5	72.8	70.4	69.4	70.5	74.2	78.4	84.2	88.8	93.7	97.3	100.9	103.5	105.2	106.1	106.5	105.9	104.1	100.8	97.3	94.9	91.3	84.4	79.3		
Forecast Error %	-2.5%	-2.9%	-3.4%	-3.5%	-3.6%	-4.1%	-4.6%	-4.9%	-3.5%	-3.1%	-2.1%	-2.2%	-1.9%	-1.8%	-1.8%	-1.9%	-2.4%	-3.0%	-3.5%	-3.2%	-2.3%	-3.6%	-3.7%	-5.1%		





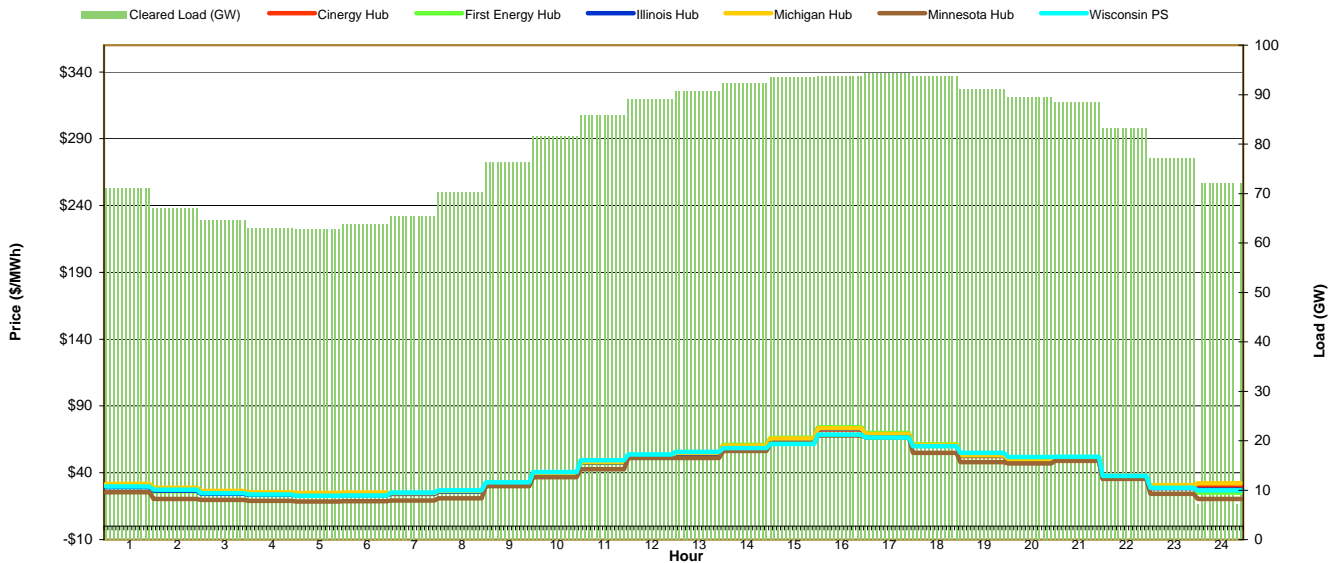
# MISO Daily Report

Saturday August 14, 2010

Price	<=0	>=100	>=200
Forecast Error %	0-4.9%	5-9.9%	>=10%

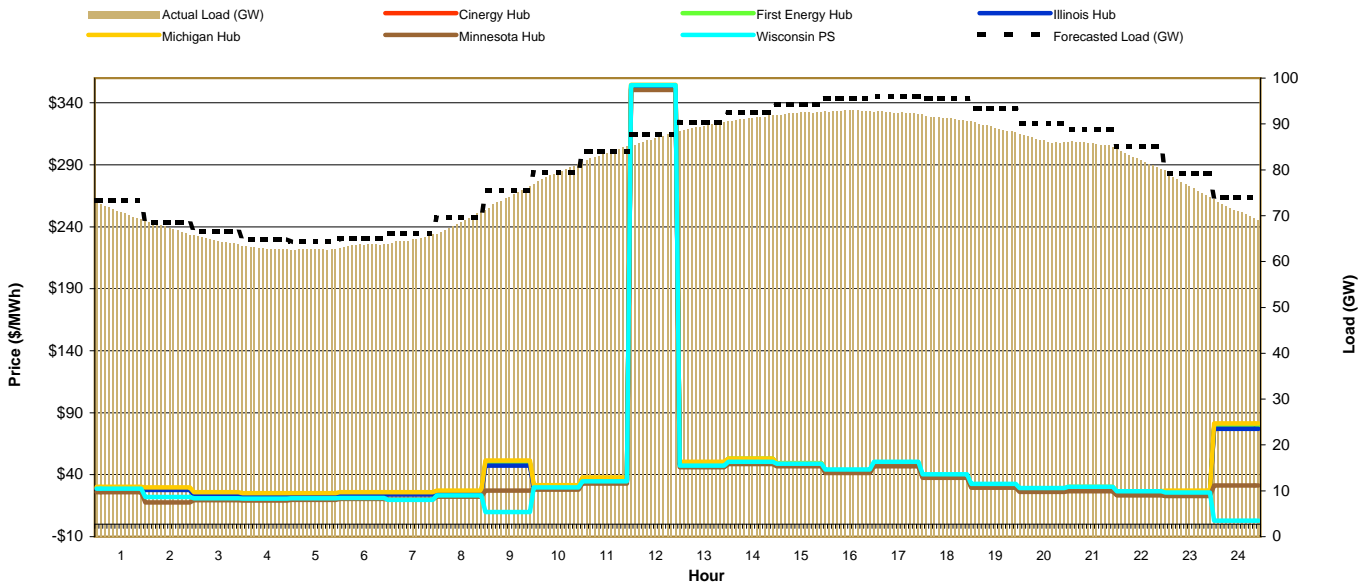
## Day-Ahead Prices and Cleared Load

Hour Ending:																									Avg. Hr \$	
	1	2	3	4	5	6	7	8	9	10	11	12	13	14	15	16	17	18	19	20	21	22	23	24	All	On Pk
Cinergy Hub	30.04	27.25	24.95	24.01	23.73	23.89	24.32	26.01	31.37	38.60	47.70	51.49	54.31	59.62	64.82	72.50	68.22	60.13	52.41	49.29	48.89	35.43	29.14	30.00	41.59	49.37
First Energy Hub	29.46	26.05	24.40	23.82	23.56	24.30	24.77	26.02	30.38	37.83	47.55	52.42	55.40	60.92	66.23	74.06	69.67	61.43	53.54	50.31	49.98	36.07	28.98	25.16	41.76	50.05
Illinois Hub	29.30	26.61	24.35	23.43	23.04	23.19	24.17	25.92	31.39	38.62	47.77	51.48	54.48	59.86	65.03	72.78	68.43	60.44	52.70	49.47	49.08	35.42	28.44	27.33	41.36	49.46
Michigan Hub	31.72	28.75	26.34	25.35	25.08	25.26	24.71	26.42	31.61	38.89	48.04	51.93	54.87	60.36	65.64	73.37	69.03	60.85	53.03	49.83	49.51	35.74	30.78	32.03	42.46	49.99
Minnesota Hub	25.38	20.48	19.63	19.07	18.41	18.62	19.28	20.82	29.91	36.60	42.72	51.04	51.05	56.32	61.98	67.93	66.33	54.94	47.96	47.04	49.15	35.47	24.20	20.41	37.70	46.47
Wisconsin PS	29.72	27.39	24.84	23.81	22.91	23.00	25.24	26.96	32.95	40.50	49.49	53.72	55.68	58.61	61.50	68.47	66.49	60.03	54.80	51.91	52.08	37.59	28.82	26.97	41.81	49.97
Cleared Load (GW)	71.0	67.0	64.5	63.1	62.7	63.8	65.3	70.2	76.3	81.6	85.9	89.1	90.7	92.2	93.4	93.8	94.2	93.8	91.1	89.5	88.3	83.2	77.1	7.2		



## Preliminary Real-Time Prices with Forecasted and Actual System Load

Hour Ending:																									Avg. Hr \$	
	1	2	3	4	5	6	7	8	9	10	11	12	13	14	15	16	17	18	19	20	21	22	23	24	All	On Pk
Cinergy Hub	28.94	28.38	24.62	23.88	23.88	24.53	24.45	25.56	48.82	29.71	35.68	352.13	48.73	51.69	48.20	42.45	47.88	38.24	30.63	27.86	29.23	25.51	25.75	77.82	48.52	56.75
First Energy Hub	29.42	28.73	25.02	24.33	24.33	24.99	24.86	26.06	49.71	30.40	36.42	353.32	49.85	52.99	49.39	43.27	48.63	38.73	30.90	28.16	29.58	25.86	26.06	78.45	49.14	57.46
Illinois Hub	28.26	27.71	23.86	23.13	23.12	23.73	24.03	24.73	47.43	28.94	34.97	351.30	48.27	51.30	48.06	42.50	48.14	38.54	30.99	28.07	29.42	25.65	25.76	77.11	48.13	56.50
Michigan Hub	30.24	29.69	25.87	25.12	25.23	25.97	25.86	27.21	51.55	31.58	37.71	354.69	50.36	52.94	49.19	43.18	48.82	39.09	31.42	28.74	30.31	26.70	27.08	81.52	50.00	58.16
Minnesota Hub	25.98	17.66	19.47	19.13	19.60	20.52	19.91	22.16	27.18	27.93	32.77	350.57	46.03	48.70	46.80	41.45	46.77	37.40	29.58	26.21	26.63	23.36	22.87	31.40	42.92	53.53
Wisconsin PS	28.73	22.05	21.08	20.72	20.88	21.33	19.59	23.40	9.98	29.72	34.56	354.39	47.39	50.51	48.98	44.34	50.44	40.47	32.50	29.30	30.26	26.63	25.74	2.79	43.16	54.91
Forecasted Load (GW)	73.2	68.4	66.7	64.9	64.3	65.0	66.0	69.5	75.5	79.4	84.0	87.7	90.4	92.5	94.2	95.5	96.1	95.5	93.3	90.2	88.7	85.0	79.1	74.0		
Forecast Error %	-3.8%	-2.0%	-3.6%	-3.4%	-2.6%	-2.3%	-1.7%	-1.1%	-1.6%	0.2%	-0.3%	-0.9%	-0.9%	-1.3%	-2.0%	-2.9%	-4.0%	-4.8%	-4.9%	-4.4%	-3.7%	-3.8%	-4.2%			





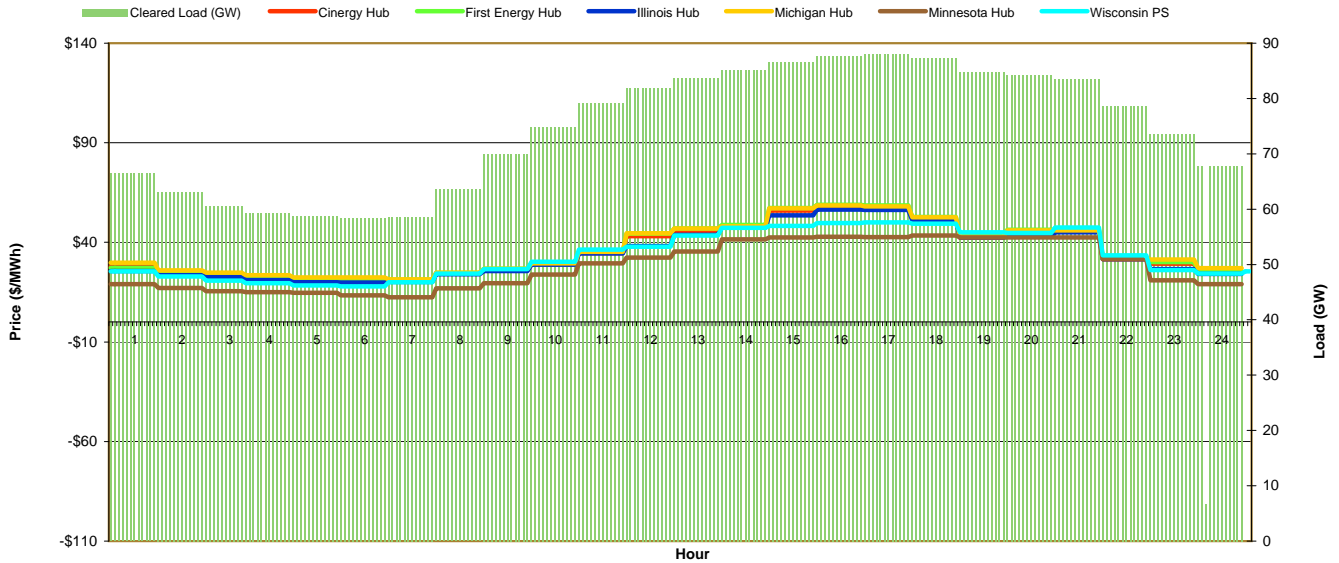
# MISO Daily Report

Sunday August 15, 2010

Price	<=0	>=100	>=200
Forecast Error %	0-4.9%	5-9.9%	>=10%

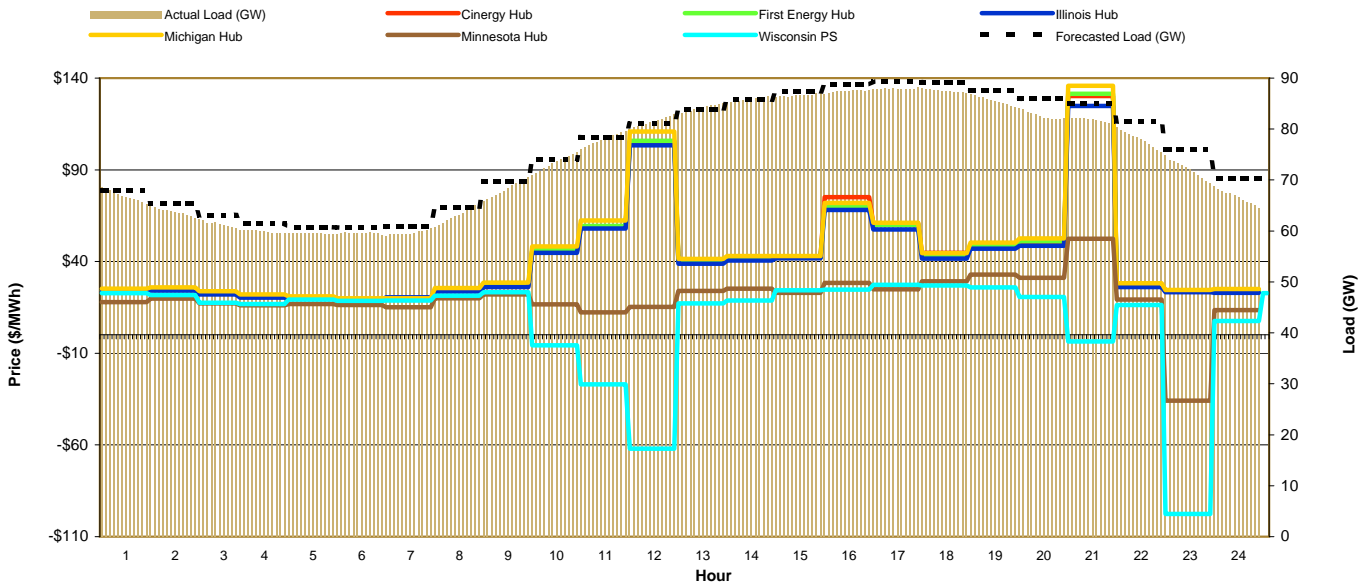
## Day-Ahead Prices and Cleared Load

Hour Ending:																									Avg. Hr \$	
	1	2	3	4	5	6	7	8	9	10	11	12	13	14	15	16	17	18	19	20	21	22	23	24	All	On Pk
Cinergy Hub	27.84	24.37	23.29	22.08	21.05	20.95	20.81	24.27	26.16	28.90	34.64	43.10	45.88	47.71	55.98	57.79	57.29	51.72	42.38	45.24	45.44	31.56	29.33	25.48	35.55	41.71
First Energy Hub	27.27	24.51	23.45	22.12	21.43	21.33	21.24	24.72	26.68	29.43	35.27	44.41	46.96	48.71	57.27	58.91	58.48	52.79	43.26	46.34	46.31	32.12	30.08	25.59	36.20	42.61
Illinois Hub	25.64	23.48	22.50	21.09	20.00	19.84	20.20	24.06	25.67	28.75	34.48	38.20	43.82	47.45	53.60	56.46	56.26	51.02	42.48	42.78	45.03	31.55	26.53	24.23	34.38	40.51
Michigan Hub	29.71	25.91	24.76	23.47	22.38	22.33	21.40	24.86	26.77	29.42	35.21	44.49	46.94	48.03	57.04	58.48	58.00	52.55	42.86	46.03	46.03	31.83	31.40	27.12	36.54	42.50
Minnesota Hub	19.04	17.12	15.43	15.06	14.70	13.41	12.43	16.93	19.54	23.79	29.49	32.37	35.42	41.52	42.54	42.72	42.58	43.50	42.55	42.51	42.47	31.60	20.89	18.99	28.19	34.40
Wisconsin PS	25.42	22.82	20.81	19.45	18.33	17.97	19.99	24.35	26.63	30.24	36.32	37.82	43.43	47.35	48.27	49.66	50.02	49.40	45.08	44.65	47.54	33.48	26.03	24.32	33.72	40.01
Cleared Load (GW)	66.4	63.1	60.6	59.3	58.8	58.5	58.7	63.6	69.9	74.9	79.2	81.9	83.7	85.1	86.6	87.7	88.1	87.3	84.8	84.2	83.5	78.6	73.5	6.8		



## Preliminary Real-Time Prices with Forecasted and Actual System Load

Hour Ending:																									Avg. Hr \$	
	1	2	3	4	5	6	7	8	9	10	11	12	13	14	15	16	17	18	19	20	21	22	23	24	All	On Pk
Cinergy Hub	23.83	24.59	22.44	20.83	19.92	18.90	19.02	24.12	26.79	45.62	58.99	105.22	39.46	41.23	42.35	75.14	60.60	44.73	47.88	50.42	130.25	26.80	23.87	23.68	42.36	52.72
First Energy Hub	24.10	24.91	22.72	20.95	20.10	19.10	19.27	24.40	27.17	46.09	59.43	105.84	39.87	41.72	42.09	70.28	59.93	43.56	49.00	51.02	131.41	27.48	23.68	24.19	42.43	52.69
Illinois Hub	23.57	24.23	22.04	20.40	19.63	18.77	20.50	23.64	26.06	44.67	57.93	103.34	38.74	40.55	41.72	68.07	57.53	41.62	46.97	48.52	124.85	26.09	23.30	22.86	41.07	50.85
Michigan Hub	25.17	25.99	23.73	22.02	21.07	19.94	20.01	25.53	28.46	48.18	62.31	110.94	41.50	43.00	43.03	71.90	61.15	44.62	50.34	52.52	135.76	28.25	24.43	24.96	43.95	54.50
Minnesota Hub	17.96	19.85	17.12	16.13	16.81	16.36	15.16	19.96	22.15	16.59	12.38	15.19	23.99	25.21	23.00	28.26	24.94	29.23	32.80	31.12	52.48	19.23	-35.93	13.58	19.73	21.29
Wisconsin PS	22.74	21.75	17.55	16.81	19.21	18.59	18.82	21.33	23.33	-5.64	-26.88	-61.97	17.13	18.71	24.39	24.61	27.37	27.02	25.94	20.69	-3.60	16.32	-97.62	7.63	8.09	3.19
Forecasted Load (GW)	68.0	65.4	63.1	61.5	60.8	60.7	60.9	64.5	69.7	74.1	78.4	81.0	83.8	85.7	87.3	88.7	89.4	89.2	87.6	85.9	85.0	81.5	76.0	70.2		
Forecast Error %	-10.6%	-3.1%	-3.2%	-2.8%	-2.2%	-2.0%	-2.0%	-1.7%	-1.6%	-0.6%	-0.3%	0.7%	0.5%	0.2%	-0.8%	-1.4%	-1.8%	-2.1%	-2.6%	-4.2%	-4.2%	-5.1%	-6.3%	-15.4%		





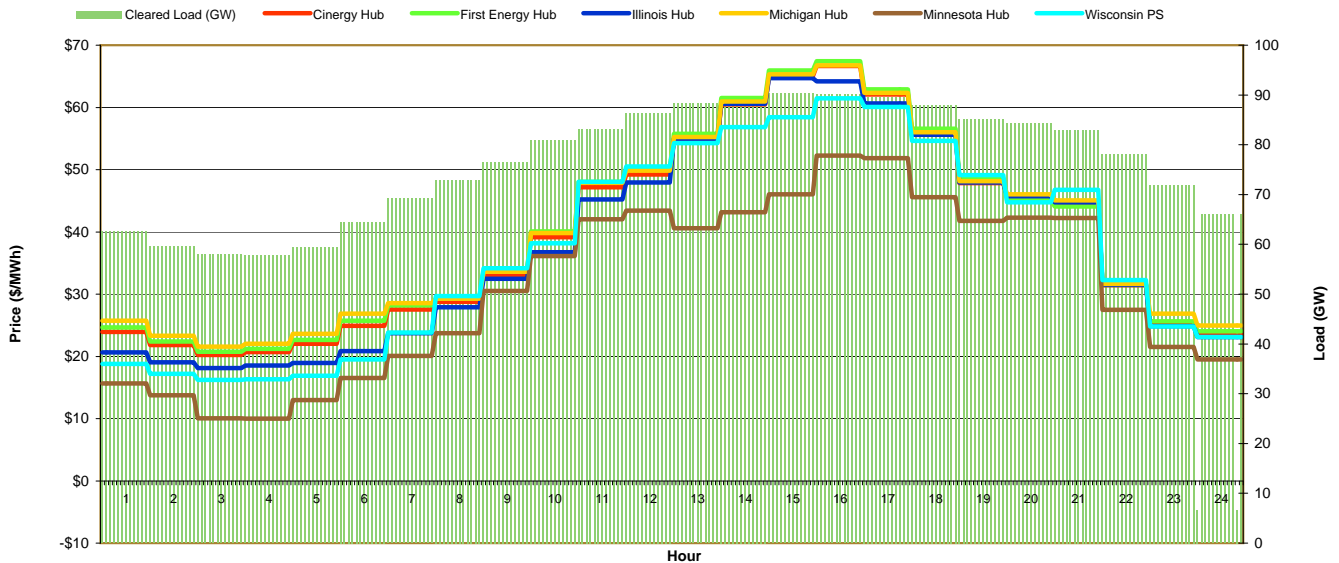
# MISO Daily Report

Monday August 16, 2010

Price	<=0	>=100	>=200
Forecast Error %	0-4.9%	5-9.9%	>=10%

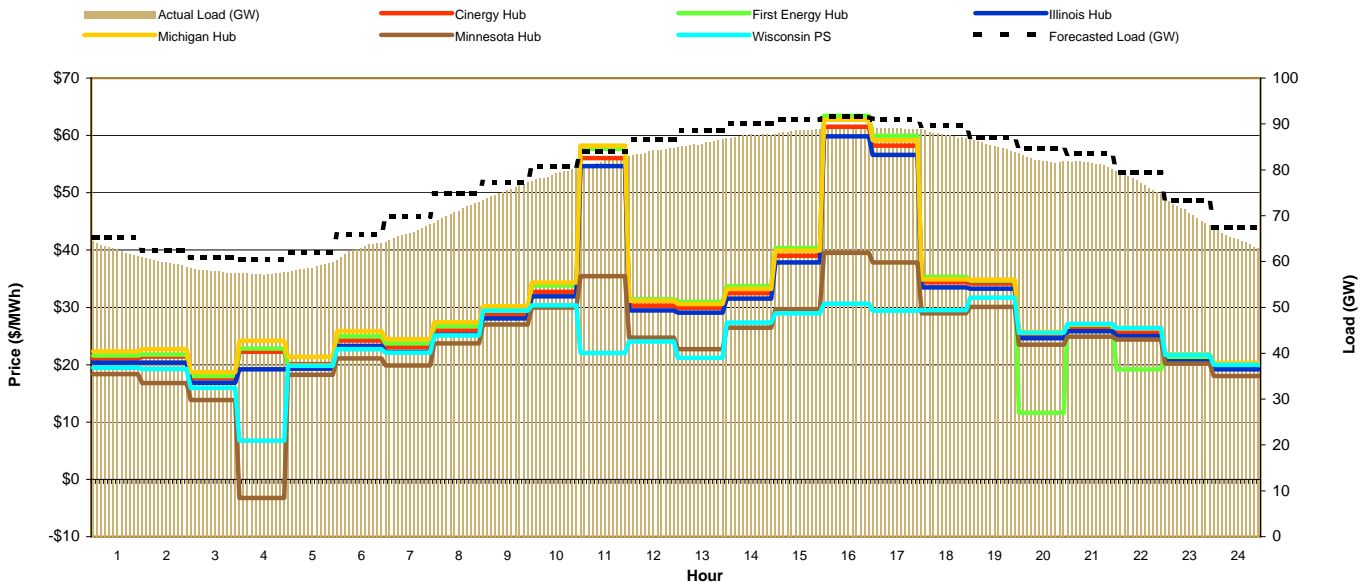
## Day-Ahead Prices and Cleared Load

Hour Ending:																									Avg. Hr \$	
	1	2	3	4	5	6	7	8	9	10	11	12	13	14	15	16	17	18	19	20	21	22	23	24	All	On Pk
Cinergy Hub	23.93	21.80	20.25	20.71	22.01	24.91	27.55	28.76	33.09	39.13	47.19	49.25	54.85	60.51	65.00	66.65	62.08	55.74	47.82	45.69	44.71	31.42	25.44	23.66	39.26	47.33
First Energy Hub	24.63	22.40	20.74	21.20	22.64	25.73	28.19	29.29	33.76	40.10	48.05	50.16	55.74	61.50	65.95	67.43	62.90	56.57	48.62	45.14	44.07	31.51	25.62	24.05	39.83	47.90
Illinois Hub	20.65	19.04	18.13	18.51	18.93	20.86	23.72	27.90	32.45	36.71	45.20	47.96	54.99	60.57	64.73	64.19	60.66	55.59	47.92	45.71	44.76	31.49	24.86	23.12	37.86	46.61
Michigan Hub	25.71	23.34	21.55	22.05	23.61	26.87	28.56	29.29	33.58	39.84	47.91	49.86	55.23	60.95	65.34	66.77	62.34	56.04	48.15	46.04	45.04	31.63	26.85	24.97	40.06	47.80
Minnesota Hub	15.67	13.76	10.06	10.00	13.00	16.53	20.07	23.72	30.51	36.10	42.04	43.41	40.60	43.14	46.05	52.27	51.86	45.60	41.75	42.30	42.22	27.46	21.52	19.50	31.21	39.41
Wisconsin PS	18.80	17.22	16.21	16.31	16.88	19.53	23.85	29.72	34.17	38.19	48.04	50.49	54.26	56.86	58.45	61.48	60.07	54.61	49.12	44.76	46.75	32.28	24.79	23.13	37.33	46.50
Cleared Load (GW)	62.6	59.6	58.0	57.8	59.4	64.5	69.2	72.9	76.5	81.0	83.1	86.3	88.3	89.6	90.3	90.1	89.5	88.0	85.2	84.3	82.9	78.1	71.9	6.6		



## Preliminary Real-Time Prices with Forecasted and Actual System Load

Hour Ending:																									Avg. Hr \$	
	1	2	3	4	5	6	7	8	9	10	11	12	13	14	15	16	17	18	19	20	21	22	23	24	All	On Pk
Cinergy Hub	21.11	21.42	17.65	22.29	20.08	24.24	23.07	25.94	28.72	32.73	56.06	30.32	29.92	32.48	39.02	61.54	58.22	34.38	34.14	25.25	26.38	25.54	20.96	19.50	30.46	35.10
First Energy Hub	21.61	21.74	18.03	22.82	19.84	24.97	23.70	26.74	29.62	33.82	57.68	31.43	31.00	33.72	40.37	63.40	59.94	35.32	34.66	11.60	26.96	19.18	21.02	19.41	30.36	34.78
Illinois Hub	20.37	20.36	16.86	19.18	19.31	23.28	22.22	25.22	28.05	31.92	54.63	29.46	29.06	31.54	37.87	59.83	56.62	33.51	33.29	24.61	25.83	25.03	20.57	19.17	29.49	34.19
Michigan Hub	22.34	22.72	18.71	24.18	21.35	25.85	24.45	27.41	30.18	34.30	58.22	31.17	30.56	33.22	39.91	62.74	59.17	34.86	34.82	25.72	27.05	26.41	21.82	20.34	31.56	36.10
Minnesota Hub	18.37	16.77	13.82	-3.24	18.27	21.08	19.87	23.70	27.03	29.95	35.45	24.74	22.70	26.43	29.68	39.54	37.82	28.94	30.07	23.52	24.89	24.39	20.22	18.03	23.84	28.07
Wisconsin PS	19.48	19.25	15.96	6.75	19.82	22.70	22.08	25.14	29.44	30.37	22.06	24.04	21.18	27.38	28.95	30.65	29.40	29.54	31.69	25.55	27.15	26.41	21.73	19.97	24.03	26.92
Forecasted Load (GW)	65.3	62.5	60.9	60.4	62.0	65.9	69.9	74.8	77.3	80.8	84.0	86.6	88.6	90.2	90.9	91.5	91.1	89.7	87.0	84.6	83.5	79.3	73.2	67.5		
Forecast Error %	-4.7%	-4.7%	-5.4%	-5.4%	-5.3%	-4.7%	-5.3%	-5.0%	-2.2%	-2.1%	-2.5%	-3.0%	-3.3%	-3.1%	-2.8%	-2.9%	-2.5%	-2.4%	-3.1%	-3.0%	-3.4%	-4.3%	-4.3%			







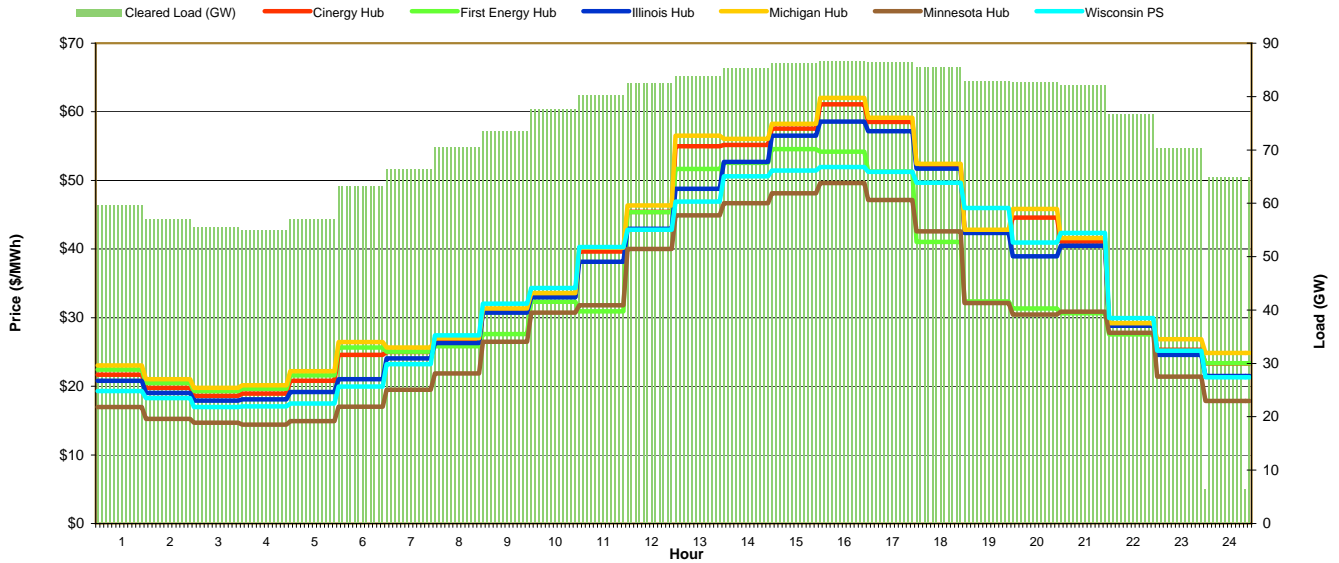
# MISO Daily Report

Tuesday August 17, 2010

Price	<=0	>=100	>=200
Forecast Error %	0-4.9%	5-9.9%	>=10%

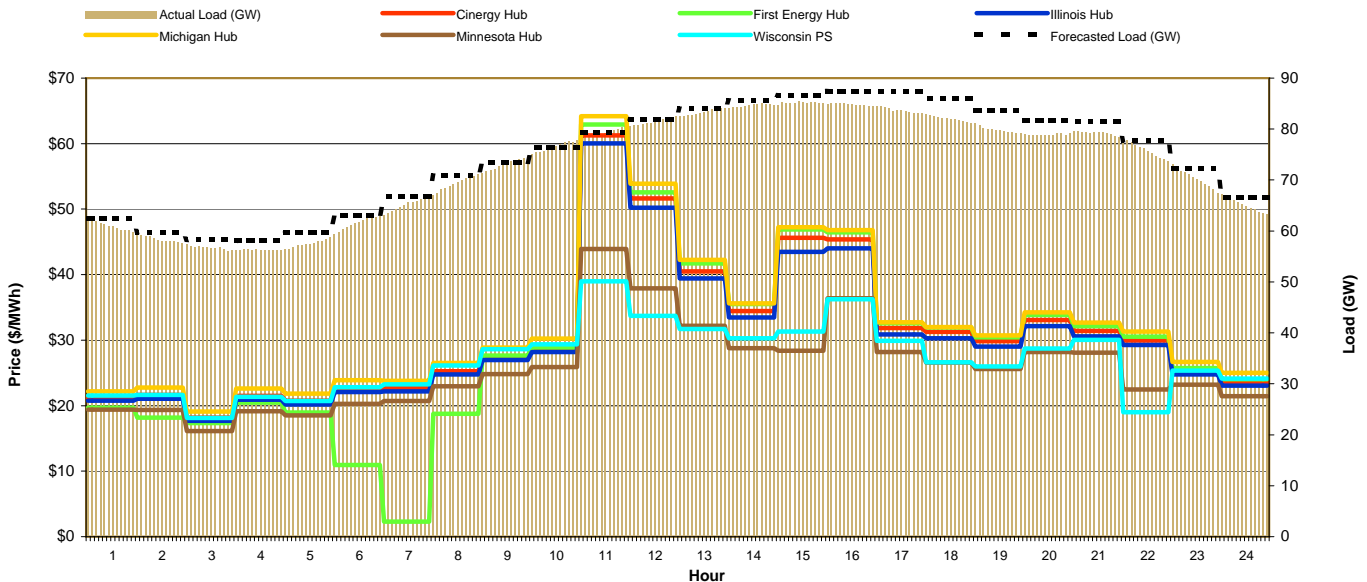
## Day-Ahead Prices and Cleared Load

Hour Ending:																									Avg. Hr \$	
	1	2	3	4	5	6	7	8	9	10	11	12	13	14	15	16	17	18	19	20	21	22	23	24	All	On Pk
Cinergy Hub	21.67	19.79	18.63	18.95	20.78	24.56	25.01	26.47	30.83	33.08	39.64	45.44	54.99	55.19	57.57	61.09	58.52	52.12	42.37	44.58	41.10	28.86	25.31	23.30	36.24	43.57
First Energy Hub	22.45	20.49	19.29	19.63	21.60	25.65	25.05	25.82	27.63	32.34	30.91	45.39	51.69	52.57	54.57	54.18	51.30	41.02	32.35	31.36	30.64	27.56	25.15	23.35	33.00	38.41
Illinois Hub	20.81	19.03	17.89	18.10	19.16	21.05	24.07	26.28	30.71	32.97	38.15	42.93	48.78	52.69	56.50	58.59	57.18	51.72	42.35	38.94	40.49	28.80	24.58	21.49	34.72	41.98
Michigan Hub	23.03	21.01	19.79	20.16	22.19	26.45	25.63	27.02	31.33	33.57	40.19	46.35	56.50	56.07	58.24	62.04	59.12	52.41	42.82	45.86	41.58	29.20	26.84	24.87	37.18	44.32
Minnesota Hub	16.96	15.23	14.68	14.42	14.93	17.03	19.48	21.88	26.50	30.73	31.80	40.02	44.90	46.70	48.12	49.61	47.17	42.56	32.12	30.45	30.85	27.78	21.40	17.88	29.30	35.79
Wisconsin PS	19.31	18.29	16.96	17.07	17.50	19.96	23.21	27.41	32.05	34.33	40.31	42.83	46.90	50.60	51.42	51.95	51.23	49.66	45.98	40.93	42.33	29.93	25.20	21.33	34.03	41.44
Cleared Load (GW)	59.7	57.1	55.5	55.1	57.0	63.2	66.4	70.5	73.6	77.6	80.3	82.5	83.8	85.4	86.2	86.6	86.4	85.5	83.0	82.7	82.1	76.7	70.4	6.5		



## Preliminary Real-Time Prices with Forecasted and Actual System Load

Hour Ending:																									Avg. Hr \$	
	1	2	3	4	5	6	7	8	9	10	11	12	13	14	15	16	17	18	19	20	21	22	23	24	All	On Pk
Cinergy Hub	21.22	21.63	18.17	21.50	20.74	22.68	22.67	25.25	27.40	28.68	61.25	51.63	40.48	34.44	45.63	45.39	31.87	31.25	29.83	33.07	31.42	29.95	25.29	23.60	31.04	35.80
First Energy Hub	19.67	18.17	17.34	20.48	18.96	10.95	2.29	18.78	27.67	28.85	62.93	52.54	41.73	35.50	46.91	46.47	32.60	31.95	30.45	33.83	32.13	30.52	25.73	24.05	29.60	36.16
Illinois Hub	20.76	21.05	17.66	20.91	20.17	22.06	22.16	24.75	26.95	28.19	60.05	50.24	39.41	33.48	43.46	44.03	30.89	30.31	29.01	32.12	30.59	29.27	24.79	23.07	30.22	34.85
Michigan Hub	22.20	22.78	19.08	22.64	21.84	23.90	23.78	26.53	28.86	30.22	64.19	53.90	42.27	35.63	47.22	46.78	32.72	32.02	30.73	34.23	32.68	31.29	26.68	25.00	32.38	37.25
Minnesota Hub	19.38	19.34	16.13	19.17	18.50	20.26	20.72	22.96	24.82	25.90	43.91	37.89	32.21	28.78	28.37	36.40	28.20	26.55	25.58	28.18	28.10	22.47	23.18	21.43	25.77	28.97
Wisconsin PS	21.53	21.65	18.12	21.37	20.69	22.81	23.24	26.15	28.64	29.34	39.00	33.71	31.72	30.30	31.30	36.26	29.91	26.62	25.98	28.73	30.05	19.03	25.33	24.15	26.90	29.50
Forecasted Load (GW)	62.5	59.8	58.3	58.0	59.6	63.1	66.7	70.8	73.4	76.4	79.4	81.9	84.0	85.6	86.5	87.4	87.3	85.9	83.7	81.8	81.4	77.8	72.3	66.5		
Forecast Error %	-2.7%	-2.7%	-2.9%	-3.1%	-3.2%	-2.1%	-1.7%	-0.1%	0.4%	0.1%	-0.3%	-0.7%	-1.0%	-1.6%	-3.0%	-4.4%	-4.9%	-5.0%	-3.5%	-2.9%	-3.1%	-3.6%	-2.5%			





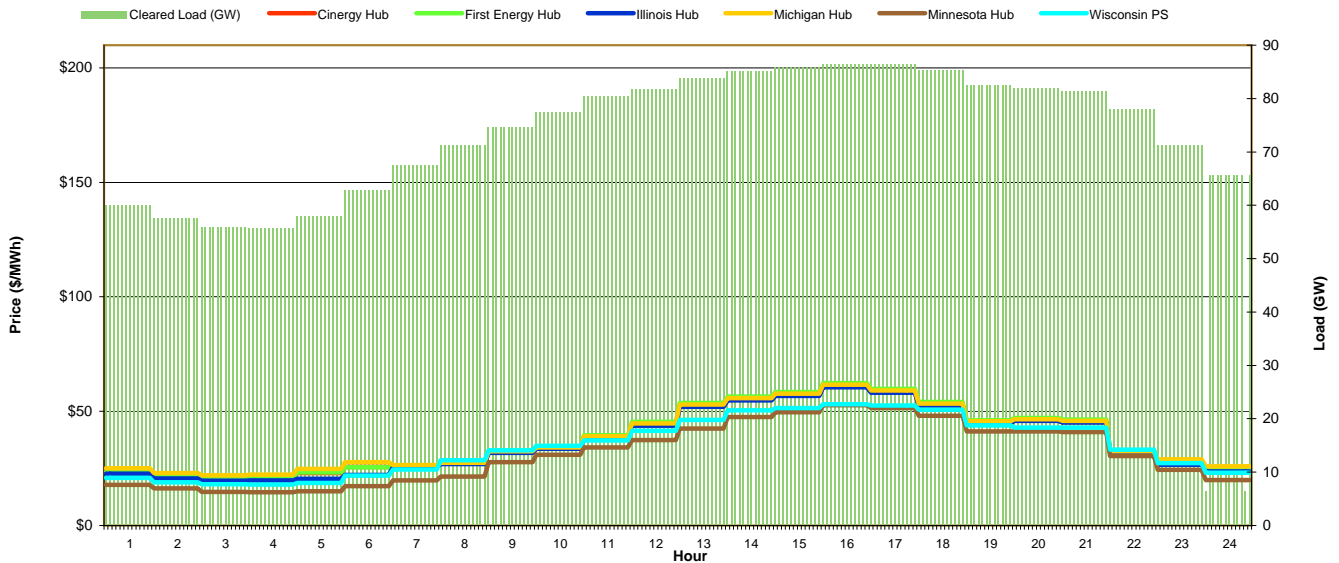
# MISO Daily Report

Wednesday August 18, 2010

Price	<=0	>=100	>=200
Forecast Error %	0-4.9%	5-9.9%	>=10%

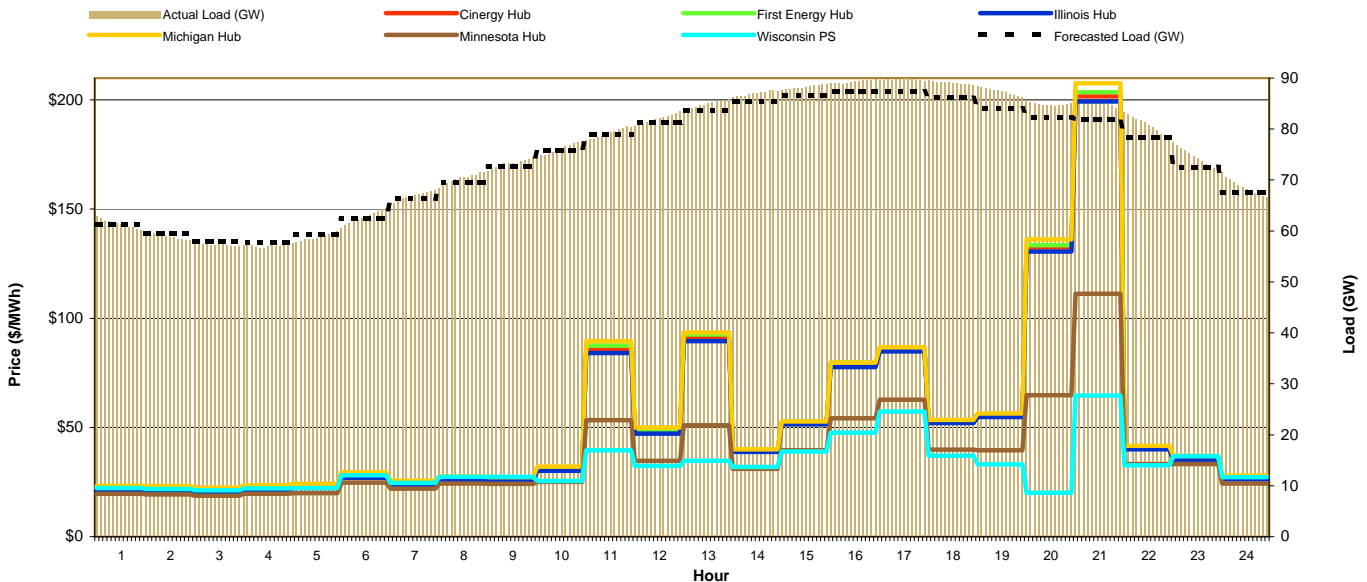
## Day-Ahead Prices and Cleared Load

Hour Ending:																									Avg. Hr \$	
	1	2	3	4	5	6	7	8	9	10	11	12	13	14	15	16	17	18	19	20	21	22	23	24	All	On Pk
Cinergy Hub	23.60	21.58	20.60	20.88	22.96	25.67	25.86	27.00	31.95	33.67	38.52	43.89	52.42	55.03	56.96	60.74	58.27	52.66	44.97	45.88	45.21	32.05	27.38	24.32	37.17	44.16
First Energy Hub	23.42	21.55	20.47	20.99	23.18	25.52	26.03	27.69	32.76	34.53	39.48	45.33	53.64	56.36	58.35	62.22	59.69	53.97	46.09	47.01	46.33	32.86	27.51	25.20	37.92	45.24
Illinois Hub	22.68	20.61	19.61	19.79	20.42	22.13	25.67	26.87	31.80	33.57	38.37	43.68	51.93	54.72	56.70	60.48	58.05	52.50	44.84	45.73	45.07	31.98	26.59	23.58	36.56	43.93
Michigan Hub	25.09	22.96	21.91	22.25	24.70	27.73	26.40	27.48	32.49	34.15	39.08	44.59	52.90	55.66	57.68	61.55	59.04	53.34	45.55	46.48	45.81	32.45	29.03	25.84	38.09	44.83
Minnesota Hub	17.71	16.16	14.68	14.56	15.00	17.20	19.77	21.38	27.65	30.96	34.10	37.31	42.45	47.48	49.57	52.57	51.28	47.97	41.19	41.13	40.85	30.34	24.28	19.89	31.48	38.78
Wisconsin PS	20.81	18.91	17.99	17.92	18.67	21.77	24.47	28.53	32.90	34.80	37.16	41.40	46.17	50.40	51.41	53.09	52.47	50.71	43.77	42.82	42.85	33.18	27.31	23.10	34.69	41.81
Cleared Load (GW)	60.0	57.5	56.0	55.8	58.0	62.9	67.6	71.3	74.6	77.4	80.4	81.9	83.8	85.1	85.9	86.5	86.4	85.3	82.6	82.0	81.5	78.0	71.2	6.6		



## Preliminary Real-Time Prices with Forecasted and Actual System Load

Hour Ending:																									Avg. Hr \$	
	1	2	3	4	5	6	7	8	9	10	11	12	13	14	15	16	17	18	19	20	21	22	23	24	All	On Pk
Cinergy Hub	22.08	21.83	21.27	22.23	23.06	28.00	24.44	26.32	26.08	30.89	85.82	48.04	90.98	39.25	51.93	78.66	85.52	52.58	55.40	132.49	201.69	40.25	35.43	26.59	52.95	67.58
First Energy Hub	22.52	22.28	21.72	22.72	23.59	28.66	24.10	26.30	26.64	31.58	87.51	49.04	92.69	40.02	52.77	79.71	86.33	52.98	55.68	133.52	203.53	40.65	35.82	26.93	53.64	68.42
Illinois Hub	21.43	21.14	20.53	21.46	22.24	27.02	23.72	25.68	25.55	30.21	84.07	47.21	89.50	38.82	51.38	77.71	84.83	52.08	54.87	130.62	199.28	40.03	35.18	26.17	52.11	66.69
Michigan Hub	23.37	23.10	22.46	23.46	24.25	29.43	25.69	27.57	27.21	32.15	89.48	49.90	93.54	40.07	52.78	79.75	86.71	53.46	56.47	136.21	207.62	41.58	37.00	27.97	54.63	69.47
Minnesota Hub	19.65	19.29	18.73	19.63	19.95	24.72	22.03	24.34	24.25	25.11	53.29	34.73	51.03	31.04	39.63	54.25	62.75	39.85	39.54	64.81	111.21	33.21	33.20	24.26	37.10	45.14
Wisconsin PS	22.22	21.85	21.19	22.14	22.24	28.16	24.65	27.39	27.41	25.46	39.52	32.32	34.77	31.96	39.05	47.63	57.23	37.08	33.09	20.09	64.59	32.66	36.87	27.31	32.37	36.69
Forecasted Load (GW)	61.3	59.4	58.0	57.7	59.2	62.4	66.3	69.4	72.7	75.9	78.9	81.3	83.6	85.4	86.5	87.3	87.3	86.1	84.0	82.3	81.9	78.2	72.5	67.6		
Forecast Error %	-0.3%	-1.2%	-1.2%	-1.0%	-0.4%	0.9%	1.1%	1.6%	1.0%	0.6%	0.7%	1.1%	1.7%	2.0%	2.1%	2.2%	2.7%	3.2%	3.6%	3.0%	3.3%	2.7%	2.1%	1.1%		





# MISO Daily Report

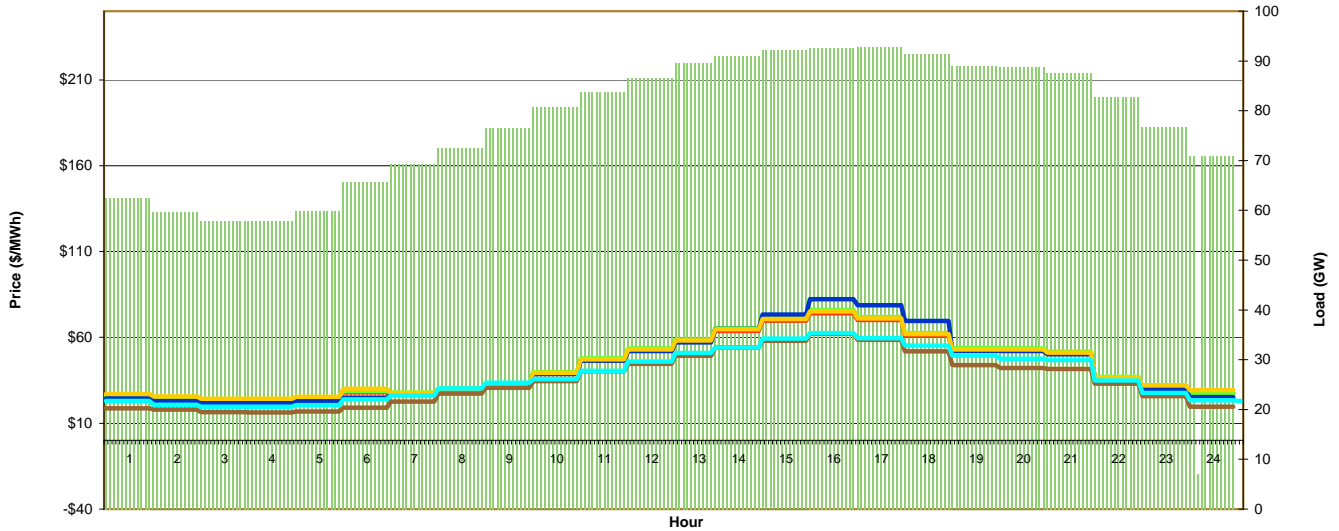
Thursday August 19, 2010

Price	<=0	>=100	>=200
Forecast Error %	0-4.9%	5-9.9%	>=10%

## Day-Ahead Prices and Cleared Load

Hour Ending:																									Avg. Hr \$	
	1	2	3	4	5	6	7	8	9	10	11	12	13	14	15	16	17	18	19	20	21	22	23	24	All	On Pk
Cinergy Hub	25.44	24.05	22.75	22.91	23.88	28.02	27.10	29.24	32.41	38.80	46.67	52.24	57.41	63.79	69.78	74.15	70.08	61.07	52.40	52.24	50.43	36.13	30.35	27.42	42.45	51.07
First Energy Hub	25.55	24.52	23.57	23.73	24.73	28.76	27.81	29.99	33.23	39.76	47.81	53.52	58.82	65.34	71.47	75.95	71.78	62.57	53.68	53.51	51.66	37.03	29.55	27.70	43.42	52.23
Illinois Hub	24.56	23.00	21.66	21.76	22.80	24.81	26.76	29.17	32.34	38.67	46.48	52.04	57.19	65.00	73.32	82.24	78.74	69.68	52.29	52.04	50.24	36.02	29.45	25.18	43.14	52.81
Michigan Hub	27.07	25.57	24.22	24.39	25.44	30.16	27.59	29.64	32.82	39.31	47.30	52.94	58.18	64.65	70.72	75.16	71.04	61.89	53.09	52.93	51.09	36.60	32.17	29.31	43.47	51.85
Minnesota Hub	18.65	17.97	16.47	16.30	16.82	18.99	22.65	27.22	30.68	34.53	40.26	44.69	49.35	54.09	58.00	62.22	58.56	51.95	43.82	42.28	41.64	33.00	25.70	19.73	35.23	43.62
Wisconsin PS	22.95	20.82	19.58	19.56	20.57	23.91	26.13	30.25	33.56	35.72	40.54	45.94	50.89	54.16	59.34	62.49	59.60	55.18	49.39	47.68	46.93	34.97	27.73	23.40	37.97	45.89
Cleared Load (GW)	62.5	59.6	57.9	57.9	59.9	65.7	69.3	72.6	76.5	80.7	83.8	86.5	89.5	91.1	92.1	92.6	92.7	91.4	88.9	88.7	87.6	82.8	76.7	7.1		

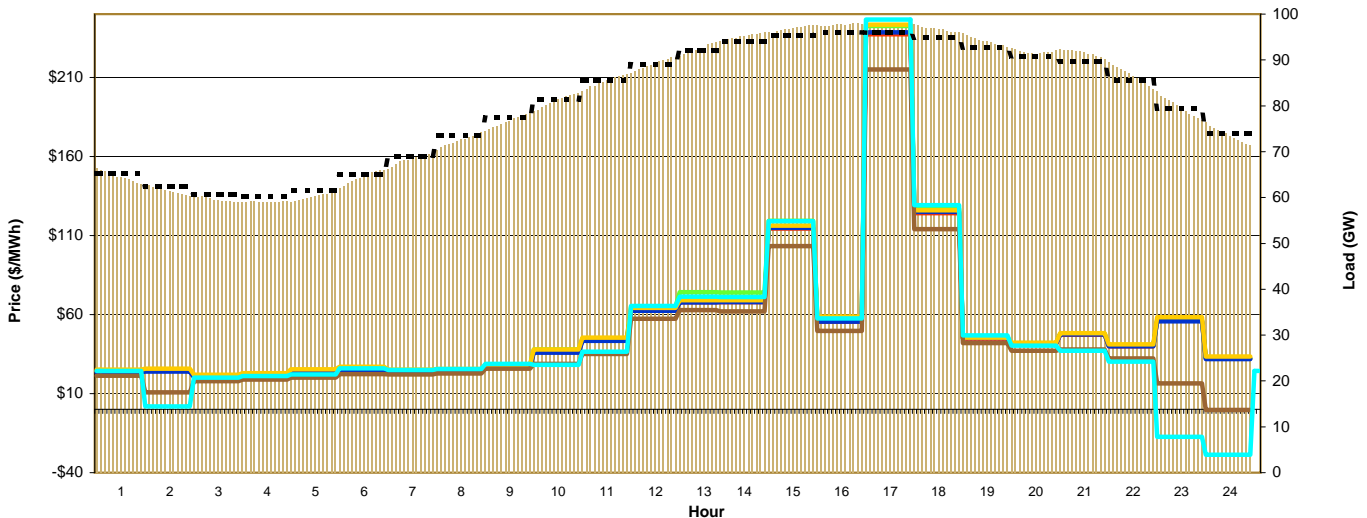
■ Cleared Load (GW) 
 ■ Cinergy Hub 
 ■ First Energy Hub 
 ■ Illinois Hub 
 ■ Michigan Hub 
 ■ Minnesota Hub 
 ■ Wisconsin PS



## Preliminary Real-Time Prices with Forecasted and Actual System Load

Hour Ending:																									Avg. Hr \$	
	1	2	3	4	5	6	7	8	9	10	11	12	13	14	15	16	17	18	19	20	21	22	23	24	All	On Pk
Cinergy Hub	23.90	24.59	20.94	21.80	24.06	25.61	24.02	24.28	27.02	36.50	43.74	62.67	67.84	67.86	114.46	55.45	237.27	124.10	44.75	41.34	47.27	39.85	56.16	32.26	53.66	68.16
First Energy Hub	24.25	24.90	21.33	22.22	24.57	26.05	24.43	24.80	27.60	37.83	44.73	64.95	74.14	74.03	119.25	56.88	242.53	126.99	45.45	41.97	47.93	40.40	56.63	32.42	55.26	70.38
Illinois Hub	23.33	23.90	20.39	21.20	23.36	24.89	23.49	23.83	26.60	35.98	43.45	62.44	67.73	67.96	114.85	55.56	238.37	124.94	45.12	41.47	47.38	39.89	55.76	31.81	53.49	68.21
Michigan Hub	25.14	25.70	21.95	22.87	25.40	27.08	25.14	25.52	28.20	37.98	45.36	64.20	69.14	69.03	116.33	58.83	243.40	125.85	45.47	42.13	48.25	41.19	58.35	33.54	55.25	69.95
Minnesota Hub	21.40	10.73	17.93	18.88	20.14	22.37	22.07	22.76	25.73	28.85	35.13	57.39	62.79	62.00	103.24	49.67	214.90	114.02	41.99	37.05	37.88	32.26	16.44	-0.24	44.81	58.88
Wisconsin PS	24.28	1.97	20.08	21.14	22.03	25.95	24.94	25.63	28.84	28.28	36.45	65.48	71.28	71.01	119.02	57.59	246.52	129.16	46.73	40.42	37.08	30.18	-17.29	-28.63	47.00	63.52
Forecasted Load (GW)	65.2	62.3	60.6	60.2	61.6	65.0	68.9	73.5	77.4	81.3	85.5	89.1	92.0	94.1	95.3	96.0	95.9	94.9	92.7	90.8	89.7	85.6	79.4	73.9		
Forecast Error %	-10.1%	-1.8%	-2.0%	-2.1%	-2.0%	-0.5%	-0.5%	-1.2%	-0.7%	0.0%	0.0%	0.3%	0.6%	1.2%	1.6%	1.7%	2.0%	1.7%	1.2%	1.0%	1.6%	0.6%	-0.2%	-10.0%		

■ Actual Load (GW) 
 ■ Cinergy Hub 
 ■ First Energy Hub 
 ■ Illinois Hub 
 ■ Michigan Hub 
 ■ Minnesota Hub 
 ■ Wisconsin PS 
 ■ Forecasted Load (GW)





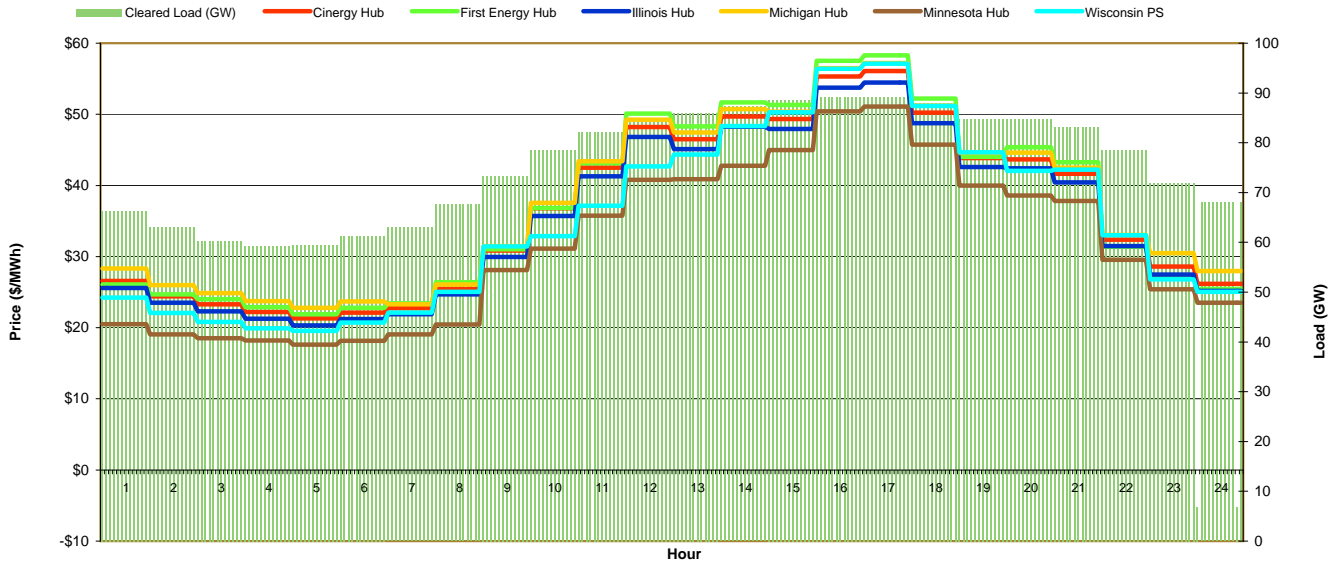
# MISO Daily Report

Saturday August 21, 2010

Price	<=0	>=100	>=200
Forecast Error %	0-4.9%	5-9.9%	>=10%

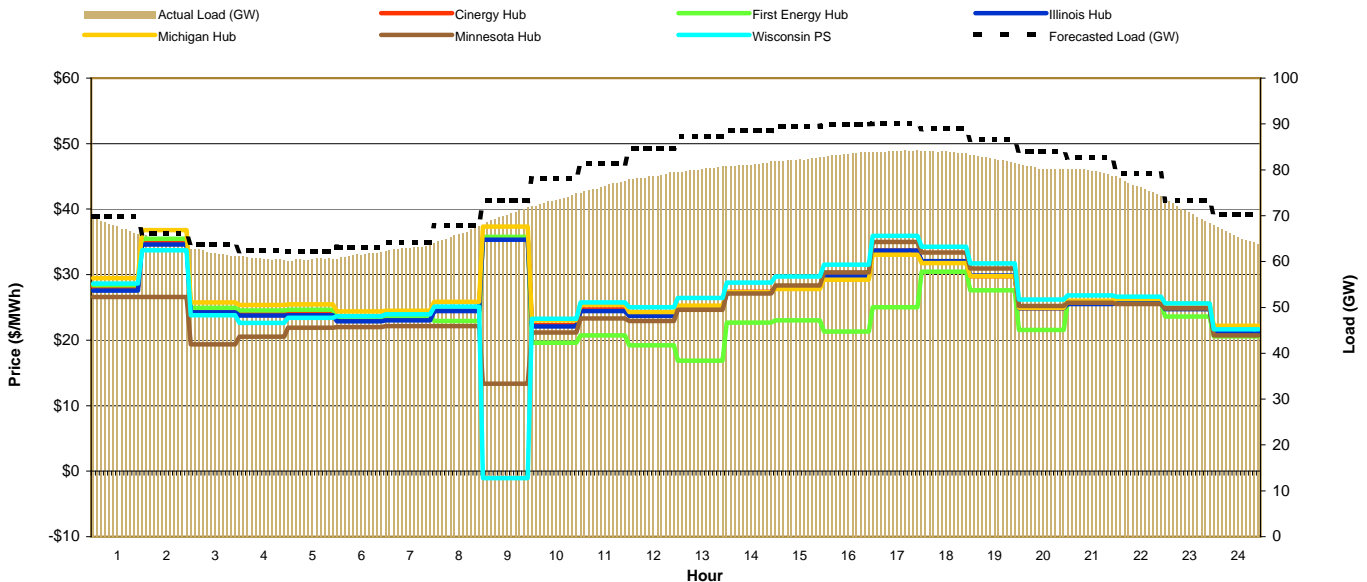
## Day-Ahead Prices and Cleared Load

Hour Ending:																									Avg. Hr \$			
	1	2	3	4	5	6	7	8	9	10	11	12	13	14	15	16	17	18	19	20	21	22	23	24	All	On Pk		
Cinergy Hub	26.57	24.40	23.30	22.20	21.30	22.13	22.77	25.45	30.84	36.78	42.51	48.23	46.49	49.72	49.36	55.34	56.07	50.22	43.87	43.69	41.63	32.40	28.58	26.19	36.25	42.57		
First Energy Hub	26.08	24.70	24.00	22.87	21.91	22.81	23.44	26.38	31.05	36.83	43.12	50.09	48.30	51.66	51.32	57.54	58.29	52.21	44.05	45.40	43.28	31.40	26.99	25.46	37.05	43.62		
Illinois Hub	25.60	23.50	22.31	21.25	20.30	21.23	21.90	24.67	29.97	35.72	41.27	46.80	45.13	48.27	47.93	53.75	54.45	48.77	42.60	42.42	40.43	31.47	27.49	25.17	35.10	41.32		
Michigan Hub	28.31	26.01	24.88	23.72	22.79	23.70	23.31	26.10	31.46	37.53	43.39	49.25	47.45	50.75	50.38	56.49	57.23	51.25	44.57	44.60	42.49	33.06	30.49	27.95	37.38	43.53		
Minnesota Hub	20.48	19.07	18.54	18.19	17.64	18.17	19.07	20.47	28.11	31.11	35.76	40.80	40.88	42.76	44.97	50.42	51.08	45.75	39.97	38.60	37.84	29.53	25.42	23.51	31.59	37.72		
Wisconsin PS	24.26	22.09	20.83	19.90	19.57	20.74	22.11	25.03	31.42	32.88	37.16	42.69	44.35	48.37	50.29	56.39	57.13	51.17	44.67	42.05	42.25	33.00	26.82	25.03	35.01	41.60		
Cleared Load (GW)	66.3	63.0	60.3	59.3	59.5	61.2	63.0	67.6	73.3	78.6	82.2	84.7	86.0	87.3	88.5	89.3	89.1	87.9	84.8	84.7	83.2	78.6	72.0	6.8				



## Preliminary Real-Time Prices with Forecasted and Actual System Load

Hour Ending:																									Avg. Hr \$			
	1	2	3	4	5	6	7	8	9	10	11	12	13	14	15	16	17	18	19	20	21	22	23	24	All	On Pk		
Cinergy Hub	28.12	35.11	24.63	24.22	24.30	23.32	23.45	24.77	35.64	22.29	24.70	23.90	25.15	27.36	28.10	29.76	33.67	31.99	29.76	24.89	25.21	25.66	24.93	21.52	26.79	27.39		
First Energy Hub	28.39	35.47	24.91	24.52	24.64	23.57	23.68	22.91	35.78	19.61	20.72	19.22	16.88	22.68	23.01	21.31	25.01	30.43	27.62	21.55	25.65	25.70	23.63	20.56	24.48	23.86		
Illinois Hub	27.55	34.58	24.22	23.75	23.82	22.88	23.04	24.46	35.35	22.08	24.44	23.71	24.98	27.20	28.00	29.70	33.66	32.08	29.86	24.88	25.49	25.60	24.75	21.22	26.55	27.27		
Michigan Hub	29.46	36.82	25.78	25.35	25.48	24.39	24.50	25.87	37.32	23.04	25.41	24.27	25.26	27.32	27.81	29.21	33.06	31.76	29.76	24.95	26.00	26.28	25.59	22.20	27.37	27.68		
Minnesota Hub	26.58	26.57	19.35	20.54	21.88	21.99	22.15	22.15	13.35	21.18	23.31	22.94	24.62	27.13	28.33	30.33	34.97	33.40	30.93	25.23	25.71	25.51	24.81	20.74	24.74	25.87		
Wisconsin PS	28.64	33.72	23.82	22.65	23.42	23.66	23.95	25.14	-1.05	23.27	25.74	25.05	26.44	28.78	29.72	31.52	35.93	34.28	31.70	26.22	26.81	26.64	25.60	21.66	25.97	26.36		
Forecasted Load (GW)	69.9	66.2	63.7	62.3	62.2	63.2	64.2	67.8	73.2	78.1	81.3	84.7	87.2	88.6	89.5	90.0	90.0	88.9	86.5	84.0	82.8	79.1	73.4	70.2				
Forecast Error %	-3.7%	-3.2%	-3.2%	-3.0%	-3.0%	-2.7%	-1.8%	-2.6%	-4.2%	-6.2%	-6.3%	-7.7%	-8.9%	-9.1%	-8.8%	-7.9%	-7.2%	-6.1%	-5.3%	-4.6%	-4.1%	-4.2%	-4.3%	-7.3%				





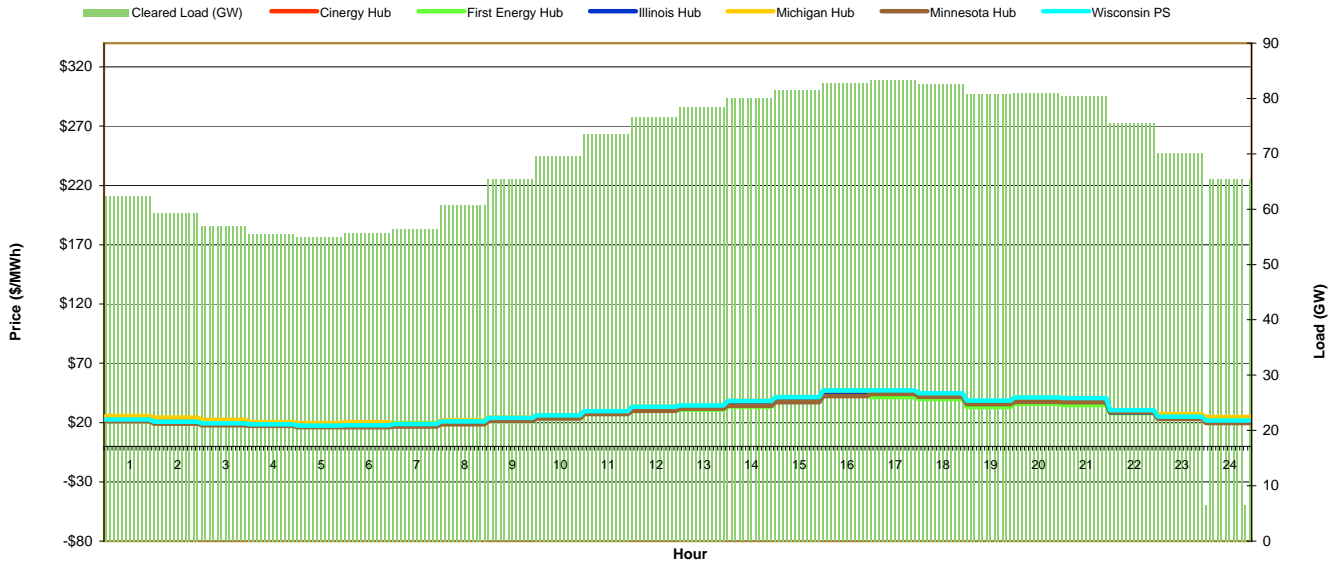
# MISO Daily Report

Sunday August 22, 2010

Price	<=0	>=100	>=200
Forecast Error %	0-4.9%	5-9.9%	>=10%

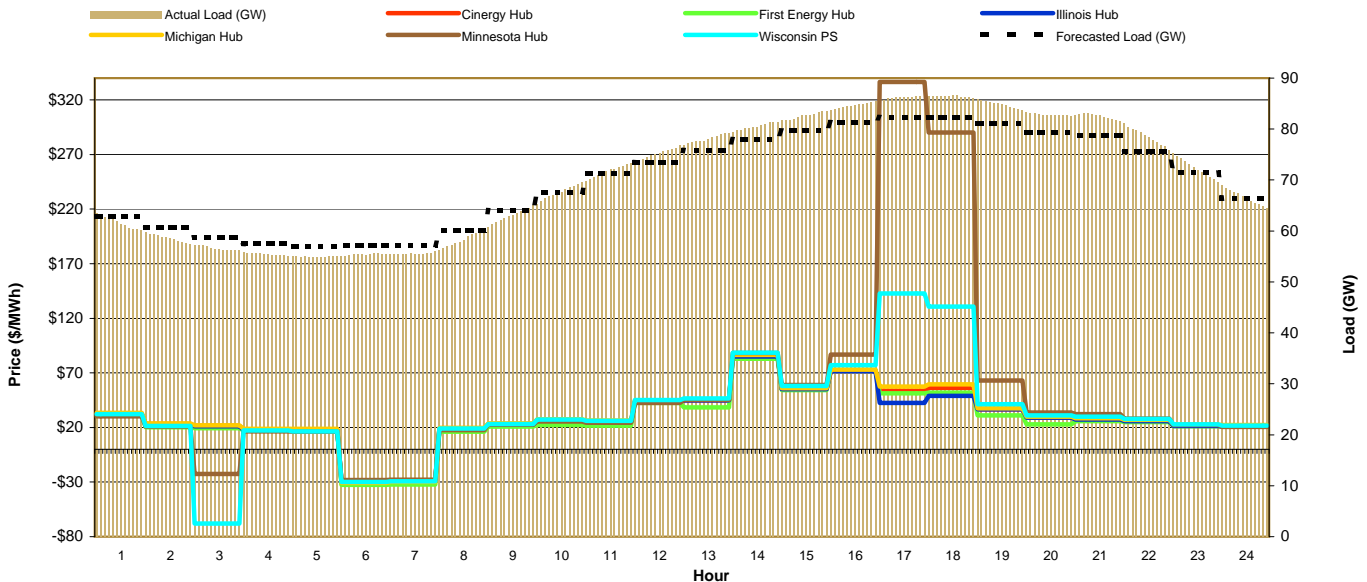
## Day-Ahead Prices and Cleared Load

Hour Ending:																									Avg. Hr \$	
	1	2	3	4	5	6	7	8	9	10	11	12	13	14	15	16	17	18	19	20	21	22	23	24	All	On Pk
Cinergy Hub	23.92	22.70	20.85	19.11	18.41	18.98	18.78	21.33	23.77	25.70	28.48	32.66	33.39	37.62	40.76	46.26	45.73	43.22	37.50	40.45	39.90	29.29	25.36	23.15	29.89	34.46
First Energy Hub	23.18	21.99	20.11	18.31	17.62	19.56	19.52	21.49	23.77	25.14	27.34	30.48	31.06	33.48	38.63	43.03	41.45	39.94	33.23	35.70	34.60	27.98	25.03	23.85	28.19	32.02
Illinois Hub	22.99	21.67	19.93	18.36	17.64	18.09	18.17	20.57	23.02	24.98	27.70	31.76	32.48	36.58	39.64	44.96	44.39	41.96	36.38	39.28	38.74	28.44	24.36	22.09	28.92	33.45
Michigan Hub	25.53	24.25	22.26	20.40	19.65	20.30	19.19	21.81	24.21	26.20	29.06	33.28	34.07	38.35	41.55	47.17	46.71	44.14	38.01	41.28	40.72	29.93	27.09	24.72	30.83	35.22
Minnesota Hub	21.35	19.15	17.83	17.19	16.17	16.03	16.58	18.59	21.36	23.42	27.21	29.75	31.85	34.28	37.13	42.15	44.20	41.75	35.45	37.35	37.06	28.80	23.15	19.72	27.40	32.09
Wisconsin PS	22.65	20.77	19.31	18.52	17.53	17.60	18.79	21.07	24.00	26.18	29.46	33.27	34.53	38.33	41.54	47.13	47.21	44.63	38.39	41.27	40.73	30.49	25.04	21.85	30.01	35.20
Cleared Load (GW)	62.4	59.4	56.9	55.6	55.0	55.6	56.4	60.7	65.4	69.6	73.6	76.6	78.4	80.0	81.5	82.7	83.3	82.7	80.8	81.0	80.5	75.6	70.1	6.5		



## Preliminary Real-Time Prices with Forecasted and Actual System Load

Hour Ending:																									Avg. Hr \$	
	1	2	3	4	5	6	7	8	9	10	11	12	13	14	15	16	17	18	19	20	21	22	23	24	All	On Pk
Cinergy Hub	32.39	23.20	21.41	18.21	18.25	-30.11	-29.51	19.27	23.14	26.89	25.64	43.91	44.94	84.77	55.03	71.90	53.56	56.17	36.61	29.08	27.44	26.07	21.71	21.16	30.05	40.38
First Energy Hub	31.41	20.26	19.42	17.16	17.52	-32.54	-32.24	16.09	20.78	22.40	21.68	42.46	38.45	82.91	54.22	71.82	51.17	51.96	30.96	22.80	25.80	25.07	21.20	21.10	27.58	37.49
Illinois Hub	31.86	22.72	21.11	17.69	17.69	-29.28	-28.66	18.77	22.62	26.41	25.33	43.62	44.84	84.95	55.10	71.44	42.45	49.00	36.77	28.99	27.29	25.95	21.53	20.82	29.13	39.07
Michigan Hub	33.37	23.89	22.09	18.74	18.78	-30.66	-29.99	19.74	23.72	27.58	26.27	44.95	45.74	86.62	56.14	73.08	57.38	59.59	37.50	29.98	28.43	26.98	22.58	22.16	31.03	41.64
Minnesota Hub	30.13	20.68	-22.51	16.35	16.03	-28.24	-27.72	17.63	22.53	25.49	24.46	42.54	45.58	88.28	59.01	86.67	336.53	290.31	63.01	33.59	32.19	28.25	22.15	20.47	51.81	76.14
Wisconsin PS	32.24	21.49	-67.89	17.44	16.47	-29.96	-29.27	19.21	23.21	27.19	26.08	45.12	46.66	88.47	58.19	77.10	142.84	130.85	41.36	31.21	29.84	27.85	22.77	21.69	34.17	52.37
Forecasted Load (GW)	62.9	60.8	58.7	57.5	57.0	57.1	57.2	60.0	64.0	67.7	71.3	73.5	75.9	78.0	79.7	81.2	82.3	82.2	81.0	79.3	78.8	75.5	71.4	66.3		
Forecast Error %	-2.6%	-4.2%	-4.0%	-3.8%	-3.7%	-3.1%	-3.0%	-2.4%	-1.2%	0.3%	0.9%	2.5%	3.0%	3.3%	3.6%	4.1%	4.6%	4.7%	4.2%	4.1%	4.3%	3.2%	0.5%	0.1%		





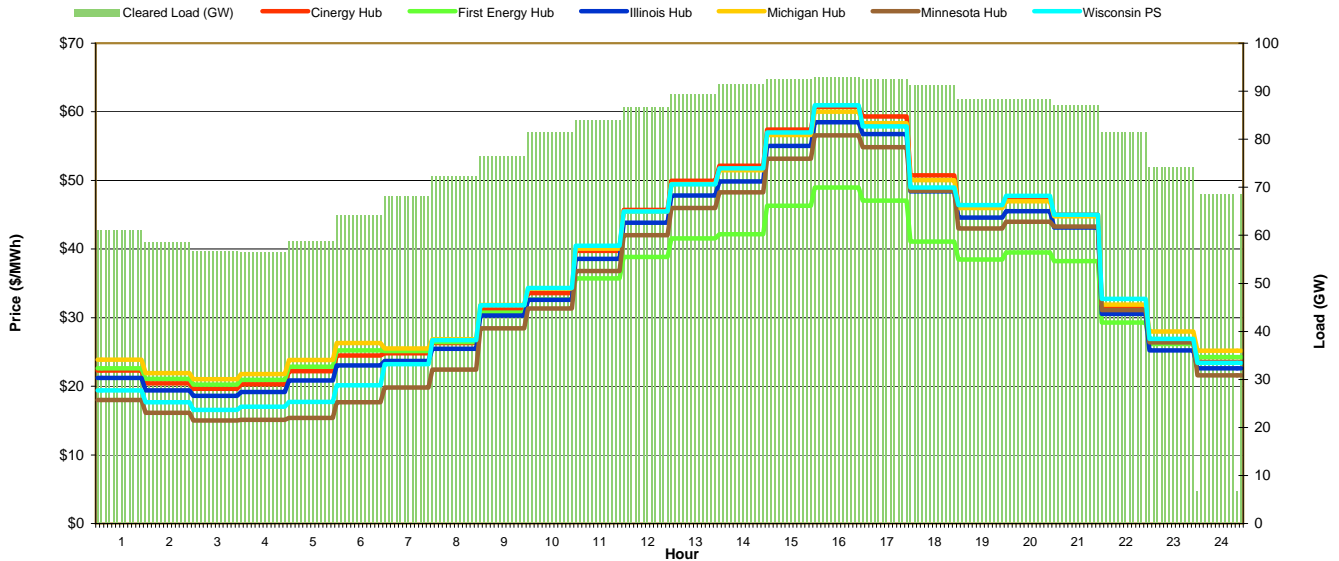
# MISO Daily Report

Monday August 23, 2010

Price	<=0	>=100	>=200
Forecast Error %	0-4.9%	5-9.9%	>=10%

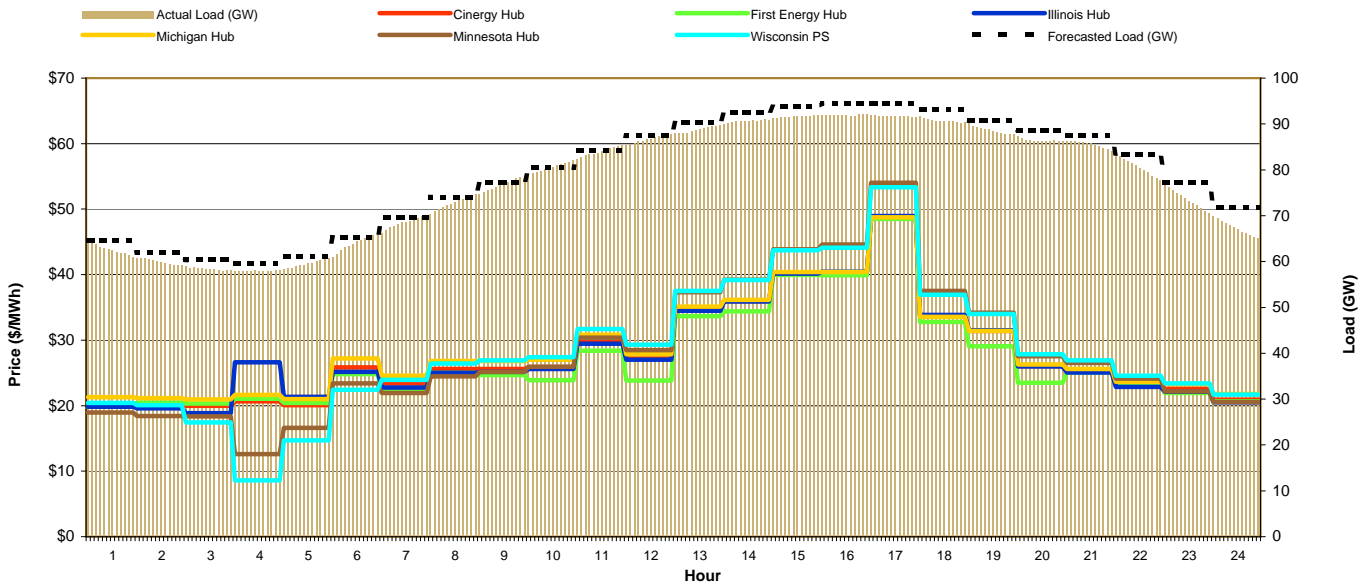
## Day-Ahead Prices and Cleared Load

Hour Ending:																									Avg. Hr \$	
	1	2	3	4	5	6	7	8	9	10	11	12	13	14	15	16	17	18	19	20	21	22	23	24	All	On Pk
Cinergy Hub	22.30	20.44	19.63	20.30	22.18	24.49	24.80	26.31	31.22	33.60	39.75	45.68	49.97	52.16	57.43	60.74	59.32	50.74	46.32	47.15	45.01	31.59	26.29	23.57	36.71	43.96
First Energy Hub	22.60	21.06	20.22	20.92	22.85	25.22	25.13	26.46	30.74	32.63	35.74	38.83	41.56	42.14	46.31	48.95	47.07	41.07	38.49	39.48	38.25	29.29	26.18	24.26	32.73	37.70
Illinois Hub	21.24	19.41	18.60	19.17	20.83	23.06	23.69	25.48	30.32	32.62	38.57	43.85	47.80	49.87	55.03	58.48	56.74	48.41	44.57	45.50	43.15	30.53	25.25	22.64	35.20	42.26
Michigan Hub	23.87	21.90	21.05	21.79	23.85	26.31	25.50	26.88	31.86	34.25	40.06	45.47	49.48	51.50	56.63	60.04	58.33	50.06	45.99	46.95	44.79	31.90	28.00	25.18	37.15	43.89
Minnesota Hub	18.01	16.12	15.00	15.11	15.39	17.66	19.83	22.44	28.45	31.33	36.78	42.01	46.00	48.29	53.17	56.59	54.86	48.50	42.98	44.00	43.26	31.12	26.40	21.59	33.12	41.01
Wisconsin PS	19.42	17.69	16.57	17.04	17.70	20.14	23.23	26.72	31.79	34.31	40.49	45.46	49.45	51.75	57.01	60.96	57.86	48.96	46.39	47.77	45.00	32.75	26.91	23.42	35.78	43.97
Cleared Load (GW)	61.0	58.5	56.8	56.7	58.9	64.2	68.3	72.3	76.6	81.6	84.1	86.8	89.4	91.5	92.5	92.9	92.5	91.3	88.3	88.3	87.1	81.5	74.1	6.9		



## Preliminary Real-Time Prices with Forecasted and Actual System Load

Hour Ending:																									Avg. Hr \$	
	1	2	3	4	5	6	7	8	9	10	11	12	13	14	15	16	17	18	19	20	21	22	23	24	All	On Pk
Cinergy Hub	20.30	20.10	19.97	20.68	20.07	25.86	23.40	25.62	25.59	25.90	29.68	27.19	34.68	35.96	40.19	40.36	48.74	33.61	31.41	26.06	25.14	23.07	22.55	20.93	27.79	30.98
First Energy Hub	19.84	20.46	20.33	21.07	20.44	24.80	22.28	24.99	24.66	23.88	28.37	23.84	33.66	34.37	39.97	39.89	48.50	32.76	29.07	23.50	25.07	23.17	21.92	20.67	26.98	29.85
Illinois Hub	19.83	19.61	18.85	26.62	21.35	25.15	22.77	25.00	25.14	25.60	29.45	27.03	34.49	35.90	40.17	40.46	48.96	33.84	31.53	26.00	25.04	22.86	22.15	20.54	27.85	30.85
Michigan Hub	21.31	21.14	20.95	21.65	21.01	27.19	24.59	26.84	26.81	26.99	30.81	27.82	35.14	36.16	40.38	40.39	48.74	33.57	31.39	26.29	25.58	23.63	23.31	21.78	28.48	31.49
Minnesota Hub	18.95	18.43	18.38	12.59	16.60	23.40	21.92	24.47	25.17	25.96	30.39	28.47	37.31	39.24	43.87	44.59	54.04	37.52	34.21	27.56	26.52	24.12	22.18	20.58	28.19	32.85
Wisconsin PS	20.43	20.06	17.46	8.59	14.72	22.44	23.92	26.45	26.91	27.43	31.71	29.29	37.51	39.18	43.73	44.12	53.37	36.92	34.02	27.85	26.93	24.57	23.41	21.69	28.44	33.33
Forecasted Load (GW)	64.7	61.9	60.3	59.7	61.2	65.2	69.6	74.1	77.2	80.4	84.3	87.4	90.2	92.4	93.7	94.5	94.4	93.1	90.7	88.5	87.4	83.3	77.2	71.9		
Forecast Error %	-3.8%	-3.5%	-3.5%	-2.9%	-2.5%	-1.4%	-1.3%	-1.4%	-0.2%	0.4%	-0.1%	-0.6%	-1.4%	-1.8%	-2.3%	-2.9%	-3.0%	-2.7%	-2.6%	-2.5%	-2.5%	-4.0%	-5.7%	-7.2%		





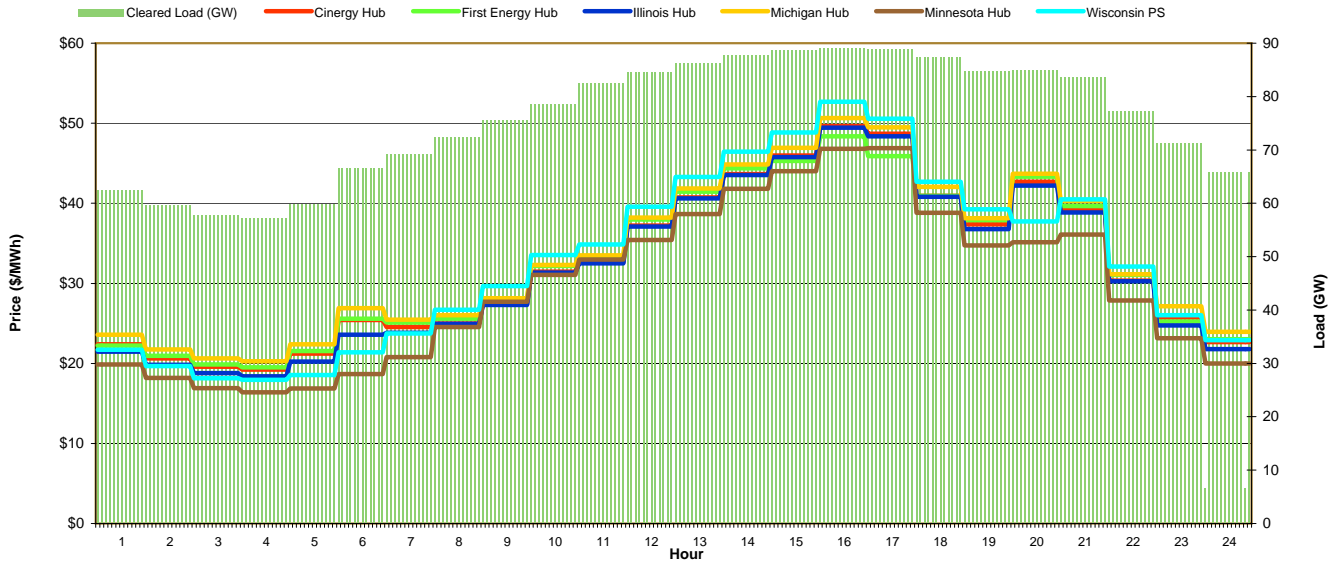
# MISO Daily Report

Tuesday August 24, 2010

Price	<=0	>=100	>=200
Forecast Error %	0-4.9%	5-9.9%	>=10%

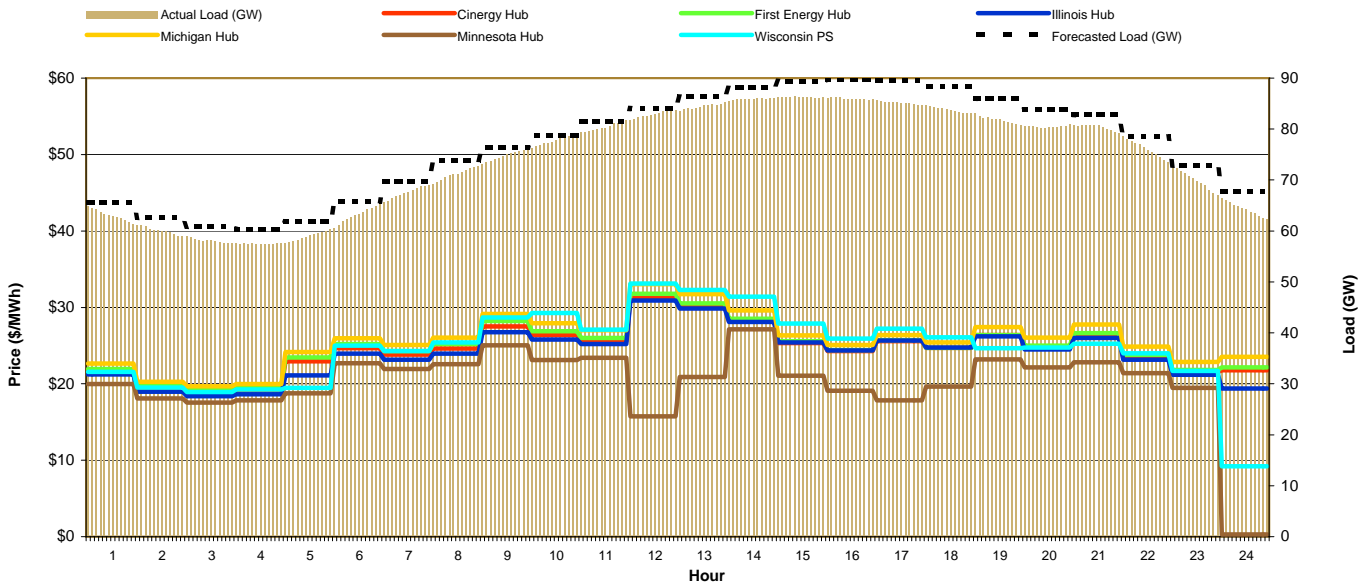
## Day-Ahead Prices and Cleared Load

Hour Ending:																									Avg. Hr \$	
	1	2	3	4	5	6	7	8	9	10	11	12	13	14	15	16	17	18	19	20	21	22	23	24	All	On Pk
Cinergy Hub	22.40	20.64	19.58	19.24	21.22	25.44	24.53	24.99	27.38	31.46	32.61	37.21	40.74	43.67	45.97	49.66	48.67	40.94	37.39	42.69	39.27	30.34	25.75	22.68	32.27	37.42
First Energy Hub	22.23	20.94	19.86	19.52	21.53	25.59	25.10	25.58	28.03	32.19	33.38	37.97	41.47	44.39	45.30	48.38	45.87	40.94	37.88	43.34	39.64	31.04	25.21	23.02	32.43	37.54
Illinois Hub	21.46	19.82	18.79	18.39	20.22	23.58	23.82	24.93	27.30	31.35	32.49	37.08	40.60	43.52	45.78	49.46	48.37	40.80	36.77	42.20	38.87	30.24	24.76	21.80	31.77	37.16
Michigan Hub	23.59	21.73	20.62	20.28	22.39	26.92	25.47	26.04	28.15	32.30	33.49	38.20	41.84	44.84	46.94	50.66	49.47	42.04	38.15	43.69	40.28	31.15	27.16	23.93	33.31	38.40
Minnesota Hub	19.86	18.18	16.92	16.38	16.88	18.68	20.80	24.56	27.71	31.04	32.98	35.43	38.64	41.83	44.00	46.80	46.90	38.82	34.75	35.14	36.08	27.85	23.16	20.00	29.72	35.36
Wisconsin PS	21.72	19.67	18.14	17.95	18.55	21.38	23.76	26.70	29.65	33.53	34.86	39.56	43.30	46.44	48.86	52.69	50.55	42.68	39.25	37.73	40.48	32.09	26.03	22.89	32.85	39.02
Cleared Load (GW)	62.4	59.6	57.9	57.3	59.9	66.7	69.3	72.4	75.6	78.7	82.5	84.5	86.2	87.8	88.7	89.1	88.9	87.4	84.9	85.0	83.7	77.3	71.2	6.6		



## Preliminary Real-Time Prices with Forecasted and Actual System Load

Hour Ending:																									Avg. Hr \$	
	1	2	3	4	5	6	7	8	9	10	11	12	13	14	15	16	17	18	19	20	21	22	23	24	All	On Pk
Cinergy Hub	21.69	19.48	18.93	19.19	22.95	24.68	23.81	24.63	27.51	26.37	25.56	31.32	30.13	28.16	25.33	24.27	25.60	24.69	26.36	24.80	26.31	23.45	21.52	21.79	24.52	26.00
First Energy Hub	21.95	19.78	19.24	19.52	23.43	25.19	24.27	25.21	28.23	26.88	26.00	31.76	30.53	28.50	25.57	24.39	25.70	24.71	26.38	24.99	26.64	23.77	21.82	22.17	24.86	26.32
Illinois Hub	21.22	18.98	18.40	18.64	21.09	23.95	23.15	23.97	26.74	25.78	25.20	30.92	29.87	28.09	25.40	24.35	25.68	24.76	26.22	24.50	26.00	23.17	21.18	19.37	24.03	25.74
Michigan Hub	22.64	20.28	19.69	19.98	24.16	25.97	25.09	26.06	29.14	27.91	26.99	33.04	31.75	29.59	26.32	25.06	26.37	25.43	27.42	26.03	27.76	24.88	22.65	23.54	25.75	27.29
Minnesota Hub	19.97	18.08	17.53	17.85	18.77	22.70	21.96	22.56	25.04	23.10	23.41	15.75	20.90	27.15	21.07	19.11	17.85	19.62	23.19	22.13	22.83	21.41	19.46	0.28	20.07	21.54
Wisconsin PS	21.58	19.53	18.94	19.27	19.46	25.01	24.31	25.41	28.67	29.29	27.08	33.13	32.29	31.41	27.87	25.94	27.20	26.09	24.67	24.77	25.27	23.99	21.69	9.20	24.67	27.17
Forecasted Load (GW)	65.6	62.6	60.8	60.3	61.8	65.8	69.8	73.9	76.4	78.8	81.6	84.1	86.4	88.3	89.4	89.7	89.5	88.4	85.9	83.9	82.8	78.5	72.8	67.8		
Forecast Error %	-4.4%	-4.5%	-4.8%	-4.9%	-4.4%	-3.6%	-2.9%	-3.5%	-1.8%	-1.0%	-1.2%	-1.3%	-2.1%	-2.7%	-3.6%	-4.4%	-5.2%	-5.7%	-5.3%	-4.3%	-3.2%	-3.8%	-4.9%	-5.8%		





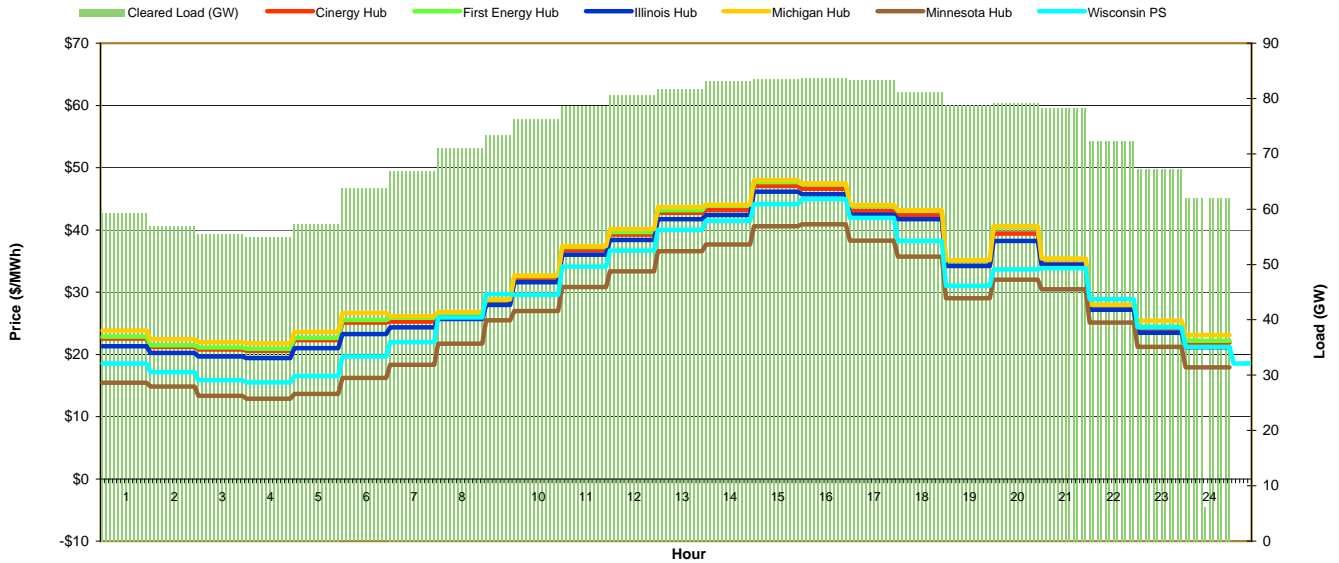
# MISO Daily Report

Wednesday August 25, 2010

Price	<=0	>=100	>=200
Forecast Error %	0-4.9%	5-9.9%	>=10%

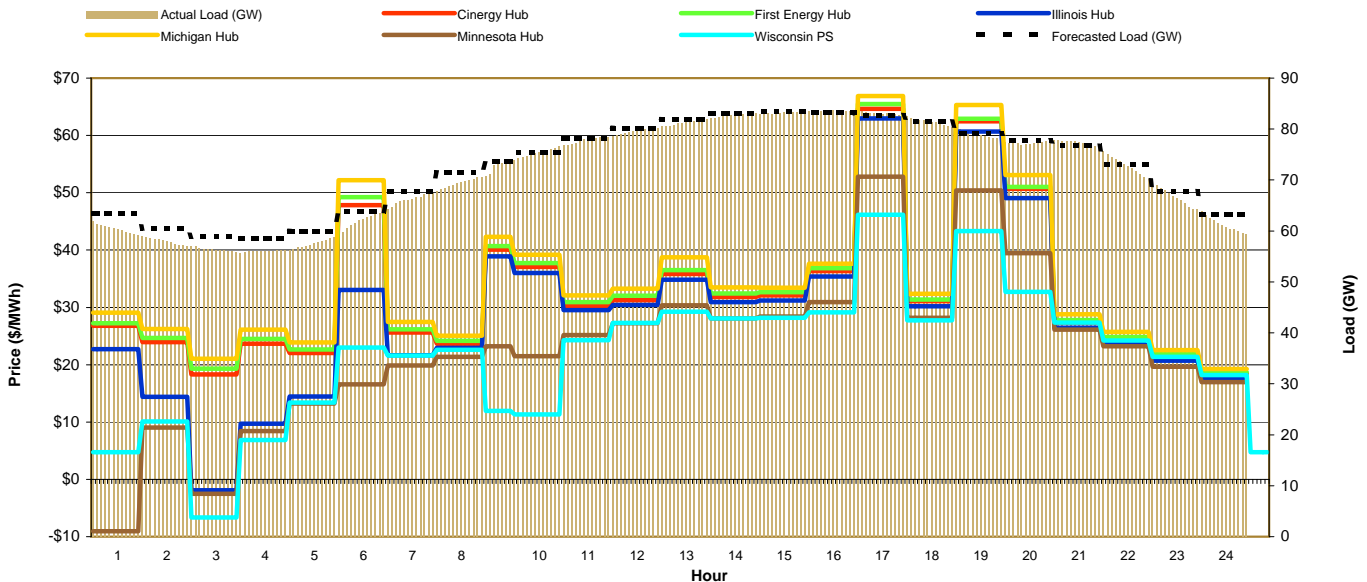
## Day-Ahead Prices and Cleared Load

Hour Ending:																									Avg. Hr \$	
	1	2	3	4	5	6	7	8	9	10	11	12	13	14	15	16	17	18	19	20	21	22	23	24	All	On Pk
Cinergy Hub	22.52	21.22	20.79	20.58	22.30	25.10	25.28	26.05	28.12	31.99	36.74	39.25	42.73	43.23	47.05	46.60	43.07	42.39	34.21	39.43	34.50	27.28	24.11	21.88	31.93	36.67
First Energy Hub	22.85	21.46	21.09	20.88	22.63	25.55	25.88	26.65	28.71	32.55	37.25	39.65	43.17	43.88	47.69	47.32	43.82	43.05	35.05	40.42	35.27	27.91	24.47	22.21	32.48	37.30
Illinois Hub	21.32	20.24	19.66	19.42	21.00	23.26	24.33	25.67	27.92	31.58	36.02	38.38	41.71	42.40	46.13	45.73	42.42	41.73	34.22	38.21	34.37	27.19	23.47	21.15	31.15	36.07
Michigan Hub	23.82	22.42	21.99	21.79	23.61	26.66	26.13	26.82	28.81	32.67	37.38	40.11	43.66	44.03	47.97	47.48	43.96	43.18	35.16	40.57	35.38	28.00	25.42	23.10	32.92	37.54
Minnesota Hub	15.44	14.84	13.33	12.87	13.63	16.23	18.32	21.72	25.50	26.95	30.82	33.33	36.58	37.66	40.60	40.89	38.30	35.70	29.01	32.03	30.48	25.11	21.20	17.94	26.19	31.62
Wisconsin PS	18.54	17.14	15.87	15.52	16.54	19.66	21.97	25.94	29.68	29.57	34.10	36.69	40.03	41.44	44.16	44.96	41.91	38.23	31.01	33.67	33.87	28.88	24.34	21.20	29.37	34.90
Cleared Load (GW)	59.3	57.0	55.5	55.0	57.3	63.7	66.9	71.0	73.3	76.4	78.7	80.6	81.8	83.1	83.5	83.7	83.4	81.1	78.8	79.1	78.3	72.3	67.3	62.2		



## Preliminary Real-Time Prices with Forecasted and Actual System Load

Hour Ending:																									Avg. Hr \$	
	1	2	3	4	5	6	7	8	9	10	11	12	13	14	15	16	17	18	19	20	21	22	23	24	All	On Pk
Cinergy Hub	26.79	23.96	18.32	23.68	22.02	47.85	25.60	23.65	40.07	37.08	30.26	31.28	35.85	31.83	32.09	36.33	64.65	31.10	62.47	50.71	27.34	24.46	21.46	18.42	32.80	36.29
First Energy Hub	27.26	24.65	19.29	24.51	22.67	49.21	26.18	24.16	40.71	37.71	30.93	32.04	36.53	32.43	32.64	36.85	65.50	31.35	62.90	51.04	27.81	24.85	21.84	18.69	33.41	36.83
Illinois Hub	22.72	14.38	-1.92	9.71	14.48	33.07	21.64	22.92	38.88	36.02	29.51	30.42	34.84	30.93	31.21	35.36	62.98	30.20	60.65	49.08	26.48	23.70	20.70	17.58	28.98	35.24
Michigan Hub	29.10	26.23	21.03	26.13	23.87	52.17	27.47	25.08	42.30	39.17	32.11	33.27	38.71	33.48	33.45	37.62	66.67	32.35	65.29	53.08	28.81	25.75	22.56	19.23	34.80	38.12
Minnesota Hub	-9.07	9.01	-2.51	8.45	13.21	16.56	19.85	21.40	23.20	21.50	25.19	27.23	30.35	28.10	28.40	30.92	52.81	28.17	50.41	39.49	26.13	23.20	19.66	16.98	22.86	29.76
Wisconsin PS	4.75	10.12	-6.63	6.86	13.41	22.99	21.60	22.63	11.96	11.32	24.29	27.32	29.27	28.10	28.16	29.13	46.15	27.73	43.32	32.74	27.36	24.20	21.39	18.17	21.93	27.19
Forecasted Load (GW)	63.4	60.5	58.9	58.5	59.9	63.9	67.7	71.5	73.6	75.4	78.1	80.2	81.9	83.0	83.4	83.2	82.7	81.5	79.1	77.7	76.7	73.0	67.8	63.2		
Forecast Error %	-40.6%	-4.7%	-4.7%	-4.4%	-3.9%	-2.6%	-2.0%	-2.8%	-0.7%	0.1%	-0.3%	-0.7%	-0.7%	-0.4%	-0.2%	0.3%	0.3%	-0.4%	-0.4%	-0.5%	0.5%	-1.0%	-2.4%	-13.2%		







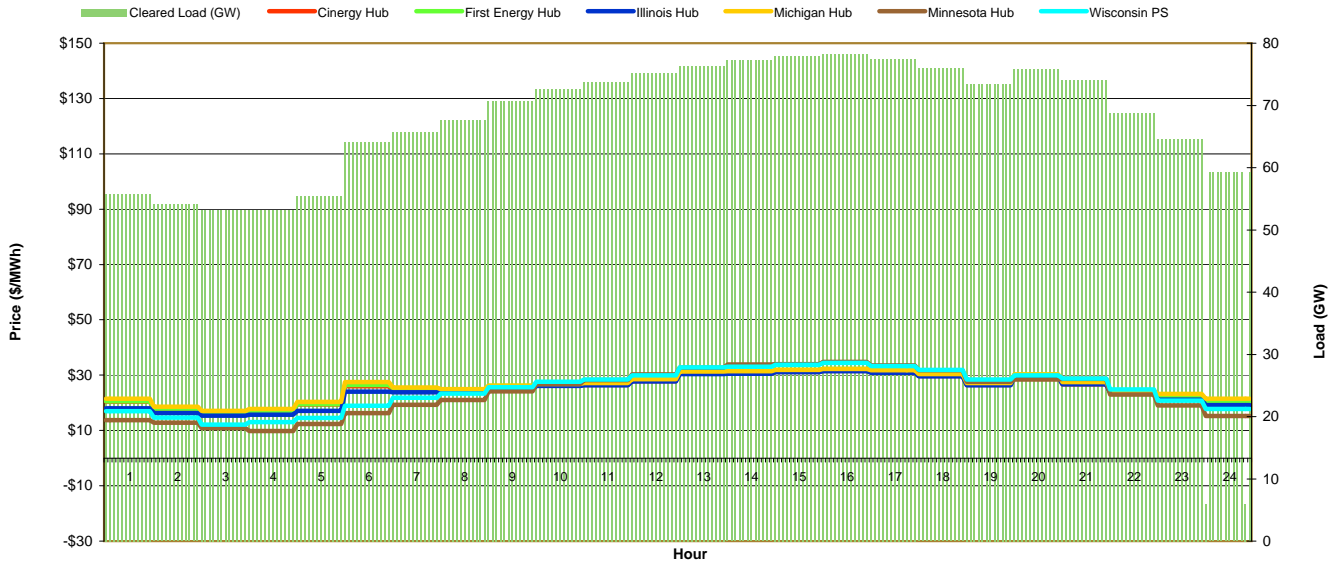
# MISO Daily Report

Thursday August 26, 2010

Price	<=0	>=100	>=200
Forecast Error %	0-4.9%	5-9.9%	>=10%

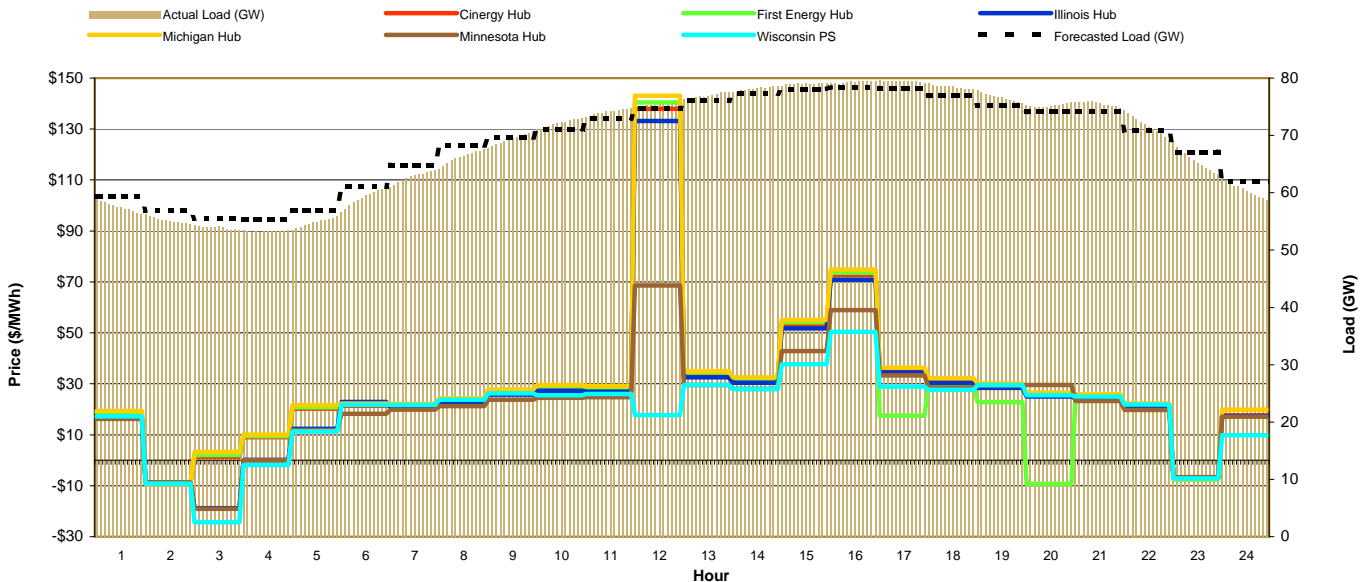
## Day-Ahead Prices and Cleared Load

Hour Ending:																									Avg. Hr \$	
	1	2	3	4	5	6	7	8	9	10	11	12	13	14	15	16	17	18	19	20	21	22	23	24	All	On Pk
Cinergy Hub	20.39	17.69	16.22	16.84	19.37	26.00	24.69	24.25	25.48	26.17	26.42	27.81	30.52	30.61	31.14	31.50	31.00	29.64	26.47	29.50	26.72	23.68	21.96	20.23	25.18	27.68
First Energy Hub	20.56	17.87	16.45	17.05	19.52	26.42	25.27	24.80	26.11	26.77	27.03	28.45	31.23	31.32	31.86	32.24	31.69	30.33	27.08	30.17	27.35	24.23	22.29	20.54	25.69	28.31
Illinois Hub	18.00	16.25	15.39	15.68	17.12	24.04	23.80	23.69	24.84	26.08	26.33	27.72	30.42	30.50	31.04	31.40	30.85	29.55	26.38	29.39	26.64	23.52	21.14	19.19	24.54	27.47
Michigan Hub	21.43	18.59	17.11	17.75	20.34	27.54	25.51	25.00	26.24	26.82	27.12	28.55	31.33	31.42	31.92	32.22	31.80	30.43	27.17	30.27	27.44	24.33	23.27	21.48	26.05	28.46
Minnesota Hub	13.68	12.83	10.80	9.81	12.29	16.25	19.25	20.96	24.13	26.82	28.23	30.31	32.75	33.91	33.95	34.76	33.53	31.74	27.61	28.41	28.63	23.00	19.00	15.20	23.66	28.61
Wisconsin PS	16.93	14.64	12.16	13.06	14.59	18.94	21.81	23.37	25.68	27.57	28.39	29.96	32.82	33.06	33.73	34.46	33.28	31.87	28.38	29.88	28.74	24.89	20.79	17.81	24.86	29.18
Cleared Load (GW)	55.8	54.1	53.2	53.2	55.4	64.1	65.7	67.7	70.7	72.7	73.8	75.3	76.4	77.2	78.0	78.2	77.4	75.9	73.4	75.9	74.1	68.8	64.6	5.9		



## Preliminary Real-Time Prices with Forecasted and Actual System Load

Hour Ending:																									Avg. Hr \$	
	1	2	3	4	5	6	7	8	9	10	11	12	13	14	15	16	17	18	19	20	21	22	23	24	All	On Pk
Cinergy Hub	18.50	-8.99	1.36	9.05	20.23	21.37	21.32	23.37	26.66	28.27	27.86	137.89	33.68	31.44	53.31	72.80	35.28	31.23	29.19	25.70	24.91	21.34	-6.91	17.60	29.02	37.25
First Energy Hub	18.75	-9.08	2.07	9.47	20.79	21.73	21.67	23.81	27.26	28.92	28.58	140.45	34.38	32.00	54.16	73.65	17.42	29.72	22.74	-9.26	25.36	21.71	-7.52	17.11	26.91	33.96
Illinois Hub	16.75	-8.71	-18.87	0.14	12.37	22.88	20.69	22.59	25.74	27.29	26.94	133.21	32.54	30.45	51.75	70.82	34.38	30.44	28.39	24.96	24.22	20.71	-6.70	17.34	26.68	36.11
Michigan Hub	19.34	-9.30	3.32	10.11	21.64	22.28	22.10	24.32	27.83	29.54	29.13	143.14	34.97	32.56	55.07	74.93	36.26	32.19	30.17	26.57	25.95	22.24	-7.17	19.82	30.29	38.61
Minnesota Hub	16.19	-8.60	-19.02	-0.01	11.83	18.26	19.86	21.26	23.72	24.53	24.80	68.58	29.48	28.09	42.80	58.98	33.27	28.59	29.28	29.58	23.30	19.80	-6.63	17.10	22.29	29.96
Wisconsin PS	17.21	-9.16	-24.41	-1.84	11.33	21.80	21.80	23.76	26.27	25.53	26.09	17.71	29.48	27.88	37.67	50.41	28.94	27.72	29.53	25.55	24.97	21.89	-7.11	9.76	19.28	26.02
Forecasted Load (GW)	59.4	56.9	55.6	55.3	56.9	61.0	64.8	68.2	69.7	71.0	73.0	74.7	76.1	77.3	78.1	78.4	78.2	76.9	75.2	74.1	74.2	70.9	67.1	62.1		
Forecast Error %	-3.7%	-3.5%	-3.3%	-3.9%	-3.5%	-2.8%	-3.0%	-2.6%	-0.2%	1.7%	1.5%	1.1%	1.2%	1.1%	1.2%	1.1%	1.4%	1.8%	1.6%	1.4%	1.6%	0.4%	-3.1%	-2.9%		





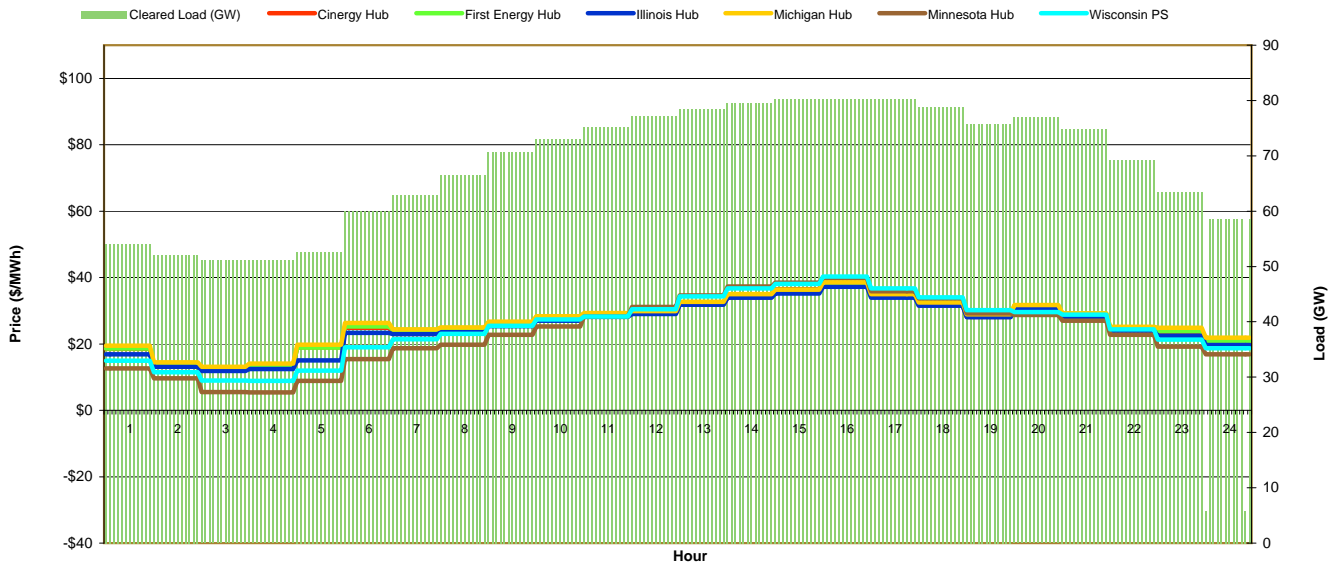
# MISO Daily Report

Friday August 27, 2010

Price	<=0	>=100	>=200
Forecast Error %	0-4.9%	5-9.9%	>=10%

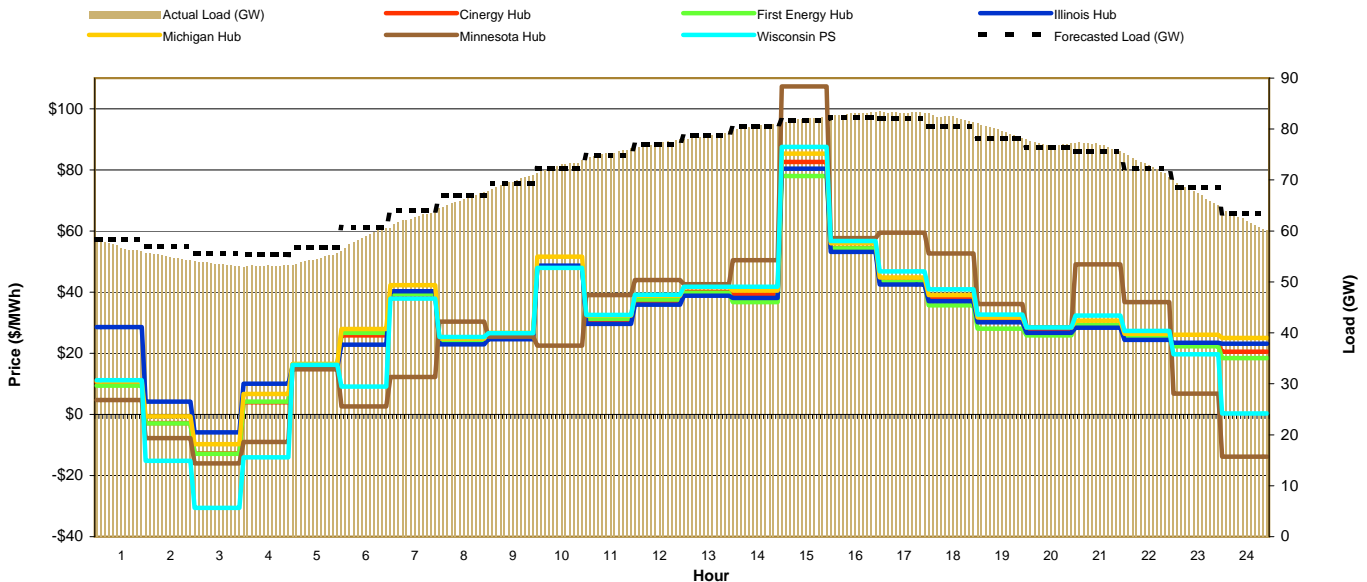
## Day-Ahead Prices and Cleared Load

Hour Ending:																									Avg. Hr \$	
	1	2	3	4	5	6	7	8	9	10	11	12	13	14	15	16	17	18	19	20	21	22	23	24	All	On Pk
Cinergy Hub	18.47	13.69	12.61	13.50	18.97	24.88	23.64	24.24	25.92	27.52	28.49	29.19	31.88	34.05	36.40	40.05	36.00	31.63	28.14	30.88	28.43	24.40	23.44	20.64	26.13	30.04
First Energy Hub	18.66	13.89	12.74	13.65	18.90	25.24	24.17	24.78	26.50	28.15	29.14	29.85	32.62	34.84	36.22	38.42	34.93	32.37	28.79	31.57	29.08	24.96	23.79	20.95	26.43	30.38
Illinois Hub	16.92	13.07	11.88	12.49	15.00	23.38	22.95	23.56	25.36	26.98	28.13	29.04	31.78	33.94	35.22	37.26	33.91	31.53	28.05	30.49	28.00	23.98	22.42	19.71	25.21	29.35
Michigan Hub	19.45	14.48	13.10	14.06	19.76	26.32	24.36	25.02	26.71	28.36	29.28	29.93	32.73	34.97	36.35	38.57	35.02	32.48	28.89	31.74	29.26	25.14	24.84	21.92	26.78	30.58
Minnesota Hub	12.64	9.65	5.47	5.43	8.86	15.42	18.73	19.73	22.78	25.31	28.27	31.14	34.66	37.30	38.49	39.94	35.90	33.75	29.22	28.74	27.03	22.75	19.17	16.84	23.63	29.64
Wisconsin PS	14.99	11.51	8.96	8.92	11.95	18.96	21.42	23.00	25.44	27.35	28.28	30.45	34.34	36.71	38.13	40.34	36.76	33.99	30.15	29.65	28.85	24.43	21.35	18.68	25.19	30.57
Cleared Load (GW)	54.0	52.1	51.1	51.1	52.7	60.1	63.0	66.5	70.6	73.1	75.2	77.1	78.5	79.6	80.2	80.3	80.2	78.8	75.7	76.9	74.9	69.3	63.5	5.9		



## Preliminary Real-Time Prices with Forecasted and Actual System Load

Hour Ending:																									Avg. Hr \$	
	1	2	3	4	5	6	7	8	9	10	11	12	13	14	15	16	17	18	19	20	21	22	23	24	All	On Pk
Cinergy Hub	10.46	-2.86	-12.75	3.96	16.02	25.88	39.22	23.69	25.44	48.41	30.69	37.05	40.06	39.20	82.60	54.43	43.41	37.82	30.78	27.38	29.15	25.08	22.75	20.52	29.10	37.37
First Energy Hub	9.42	-2.91	-12.94	4.15	16.27	26.69	39.41	23.54	25.96	48.41	31.31	37.61	39.78	36.77	78.02	54.35	43.27	35.65	28.03	25.79	29.23	25.21	22.33	18.40	28.49	36.58
Illinois Hub	28.53	4.13	-5.87	10.06	15.46	22.84	40.31	22.89	24.58	48.65	29.64	35.87	38.77	38.06	80.40	53.14	42.52	37.05	30.15	26.70	28.39	24.39	23.41	23.12	30.13	36.54
Michigan Hub	10.76	-0.69	-9.79	6.73	16.50	27.93	42.31	24.75	26.71	51.58	32.29	38.77	41.65	40.47	85.31	55.96	44.75	39.03	31.69	28.39	30.66	26.32	26.09	25.01	30.97	39.03
Minnesota Hub	4.69	-7.78	-16.07	-9.04	14.72	2.60	12.27	30.36	25.43	22.52	39.07	43.95	42.57	50.43	107.29	57.63	59.40	52.69	36.08	28.51	49.05	36.68	6.78	-13.84	29.17	43.03
Wisconsin PS	11.21	-15.18	-30.57	-14.05	16.21	9.09	37.93	25.31	26.62	47.93	32.56	39.13	41.73	41.72	87.54	56.71	46.75	40.96	32.62	28.43	32.31	27.30	19.64	0.33	26.76	39.20
Forecasted Load (GW)	58.3	56.9	55.6	55.3	56.8	60.7	63.9	67.0	69.3	72.3	74.8	77.0	78.8	80.5	81.6	82.3	82.1	80.5	78.1	76.3	75.6	72.3	68.5	63.4		
Forecast Error %	-2.8%	-4.0%	-4.0%	-4.2%	-4.0%	-3.0%	-1.9%	-1.2%	0.6%	0.8%	0.6%	0.3%	0.0%	0.2%	0.4%	0.8%	1.3%	1.8%	1.6%	0.9%	1.2%	0.3%	-2.2%	-2.5%		





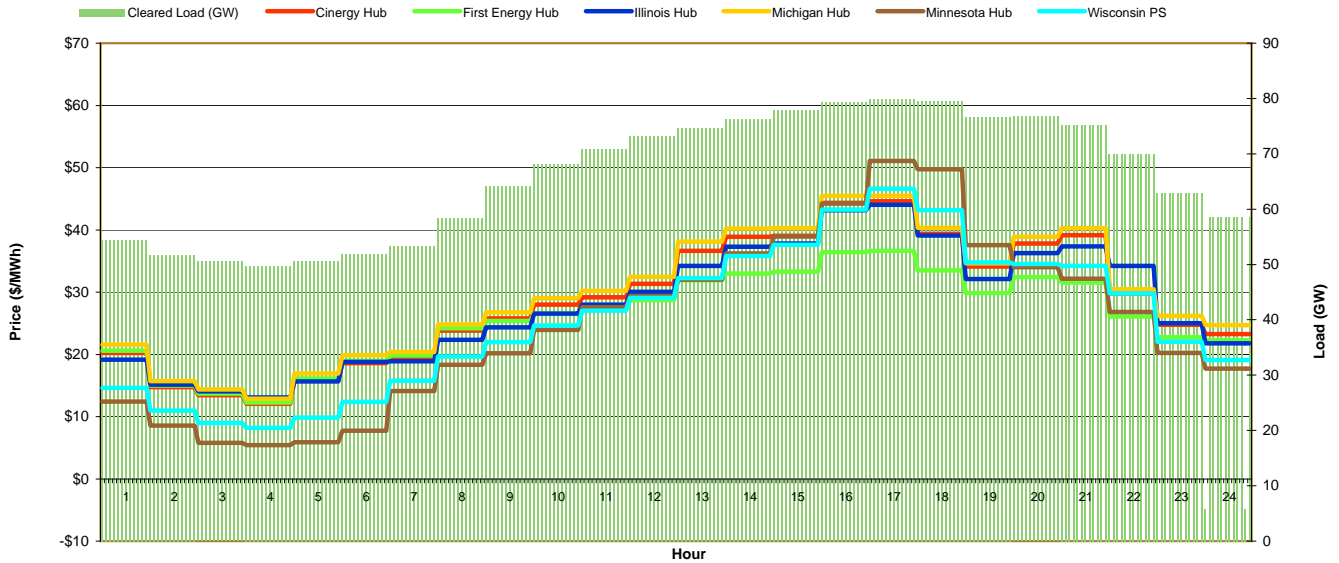
# MISO Daily Report

Saturday August 28, 2010

Price	<=0	>=100	>=200
Forecast Error %	0-4.9%	5-9.9%	>=10%

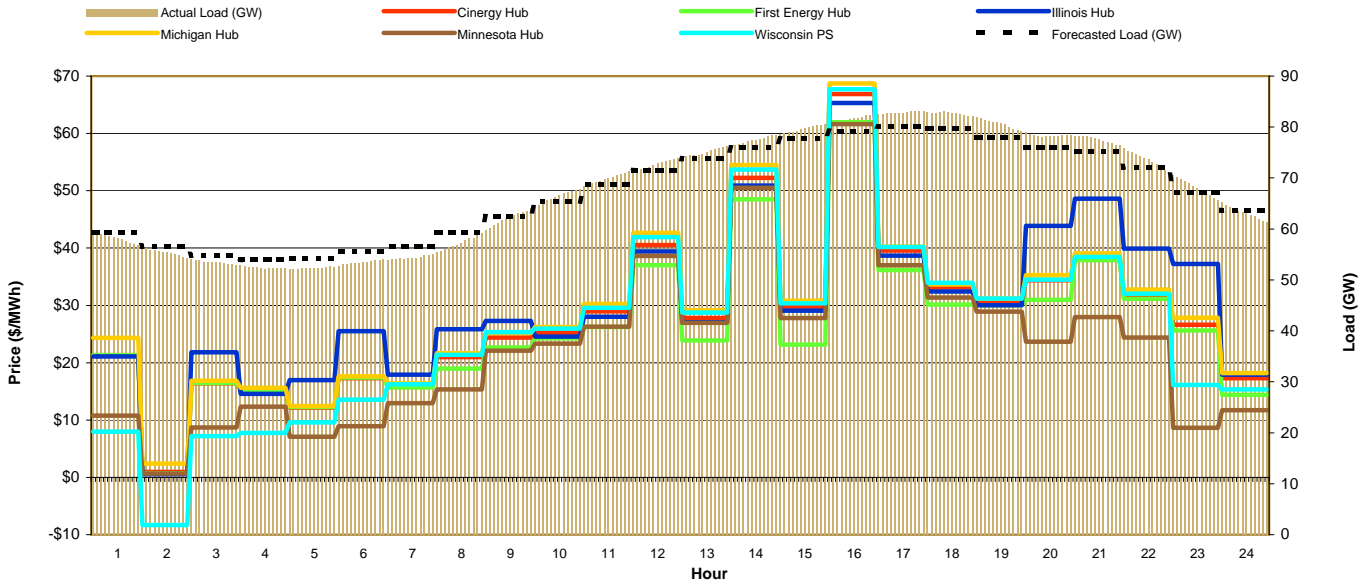
## Day-Ahead Prices and Cleared Load

Hour Ending:																									Avg. Hr \$	
	1	2	3	4	5	6	7	8	9	10	11	12	13	14	15	16	17	18	19	20	21	22	23	24	All	On Pk
Cinergy Hub	20.24	14.74	13.44	12.05	15.83	18.59	19.53	23.83	25.77	27.98	29.18	31.34	36.65	38.92	39.07	44.37	44.59	39.34	34.11	37.80	39.17	29.79	24.74	23.27	28.51	34.17
First Energy Hub	20.61	15.01	13.68	12.26	16.11	18.93	19.84	24.21	25.36	26.58	27.37	28.71	31.91	32.99	33.28	36.41	36.61	33.51	29.83	32.40	31.56	26.10	22.77	22.29	25.76	29.98
Illinois Hub	19.16	15.15	14.08	13.07	15.67	18.80	18.92	22.35	24.33	26.57	27.97	30.06	34.24	37.29	37.81	43.18	44.03	39.10	32.13	36.29	37.36	34.20	25.02	21.76	27.86	33.25
Michigan Hub	21.58	15.70	14.36	12.87	16.92	19.86	20.36	24.82	26.78	29.04	30.22	32.45	38.10	40.23	40.26	45.48	45.47	40.31	34.65	38.90	40.27	30.48	26.17	24.70	29.58	35.23
Minnesota Hub	12.40	8.54	5.77	5.40	5.89	7.72	14.10	18.33	20.16	23.94	27.60	29.36	31.99	36.22	38.96	44.25	51.07	49.73	37.57	33.99	32.15	26.79	20.24	17.71	25.00	32.65
Wisconsin PS	14.65	10.99	8.96	8.22	9.85	12.37	15.74	19.69	21.98	24.66	27.04	29.09	32.25	35.79	37.62	43.28	46.62	43.15	34.77	34.51	34.24	29.81	22.02	19.08	25.68	32.28
Cleared Load (GW)	54.4	51.7	50.6	49.7	50.6	51.8	53.3	58.5	64.1	68.1	70.9	73.2	74.7	76.3	77.9	79.3	79.9	79.5	76.7	76.8	75.3	70.0	62.9	5.9		



## Preliminary Real-Time Prices with Forecasted and Actual System Load

Hour Ending:																									Avg. Hr \$	
	1	2	3	4	5	6	7	8	9	10	11	12	13	14	15	16	17	18	19	20	21	22	23	24	All	On Pk
Cinergy Hub	21.32	0.94	16.38	15.21	12.18	17.28	16.03	20.99	24.40	25.25	28.94	40.52	27.77	52.22	29.75	66.88	39.57	33.13	30.63	34.37	37.98	31.57	26.64	17.31	27.80	34.41
First Energy Hub	21.32	0.72	16.46	15.30	12.25	17.39	15.67	18.98	22.67	24.27	26.23	37.03	23.87	48.48	23.17	61.95	36.19	30.12	30.01	30.99	37.90	31.15	25.62	14.41	25.92	31.79
Illinois Hub	21.07	0.56	21.84	14.58	16.96	25.48	17.93	25.83	27.31	24.53	28.03	39.39	27.07	50.88	29.06	65.30	38.66	32.45	30.01	43.89	48.61	39.92	37.23	17.94	30.19	36.76
Michigan Hub	24.34	2.40	16.84	15.61	12.45	17.66	16.42	21.64	25.18	26.25	30.23	42.64	29.12	54.47	30.79	68.70	40.27	33.63	31.20	35.26	39.08	32.74	27.86	18.17	28.87	35.57
Minnesota Hub	10.74	0.67	8.72	12.35	7.09	8.93	12.93	15.35	22.08	23.32	26.28	38.62	26.96	50.51	27.78	61.65	36.98	31.37	28.93	23.69	27.99	24.39	8.63	11.71	22.82	29.66
Wisconsin PS	8.00	-8.33	7.17	7.77	9.61	13.57	16.24	21.39	25.34	25.98	29.60	41.93	28.72	53.71	30.34	67.70	40.20	33.93	31.19	34.52	38.46	32.01	16.15	15.35	25.85	34.45
Forecasted Load (GW)	59.3	56.6	54.8	54.0	54.2	55.6	56.5	59.3	62.5	65.4	68.8	71.5	73.9	76.0	77.8	79.2	80.0	79.6	77.9	76.1	75.2	72.1	67.2	63.6		
Forecast Error %	-2.4%	-2.6%	-2.8%	-3.2%	-3.6%	-4.0%	-3.8%	-3.1%	-0.3%	1.7%	1.8%	1.7%	1.8%	2.0%	2.5%	3.0%	3.4%	3.5%	3.0%	2.8%	2.6%	1.4%	0.7%	-1.2%		





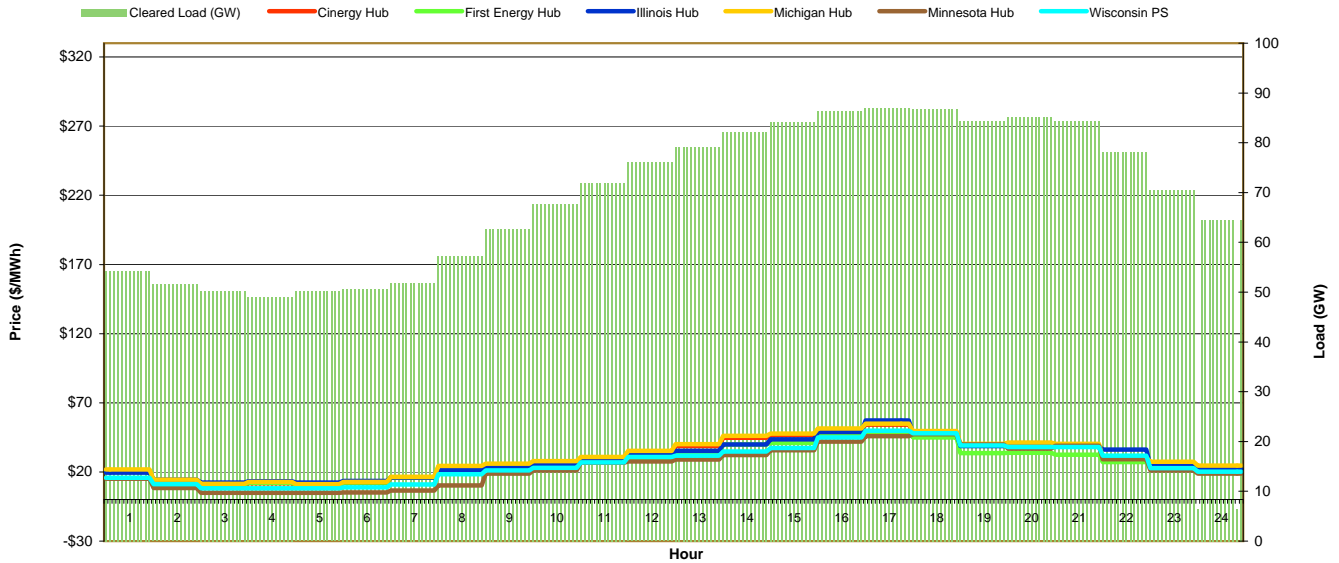
# MISO Daily Report

Sunday August 29, 2010

Price	<=0	>=100	>=200
Forecast Error %	0-4.9%	5-9.9%	>=10%

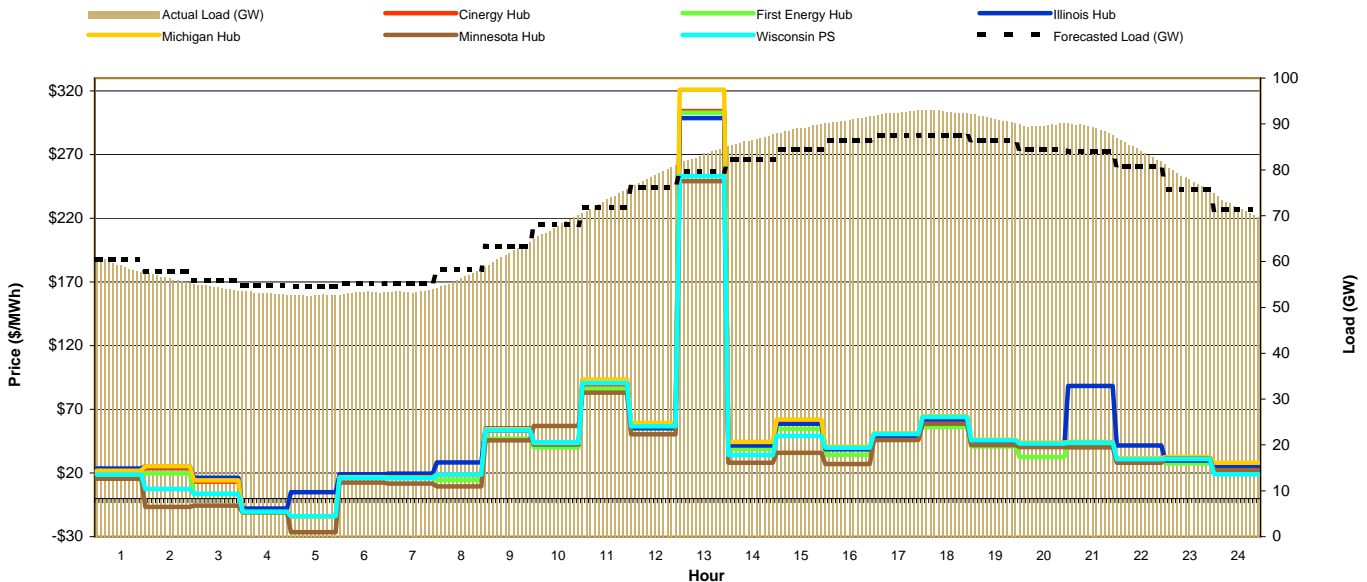
## Day-Ahead Prices and Cleared Load

Hour Ending:																									Avg. Hr \$	
	1	2	3	4	5	6	7	8	9	10	11	12	13	14	15	16	17	18	19	20	21	22	23	24	All	On Pk
Cinergy Hub	20.63	13.46	10.66	11.93	10.54	12.03	15.76	23.26	24.89	26.72	29.73	34.23	38.74	44.70	46.53	50.56	54.21	48.82	39.56	40.24	39.49	29.79	25.76	23.24	29.81	37.33
First Energy Hub	21.00	13.70	10.85	12.14	10.72	12.24	16.00	23.62	24.44	25.48	27.23	30.03	32.86	39.82	41.07	45.98	48.82	44.99	33.53	33.96	32.57	27.24	25.07	23.65	27.38	33.54
Illinois Hub	19.57	14.41	12.36	13.15	12.28	13.46	16.00	21.46	23.50	25.29	28.40	32.79	35.28	39.95	43.60	49.00	57.32	47.84	38.74	40.42	38.38	36.15	24.29	21.99	29.40	36.40
Michigan Hub	21.93	14.34	11.40	12.76	11.22	12.81	16.43	24.33	25.88	27.76	30.81	35.23	39.99	46.06	47.71	51.53	54.90	49.51	40.33	41.16	40.41	30.44	27.30	24.68	30.79	38.33
Minnesota Hub	15.22	8.46	5.00	5.04	4.98	5.06	6.57	10.19	18.90	21.10	26.66	27.66	29.02	32.24	35.80	41.88	46.00	47.24	39.76	36.96	38.96	29.17	21.05	18.88	23.83	31.41
Wisconsin PS	15.85	11.11	8.14	8.24	8.25	8.76	10.84	18.35	21.06	22.97	26.96	30.76	31.79	34.70	37.39	44.90	49.76	47.97	39.27	38.08	38.10	31.69	22.64	20.24	26.16	33.52
Cleared Load (GW)	54.3	51.6	50.3	49.0	50.1	50.6	51.8	57.3	62.7	67.7	71.9	76.0	79.1	82.2	84.2	86.3	86.9	86.8	84.3	85.1	84.4	78.1	70.4	6.5		



## Preliminary Real-Time Prices with Forecasted and Actual System Load

Hour Ending:																									Avg. Hr \$	
	1	2	3	4	5	6	7	8	9	10	11	12	13	14	15	16	17	18	19	20	21	22	23	24	All	On Pk
Cinergy Hub	20.90	23.77	13.31	-10.43	-14.09	16.43	16.22	18.56	53.26	42.12	89.49	56.37	304.15	42.26	59.60	39.19	49.39	62.49	44.31	42.05	42.43	29.79	30.33	26.06	45.75	62.86
First Energy Hub	19.83	19.85	3.29	-11.18	-14.10	16.42	16.19	14.48	46.90	40.13	85.79	54.79	302.80	38.77	54.66	34.33	49.77	56.27	40.74	32.44	42.27	29.95	27.64	24.63	42.78	59.48
Illinois Hub	23.40	25.37	16.17	-7.80	4.97	19.08	19.46	28.36	54.89	42.50	92.91	55.25	298.61	41.54	58.61	38.69	48.86	61.58	43.74	41.39	88.41	41.54	29.70	24.48	49.65	66.66
Michigan Hub	21.87	25.35	14.12	-10.66	-14.44	16.68	16.50	18.86	54.45	43.40	93.36	59.15	321.02	44.25	62.06	40.70	51.10	64.58	46.06	43.75	44.43	31.46	32.46	28.01	47.86	65.69
Minnesota Hub	15.55	-6.52	-5.72	-11.03	-26.37	12.38	11.63	9.51	45.73	56.91	82.95	50.32	249.03	27.98	35.75	27.15	45.82	58.62	41.97	40.31	40.15	27.93	31.28	22.27	36.82	54.46
Wisconsin PS	18.76	7.33	3.79	-10.35	-14.04	16.31	16.07	18.66	53.47	44.19	90.60	56.65	253.05	34.19	49.01	39.85	50.63	63.99	45.54	43.19	43.92	30.72	31.16	18.96	41.90	59.30
Forecasted Load (GW)	60.5	57.8	55.9	54.8	54.6	55.1	55.2	58.3	63.4	68.0	71.9	76.2	79.6	82.3	84.5	86.5	87.5	87.6	86.3	84.5	83.9	80.7	75.7	71.3		
Forecast Error %	-2.8%	-2.9%	-3.2%	-3.5%	-3.8%	-3.6%	-3.3%	-3.2%	-2.1%	0.0%	2.3%	3.5%	4.6%	5.0%	5.2%	4.9%	5.4%	5.1%	5.8%	5.5%	3.8%	2.3%	0.6%			





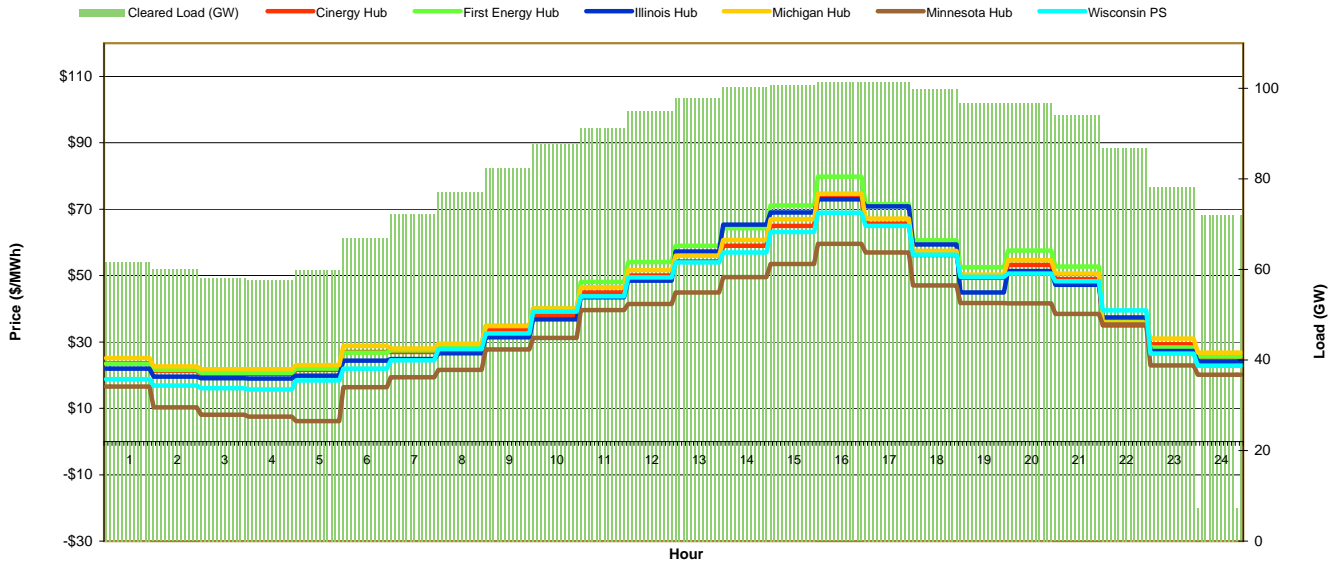
# MISO Daily Report

Monday August 30, 2010

Price	<=0	>=100	>=200
Forecast Error %	0-4.9%	5-9.9%	>=10%

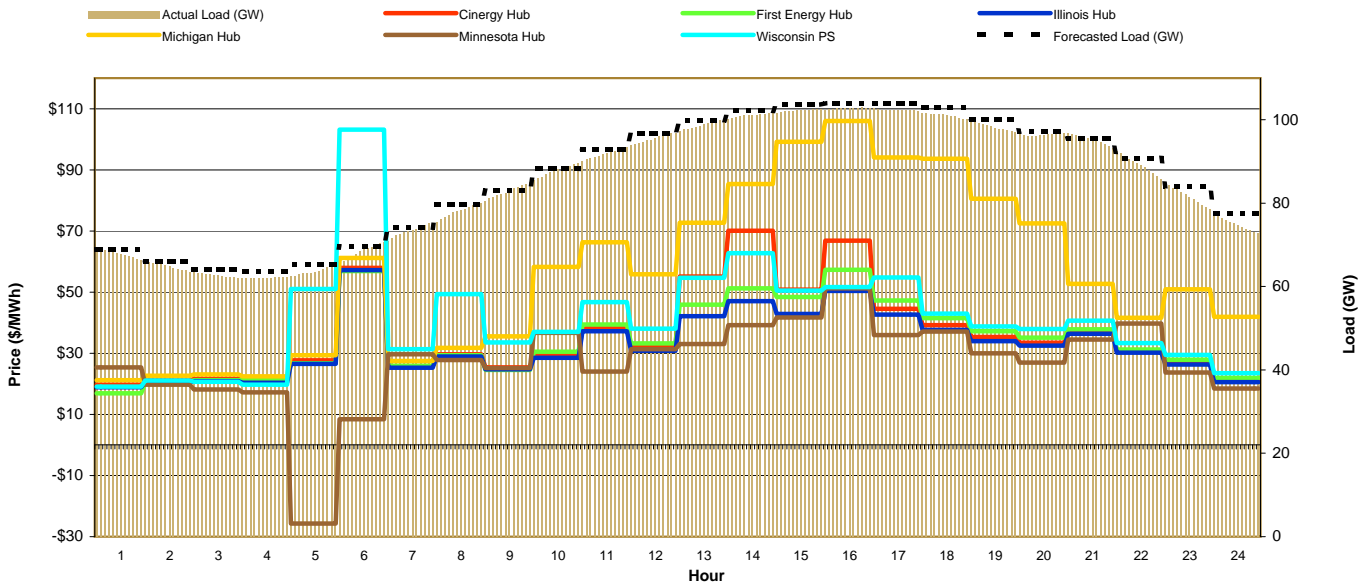
## Day-Ahead Prices and Cleared Load

Hour Ending:																									Avg. Hr \$	
	1	2	3	4	5	6	7	8	9	10	11	12	13	14	15	16	17	18	19	20	21	22	23	24	All	On Pk
Cinergy Hub	23.61	21.26	20.39	20.39	21.61	27.00	26.93	28.43	33.49	38.11	44.91	50.02	54.23	58.98	64.96	73.31	65.59	56.14	49.35	53.19	48.95	34.94	29.28	25.31	40.43	48.99
First Energy Hub	23.39	21.62	20.74	20.74	21.97	26.75	27.42	29.06	34.88	40.08	48.11	54.06	58.97	64.24	71.16	79.78	71.47	60.61	52.52	57.57	52.75	36.40	28.29	25.65	42.84	52.50
Illinois Hub	21.97	19.53	19.05	18.98	19.86	24.37	24.82	26.62	31.43	36.82	43.49	48.43	57.21	65.30	69.00	73.00	70.85	59.41	44.88	51.34	47.25	37.43	27.23	24.07	40.10	49.36
Michigan Hub	25.10	22.64	21.74	21.74	23.03	28.79	28.02	29.47	34.74	40.13	46.43	51.68	56.00	60.75	66.95	74.69	67.15	57.45	50.31	54.65	50.59	35.81	31.05	26.79	41.90	50.49
Minnesota Hub	16.53	10.29	8.07	7.54	6.17	16.37	19.38	21.58	27.78	31.24	39.56	41.48	44.91	49.55	53.50	59.60	56.94	47.03	41.75	41.60	38.44	35.31	22.97	20.13	31.57	40.83
Wisconsin PS	18.76	16.85	16.04	15.72	18.44	21.98	24.43	27.84	32.57	39.11	43.75	49.45	53.97	56.92	63.14	68.93	64.94	56.31	49.60	50.58	48.28	39.50	26.46	22.79	38.60	48.21
Cleared Load (GW)	61.5	60.0	58.2	57.7	60.0	66.9	72.3	77.2	82.5	87.7	91.4	95.0	97.9	100.2	100.8	101.3	101.5	99.9	96.8	96.7	94.0	86.9	78.2	7.2		



## Preliminary Real-Time Prices with Forecasted and Actual System Load

Hour Ending:																									Avg. Hr \$	
	1	2	3	4	5	6	7	8	9	10	11	12	13	14	15	16	17	18	19	20	21	22	23	24	All	On Pk
Cinergy Hub	19.67	21.08	21.63	21.18	27.70	57.88	25.84	29.63	25.41	29.39	38.17	31.92	55.15	70.08	50.83	66.81	44.55	39.21	35.34	33.48	36.87	30.56	27.06	21.26	35.86	40.28
First Energy Hub	16.92	20.65	21.19	21.16	26.73	56.90	25.92	29.33	24.54	30.46	39.44	33.20	45.90	51.21	48.38	57.25	47.26	41.54	37.23	35.08	37.85	31.28	27.86	21.88	34.54	38.61
Illinois Hub	18.85	20.43	20.84	20.30	26.48	57.19	25.30	28.98	24.79	28.51	37.18	30.86	42.16	46.99	42.86	50.36	42.66	37.57	33.95	32.48	36.41	30.23	26.30	20.58	32.59	35.77
Michigan Hub	21.19	22.61	23.02	22.49	29.32	61.20	27.48	31.75	35.57	58.22	66.27	55.85	72.64	85.34	99.18	105.95	94.03	93.65	80.51	72.46	52.72	41.55	50.96	41.91	56.08	68.54
Minnesota Hub	25.41	19.76	18.20	17.24	-25.75	8.46	29.65	27.81	25.13	36.68	24.04	31.39	32.99	39.19	41.68	51.22	35.97	37.13	30.02	26.90	34.50	39.75	23.75	16.51	27.07	33.63
Wisconsin PS	19.12	21.05	20.62	19.76	51.01	103.11	31.31	49.38	33.58	36.99	46.69	38.00	54.72	62.78	50.46	51.62	54.76	43.01	38.81	37.91	40.69	33.38	29.48	23.53	41.32	43.89
Forecasted Load (GW)	68.8	65.9	64.1	63.7	65.2	69.6	74.1	79.6	83.0	88.2	92.9	96.8	99.9	102.2	103.6	104.0	103.9	102.8	100.1	97.2	95.6	90.8	84.1	77.5		
Forecast Error %	-2.0%	-2.1%	-2.6%	-2.5%	-2.3%	-1.2%	-0.5%	-1.5%	0.2%	-0.2%	-0.9%	-1.2%	-1.0%	-1.1%	-1.3%	-1.3%	-1.7%	-2.0%	-2.2%	-0.8%	-0.8%	-2.5%	-3.7%	-3.8%		





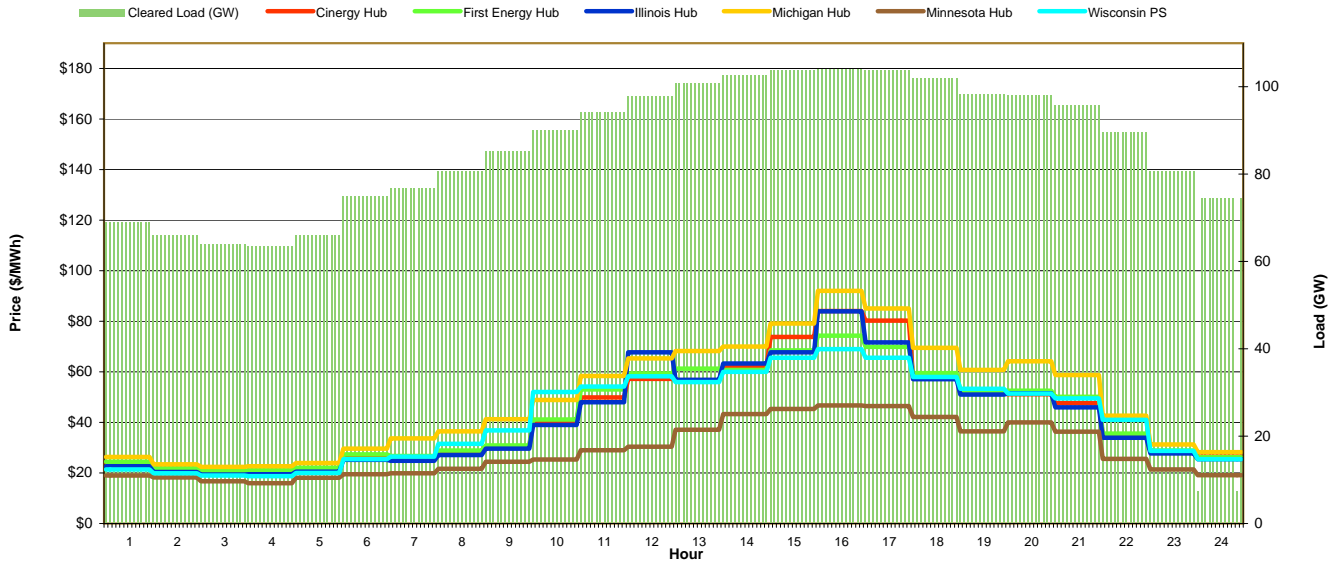
# MISO Daily Report

Tuesday August 31, 2010

Price	<=0	>=100	>=200
Forecast Error %	0-4.9%	5-9.9%	>=10%

## Day-Ahead Prices and Cleared Load

Hour Ending:																									Avg. Hr \$	
	1	2	3	4	5	6	7	8	9	10	11	12	13	14	15	16	17	18	19	20	21	22	23	24	All	On Pk
Cinergy Hub	24.23	21.59	20.56	20.81	21.85	26.95	26.23	28.44	30.52	40.33	49.84	57.16	56.69	61.91	73.85	84.08	80.23	58.38	51.33	51.12	47.55	34.94	28.42	26.47	42.65	52.17
First Energy Hub	24.48	21.78	20.73	20.99	22.05	27.30	26.76	28.90	30.92	41.17	53.10	59.33	61.22	60.76	68.54	74.30	69.90	59.49	52.58	52.55	50.18	35.56	28.83	26.25	42.40	51.71
Illinois Hub	22.64	20.35	19.37	19.50	20.46	25.17	24.85	27.12	29.63	39.04	47.96	67.74	56.80	63.26	67.75	83.89	71.67	57.06	51.06	51.53	45.89	33.96	27.70	25.39	41.66	51.38
Michigan Hub	26.34	23.46	22.37	22.61	23.95	29.68	33.64	36.40	41.28	48.84	58.36	65.33	68.27	70.03	79.11	91.99	85.10	69.47	60.77	64.16	58.72	42.72	31.22	28.28	49.25	60.74
Minnesota Hub	19.00	18.23	16.74	15.89	18.05	19.50	19.91	21.67	24.39	25.29	29.04	30.44	37.09	43.24	45.28	46.71	46.40	42.10	36.49	40.01	36.33	25.61	21.33	19.09	29.08	34.46
Wisconsin PS	21.35	19.94	18.96	18.71	19.95	25.39	26.44	31.48	36.83	52.06	54.22	58.26	55.94	59.94	65.58	68.96	65.59	57.98	53.30	51.36	49.44	41.01	28.77	25.40	41.95	51.92
Cleared Load (GW)	69.1	66.2	64.1	63.5	66.1	75.0	76.8	80.8	85.3	90.2	94.3	97.9	101.0	102.7	103.8	104.0	103.8	102.0	98.4	98.1	95.9	89.7	80.9	7.4		



## Preliminary Real-Time Prices with Forecasted and Actual System Load

Hour Ending:																									Avg. Hr \$	
	1	2	3	4	5	6	7	8	9	10	11	12	13	14	15	16	17	18	19	20	21	22	23	24	All	On Pk
Cinergy Hub	23.02	20.27	15.78	20.22	24.81	25.47	28.49	64.40	25.07	23.58	28.45	44.16	65.87	65.78	144.16	51.62	42.33	44.28	49.59	57.25	37.94	27.76	26.89	28.38	41.07	49.95
First Energy Hub	23.22	20.55	16.01	20.56	25.34	26.02	28.94	65.85	19.06	24.17	29.76	46.27	69.21	69.39	150.49	54.83	44.32	45.62	34.19	58.83	38.72	28.24	27.47	21.92	41.21	50.40
Illinois Hub	21.36	18.79	14.95	18.93	21.06	23.59	27.27	62.84	24.61	23.11	27.36	42.70	64.30	64.30	141.89	50.43	41.57	43.41	48.56	56.10	37.55	27.67	26.57	28.03	39.87	48.94
Michigan Hub	25.00	21.70	16.96	21.66	33.86	46.24	30.39	83.04	28.85	27.32	56.63	72.86	95.66	96.70	181.19	80.72	56.85	46.26	95.36	59.52	39.33	29.07	30.63	35.85	54.66	67.51
Minnesota Hub	16.71	20.61	23.71	18.54	16.83	21.89	3.92	107.05	30.76	21.48	22.68	24.68	44.91	65.56	122.84	30.14	26.83	33.38	19.99	13.45	24.99	21.08	22.44	17.53	32.17	39.52
Wisconsin PS	29.17	18.26	14.88	17.54	14.01	23.68	41.20	70.04	26.73	26.44	32.12	49.61	57.11	69.98	139.91	43.05	42.45	43.34	56.03	72.56	43.14	30.70	28.48	28.83	42.47	51.98
Forecasted Load (GW)	70.8	67.4	65.6	64.6	66.2	70.8	75.1	79.3	82.6	87.3	91.1	95.1	98.5	101.2	102.7	103.8	103.2	101.8	98.1	96.1	94.5	88.6	81.9	76.1		
Forecast Error %	-1.6%	-1.4%	-2.0%	-1.6%	-1.3%	-0.9%	0.2%	-0.1%	0.5%	1.3%	0.9%	0.5%	0.4%	0.2%	-0.7%	-0.7%	-0.7%	-1.1%	-0.2%	0.2%	-0.1%	-0.9%	-2.3%	-3.2%		

