

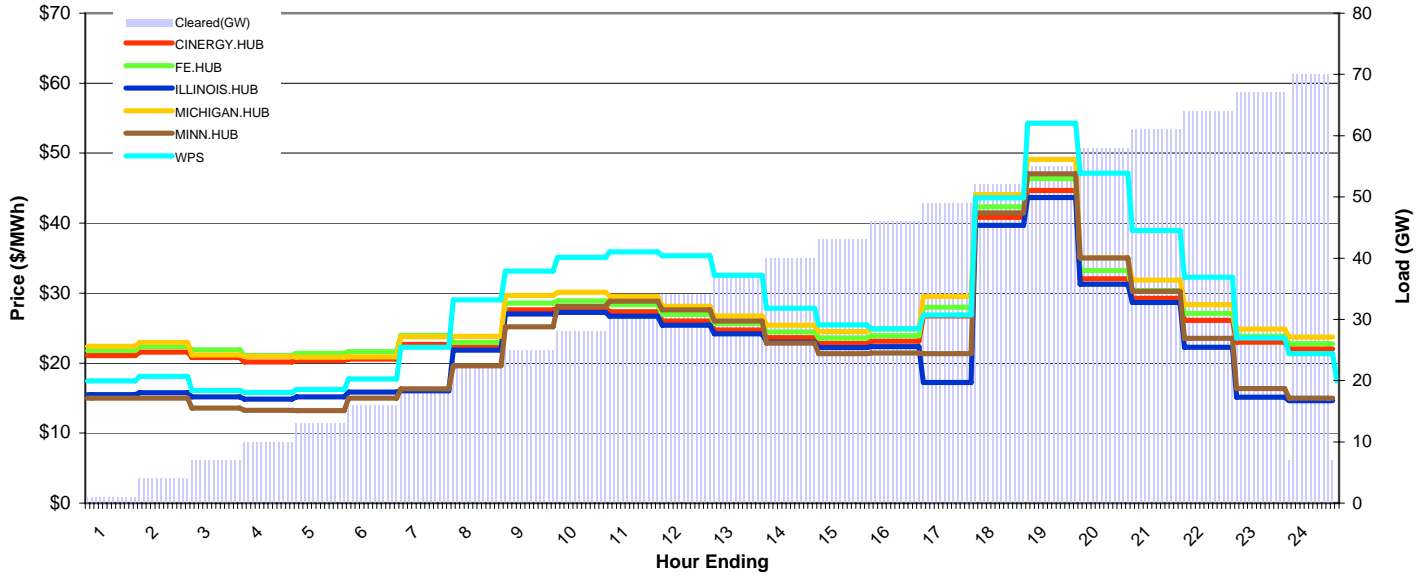
MISO Daily Report

Delivery Day: Sunday, November 1, 2009

Price Color Codes: ≤0 ≥100 ≥200

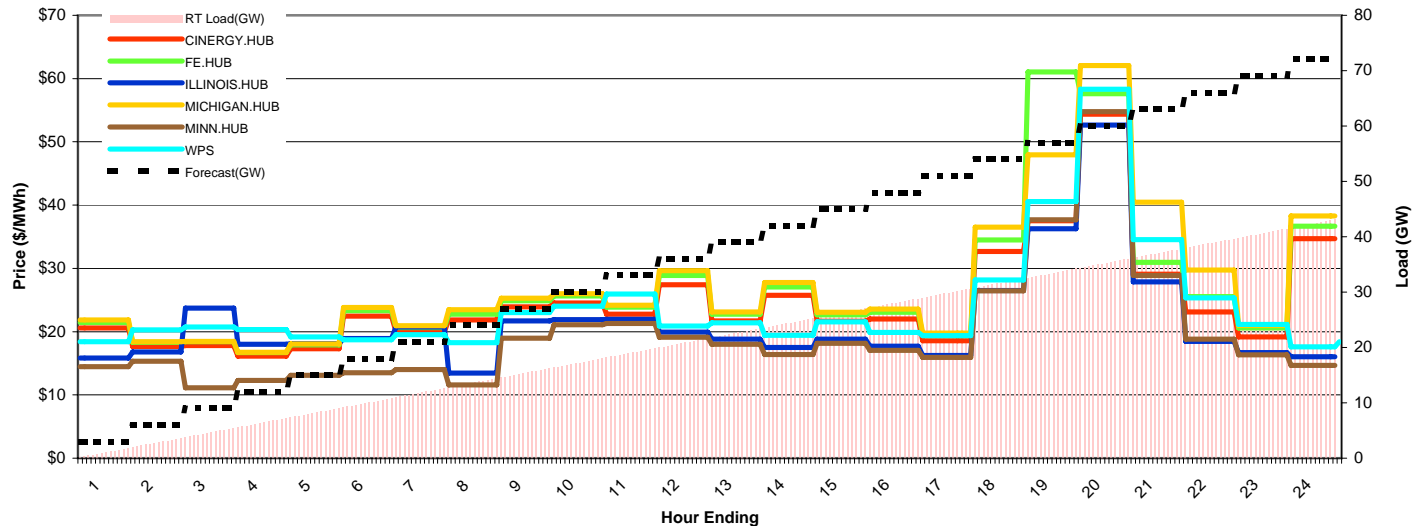
Day-Ahead Prices and Cleared Load

	HE1	HE2	HE3	HE4	HE5	HE6	HE7	HE8	HE9	HE10	HE11	HE12	HE13	HE14	HE15	HE16	HE17	HE18	HE19	HE20	HE21	HE22	HE23	HE24
CINERGY.HUB	21.09	21.57	20.79	20.17	20.39	20.56	22.66	22.23	27.63	27.90	27.34	26.00	24.75	23.62	22.81	23.14	26.77	40.83	44.67	32.04	29.28	26.10	23.02	22.04
FE.HUB	21.81	22.34	21.89	21.09	21.42	21.62	23.98	22.95	28.56	28.91	28.36	26.97	25.66	24.44	23.58	23.92	27.97	42.32	46.34	33.26	30.35	27.11	23.84	22.79
ILLINOIS.HUB	15.52	15.77	15.17	14.84	15.20	15.86	16.06	21.85	27.04	27.23	26.68	25.40	24.19	23.00	22.21	22.36	17.23	39.67	43.67	31.29	28.66	22.28	15.14	14.62
MICHIGAN.HUB	22.42	22.94	21.17	20.92	20.87	20.88	23.79	23.82	29.69	30.11	29.55	28.10	26.73	25.41	24.50	24.87	29.54	44.06	49.11	35.06	31.87	28.34	24.86	23.74
MINN.HUB	15.00	15.01	13.60	13.24	13.22	15.00	16.32	19.62	25.17	28.12	28.85	27.62	26.02	22.86	21.36	21.43	21.35	41.47	47.06	35.02	30.27	23.56	16.38	14.98
WPS	17.46	18.11	16.11	15.81	16.23	17.75	22.28	29.04	33.14	35.11	35.90	35.32	32.58	27.85	25.48	24.90	26.90	43.60	54.29	47.12	38.97	32.30	23.59	21.36
Cleared(GW)	1.0	4.0	7.0	10.0	13.0	16.0	19.0	22.0	25.0	28.0	31.0	34.0	37.0	40.0	43.0	46.0	49.0	52.0	55.0	58.0	61.0	64.0	67.0	7.0



Preliminary Real-Time Prices with Forecasted and Actual System Load

	HE1	HE2	HE3	HE4	HE5	HE6	HE7	HE8	HE9	HE10	HE11	HE12	HE13	HE14	HE15	HE16	HE17	HE18	HE19	HE20	HE21	HE22	HE23	HE24
CINERGY.HUB	20.58	17.65	17.81	16.15	17.32	22.48	19.97	21.85	23.91	24.53	22.76	27.43	21.68	25.72	21.63	21.99	18.54	32.69	37.52	54.37	29.08	23.10	19.15	34.72
FE.HUB	21.43	18.29	18.40	16.68	17.92	23.34	20.64	22.77	24.89	25.64	23.87	28.89	22.78	27.06	22.68	23.06	19.39	34.48	61.04	57.63	30.93	25.52	20.60	36.69
ILLINOIS.HUB	15.83	16.80	23.71	17.99	18.11	18.91	20.75	13.44	21.71	21.88	21.93	19.95	18.84	17.51	18.82	17.68	16.25	26.50	36.27	52.64	27.88	18.44	16.68	16.04
MICHIGAN.HUB	21.84	18.43	18.48	16.75	18.05	23.80	20.92	23.48	25.29	26.01	24.16	29.65	23.11	27.79	23.05	23.57	19.78	36.54	47.95	62.07	40.44	29.73	20.99	38.28
MINN.HUB	14.46	15.30	11.13	12.27	13.11	13.50	13.99	11.59	18.95	21.10	21.29	19.13	18.02	16.39	18.18	17.07	15.93	26.47	37.68	54.77	28.89	18.79	16.33	14.65
WPS	18.41	20.29	20.75	20.34	19.19	18.71	19.53	18.28	23.02	24.02	25.93	20.90	21.38	19.44	21.54	19.86	19.37	28.18	40.56	58.31	34.53	25.36	21.16	17.60
Forecasted(GW)	3.0	6.0	9.0	12.0	15.0	18.0	21.0	24.0	27.0	30.0	33.0	36.0	39.0	42.0	45.0	48.0	51.0	54.0	57.0	60.0	63.0	66.0	69.0	72.0
(RT) - (DA Load)	-0.02	-1.23	-2.43	-3.63	-4.83	-6.03	-7.23	-8.43	-9.63	-10.83	-12.03	-13.23	-14.43	-15.63	-16.83	-18.03	-19.23	-20.43	-21.63	-22.83	-24.03	-25.23	-26.43	35.30



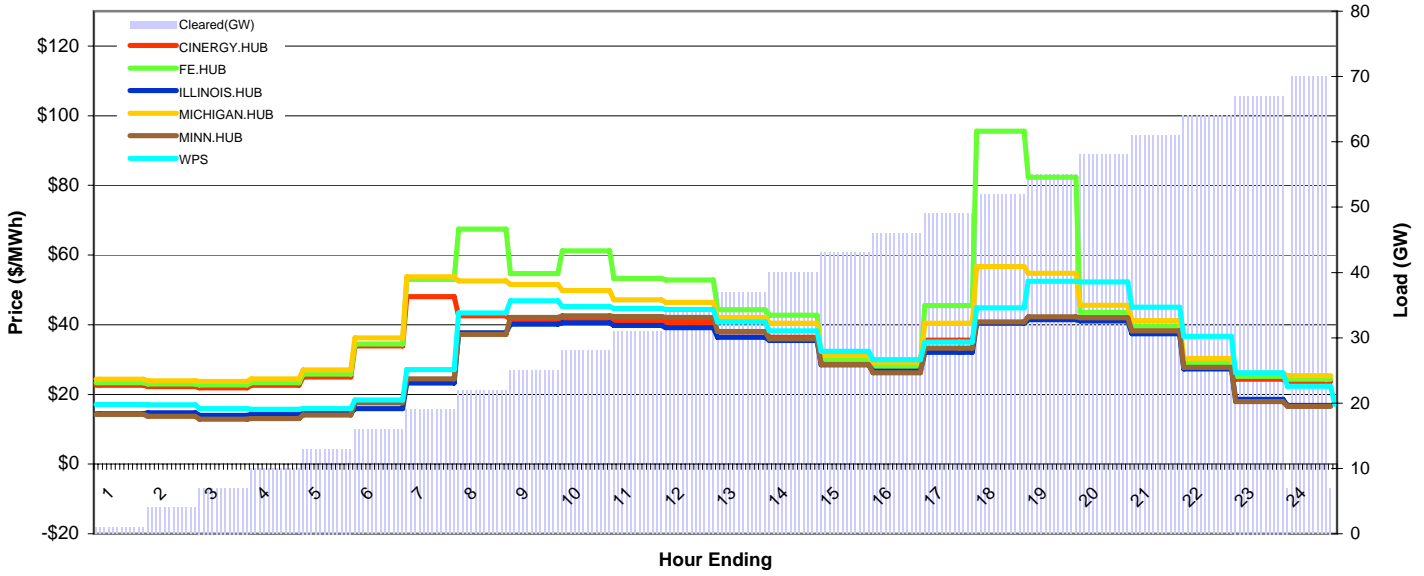
MISO Daily Report

Delivery Day: Monday, November 2, 2009

Price Color Codes: ≤0 ≥100 ≥200

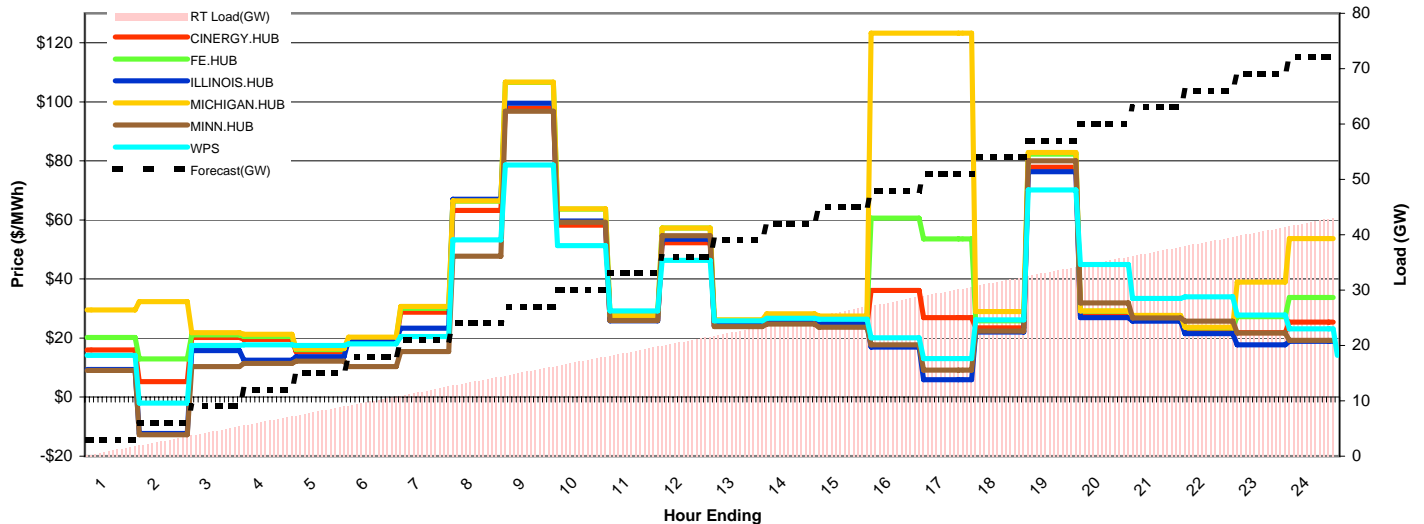
Day-Ahead Prices and Cleared Load

	HE1	HE2	HE3	HE4	HE5	HE6	HE7	HE8	HE9	HE10	HE11	HE12	HE13	HE14	HE15	HE16	HE17	HE18	HE19	HE20	HE21	HE22	HE23	HE24
CINERGY.HUB	22.59	22.21	21.92	22.60	24.98	33.88	48.08	42.52	41.45	41.20	41.08	40.58	38.00	36.44	28.94	27.13	35.56	40.60	41.88	42.00	38.20	28.09	24.40	23.67
FE.HUB	23.37	22.95	22.69	23.39	25.85	34.49	53.07	67.43	54.72	61.21	63.28	52.80	44.32	42.73	29.96	28.08	45.46	95.58	82.29	43.53	39.59	29.12	25.18	24.41
ILLINOIS.HUB	14.41	14.70	14.02	14.29	14.54	15.89	23.25	37.73	40.14	40.50	39.78	39.19	36.43	35.52	28.47	26.62	32.04	40.40	41.44	41.12	37.41	27.28	18.54	16.86
MICHIGAN.HUB	24.37	23.91	23.69	24.42	27.01	36.23	53.79	52.58	51.56	49.77	47.12	46.40	42.11	40.41	31.16	29.20	40.40	56.70	54.74	45.63	41.19	30.30	26.13	25.35
MINN.HUB	14.28	13.71	12.92	13.06	14.12	17.59	24.43	37.23	42.08	42.58	42.40	42.09	38.03	35.93	28.56	26.17	33.28	40.78	42.27	42.00	38.27	27.72	17.90	16.58
WPS	17.09	17.03	15.89	15.69	15.93	18.36	27.08	43.42	46.87	45.19	44.64	44.43	40.77	38.21	32.33	29.94	34.98	44.82	52.44	52.30	45.00	36.65	26.24	22.39
Cleared(GW)	1.0	4.0	7.0	10.0	13.0	16.0	19.0	22.0	25.0	28.0	31.0	34.0	37.0	40.0	43.0	46.0	49.0	52.0	55.0	58.0	61.0	64.0	67.0	7.0



Preliminary Real-Time Prices with Forecasted and Actual System Load

	HE1	HE2	HE3	HE4	HE5	HE6	HE7	HE8	HE9	HE10	HE11	HE12	HE13	HE14	HE15	HE16	HE17	HE18	HE19	HE20	HE21	HE22	HE23	HE24
CINERGY.HUB	15.97	5.30	20.17	19.60	15.48	19.13	28.80	63.26	97.85	58.21	26.36	52.33	24.10	26.21	24.54	36.14	26.92	23.50	77.83	27.56	26.30	22.22	21.87	25.43
FE.HUB	20.18	12.92	21.12	20.50	16.12	19.91	30.10	66.35	106.55	63.69	27.65	57.23	26.01	27.73	26.89	60.69	53.54	25.84	82.26	29.07	27.53	23.43	27.24	33.78
ILLINOIS.HUB	9.33	-12.30	15.77	12.53	13.71	19.49	23.35	67.08	99.53	59.67	25.88	53.49	24.25	25.81	24.91	16.92	5.94	22.01	76.37	26.88	25.76	21.47	17.69	18.89
MICHIGAN.HUB	29.57	32.30	21.81	21.25	16.43	20.28	30.70	66.51	106.65	63.77	27.63	57.27	26.21	28.20	27.42	123.31	123.24	28.97	82.80	29.20	27.69	23.70	38.97	53.69
MINN.HUB	9.05	-12.78	10.38	11.39	12.16	10.39	15.49	47.72	96.85	59.22	25.95	54.64	23.94	24.77	23.71	17.68	9.15	22.36	80.05	31.95	26.87	25.69	21.72	19.21
WPS	14.11	-2.02	17.49	17.67	17.55	18.05	20.51	53.24	78.68	51.30	29.21	46.31	25.90	26.69	26.40	20.14	13.03	26.16	70.18	44.88	33.39	33.98	27.77	23.08
Forecasted(GW)	3.0	6.0	9.0	12.0	15.0	18.0	21.0	24.0	27.0	30.0	33.0	36.0	39.0	42.0	45.0	48.0	51.0	54.0	57.0	60.0	63.0	66.0	69.0	72.0
(RT) - (DA Load)	-0.02	-1.23	-2.43	-3.63	-4.83	-6.03	-7.23	-8.43	-9.63	-10.83	-12.03	-13.23	-14.43	-15.63	-16.83	-18.03	-19.23	-20.43	-21.63	-22.83	-24.03	-25.23	-26.43	35.30



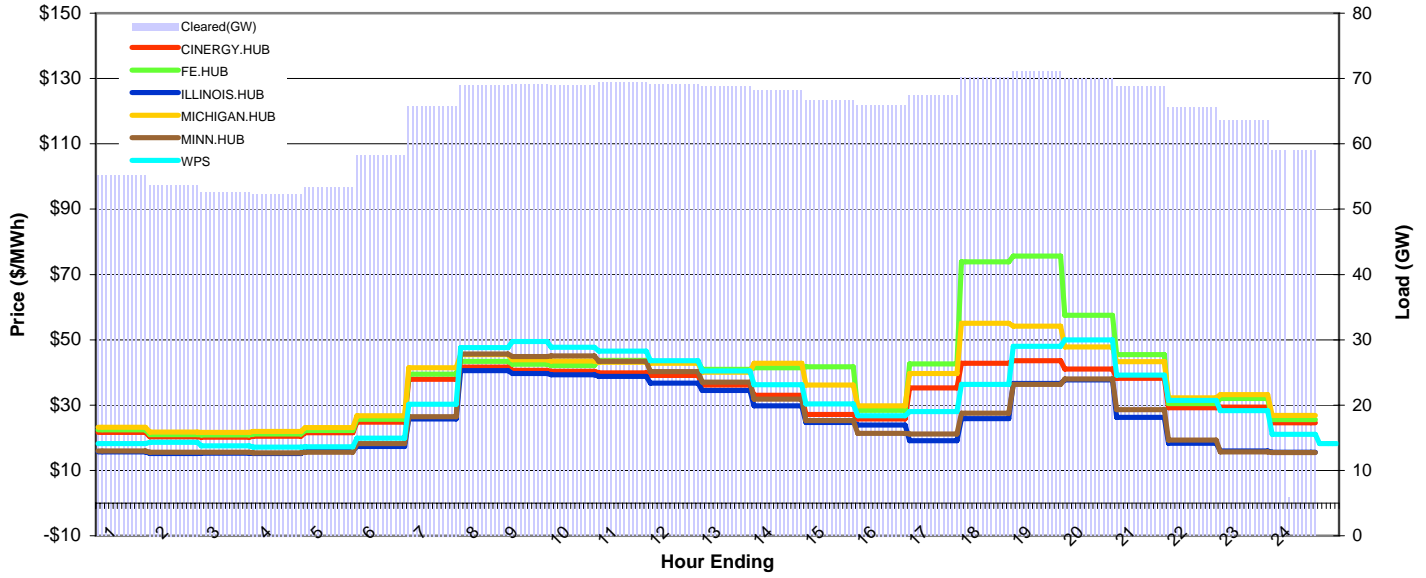
MISO Daily Report

Delivery Day: Tuesday, November 3, 2009

Price Color Codes: <=0 >=100 >=200

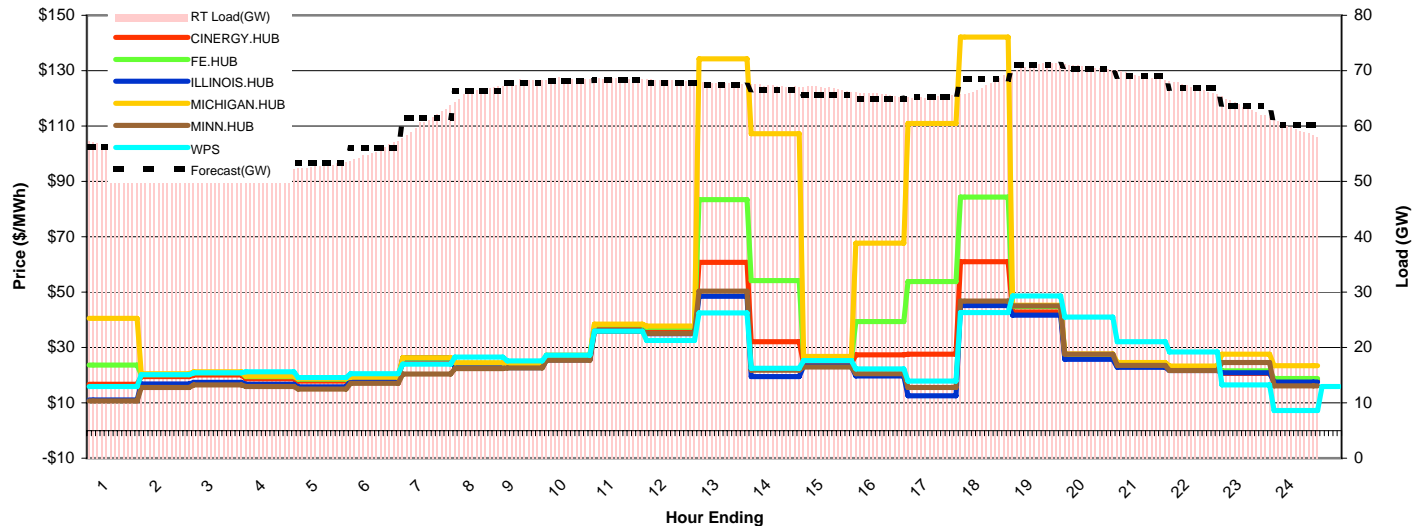
Day-Ahead Prices and Cleared Load

	HE1	HE2	HE3	HE4	HE5	HE6	HE7	HE8	HE9	HE10	HE11	HE12	HE13	HE14	HE15	HE16	HE17	HE18	HE19	HE20	HE21	HE22	HE23	HE24
CINERGY.HUB	21.68	20.25	20.22	20.45	21.54	24.76	37.89	41.65	40.67	40.37	39.91	39.06	36.18	32.99	27.10	25.79	35.24	42.84	43.61	41.05	38.17	29.16	29.37	24.62
FE.HUB	22.42	20.93	20.89	21.14	22.25	25.63	39.52	43.43	42.50	42.13	43.68	43.29	40.95	41.48	41.78	28.43	42.57	73.90	75.68	57.51	45.48	30.44	32.08	25.54
ILLINOIS.HUB	15.68	15.15	15.31	15.17	15.93	17.36	25.79	40.54	39.63	39.26	38.75	36.76	34.48	29.79	24.67	23.87	19.08	25.83	36.66	37.68	26.21	18.27	15.92	15.62
MICHIGAN.HUB	23.26	21.71	21.63	21.92	23.08	26.72	41.46	45.46	43.91	43.51	43.11	42.79	40.02	42.79	36.15	29.76	39.68	55.03	54.16	47.77	43.30	32.22	33.21	26.81
MINN.HUB	15.96	15.59	15.59	15.40	15.59	18.21	26.42	45.68	44.88	45.07	43.44	40.24	37.01	31.79	25.30	21.40	21.20	27.56	36.37	37.99	28.58	19.30	15.63	15.51
WPS	18.23	18.57	17.57	17.12	17.24	19.88	30.29	47.63	49.44	47.72	46.58	43.59	40.49	36.23	30.41	26.70	28.01	36.32	47.96	49.94	39.16	31.43	28.34	21.06
Cleared(GW)	55.1	53.7	52.5	52.3	53.3	58.2	65.8	68.9	69.1	69.0	69.4	69.1	68.7	68.2	66.7	65.9	67.4	70.1	71.1	70.0	68.8	65.5	63.6	5.9



Preliminary Real-Time Prices with Forecasted and Actual System Load

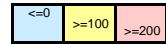
	HE1	HE2	HE3	HE4	HE5	HE6	HE7	HE8	HE9	HE10	HE11	HE12	HE13	HE14	HE15	HE16	HE17	HE18	HE19	HE20	HE21	HE22	HE23	HE24
CINERGY.HUB	16.75	19.44	20.11	18.71	17.82	18.54	25.12	23.46	23.24	26.03	36.54	35.62	60.79	32.12	24.06	27.34	27.53	61.04	42.86	26.30	23.43	22.26	20.69	18.19
FE.HUB	23.59	20.22	20.91	19.48	18.51	19.22	26.09	24.35	24.11	27.12	38.23	37.34	83.39	54.11	25.55	39.36	53.77	84.29	44.75	27.33	24.32	23.08	21.60	18.84
ILLINOIS.HUB	11.00	16.77	17.43	16.66	15.78	17.94	26.31	22.78	22.71	25.50	35.84	34.93	48.50	19.53	23.35	19.73	12.54	45.19	41.67	25.74	22.85	21.68	20.91	17.51
MICHIGAN.HUB	40.51	20.53	21.27	19.68	18.73	19.30	26.28	24.47	24.26	27.26	38.47	37.71	134.25	107.22	26.82	67.69	110.91	142.09	45.31	27.67	24.59	23.31	27.55	23.40
MINN.HUB	10.64	15.56	16.47	15.84	14.95	17.00	20.38	22.42	22.62	25.33	35.87	35.04	50.39	21.83	22.92	20.49	15.57	46.72	45.04	27.53	23.58	21.70	24.54	16.12
WPS	15.86	20.20	20.89	21.21	19.13	20.53	24.01	26.52	25.15	27.20	35.86	32.52	42.48	22.49	25.30	22.25	17.84	42.65	48.59	40.93	32.04	28.42	16.44	7.22
Forecasted(GW)	56.2	54.3	53.3	52.9	53.4	56.0	61.5	66.3	67.7	68.2	68.3	67.9	67.4	66.6	65.7	65.0	65.3	68.5	71.1	70.3	69.0	66.8	63.6	60.2
(RT) - (DA Load)	0.88	0.35	0.38	0.07	-0.42	-2.74	-4.87	-2.60	-1.05	-0.45	-0.76	-0.88	-0.98	-0.91	0.15	-0.18	-2.02	-2.77	-0.16	0.67	0.30	1.48	-0.21	53.63



MISO Daily Report

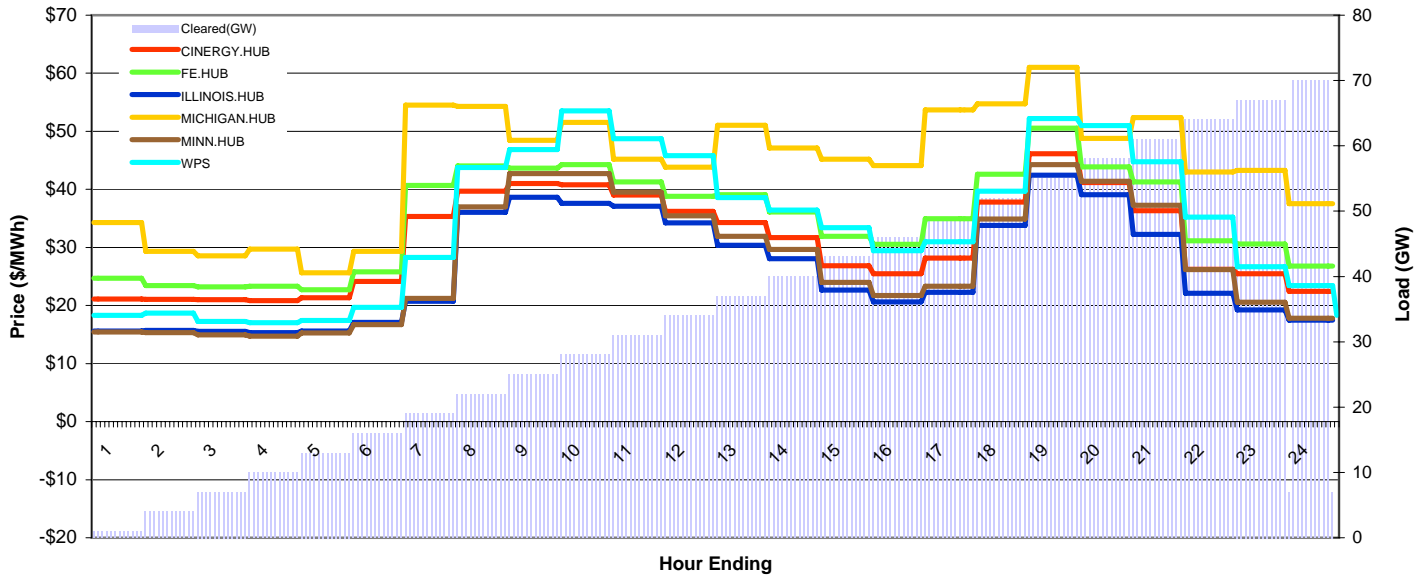
Delivery Day: Wednesday, November 4, 2009

Price Color Codes:



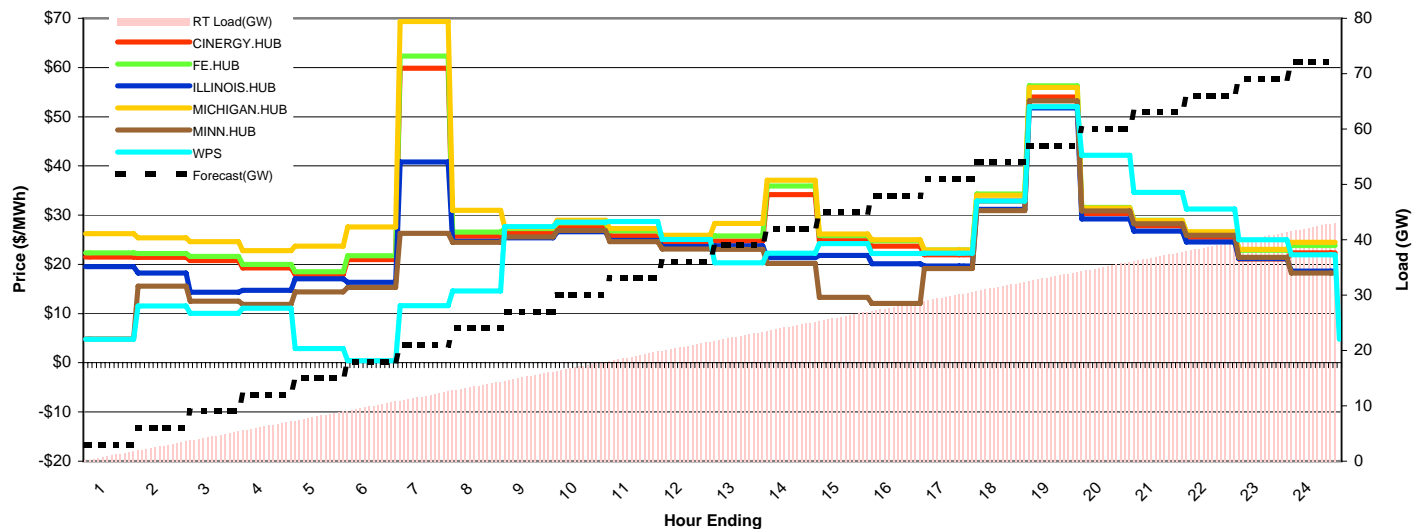
Day-Ahead Prices and Cleared Load

	HE1	HE2	HE3	HE4	HE5	HE6	HE7	HE8	HE9	HE10	HE11	HE12	HE13	HE14	HE15	HE16	HE17	HE18	HE19	HE20	HE21	HE22	HE23	HE24
CINERGY.HUB	21.12	21.06	21.01	20.82	21.34	24.14	35.31	39.69	41.00	40.77	39.00	36.21	34.29	31.69	26.84	25.49	28.17	37.84	46.15	41.19	36.35	26.22	25.47	22.44
FE.HUB	24.68	23.42	23.20	23.34	22.74	25.80	40.69	44.03	43.67	44.26	41.27	38.78	39.10	36.11	31.90	30.53	34.94	42.63	50.56	43.86	41.28	31.16	30.59	26.78
ILLINOIS.HUB	15.63	15.72	15.56	15.31	15.58	17.08	20.73	36.05	38.64	37.58	37.09	34.24	30.35	28.06	22.65	20.62	22.27	33.78	42.47	39.09	32.24	22.08	19.25	17.48
MICHIGAN.HUB	34.27	29.32	28.54	29.72	25.63	29.30	54.54	54.27	48.45	51.52	45.21	43.83	51.04	47.12	45.21	44.08	53.70	54.76	61.03	48.76	52.37	43.00	43.29	37.56
MINN.HUB	15.45	15.33	14.94	14.73	15.30	16.73	21.21	37.00	42.71	42.73	39.52	35.45	31.89	29.63	23.99	21.74	23.32	34.92	44.28	41.39	37.26	26.17	20.58	17.81
WPS	18.30	18.67	17.27	17.02	17.44	19.66	28.28	43.77	46.84	53.52	48.72	45.82	38.57	36.44	33.40	29.46	30.97	39.68	52.19	50.99	44.74	35.24	26.66	23.41
Cleared(GW)	1.0	4.0	7.0	10.0	13.0	16.0	19.0	22.0	25.0	28.0	31.0	34.0	37.0	40.0	43.0	46.0	49.0	52.0	55.0	58.0	61.0	64.0	67.0	7.0



Preliminary Real-Time Prices with Forecasted and Actual System Load

	HE1	HE2	HE3	HE4	HE5	HE6	HE7	HE8	HE9	HE10	HE11	HE12	HE13	HE14	HE15	HE16	HE17	HE18	HE19	HE20	HE21	HE22	HE23	HE24
CINERGY.HUB	21.46	21.44	20.80	19.30	17.88	20.98	59.87	25.69	26.33	27.49	25.81	24.54	24.74	34.20	24.79	23.73	21.96	32.86	54.03	30.32	27.83	25.49	21.13	22.32
FE.HUB	22.33	22.20	21.60	19.99	18.47	21.75	62.32	26.54	27.27	28.44	26.81	25.55	25.81	35.91	25.87	24.78	22.90	34.33	56.30	31.59	28.94	26.52	22.88	23.82
ILLINOIS.HUB	19.52	18.26	14.36	14.75	17.06	16.32	40.78	24.68	25.41	26.60	24.90	23.61	23.74	21.35	21.83	20.12	19.68	31.21	51.82	29.21	26.78	24.56	21.14	18.63
MICHIGAN.HUB	26.26	25.40	24.60	22.79	23.68	27.61	69.32	30.98	27.45	28.96	27.26	25.92	28.34	37.09	26.16	24.99	22.95	34.05	55.94	31.47	28.91	26.60	23.07	24.46
MINN.HUB	4.87	15.54	12.50	11.88	14.39	15.34	26.28	24.51	25.59	26.86	24.58	23.10	23.03	20.18	13.31	12.05	19.12	30.93	53.22	30.88	28.28	25.94	21.42	18.25
WPS	4.76	11.54	10.05	11.07	2.88	0.45	11.58	14.59	27.69	28.55	28.71	25.07	20.32	22.28	24.23	22.22	22.29	32.84	52.06	42.20	34.60	31.25	25.01	21.93
Forecasted(GW)	3.0	6.0	9.0	12.0	15.0	18.0	21.0	24.0	27.0	30.0	33.0	36.0	39.0	42.0	45.0	48.0	51.0	54.0	57.0	60.0	63.0	66.0	69.0	72.0
(RT) - (DA Load)	-0.02	-1.23	-2.43	-3.63	-4.83	-6.03	-7.23	-8.43	-9.63	-10.83	-12.03	-13.23	-14.43	-15.63	-16.83	-18.03	-19.23	-20.43	-21.63	-22.83	-24.03	-25.23	-26.43	35.30



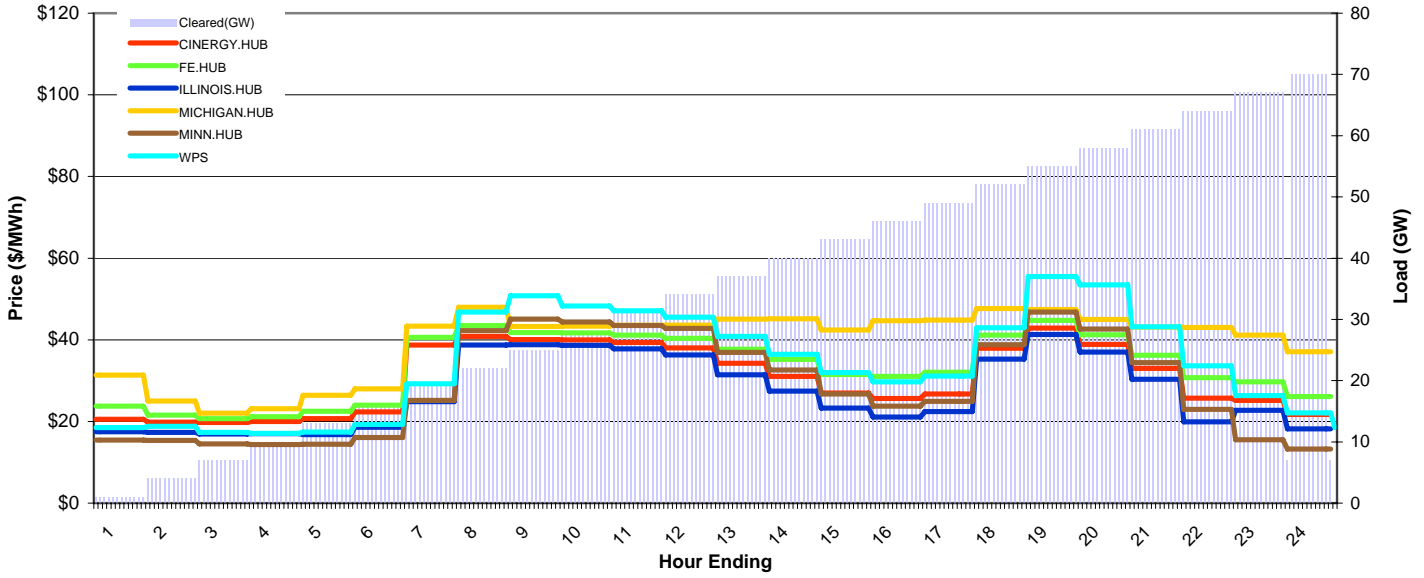
MISO Daily Report

Delivery Day: Thursday, November 5, 2009

Price Color Codes: <=0 >=100 >=200

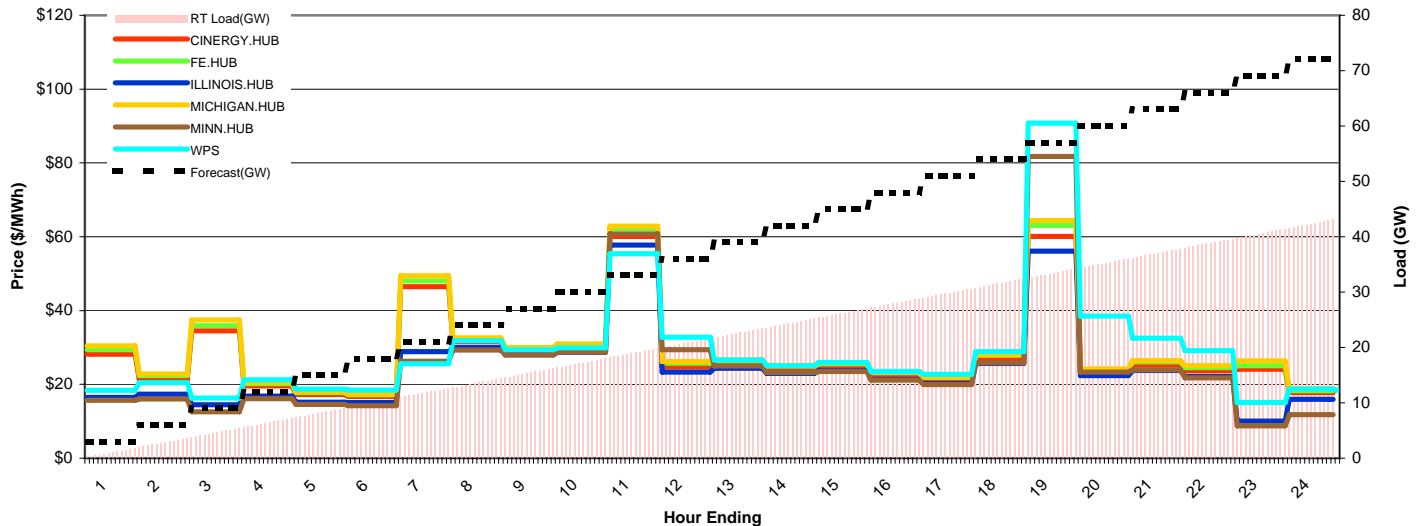
Day-Ahead Prices and Cleared Load

	HE1	HE2	HE3	HE4	HE5	HE6	HE7	HE8	HE9	HE10	HE11	HE12	HE13	HE14	HE15	HE16	HE17	HE18	HE19	HE20	HE21	HE22	HE23	HE24
CINERGY.HUB	20.50	19.84	19.76	19.99	20.68	22.35	38.69	40.83	40.05	40.00	39.33	38.00	34.28	31.00	27.00	25.61	26.75	37.92	42.88	38.91	33.01	25.67	25.14	21.75
FE.HUB	23.71	21.52	20.66	21.14	22.47	24.02	40.63	43.47	41.75	41.68	41.16	40.38	37.70	35.21	31.48	31.01	32.02	41.13	44.75	41.21	36.24	30.73	29.73	26.10
ILLINOIS.HUB	17.48	17.30	16.92	16.97	16.80	18.61	24.87	38.75	38.76	38.67	37.81	36.26	31.43	27.47	23.27	21.12	22.44	35.31	41.34	36.98	30.30	19.92	22.73	18.16
MICHIGAN.HUB	31.32	25.00	22.03	23.15	26.41	27.96	43.36	47.98	43.30	43.38	43.57	43.59	45.05	45.15	42.40	44.70	44.83	47.62	47.41	45.00	43.09	43.05	41.12	37.04
MINN.HUB	15.43	15.33	14.47	14.38	14.43	16.10	25.19	42.27	45.10	44.40	43.53	42.77	36.89	32.59	26.73	23.75	24.95	38.82	46.77	42.65	34.42	23.00	15.55	13.21
WPS	18.49	18.81	17.29	17.08	17.39	19.26	29.25	46.82	50.79	48.28	47.09	45.55	40.81	36.45	32.00	29.74	31.10	42.97	55.50	53.47	43.19	33.62	26.37	22.14
Cleared(GW)	1.0	4.0	7.0	10.0	13.0	16.0	19.0	22.0	25.0	28.0	31.0	34.0	37.0	40.0	43.0	46.0	49.0	52.0	55.0	58.0	61.0	64.0	67.0	7.0



Preliminary Real-Time Prices with Forecasted and Actual System Load

	HE1	HE2	HE3	HE4	HE5	HE6	HE7	HE8	HE9	HE10	HE11	HE12	HE13	HE14	HE15	HE16	HE17	HE18	HE19	HE20	HE21	HE22	HE23	HE24
CINERGY.HUB	28.22	21.21	34.47	19.62	17.27	16.71	46.45	31.54	29.07	29.82	60.08	24.70	25.35	23.95	24.64	22.21	21.01	26.76	60.12	23.19	25.23	23.71	24.07	17.76
FE.HUB	29.37	22.40	35.87	20.23	17.76	17.17	48.07	32.41	29.89	30.77	62.28	25.76	26.32	24.93	25.61	23.12	21.87	27.92	63.05	24.00	26.13	24.51	25.10	18.30
ILLINOIS.HUB	16.46	17.38	14.51	16.84	15.16	15.09	28.84	30.02	27.99	28.74	57.76	23.31	24.36	22.99	23.65	21.32	20.16	25.69	56.06	22.39	23.72	22.15	10.06	15.93
MICHIGAN.HUB	30.44	22.81	37.42	20.53	18.03	17.36	49.42	32.60	29.97	30.96	62.82	26.16	26.60	25.12	25.85	23.29	21.95	28.01	64.40	24.23	26.46	25.02	26.38	18.81
MINN.HUB	15.68	16.06	12.60	16.09	14.58	14.19	26.25	29.27	28.04	28.79	60.74	29.41	24.99	23.23	23.52	21.14	19.96	25.80	81.78	23.34	23.92	21.77	8.74	11.77
WPS	18.40	20.43	16.33	21.28	18.75	18.49	25.61	31.83	29.35	29.95	55.36	32.76	26.58	25.09	25.90	23.47	22.72	28.89	90.75	38.49	32.53	29.10	15.05	18.72
Forecasted(GW)	3.0	6.0	9.0	12.0	15.0	18.0	21.0	24.0	27.0	30.0	33.0	36.0	39.0	42.0	45.0	48.0	51.0	54.0	57.0	60.0	63.0	66.0	69.0	72.0
(RT) - (DA Load)	-0.02	-1.23	-2.43	-3.63	-4.83	-6.03	-7.23	-8.43	-9.63	-10.83	-12.03	-13.23	-14.43	-15.63	-16.83	-18.03	-19.23	-20.43	-21.63	-22.83	-24.03	-25.23	-26.43	35.30



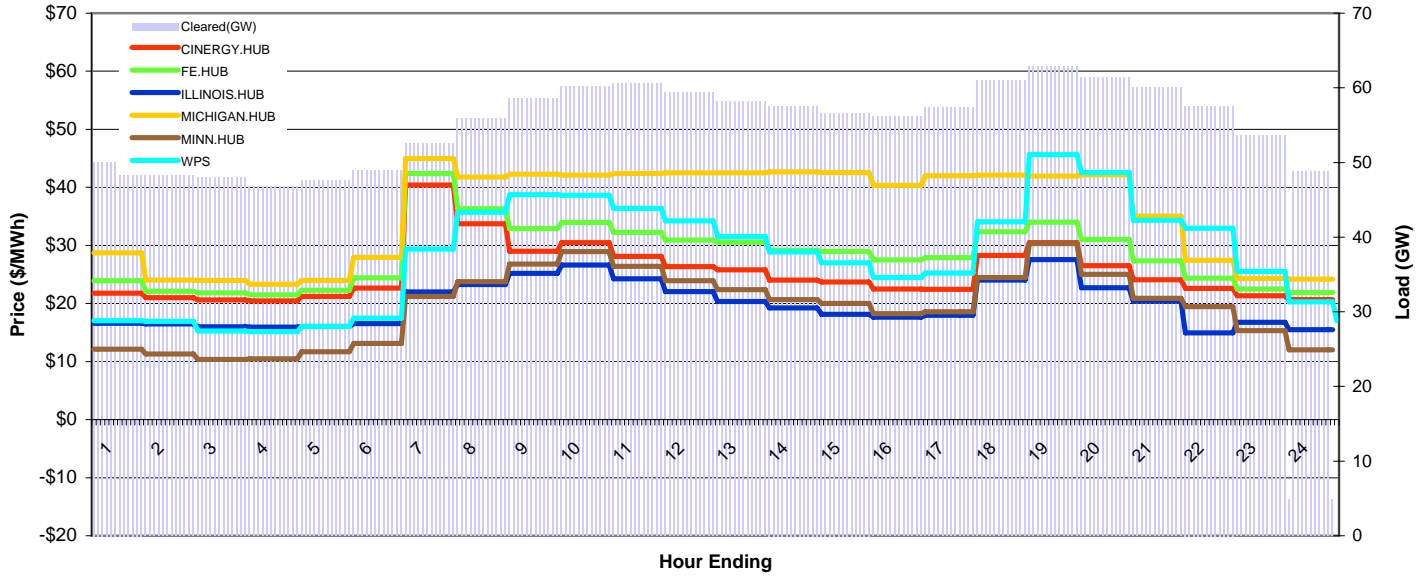
MISO Daily Report

Delivery Day: Friday, November 6, 2009

Price Color Codes: ≤0 ≥100 ≥200

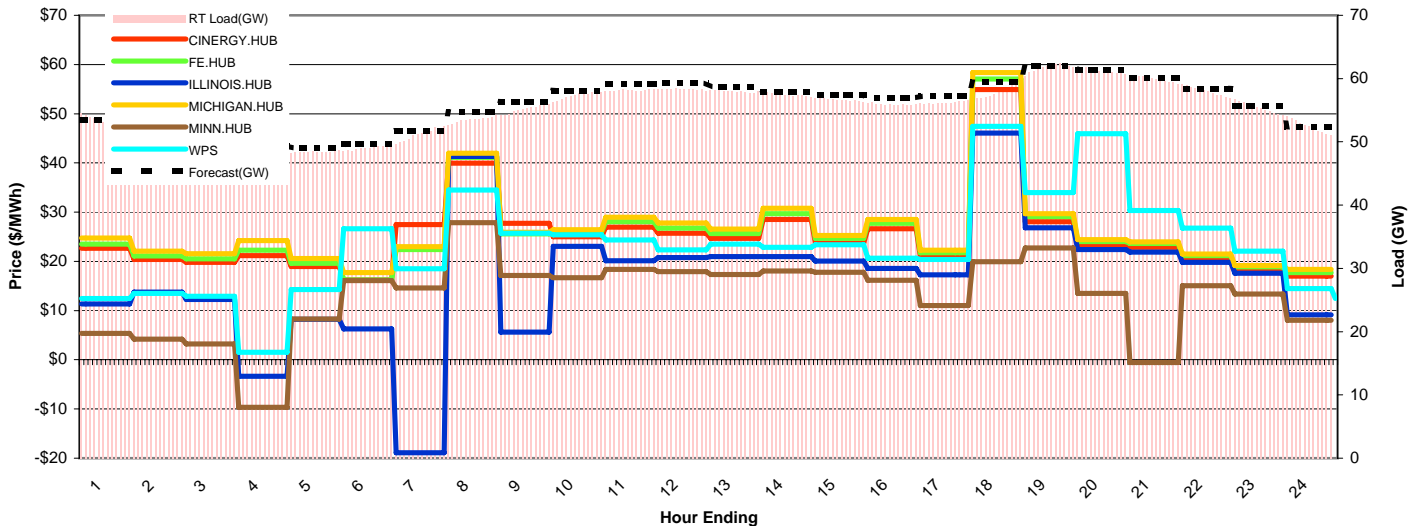
Day-Ahead Prices and Cleared Load

	HE1	HE2	HE3	HE4	HE5	HE6	HE7	HE8	HE9	HE10	HE11	HE12	HE13	HE14	HE15	HE16	HE17	HE18	HE19	HE20	HE21	HE22	HE23	HE24
CINERGY.HUB	21.80	21.01	20.62	20.46	21.24	22.66	40.39	33.76	29.01	30.46	28.09	26.35	25.81	24.04	23.70	22.48	22.43	28.30	30.48	26.51	24.11	22.63	21.34	20.66
FE.HUB	23.93	22.13	21.82	21.52	22.29	24.41	42.40	36.30	32.93	33.98	32.23	30.94	30.52	29.18	28.95	27.52	27.89	32.38	34.02	31.06	27.34	24.37	22.49	21.91
ILLINOIS.HUB	16.57	16.50	15.98	15.96	16.04	16.53	21.99	23.25	25.18	26.64	24.23	22.06	20.33	19.26	18.14	17.62	18.00	24.06	27.54	22.74	20.39	14.93	16.76	15.50
MICHIGAN.HUB	28.72	24.04	23.98	23.30	23.96	27.96	44.96	41.77	42.29	42.14	42.39	42.52	42.49	42.67	42.58	40.36	42.00	42.12	41.92	42.17	35.04	27.43	24.30	24.18
MINN.HUB	12.12	11.33	10.37	10.50	11.69	13.13	21.22	23.78	26.81	28.96	26.38	23.94	22.40	20.70	20.02	18.23	18.56	24.47	30.30	25.05	20.87	19.46	15.31	12.00
WPS	17.05	16.93	15.26	15.16	16.04	17.48	29.36	35.73	38.77	38.64	36.38	34.24	31.53	28.90	27.03	24.50	25.25	34.06	45.64	42.57	34.36	32.99	25.50	20.27
Cleared(GW)	50.1	49.1	48.0	46.8	47.5	48.9	52.6	55.9	58.6	60.2	60.6	59.4	58.2	57.6	56.6	56.1	57.4	61.0	62.9	61.4	60.0	57.6	53.6	4.9



Preliminary Real-Time Prices with Forecasted and Actual System Load

	HE1	HE2	HE3	HE4	HE5	HE6	HE7	HE8	HE9	HE10	HE11	HE12	HE13	HE14	HE15	HE16	HE17	HE18	HE19	HE20	HE21	HE22	HE23	HE24
CINERGY.HUB	22.67	20.41	19.80	21.14	18.96	16.24	27.44	39.95	27.74	24.99	26.94	25.73	24.67	28.53	23.70	26.62	20.94	54.93	28.05	23.19	22.86	20.41	18.18	17.01
FE.HUB	23.51	21.09	20.50	22.25	19.63	16.20	22.39	41.14	25.58	25.97	28.03	26.78	25.65	29.67	24.69	27.71	21.76	57.09	29.08	24.03	23.65	21.14	18.86	17.73
ILLINOIS.HUB	11.37	13.75	12.25	-3.37	8.20	6.26	-18.89	41.33	5.64	23.06	20.13	20.78	20.97	21.00	20.03	18.54	17.27	46.05	26.83	22.38	21.87	19.77	17.56	9.16
MICHIGAN.HUB	24.77	22.09	21.54	24.24	20.58	17.73	22.96	41.95	25.93	26.46	28.96	27.77	26.55	30.80	25.25	28.54	22.30	58.34	29.66	24.40	23.93	21.52	19.14	18.38
MINN.HUB	5.35	4.16	3.23	-9.64	8.32	16.12	14.60	27.86	17.10	16.70	18.39	17.92	17.32	18.07	17.76	16.16	11.01	19.90	22.73	13.47	-0.55	15.06	13.35	8.05
WPS	12.42	13.47	12.87	1.53	14.27	26.65	18.47	34.48	25.73	25.36	24.35	22.31	23.52	22.84	23.37	20.64	20.38	47.40	33.98	45.96	30.30	26.73	22.07	14.47
Forecasted(GW)	53.5	51.5	50.1	49.4	49.1	49.6	51.8	54.7	56.4	58.1	59.2	59.3	58.7	57.9	57.4	56.9	57.2	59.4	62.0	61.4	60.1	58.4	55.7	52.4
(RT) - (DA Load)	2.98	1.66	1.27	1.75	0.90	0.21	-1.36	-2.37	-3.40	-2.91	-2.41	-1.02	-0.20	-0.09	0.02	-0.17	-1.15	-3.01	-1.14	-0.04	-0.04	0.45	1.84	47.59



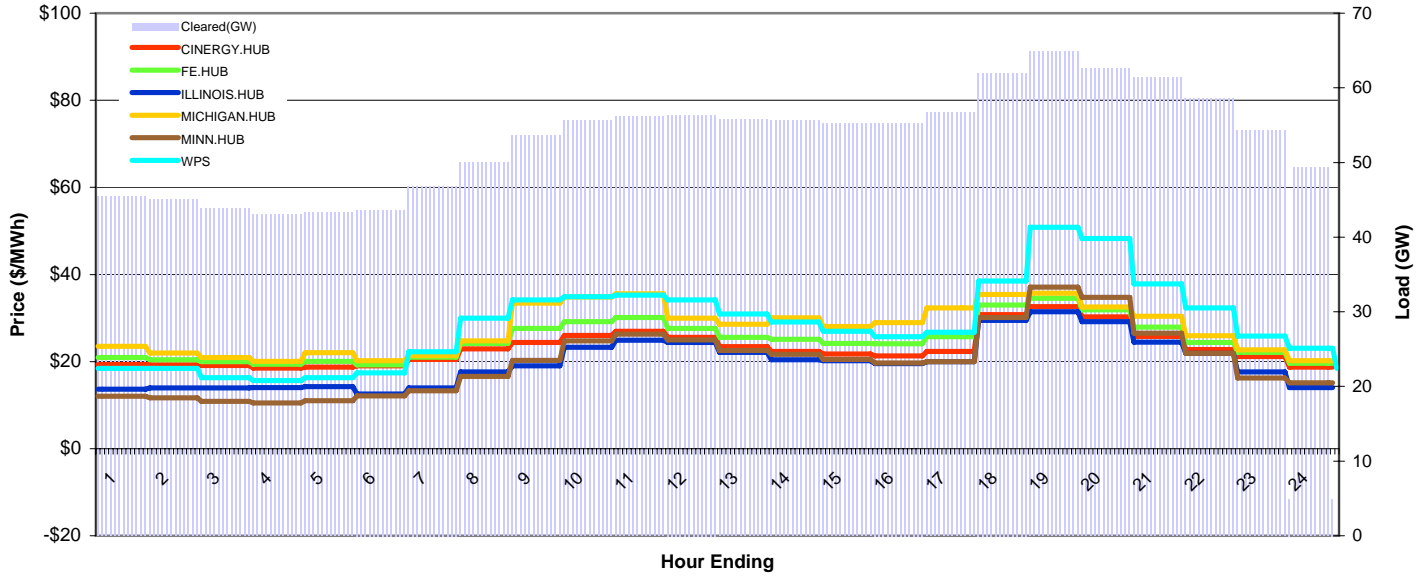
MISO Daily Report

Delivery Day: Saturday, November 7, 2009

Price Color Codes: <=0 >=100 >=200

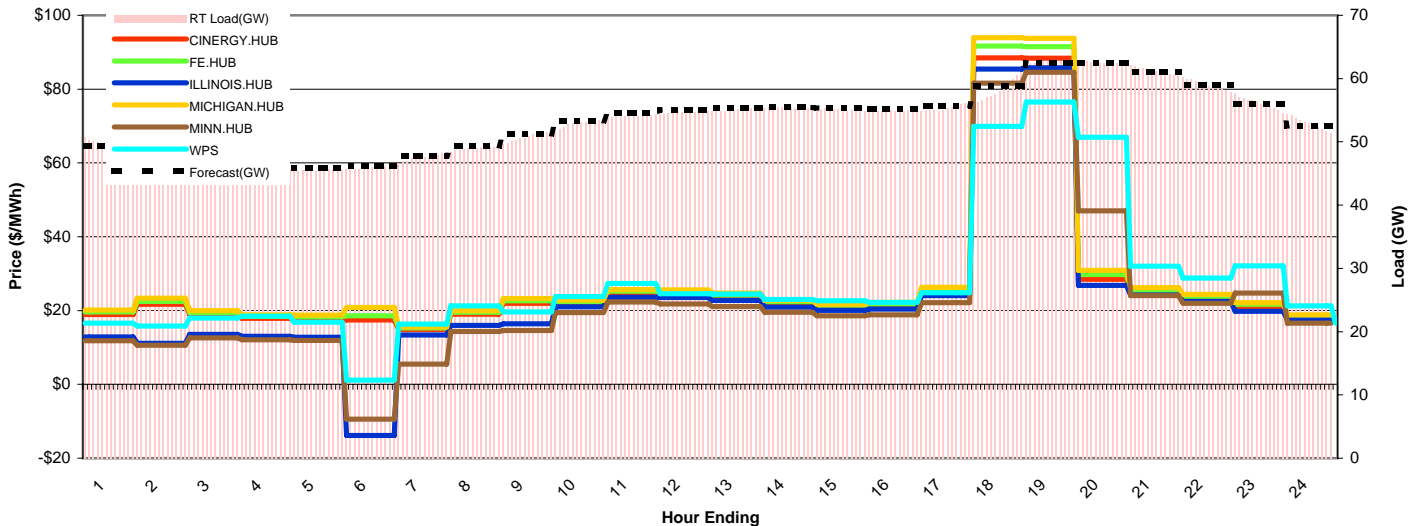
Day-Ahead Prices and Cleared Load

	HE1	HE2	HE3	HE4	HE5	HE6	HE7	HE8	HE9	HE10	HE11	HE12	HE13	HE14	HE15	HE16	HE17	HE18	HE19	HE20	HE21	HE22	HE23	HE24
CINERGY.HUB	19.32	19.21	19.06	18.53	18.73	19.01	20.51	22.91	24.40	26.00	26.99	25.59	23.44	22.31	21.72	21.33	22.31	30.76	32.58	30.24	25.78	22.80	21.13	18.76
FE.HUB	20.90	20.42	20.01	19.38	20.03	19.24	20.98	24.14	27.61	29.14	30.14	27.61	25.57	25.11	24.13	24.06	25.69	33.01	34.53	31.90	27.92	24.41	22.08	19.62
ILLINOIS.HUB	13.67	13.96	13.97	14.02	14.24	12.56	13.98	17.61	19.02	23.30	24.91	24.42	22.14	20.43	20.16	19.52	19.98	29.47	31.47	29.14	24.49	21.92	17.64	14.00
MICHIGAN.HUB	23.49	21.97	20.91	20.07	22.00	20.22	21.35	24.78	33.39	34.80	35.59	30.00	28.57	30.01	28.06	28.94	32.29	35.39	35.67	32.54	30.42	25.96	22.71	20.21
MINN.HUB	12.01	11.67	10.87	10.49	11.00	12.12	13.30	16.57	20.25	24.73	26.27	24.94	22.54	21.63	20.47	19.66	19.95	30.09	37.09	34.74	26.50	21.91	16.24	15.11
WPS	18.41	18.46	16.32	15.66	16.28	17.40	22.27	29.95	34.18	34.86	35.26	34.13	30.89	29.11	26.94	25.74	26.70	38.47	50.82	48.26	37.81	32.29	25.83	23.09
Cleared(GW)	45.4	45.1	43.8	43.0	43.3	43.6	46.8	50.0	53.7	55.7	56.1	56.4	55.8	55.7	55.2	55.3	56.7	62.0	64.8	62.6	61.4	58.6	54.3	4.9



Preliminary Real-Time Prices with Forecasted and Actual System Load

	HE1	HE2	HE3	HE4	HE5	HE6	HE7	HE8	HE9	HE10	HE11	HE12	HE13	HE14	HE15	HE16	HE17	HE18	HE19	HE20	HE21	HE22	HE23	HE24
CINERGY.HUB	18.92	21.70	18.89	17.90	17.75	17.50	14.86	19.00	21.95	21.82	24.53	24.33	23.51	21.69	20.77	21.16	24.93	88.44	88.35	28.49	24.76	23.05	20.81	17.97
FE.HUB	19.59	22.48	19.45	18.45	18.33	18.55	15.31	19.56	22.64	22.42	25.23	25.07	24.25	22.37	21.42	21.83	25.78	91.67	91.48	29.79	25.56	23.83	21.72	18.58
ILLINOIS.HUB	12.85	11.13	13.53	13.05	12.81	-13.82	13.38	15.97	16.38	21.02	23.65	23.53	22.76	20.96	20.04	20.42	24.01	85.41	85.76	26.82	24.21	22.47	19.81	17.46
MICHIGAN.HUB	20.16	23.35	19.96	18.87	18.73	20.88	15.56	19.98	23.28	22.79	25.72	25.61	24.74	22.73	21.71	22.20	26.26	93.90	93.76	30.92	26.21	24.41	22.11	18.86
MINN.HUB	11.81	10.57	12.58	12.08	11.87	-9.41	5.47	14.32	14.60	19.46	22.28	21.78	21.06	19.51	18.62	18.81	22.11	81.63	84.53	47.02	24.08	21.99	24.78	16.62
WPS	16.59	15.82	17.96	18.46	16.81	1.15	16.34	21.29	19.63	23.82	27.35	24.52	24.50	23.04	22.69	22.25	24.81	69.91	76.53	66.93	31.98	28.79	32.09	21.31
Forecasted(GW)	49.3	47.8	46.7	46.1	45.8	46.2	47.8	49.4	51.2	53.4	54.6	55.1	55.3	55.4	55.3	55.1	55.7	58.8	62.5	62.4	61.0	58.9	56.0	52.5
(RT) - (DA Load)	4.03	2.45	2.39	2.70	2.30	2.38	0.71	-1.02	-2.94	-2.77	-2.04	-1.73	-0.72	-0.25	-0.09	-0.37	-1.30	-3.73	-2.00	-0.01	-0.15	0.52	1.86	47.99



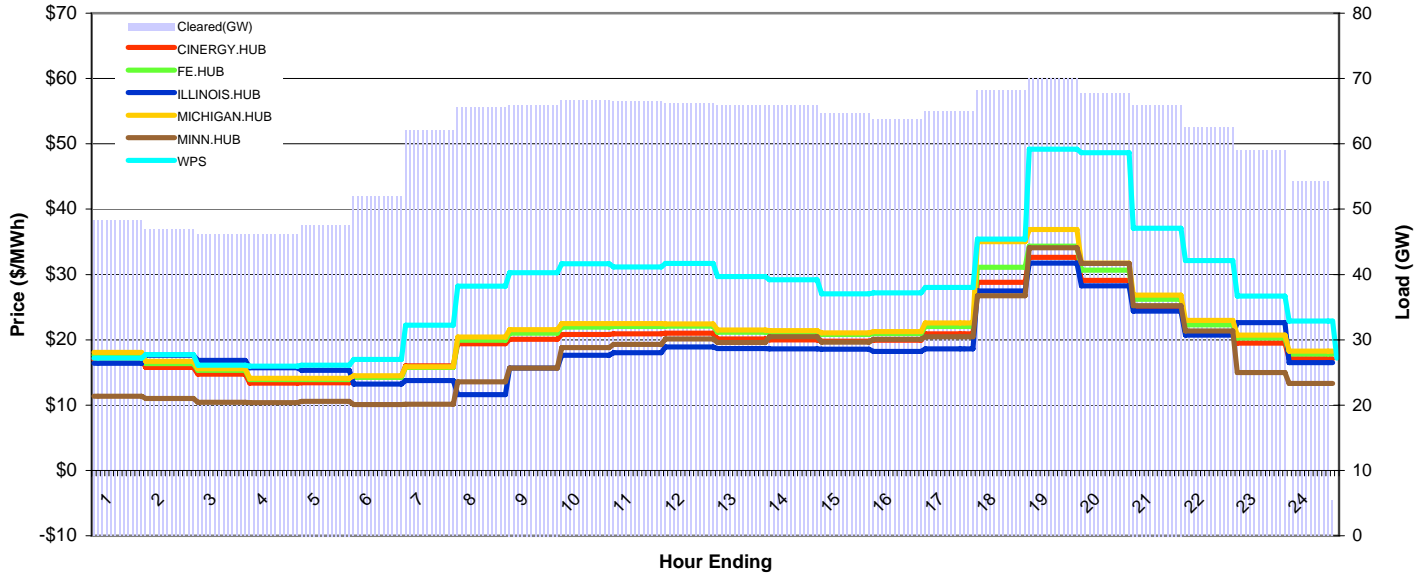
MISO Daily Report

Delivery Day: Sunday, November 8, 2009

Price Color Codes: <=0 >=100 >=200

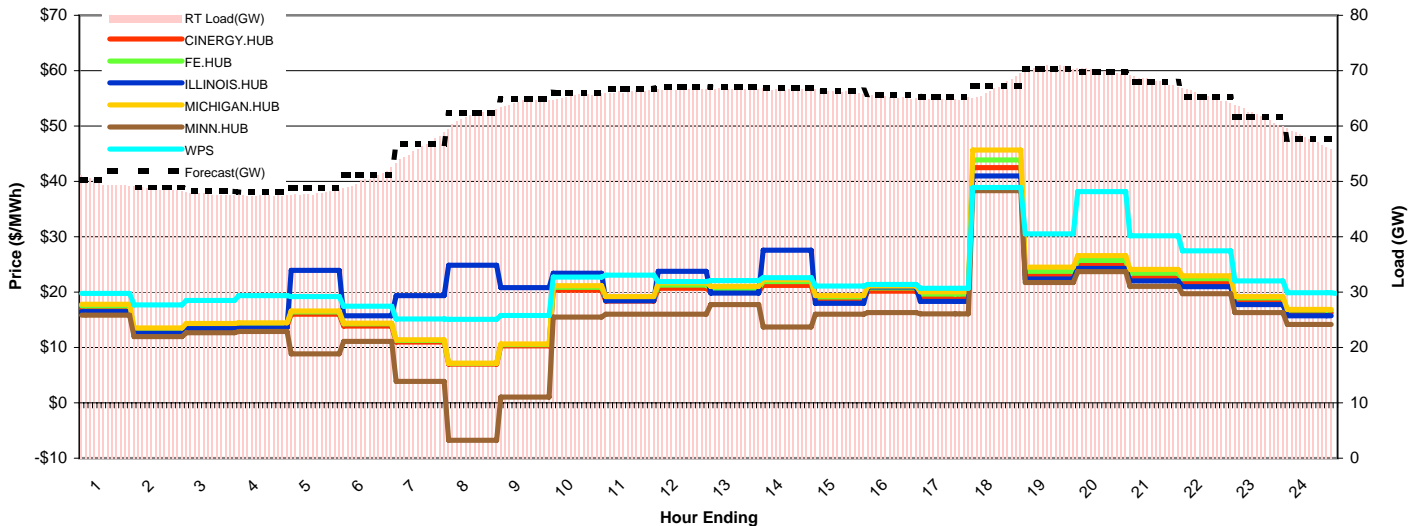
Day-Ahead Prices and Cleared Load

	HE1	HE2	HE3	HE4	HE5	HE6	HE7	HE8	HE9	HE10	HE11	HE12	HE13	HE14	HE15	HE16	HE17	HE18	HE19	HE20	HE21	HE22	HE23	HE24
CINERGY.HUB	16.92	15.77	14.75	13.39	13.40	14.34	16.01	19.37	20.06	20.82	20.91	20.99	20.14	20.00	19.80	19.91	20.93	28.81	32.62	29.10	24.97	21.20	19.51	17.09
FE.HUB	17.62	16.38	15.31	13.89	13.89	14.27	15.79	19.95	21.01	21.94	22.03	22.09	21.18	21.05	20.82	20.96	22.04	31.09	34.35	30.65	26.22	22.29	20.30	17.82
ILLINOIS.HUB	16.40	17.63	16.83	15.71	15.31	13.23	13.74	11.59	15.66	17.63	18.04	18.88	18.66	18.59	18.58	18.24	18.62	27.50	31.74	28.26	24.40	20.71	22.62	16.49
MICHIGAN.HUB	18.06	16.70	15.59	14.11	14.11	14.50	15.86	20.42	21.56	22.48	22.46	22.44	21.52	21.40	21.08	21.27	22.57	35.02	36.87	31.72	26.84	22.96	20.71	18.25
MINN.HUB	11.34	11.03	10.41	10.39	10.56	10.08	10.14	13.54	15.68	18.81	19.30	20.11	19.60	20.45	19.66	20.07	20.46	26.72	34.09	31.70	25.22	21.35	14.97	13.34
WPS	17.17	17.75	16.11	15.94	16.12	17.00	22.23	28.19	30.27	31.62	31.17	31.68	29.68	29.21	27.02	27.18	28.01	35.43	49.20	48.65	37.06	32.13	26.69	22.87
Cleared(GW)	48.2	46.9	46.2	46.1	47.6	51.9	62.0	65.5	65.9	66.6	66.5	66.2	65.9	65.9	64.6	63.7	65.0	68.2	70.0	67.6	65.9	62.5	59.1	5.4



Preliminary Real-Time Prices with Forecasted and Actual System Load

	HE1	HE2	HE3	HE4	HE5	HE6	HE7	HE8	HE9	HE10	HE11	HE12	HE13	HE14	HE15	HE16	HE17	HE18	HE19	HE20	HE21	HE22	HE23	HE24
CINERGY.HUB	17.01	12.99	13.81	13.89	16.03	13.86	10.99	7.02	10.28	20.32	18.38	20.69	20.03	21.22	18.50	20.18	19.13	42.51	23.06	25.02	22.74	21.72	18.39	16.22
FE.HUB	17.53	13.36	14.19	14.28	16.44	14.25	11.25	7.09	10.51	20.86	18.91	21.28	20.66	21.89	19.13	20.78	19.67	43.86	23.75	25.73	23.43	22.41	18.98	16.74
ILLINOIS.HUB	16.49	12.63	13.41	13.50	23.95	15.72	19.36	24.87	20.83	23.42	18.45	23.77	19.83	27.57	17.95	20.92	18.32	41.00	22.36	24.28	22.00	20.99	17.77	15.70
MICHIGAN.HUB	17.78	13.51	14.36	14.43	16.59	14.41	11.39	7.18	10.64	21.15	19.20	21.65	21.02	22.24	19.39	21.07	20.06	45.64	24.51	26.57	24.13	22.96	19.18	16.86
MINN.HUB	15.81	11.96	12.67	12.90	8.82	11.09	3.85	-6.75	1.04	15.47	16.02	16.01	17.73	13.72	16.03	16.31	16.09	38.34	21.76	23.69	21.03	19.70	16.31	14.19
WPS	19.78	17.71	18.49	19.37	19.21	17.45	15.15	15.07	15.78	22.72	23.06	21.91	22.09	22.62	21.11	21.39	20.67	38.91	30.54	38.16	30.20	27.48	22.05	19.88
Forecasted(GW)	50.2	49.0	48.2	48.0	48.8	51.2	56.8	62.3	64.8	66.0	66.8	67.0	67.0	66.8	66.4	65.6	65.3	67.2	70.2	69.7	68.0	65.3	61.5	57.6
(RT) - (DA Load)	1.81	1.74	1.58	1.31	0.35	-1.47	-5.93	-3.77	-1.63	-1.11	-0.25	0.47	0.84	0.77	1.66	1.64	-0.08	-1.09	0.56	2.34	2.32	3.03	2.87	52.31



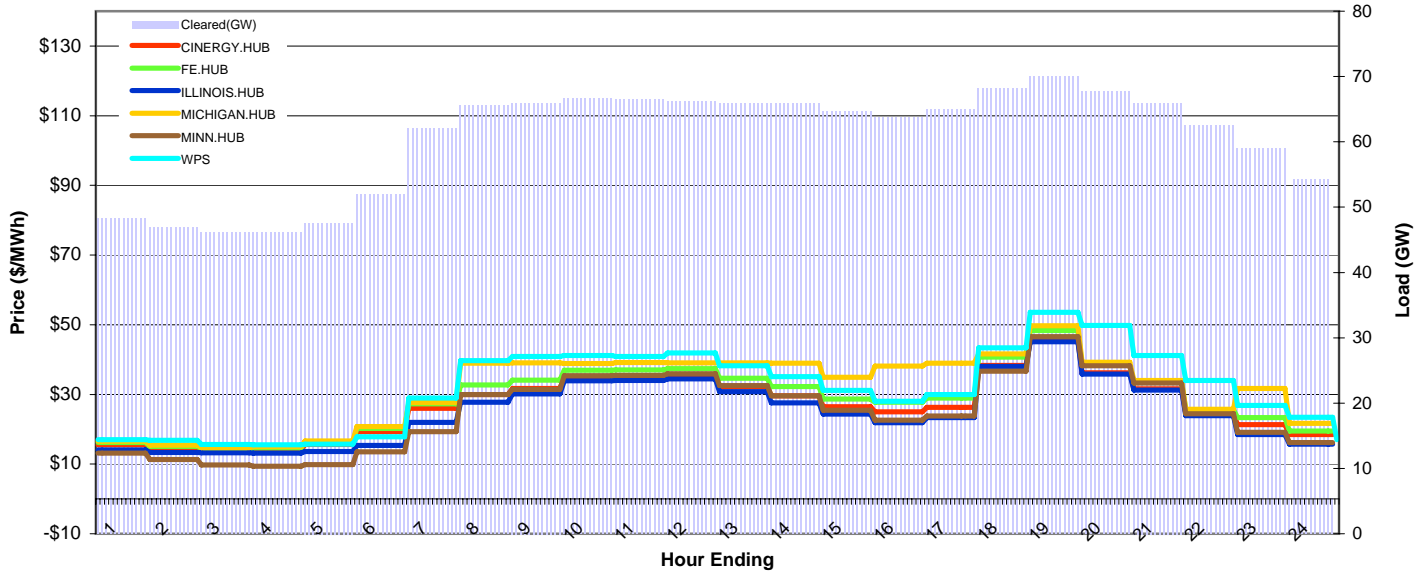
MISO Daily Report

Delivery Day: Monday, November 9, 2009

Price Color Codes: ≤0 ≥100 ≥200

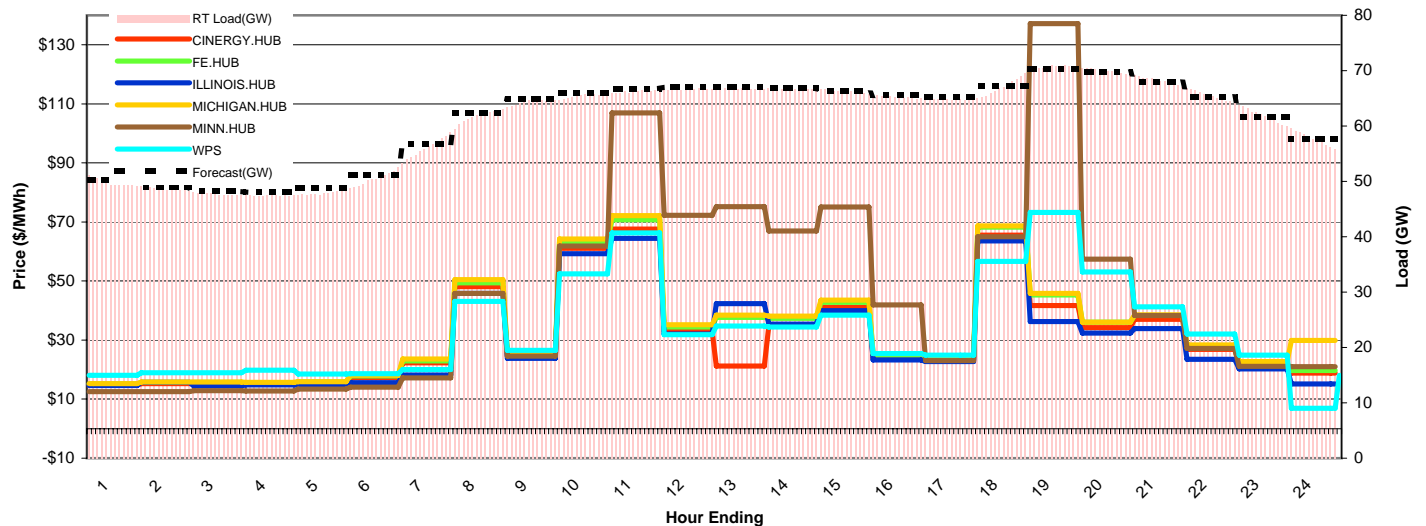
Day-Ahead Prices and Cleared Load

	HE1	HE2	HE3	HE4	HE5	HE6	HE7	HE8	HE9	HE10	HE11	HE12	HE13	HE14	HE15	HE16	HE17	HE18	HE19	HE20	HE21	HE22	HE23	HE24
CINERGY.HUB	15.56	14.54	13.89	14.08	15.59	19.34	26.00	29.95	31.73	34.85	34.71	34.96	32.12	29.63	26.47	24.97	26.29	38.32	45.48	36.19	31.62	24.45	21.34	18.43
FE.HUB	16.18	15.11	14.42	14.62	16.22	20.18	27.30	32.67	34.08	36.96	37.05	37.37	34.61	32.22	28.70	27.71	28.99	40.71	48.36	38.44	33.49	25.65	23.36	19.44
ILLINOIS.HUB	14.08	13.34	13.26	13.13	13.63	15.39	22.01	27.79	30.11	33.95	34.01	34.42	30.75	27.55	24.36	21.84	23.32	38.00	45.11	35.80	31.21	23.94	18.48	15.71
MICHIGAN.HUB	16.52	15.44	14.73	14.94	16.64	20.75	27.64	38.94	39.04	38.88	39.11	39.05	39.06	38.93	34.95	38.11	38.93	41.60	49.69	39.24	33.99	25.77	31.66	21.71
MINN.HUB	13.17	11.28	9.79	9.41	9.86	13.52	19.28	30.00	31.43	35.36	35.45	35.97	32.49	29.55	25.46	22.64	23.78	36.66	46.57	38.27	33.22	24.40	19.14	16.20
WPS	17.04	16.82	15.67	15.51	15.74	17.86	28.91	39.73	40.92	41.19	40.89	41.89	38.26	35.12	31.14	28.04	29.98	43.34	53.58	49.76	41.19	33.99	26.85	23.42
Cleared(GW)	48.2	46.9	46.2	46.1	47.6	51.9	62.0	65.5	65.9	66.6	66.5	66.2	65.9	65.9	64.6	63.7	65.0	68.2	70.0	67.6	65.9	62.5	59.1	5.4



Preliminary Real-Time Prices with Forecasted and Actual System Load

	HE1	HE2	HE3	HE4	HE5	HE6	HE7	HE8	HE9	HE10	HE11	HE12	HE13	HE14	HE15	HE16	HE17	HE18	HE19	HE20	HE21	HE22	HE23	HE24
CINERGY.HUB	14.72	15.28	15.22	15.21	15.38	17.36	22.33	48.12	24.58	61.06	67.61	32.94	21.19	34.78	41.02	23.89	23.41	65.50	41.67	34.27	36.99	26.81	21.51	18.82
FE.HUB	15.15	15.70	15.64	15.61	15.80	17.83	22.99	49.39	25.36	63.28	70.72	34.39	37.73	37.38	42.75	24.90	24.34	68.28	45.30	36.06	38.32	27.67	22.19	19.66
ILLINOIS.HUB	14.57	15.69	14.49	14.80	14.67	15.55	18.16	45.80	23.81	59.27	64.46	32.01	42.34	35.38	40.01	23.24	22.78	63.64	36.23	32.41	33.87	23.45	20.20	15.14
MICHIGAN.HUB	15.23	15.76	15.76	15.73	15.85	18.03	23.56	50.53	25.77	64.26	72.14	35.21	48.34	38.12	43.58	25.46	24.59	68.68	45.82	36.09	38.60	28.34	22.77	29.89
MINN.HUB	12.58	12.53	12.84	12.81	13.42	14.06	17.22	45.81	24.58	61.84	106.97	72.22	75.21	66.90	75.09	41.92	23.04	65.01	137.17	57.37	38.36	27.17	21.10	21.05
WPS	18.02	18.96	18.96	19.77	18.53	18.63	20.02	43.13	26.50	52.44	66.25	31.86	34.78	34.41	38.46	25.41	24.89	56.70	73.26	53.07	41.31	32.02	24.94	6.87
Forecasted(GW)	50.2	49.0	48.2	48.0	48.8	51.2	56.8	62.3	64.8	66.0	66.8	67.0	67.0	66.8	66.4	65.6	65.3	67.2	70.2	69.7	68.0	65.3	61.5	57.6
(RT) - (DA Load)	1.81	1.74	1.58	1.31	0.35	-1.47	-5.93	-3.77	-1.63	-1.11	-0.25	0.47	0.84	0.77	1.66	1.64	-0.08	-1.09	0.56	2.34	2.32	3.03	2.87	52.31



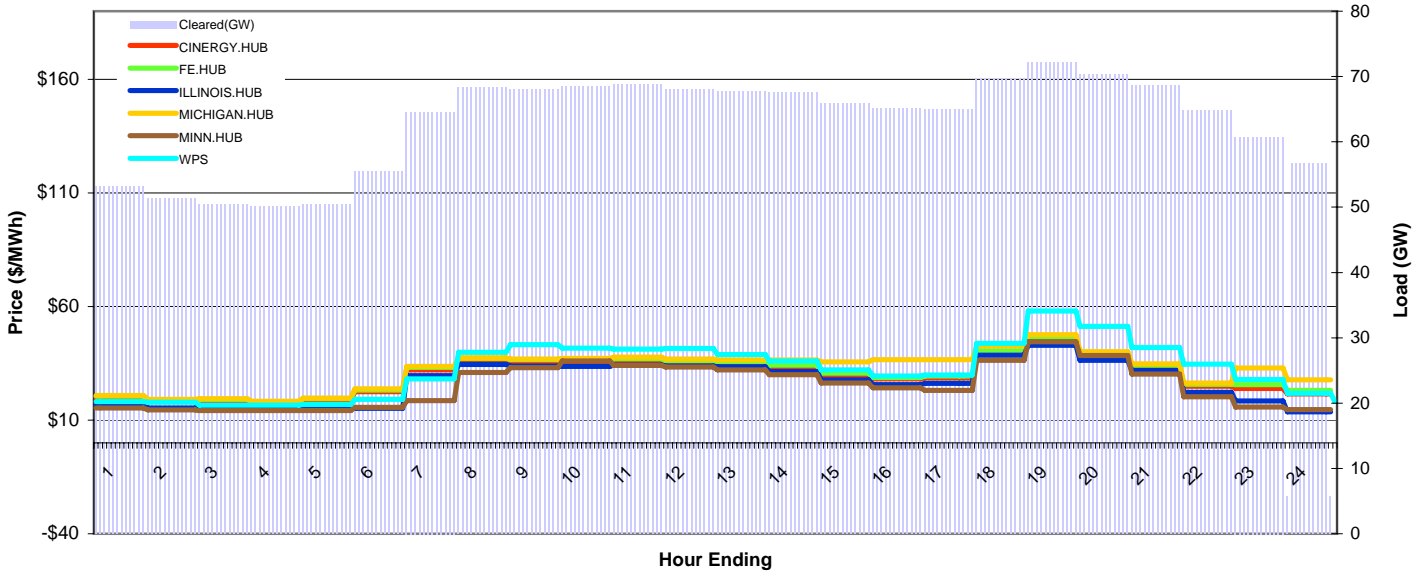
MISO Daily Report

Delivery Day: Tuesday, November 10, 2009

Price Color Codes: <=0 >=100 >=200

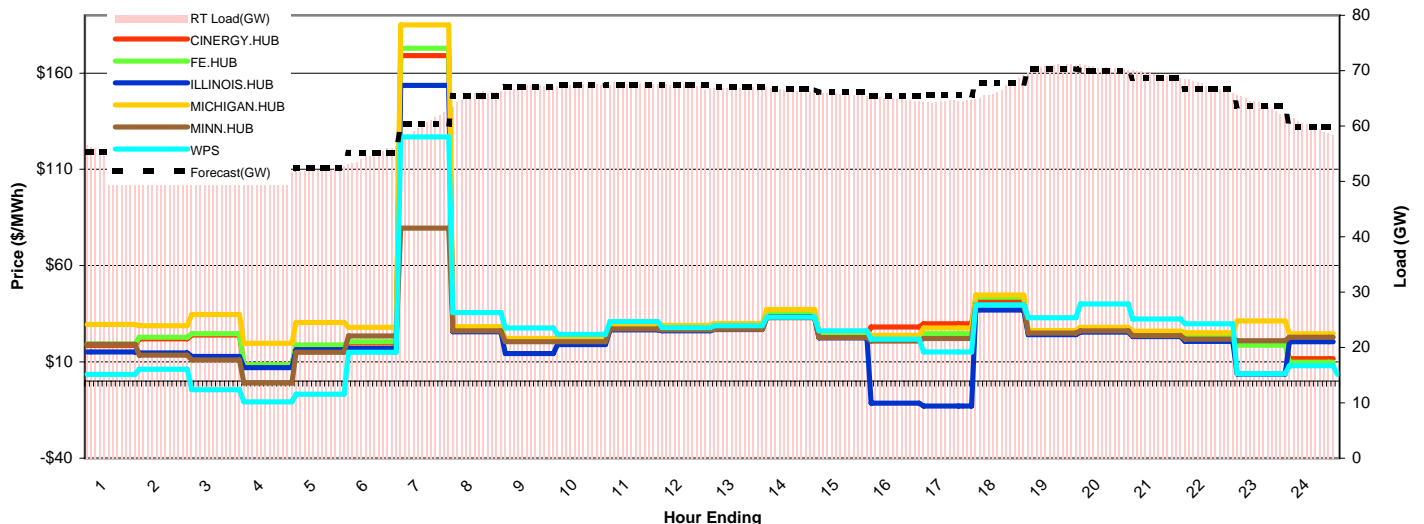
Day-Ahead Prices and Cleared Load

	HE1	HE2	HE3	HE4	HE5	HE6	HE7	HE8	HE9	HE10	HE11	HE12	HE13	HE14	HE15	HE16	HE17	HE18	HE19	HE20	HE21	HE22	HE23	HE24
CINERGY.HUB	19.99	18.43	18.63	17.59	18.91	22.51	32.13	35.85	35.20	35.08	35.69	35.25	34.83	33.10	29.72	28.12	28.66	40.22	44.88	37.98	33.19	24.97	23.97	21.53
FE.HUB	20.54	18.98	19.14	18.09	19.43	23.19	33.18	37.18	36.55	36.51	37.11	36.13	35.66	34.20	30.64	28.77	29.47	40.38	46.71	38.67	34.23	25.84	25.67	23.03
ILLINOIS.HUB	16.23	15.38	15.28	15.38	15.34	15.18	29.51	34.49	33.79	33.60	34.25	33.85	33.47	31.41	27.71	25.65	26.13	38.65	43.00	36.38	31.86	22.30	18.45	13.72
MICHIGAN.HUB	20.91	19.15	19.47	18.24	19.78	23.82	33.66	37.53	36.88	37.16	37.71	36.96	36.48	36.45	35.58	36.59	36.61	42.61	47.56	40.19	34.76	26.30	32.95	27.80
MINN.HUB	15.34	14.46	14.21	14.27	14.26	15.65	18.57	31.01	33.08	35.99	34.14	33.35	32.08	29.98	26.39	24.27	23.07	36.31	44.55	38.50	30.27	20.25	15.79	14.59
WPS	18.14	17.93	16.64	16.63	16.90	19.22	28.24	39.91	43.30	41.69	41.31	41.53	38.93	36.02	32.13	29.41	29.85	43.75	57.99	51.21	41.96	34.63	27.95	21.78
Cleared(GW)	53.2	51.4	50.4	50.1	50.4	55.5	64.6	68.3	68.0	68.4	68.8	68.0	67.8	67.5	65.9	65.1	64.9	69.7	72.2	70.3	68.6	64.8	60.7	5.7



Preliminary Real-Time Prices with Forecasted and Actual System Load

	HE1	HE2	HE3	HE4	HE5	HE6	HE7	HE8	HE9	HE10	HE11	HE12	HE13	HE14	HE15	HE16	HE17	HE18	HE19	HE20	HE21	HE22	HE23	HE24
CINERGY.HUB	18.54	22.03	23.91	8.36	18.30	19.76	169.12	26.66	21.90	21.56	28.04	27.19	28.01	34.72	24.19	28.16	29.86	42.43	24.92	26.43	24.59	23.46	20.35	11.63
FE.HUB	19.27	22.80	24.68	8.59	18.91	20.54	172.83	27.48	21.67	22.15	29.17	28.30	29.16	36.18	25.19	23.19	24.71	43.63	25.77	27.34	25.46	24.31	18.63	9.81
ILLINOIS.HUB	15.12	14.70	12.86	6.97	16.38	16.92	153.58	25.57	14.27	18.93	26.65	26.09	26.87	33.31	22.50	-11.36	-12.92	36.98	24.14	25.51	23.20	20.59	3.75	20.41
MICHIGAN.HUB	29.39	28.86	34.55	19.59	30.49	27.97	185.02	28.32	22.13	22.53	29.70	28.95	29.90	37.23	25.89	23.81	27.58	44.71	26.26	27.90	26.05	25.14	31.27	24.59
MINN.HUB	19.12	13.44	11.00	-0.87	14.95	23.48	79.45	26.11	20.43	20.48	27.14	26.57	26.90	32.93	22.71	20.84	22.09	39.74	24.98	26.17	23.57	21.74	21.01	22.80
WPS	3.51	6.24	-4.38	-10.82	-6.70	14.97	126.89	35.70	27.63	24.37	30.93	27.79	28.77	33.26	26.09	21.75	15.10	39.53	32.88	40.17	32.32	29.84	3.81	7.97
Forecasted(GW)	55.3	53.4	52.3	51.8	52.5	55.2	60.3	65.5	67.1	67.3	67.4	67.4	67.0	66.6	66.1	65.5	65.6	67.8	70.4	70.0	68.6	66.7	63.6	59.7
(RT) - (DA Load)	2.08	2.02	1.80	1.49	1.71	-0.79	-4.35	-2.81	-0.85	-0.95	-1.17	-0.70	-0.85	-0.99	-0.06	-0.15	-0.40	-2.99	-1.46	0.30	0.81	2.51	3.17	54.31



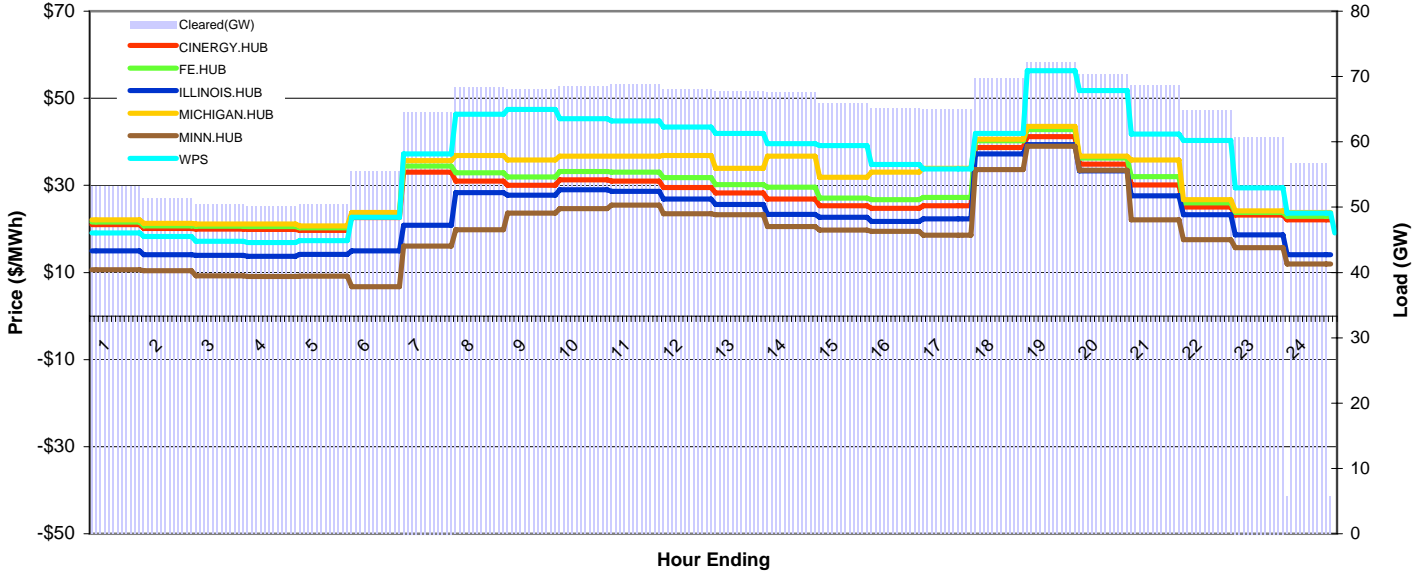
MISO Daily Report

Delivery Day: Wednesday, November 11, 2009

Price Color Codes: ≤0 ≥100 ≥200

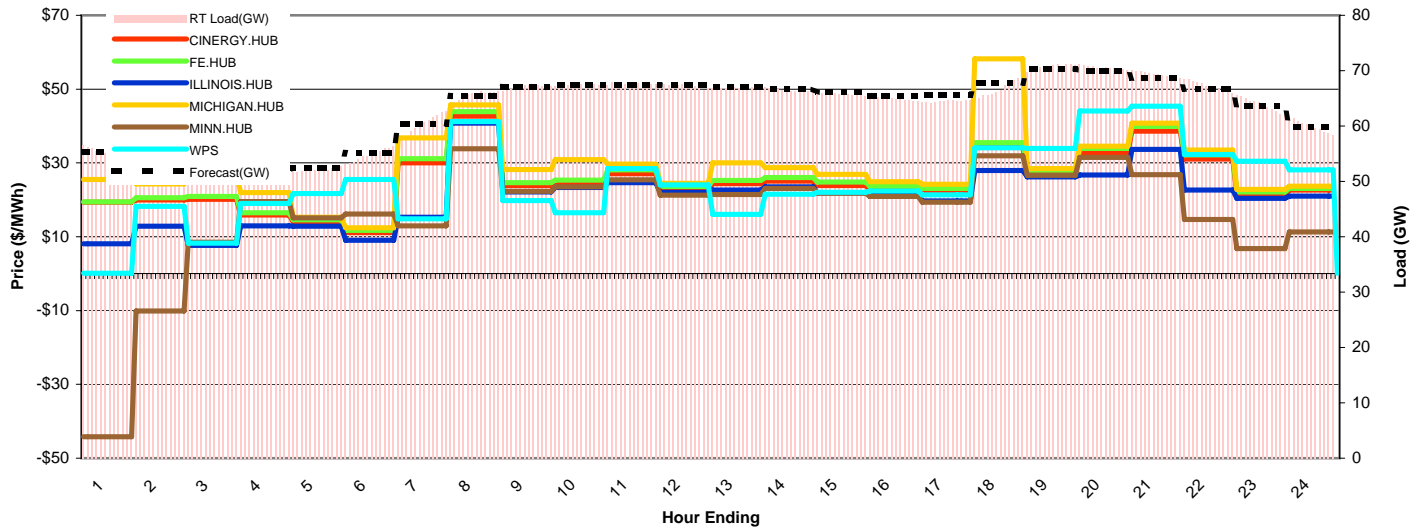
Day-Ahead Prices and Cleared Load

	HE1	HE2	HE3	HE4	HE5	HE6	HE7	HE8	HE9	HE10	HE11	HE12	HE13	HE14	HE15	HE16	HE17	HE18	HE19	HE20	HE21	HE22	HE23	HE24
CINERGY.HUB	21.00	20.09	19.99	19.92	19.64	22.60	33.03	31.00	30.00	31.26	31.00	29.53	28.24	26.89	25.33	24.73	25.35	38.72	41.16	34.85	30.10	25.00	23.16	22.08
FE.HUB	21.61	20.72	20.60	20.54	20.22	23.23	34.46	32.89	31.96	33.22	33.02	31.79	30.14	29.58	27.10	26.75	27.25	40.21	42.84	36.27	32.04	25.97	23.81	22.88
ILLINOIS.HUB	14.99	14.07	13.92	13.70	14.18	14.99	20.81	28.34	27.71	28.99	28.63	26.87	25.60	23.36	22.66	21.74	22.29	37.21	39.39	33.35	27.59	23.26	18.64	14.08
MICHIGAN.HUB	22.10	21.27	21.16	21.10	20.70	23.79	35.68	36.83	35.80	36.72	36.73	36.83	33.91	36.74	31.89	33.06	33.93	40.64	43.53	36.72	35.80	26.74	24.17	23.79
MINN.HUB	10.62	10.41	9.21	9.08	9.19	6.71	16.08	19.81	23.62	24.69	25.46	23.48	23.29	20.58	19.73	19.41	18.57	33.61	39.00	33.50	22.10	17.52	15.66	11.98
WPS	19.09	18.26	17.16	16.89	17.28	22.68	37.21	46.36	47.47	45.33	44.77	43.41	41.90	39.61	39.12	34.81	33.80	41.91	56.33	51.77	41.80	40.33	29.43	23.62
Cleared(GW)	53.2	51.4	50.4	50.1	50.4	55.5	64.6	68.3	68.0	68.4	68.8	68.0	67.8	67.5	65.9	65.1	64.9	69.7	72.2	70.3	68.6	64.8	60.7	5.7



Preliminary Real-Time Prices with Forecasted and Actual System Load

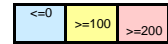
	HE1	HE2	HE3	HE4	HE5	HE6	HE7	HE8	HE9	HE10	HE11	HE12	HE13	HE14	HE15	HE16	HE17	HE18	HE19	HE20	HE21	HE22	HE23	HE24
CINERGY.HUB	19.36	20.01	20.14	15.86	14.09	11.17	30.06	42.68	23.86	24.45	27.11	22.80	24.36	25.06	23.88	22.84	22.31	34.19	27.12	32.76	38.65	31.09	21.50	22.66
FE.HUB	19.46	20.54	20.96	16.53	14.59	11.70	31.12	43.87	24.65	25.35	28.10	23.64	25.26	26.07	24.81	23.69	23.11	35.53	28.02	33.94	39.95	32.18	22.16	23.13
ILLINOIS.HUB	8.10	12.83	7.69	12.93	12.89	9.01	15.30	40.81	22.15	23.31	24.61	22.05	22.68	23.54	21.89	21.64	19.67	27.93	26.18	26.71	33.71	22.62	20.37	20.98
MICHIGAN.HUB	25.50	24.34	26.77	21.99	15.30	12.47	36.83	45.75	28.19	30.86	29.64	24.46	30.07	28.76	26.89	24.94	24.23	58.24	28.45	34.58	40.82	33.50	22.81	23.69
MINN.HUB	-44.21	-10.12	8.49	19.56	15.13	16.15	12.99	33.85	22.28	23.51	25.43	21.26	21.45	23.11	21.81	20.93	19.36	31.92	26.65	31.50	26.84	14.71	6.82	11.32
WPS	0.15	18.27	8.23	19.04	21.71	25.53	14.85	41.23	19.77	16.50	28.49	24.06	16.08	21.53	22.01	22.38	21.37	34.11	33.97	44.11	45.41	32.27	30.43	28.09
Forecasted(GW)	55.3	53.4	52.3	51.8	52.5	55.2	60.3	65.5	67.1	67.3	67.4	67.4	67.0	66.6	66.1	65.5	65.6	67.8	70.4	70.0	68.6	66.7	63.6	59.7
(RT) - (DA Load)	2.08	2.02	1.80	1.49	1.71	-0.79	-4.35	-2.81	-0.85	-0.95	-1.17	-0.70	-0.85	-0.99	-0.06	-0.15	-0.40	-2.99	-1.46	0.30	0.81	2.51	3.17	54.31



MISO Daily Report

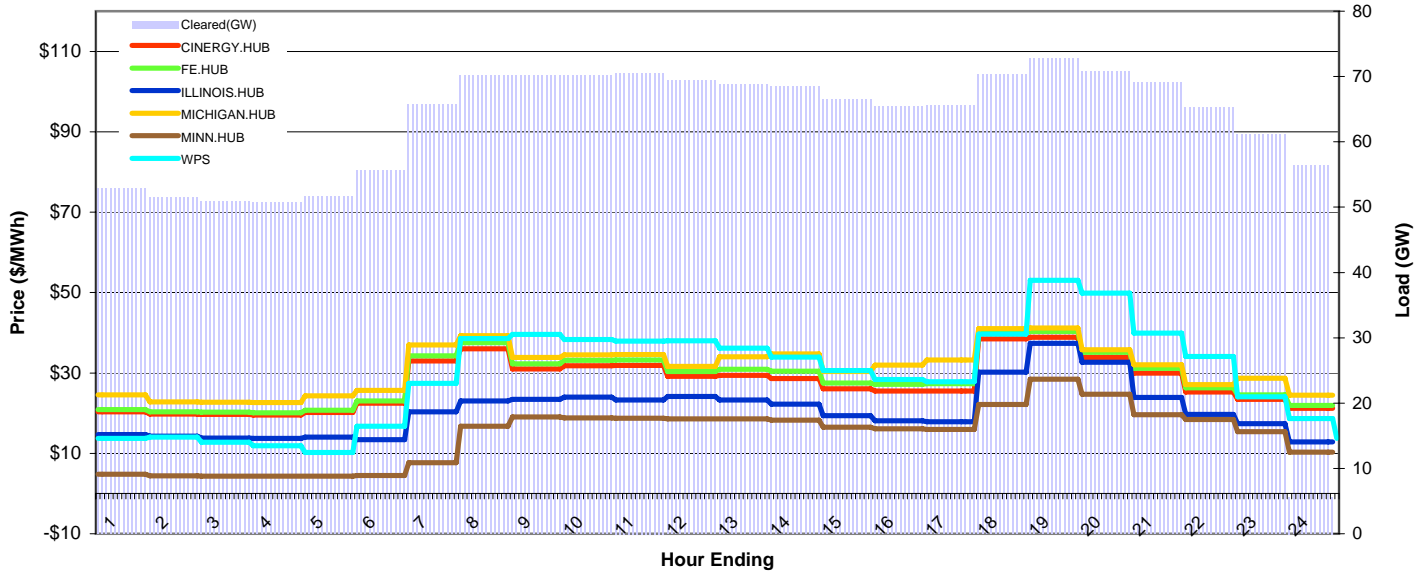
Delivery Day: Thursday, November 12, 2009

Price Color Codes:



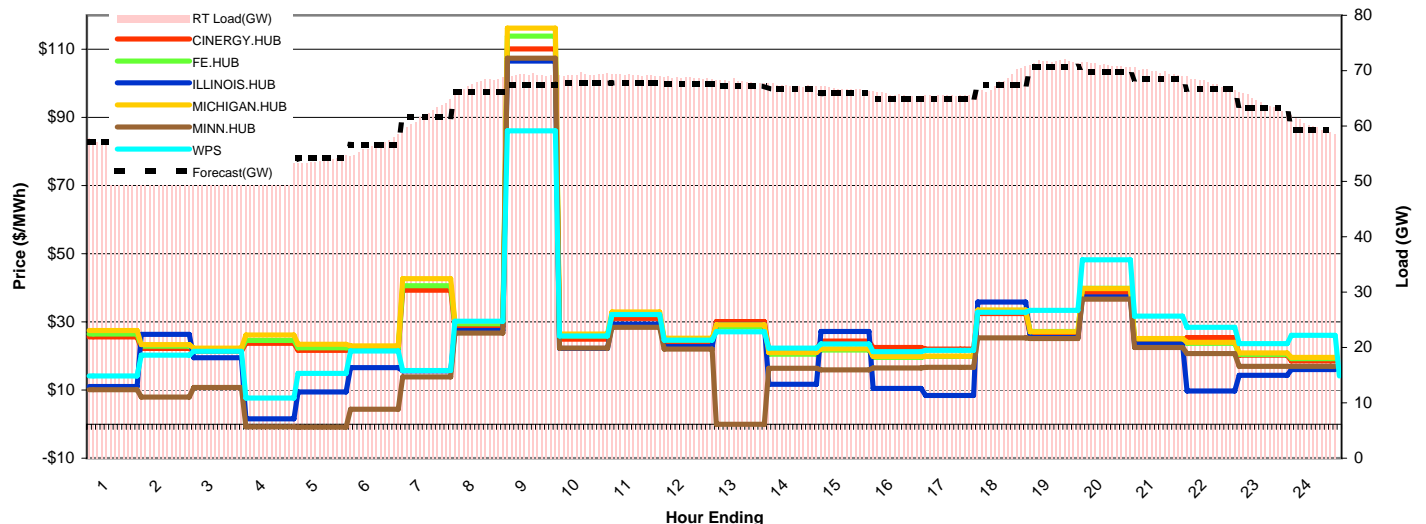
Day-Ahead Prices and Cleared Load

	HE1	HE2	HE3	HE4	HE5	HE6	HE7	HE8	HE9	HE10	HE11	HE12	HE13	HE14	HE15	HE16	HE17	HE18	HE19	HE20	HE21	HE22	HE23	HE24
CINERGY.HUB	20.32	19.75	19.73	19.53	20.17	22.46	33.00	36.00	30.98	31.79	31.86	29.16	29.37	28.63	26.10	25.48	25.53	38.45	38.88	33.84	29.95	25.24	23.40	21.19
FE.HUB	20.89	20.31	20.29	20.08	20.74	23.06	34.29	37.49	32.28	33.12	33.20	30.36	30.91	30.48	27.51	27.14	27.37	39.96	40.29	35.11	31.19	26.29	24.57	21.91
ILLINOIS.HUB	14.69	14.25	13.84	13.75	14.05	13.40	20.36	23.06	23.44	23.97	23.31	24.17	23.30	22.24	19.36	18.10	17.83	30.18	37.40	32.68	23.93	19.72	17.40	12.87
MICHIGAN.HUB	24.52	22.78	22.75	22.60	24.34	25.64	37.00	39.29	33.85	34.49	34.57	31.67	34.00	34.74	30.37	31.98	33.21	40.99	41.20	35.81	32.06	27.08	28.69	24.47
MINN.HUB	4.81	4.39	4.36	4.31	4.31	4.50	7.70	16.74	19.08	18.82	18.70	18.59	18.58	18.28	16.54	16.10	15.97	22.15	28.42	24.71	19.62	18.42	15.36	10.32
WPS	13.73	14.03	12.80	11.88	10.24	16.72	27.38	38.60	39.62	38.29	37.94	37.98	36.19	33.92	30.56	28.40	27.83	39.70	53.02	49.89	39.95	34.08	24.03	18.68
Cleared(GW)	52.8	51.5	50.9	50.7	51.7	55.6	65.8	70.1	70.1	70.2	70.5	69.4	68.7	68.4	66.5	65.4	65.5	70.4	72.7	70.7	69.1	65.3	61.1	5.6



Preliminary Real-Time Prices with Forecasted and Actual System Load

	HE1	HE2	HE3	HE4	HE5	HE6	HE7	HE8	HE9	HE10	HE11	HE12	HE13	HE14	HE15	HE16	HE17	HE18	HE19	HE20	HE21	HE22	HE23	HE24
CINERGY.HUB	25.59	22.25	21.35	23.69	21.70	21.63	39.27	28.61	110.10	24.96	31.01	23.78	30.12	21.76	24.35	22.53	22.06	32.45	26.16	38.43	24.17	25.43	20.27	18.56
FE.HUB	26.46	22.88	21.90	24.58	22.45	22.31	40.65	29.46	113.88	25.85	32.17	24.70	28.49	20.54	21.72	19.58	19.87	33.41	27.19	39.86	25.06	23.70	20.48	19.23
ILLINOIS.HUB	11.01	26.36	19.54	1.58	9.46	16.60	15.69	27.45	106.60	22.26	29.31	22.78	29.25	11.66	27.18	10.50	8.37	35.84	25.45	37.30	23.41	9.71	14.29	16.01
MICHIGAN.HUB	27.51	23.34	22.34	26.12	23.45	23.01	42.67	30.09	116.23	26.48	32.94	25.24	29.17	20.97	22.10	19.83	19.98	33.45	27.08	39.77	25.15	23.97	20.88	19.58
MINN.HUB	10.10	7.97	10.79	-0.84	-0.92	4.36	13.85	26.77	107.46	22.33	28.46	22.03	0.00	16.39	15.95	16.53	16.71	25.34	25.09	36.70	22.54	20.70	17.00	16.96
WPS	14.12	20.24	21.37	7.70	14.86	21.46	15.74	30.25	86.06	25.87	32.13	24.70	27.12	22.35	23.51	21.32	21.66	32.85	33.38	48.22	31.67	28.40	23.60	26.03
Forecasted(GW)	57.0	55.2	54.1	53.6	54.2	56.6	61.7	66.1	67.4	67.7	67.8	67.6	67.2	66.7	65.9	65.0	64.9	67.3	70.7	69.8	68.6	66.7	63.3	59.3
(RT) - (DA Load)	3.57	3.12	2.77	2.60	2.13	0.78	-3.67	-2.48	-0.91	-0.87	-1.28	-0.64	-0.62	-1.09	0.33	0.33	0.04	-2.17	-1.07	0.37	0.74	2.44	3.12	54.47



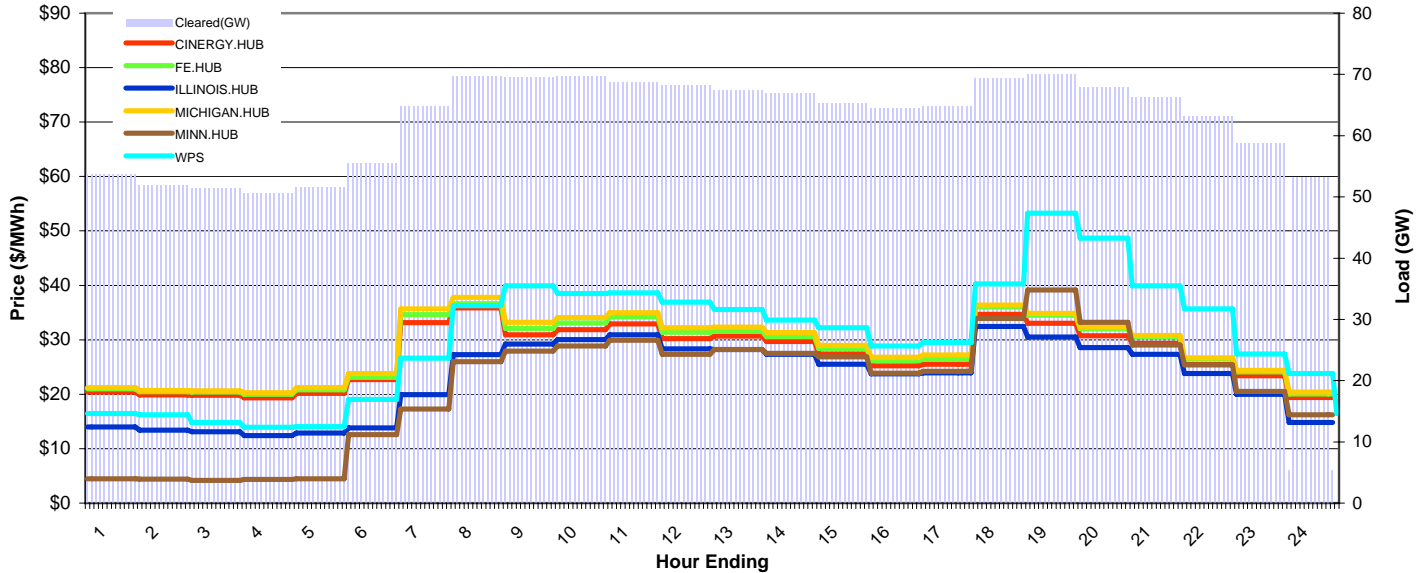
MISO Daily Report

Delivery Day: Friday, November 13, 2009

Price Color Codes: ≤0 ≥100 ≥200

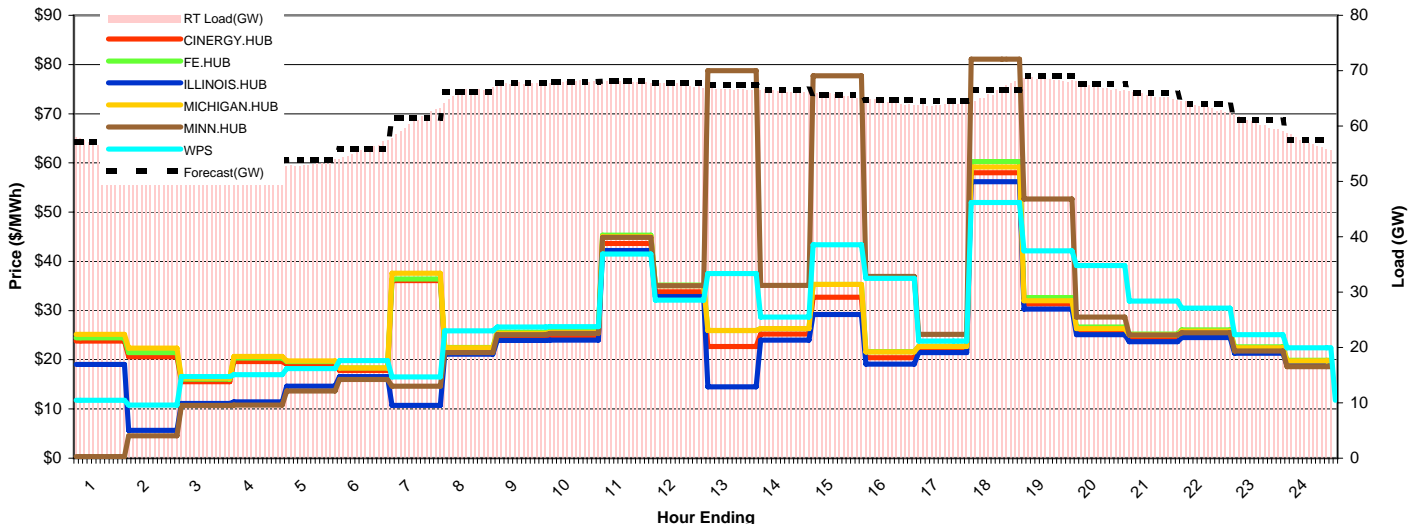
Day-Ahead Prices and Cleared Load

	HE1	HE2	HE3	HE4	HE5	HE6	HE7	HE8	HE9	HE10	HE11	HE12	HE13	HE14	HE15	HE16	HE17	HE18	HE19	HE20	HE21	HE22	HE23	HE24
CINERGY.HUB	20.40	19.87	19.81	19.34	20.18	22.71	33.15	35.86	30.90	31.84	32.94	30.23	30.71	29.66	27.41	25.21	25.49	34.66	33.05	30.75	29.33	25.43	23.40	19.39
FE.HUB	20.99	20.46	20.40	19.96	20.82	23.11	34.64	36.64	32.11	33.09	34.22	31.40	31.57	30.54	28.38	26.18	26.48	36.03	34.52	32.05	30.50	26.45	24.09	20.02
ILLINOIS.HUB	14.01	13.42	13.09	12.39	12.85	13.82	19.90	27.27	29.19	30.01	30.95	28.35	28.21	27.36	25.52	23.75	23.92	32.42	30.52	28.58	27.35	23.79	19.99	14.83
MICHIGAN.HUB	21.21	20.67	20.64	20.29	21.23	23.79	35.70	37.78	33.20	34.07	34.96	32.19	32.35	31.31	28.99	26.82	27.20	36.38	34.88	32.36	30.79	26.70	24.41	20.40
MINN.HUB	4.49	4.43	4.18	4.36	4.49	12.57	17.30	26.00	27.95	28.84	29.93	27.36	28.20	27.52	26.84	23.87	24.22	33.92	39.16	33.19	29.06	25.42	20.51	16.23
WPS	16.43	16.20	14.83	13.91	14.05	19.07	26.62	36.29	39.92	38.53	38.63	36.94	35.58	33.61	32.20	28.86	29.49	40.26	53.25	48.70	39.92	35.68	27.39	23.81
Cleared(GW)	53.6	51.8	51.3	50.6	51.6	55.5	64.8	69.8	69.6	69.7	68.8	68.3	67.5	66.9	65.3	64.5	64.8	69.3	70.1	67.9	66.3	63.0	58.8	5.3



Preliminary Real-Time Prices with Forecasted and Actual System Load

	HE1	HE2	HE3	HE4	HE5	HE6	HE7	HE8	HE9	HE10	HE11	HE12	HE13	HE14	HE15	HE16	HE17	HE18	HE19	HE20	HE21	HE22	HE23	HE24
CINERGY.HUB	23.78	20.62	15.55	19.66	19.07	17.80	36.10	21.94	24.85	24.87	43.63	33.83	22.67	25.23	32.74	20.45	22.07	57.99	31.34	25.74	24.37	25.17	21.87	19.28
FE.HUB	24.46	21.43	16.04	20.33	19.65	18.32	36.44	22.51	25.65	25.78	45.31	35.17	25.94	26.33	35.33	21.68	22.78	60.26	32.66	26.68	25.26	26.07	22.60	19.92
ILLINOIS.HUB	19.03	5.67	11.15	11.43	14.62	16.57	10.70	21.16	23.93	23.98	42.19	32.81	14.52	24.02	29.22	19.09	21.43	56.17	30.29	25.08	23.70	24.49	21.31	18.77
MICHIGAN.HUB	25.15	22.38	16.25	20.70	19.80	18.36	37.61	22.45	25.38	25.56	45.01	35.06	25.94	26.34	35.28	21.61	22.68	59.18	32.01	26.36	25.05	25.82	22.46	19.76
MINN.HUB	0.31	4.58	10.70	10.77	13.68	15.99	14.63	21.46	25.13	25.33	44.85	35.07	78.75	35.14	77.69	36.95	25.17	81.06	52.66	28.70	25.02	25.51	21.79	18.57
WPS	11.77	10.83	16.60	16.98	18.20	19.82	16.52	25.90	26.68	26.71	41.49	32.10	37.52	28.66	43.37	36.52	23.80	51.94	42.12	39.17	31.90	30.48	25.08	22.41
Forecasted(GW)	57.1	55.2	54.0	53.5	53.9	55.9	61.4	66.1	67.7	68.0	68.1	67.8	67.4	66.6	65.7	64.7	64.5	66.6	69.0	67.5	65.9	64.0	61.0	57.5
(RT) - (DA Load)	3.01	2.81	1.78	2.07	1.54	0.20	-3.96	-3.70	-1.84	-1.62	-0.88	-0.87	-0.80	-0.59	0.23	-0.19	-0.88	-3.10	-1.70	-0.93	-0.83	0.34	1.71	51.69



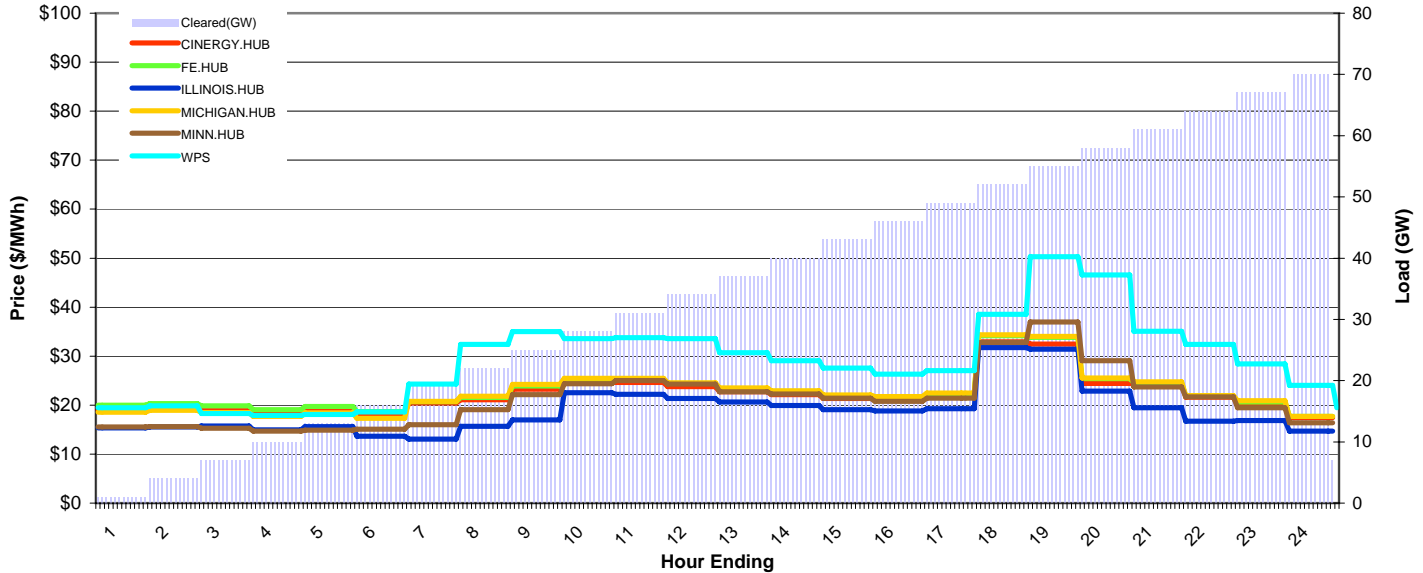
MISO Daily Report

Delivery Day: Saturday, November 14, 2009

Price Color Codes: ≤0 ≥100 ≥200

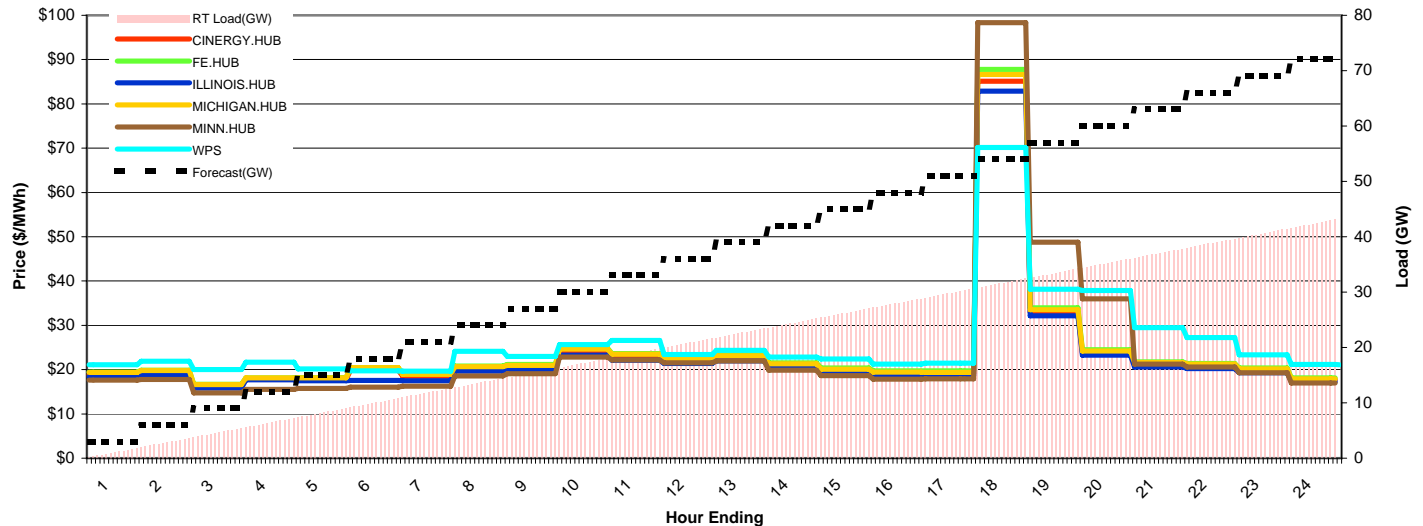
Day-Ahead Prices and Cleared Load

	HE1	HE2	HE3	HE4	HE5	HE6	HE7	HE8	HE9	HE10	HE11	HE12	HE13	HE14	HE15	HE16	HE17	HE18	HE19	HE20	HE21	HE22	HE23	HE24
CINERGY.HUB	18.92	19.27	18.85	18.09	18.75	18.24	20.42	21.08	23.24	24.61	24.64	23.76	22.72	22.16	21.36	21.10	21.81	32.89	32.47	24.45	24.31	21.65	20.01	17.45
FE.HUB	19.96	20.33	19.85	19.08	19.73	18.69	20.69	21.55	23.90	25.35	25.35	24.45	23.39	22.79	21.94	21.65	22.35	34.14	33.83	25.39	24.59	21.82	20.65	17.68
ILLINOIS.HUB	15.38	15.53	15.76	14.97	15.62	13.67	13.06	15.69	16.96	22.51	22.22	21.36	20.64	19.93	19.07	18.78	19.26	31.77	31.45	22.86	19.47	16.75	16.84	14.69
MICHIGAN.HUB	18.57	18.95	18.47	17.69	18.43	17.30	20.78	21.81	24.24	25.50	25.50	24.59	23.53	22.92	22.07	21.78	22.48	34.33	34.00	25.51	24.73	21.95	20.87	17.70
MINN.HUB	15.57	15.64	15.26	14.72	14.88	15.08	15.99	19.05	22.14	24.34	25.00	24.31	22.75	22.26	21.43	20.78	21.45	32.76	36.94	29.04	23.73	21.69	19.49	16.41
WPS	19.47	19.88	18.32	17.88	18.11	18.60	24.28	32.38	35.01	33.59	33.79	33.57	30.70	29.09	27.59	26.35	27.07	38.54	50.28	46.56	35.10	32.37	28.40	24.06
Cleared(GW)	1.0	4.0	7.0	10.0	13.0	16.0	19.0	22.0	25.0	28.0	31.0	34.0	37.0	40.0	43.0	46.0	49.0	52.0	55.0	58.0	61.0	64.0	67.0	7.0



Preliminary Real-Time Prices with Forecasted and Actual System Load

	HE1	HE2	HE3	HE4	HE5	HE6	HE7	HE8	HE9	HE10	HE11	HE12	HE13	HE14	HE15	HE16	HE17	HE18	HE19	HE20	HE21	HE22	HE23	HE24
CINERGY.HUB	18.88	19.33	16.26	17.74	17.78	19.87	18.51	20.26	20.56	24.17	22.91	22.07	22.65	20.84	19.77	19.14	19.11	85.15	32.95	23.78	21.11	20.72	19.79	17.70
FE.HUB	19.43	19.85	16.69	18.17	18.21	20.42	19.04	20.81	21.15	24.88	23.61	22.75	23.35	21.51	20.40	19.76	19.70	87.82	33.97	24.49	21.73	21.36	20.37	18.15
ILLINOIS.HUB	18.39	18.86	15.81	17.71	17.45	17.59	17.50	19.64	19.84	23.30	22.14	21.38	21.99	20.24	19.21	18.60	18.62	82.85	32.13	23.23	20.59	20.20	19.31	17.24
MICHIGAN.HUB	19.35	19.78	16.65	18.11	18.12	20.43	18.93	20.64	20.95	24.67	23.45	22.56	23.09	21.29	20.11	19.44	19.39	86.66	33.52	24.19	21.61	21.23	20.19	17.95
MINN.HUB	17.66	17.74	14.75	15.54	15.73	16.02	16.27	18.58	19.07	22.82	22.21	21.55	21.95	19.84	18.62	17.84	17.91	98.35	48.79	35.95	21.26	20.61	19.28	16.95
WPS	21.10	21.89	20.01	21.67	20.15	19.75	19.68	24.12	22.97	25.62	26.58	23.39	24.36	22.86	22.40	21.24	21.44	70.19	38.14	37.89	29.50	27.25	23.36	21.18
Forecasted(GW)	3.0	6.0	9.0	12.0	15.0	18.0	21.0	24.0	27.0	30.0	33.0	36.0	39.0	42.0	45.0	48.0	51.0	54.0	57.0	60.0	63.0	66.0	69.0	72.0
(RT) - (DA Load)	-0.02	-1.23	-2.43	-3.63	-4.83	-6.03	-7.23	-8.43	-9.63	-10.83	-12.03	-13.23	-14.43	-15.63	-16.83	-18.03	-19.23	-20.43	-21.63	-22.83	-24.03	-25.23	-26.43	35.30



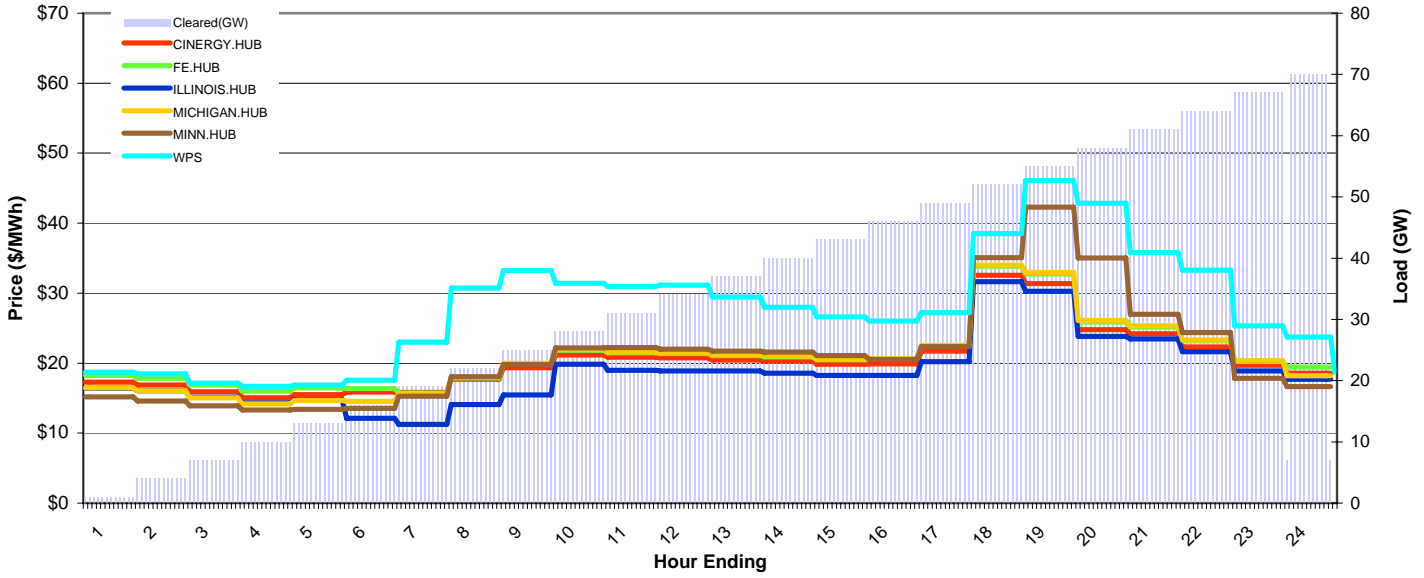
MISO Daily Report

Delivery Day: Sunday, November 15, 2009

Price Color Codes: ≤0 ≥100 ≥200

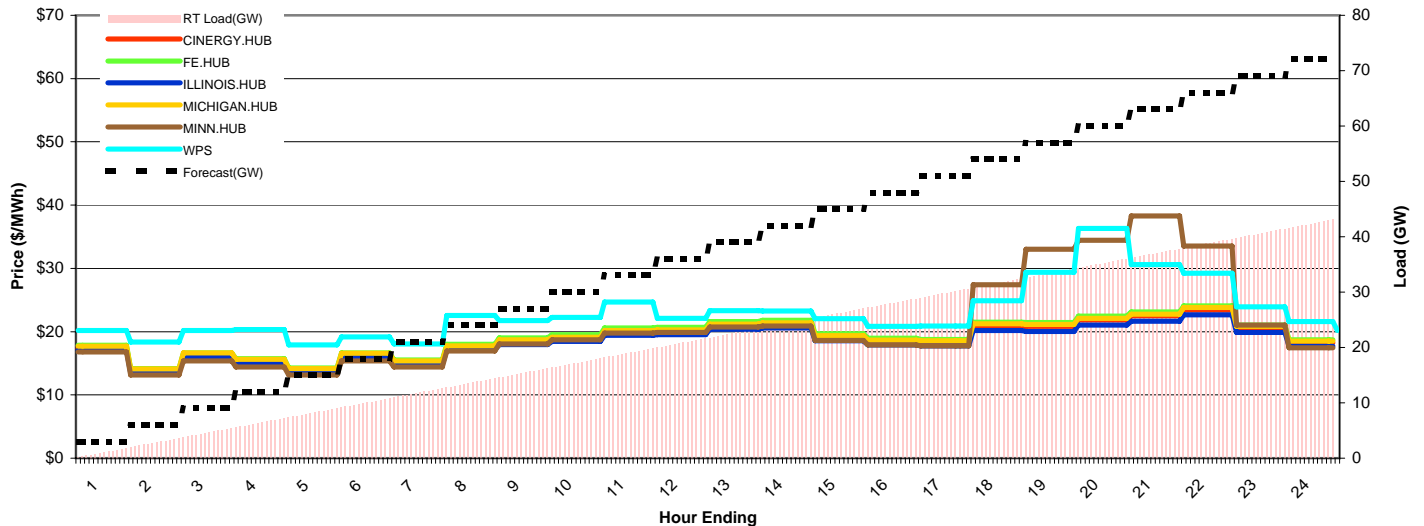
Day-Ahead Prices and Cleared Load

	HE1	HE2	HE3	HE4	HE5	HE6	HE7	HE8	HE9	HE10	HE11	HE12	HE13	HE14	HE15	HE16	HE17	HE18	HE19	HE20	HE21	HE22	HE23	HE24
CINERGY.HUB	17.26	16.87	15.91	15.05	15.51	15.88	15.80	17.68	19.35	21.16	20.84	20.76	20.42	20.28	19.86	19.90	21.70	32.54	31.37	24.78	24.19	22.30	19.71	18.56
FE.HUB	18.26	17.85	16.88	16.00	16.46	16.37	15.73	17.89	19.84	21.87	21.47	21.38	21.08	20.91	20.47	20.51	22.41	33.82	32.74	25.89	25.16	23.19	20.24	19.45
ILLINOIS.HUB	16.43	16.07	15.13	14.29	14.76	12.10	11.23	14.10	15.46	19.84	18.98	18.88	18.88	18.58	18.23	18.25	20.22	31.63	30.25	23.84	23.47	21.64	18.90	17.69
MICHIGAN.HUB	16.47	16.07	15.06	14.18	14.66	14.55	15.63	18.00	19.96	22.00	21.59	21.51	21.20	21.03	20.59	20.63	22.54	34.02	32.97	26.09	25.31	23.33	20.33	18.18
MINN.HUB	15.17	14.59	13.91	13.32	13.39	13.53	15.28	18.06	19.80	22.18	22.23	21.97	21.74	21.60	21.07	20.51	22.36	35.08	42.31	35.02	26.99	24.38	17.82	16.66
WPS	18.69	18.49	17.16	16.67	16.85	17.55	22.98	30.74	33.24	31.40	30.97	31.15	29.43	28.00	26.62	26.01	27.23	38.49	46.07	42.85	35.82	33.29	25.34	23.73
Cleared(GW)	1.0	4.0	7.0	10.0	13.0	16.0	19.0	22.0	25.0	28.0	31.0	34.0	37.0	40.0	43.0	46.0	49.0	52.0	55.0	58.0	61.0	64.0	67.0	7.0



Preliminary Real-Time Prices with Forecasted and Actual System Load

	HE1	HE2	HE3	HE4	HE5	HE6	HE7	HE8	HE9	HE10	HE11	HE12	HE13	HE14	HE15	HE16	HE17	HE18	HE19	HE20	HE21	HE22	HE23	HE24
CINERGY.HUB	17.47	13.90	16.37	15.46	14.03	16.38	15.25	17.66	18.62	19.09	20.05	20.14	20.99	21.22	19.16	18.50	18.36	20.93	20.86	21.85	22.50	23.44	20.50	18.27
FE.HUB	17.86	14.17	16.66	15.71	14.25	16.64	15.54	18.02	19.03	19.54	20.56	20.68	21.58	21.78	19.65	18.96	18.78	21.51	21.45	22.46	23.13	24.09	21.04	18.69
ILLINOIS.HUB	17.03	13.51	15.94	15.05	13.65	15.91	14.78	17.10	17.97	18.45	19.41	19.54	20.38	20.57	18.58	17.89	17.75	20.16	20.05	21.02	21.65	22.64	19.88	17.72
MICHIGAN.HUB	17.72	14.12	16.62	15.65	14.18	16.58	15.38	17.77	18.70	19.14	20.16	20.27	21.18	21.40	19.35	18.68	18.56	21.24	21.13	22.08	22.74	23.81	20.82	18.49
MINN.HUB	16.77	13.15	15.36	14.42	13.13	15.37	14.44	16.95	18.08	18.73	19.79	19.86	20.73	20.91	18.63	17.89	17.75	27.41	33.02	34.45	38.29	33.53	21.04	17.44
WPS	20.19	18.34	20.20	20.31	17.90	19.18	18.06	22.54	21.76	22.26	24.66	22.10	23.31	23.26	22.05	20.85	20.90	24.89	29.37	36.32	30.62	29.26	23.94	21.61
Forecasted(GW)	3.0	6.0	9.0	12.0	15.0	18.0	21.0	24.0	27.0	30.0	33.0	36.0	39.0	42.0	45.0	48.0	51.0	54.0	57.0	60.0	63.0	66.0	69.0	72.0
(RT) - (DA Load)	-0.02	-1.23	-2.43	-3.63	-4.83	-6.03	-7.23	-8.43	-9.63	-10.83	-12.03	-13.23	-14.43	-15.63	-16.83	-18.03	-19.23	-20.43	-21.63	-22.83	-24.03	-25.23	-26.43	35.30



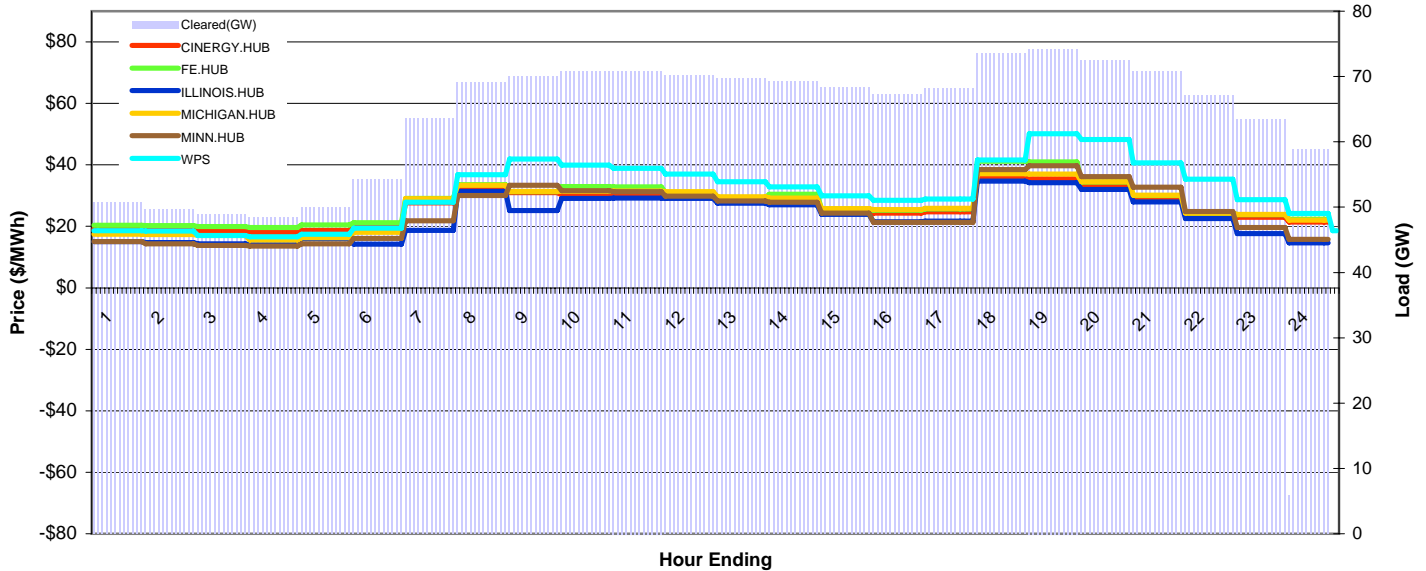
MISO Daily Report

Delivery Day: Monday, November 16, 2009

Price Color Codes: ≤0 ≥100 ≥200

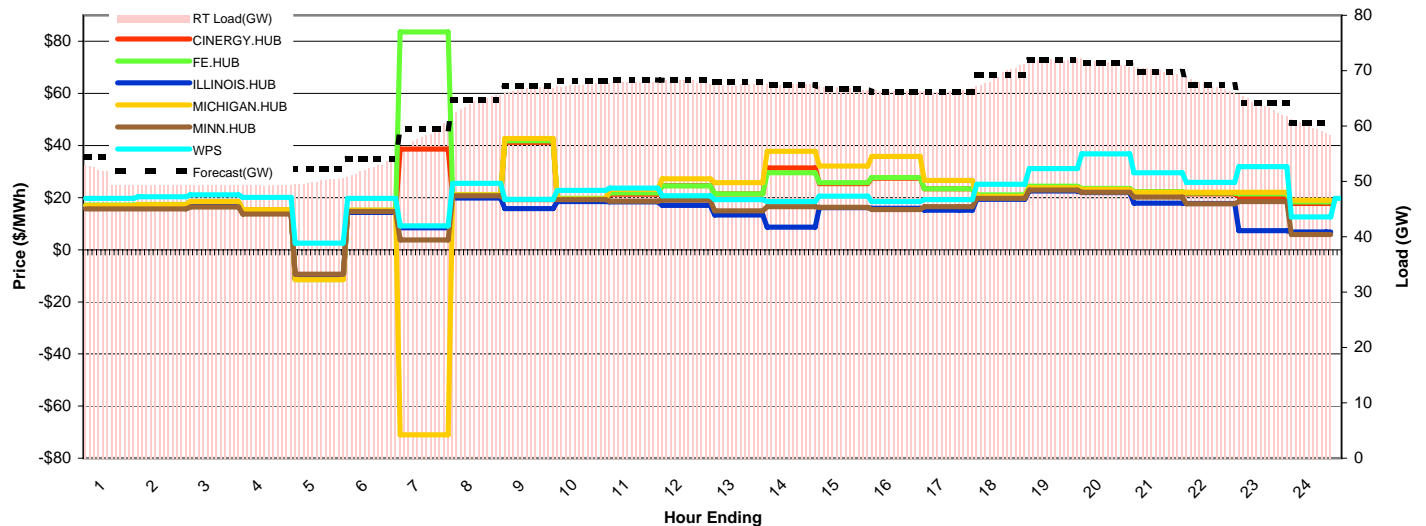
Day-Ahead Prices and Cleared Load

	HE1	HE2	HE3	HE4	HE5	HE6	HE7	HE8	HE9	HE10	HE11	HE12	HE13	HE14	HE15	HE16	HE17	HE18	HE19	HE20	HE21	HE22	HE23	HE24
CINERGY.HUB	19.06	18.82	18.58	18.06	18.65	20.31	27.64	32.45	31.00	30.24	30.25	30.05	28.40	27.99	24.71	24.27	24.68	35.78	35.40	33.00	28.83	23.31	22.97	21.37
FE.HUB	20.31	20.20	19.97	19.67	20.46	21.20	29.13	33.61	31.33	32.93	32.89	31.09	29.43	30.44	25.67	25.21	25.65	41.14	40.96	34.37	30.04	24.30	23.84	22.33
ILLINOIS.HUB	15.00	14.70	14.30	14.00	15.99	14.23	18.72	31.35	25.15	29.14	29.17	29.10	27.53	26.97	23.90	21.54	21.72	34.68	34.21	31.97	27.91	22.54	17.66	14.67
MICHIGAN.HUB	17.39	17.33	17.01	15.59	16.25	18.10	28.99	33.36	31.39	31.42	31.47	31.28	29.60	29.19	25.82	25.47	25.92	37.11	36.98	34.48	30.13	24.34	23.85	22.01
MINN.HUB	15.00	14.28	13.81	13.58	14.34	16.11	21.86	29.99	33.42	31.59	31.33	29.84	28.28	27.84	24.27	21.30	21.32	38.48	39.70	36.14	32.70	24.83	19.64	15.81
WPS	18.59	18.49	17.04	16.62	17.41	19.38	27.89	36.83	41.94	39.95	38.89	36.98	34.49	32.83	29.96	28.49	28.91	41.58	50.17	48.27	40.62	35.34	28.67	24.20
Cleared(GW)	50.7	49.6	48.8	48.3	50.0	54.3	63.6	69.1	70.0	70.8	70.8	70.2	69.7	69.3	68.3	67.2	68.1	73.6	74.2	72.4	70.8	67.1	63.4	5.9



Preliminary Real-Time Prices with Forecasted and Actual System Load

	HE1	HE2	HE3	HE4	HE5	HE6	HE7	HE8	HE9	HE10	HE11	HE12	HE13	HE14	HE15	HE16	HE17	HE18	HE19	HE20	HE21	HE22	HE23	HE24
CINERGY.HUB	16.76	17.05	18.20	15.10	-11.31	14.91	38.71	20.67	41.19	19.31	21.36	24.62	21.46	31.41	25.45	27.52	23.44	20.32	23.54	22.83	22.35	21.42	20.49	17.81
FE.HUB	17.10	17.37	18.53	15.37	-11.52	15.17	83.61	21.09	41.91	19.78	21.82	24.48	21.46	29.55	25.76	27.72	23.40	21.14	24.36	23.60	22.37	21.84	21.52	18.39
ILLINOIS.HUB	16.27	16.51	17.34	14.58	-10.98	14.31	8.44	19.92	15.86	18.55	18.44	16.99	13.37	8.64	16.18	15.99	15.22	19.32	22.62	21.89	17.91	17.83	7.30	6.90
MICHIGAN.HUB	16.94	17.26	18.53	15.38	-11.52	15.18	-71.02	21.04	42.66	19.55	23.12	27.21	25.70	37.81	32.11	35.78	26.66	20.53	23.83	23.17	22.08	22.07	22.05	19.04
MINN.HUB	15.71	15.72	16.48	13.77	-9.34	14.70	3.83	20.72	19.19	19.27	18.62	19.01	14.98	16.60	16.27	15.41	16.50	19.77	22.96	22.07	20.23	17.68	18.48	5.81
WPS	19.68	20.39	21.15	20.07	2.57	19.69	9.13	25.48	19.34	22.80	23.65	20.76	19.21	18.52	20.59	18.57	19.26	25.08	31.10	36.77	29.55	25.88	31.85	12.61
Forecasted(GW)	54.4	51.8	52.2	52.2	52.2	54.1	59.4	64.7	67.2	68.1	68.3	68.1	67.5	66.8	66.2	66.2	69.1	71.9	71.4	69.9	67.4	64.1	60.5	
(RT) - (DA Load)	1.12	0.72	0.79	1.09	0.09	-1.76	-5.49	-4.95	-3.30	-3.30	-2.83	-2.08	-2.15	-1.74	-1.41	-0.89	-1.82	-4.37	-2.32	-0.99	-0.78	0.35	0.34	53.99



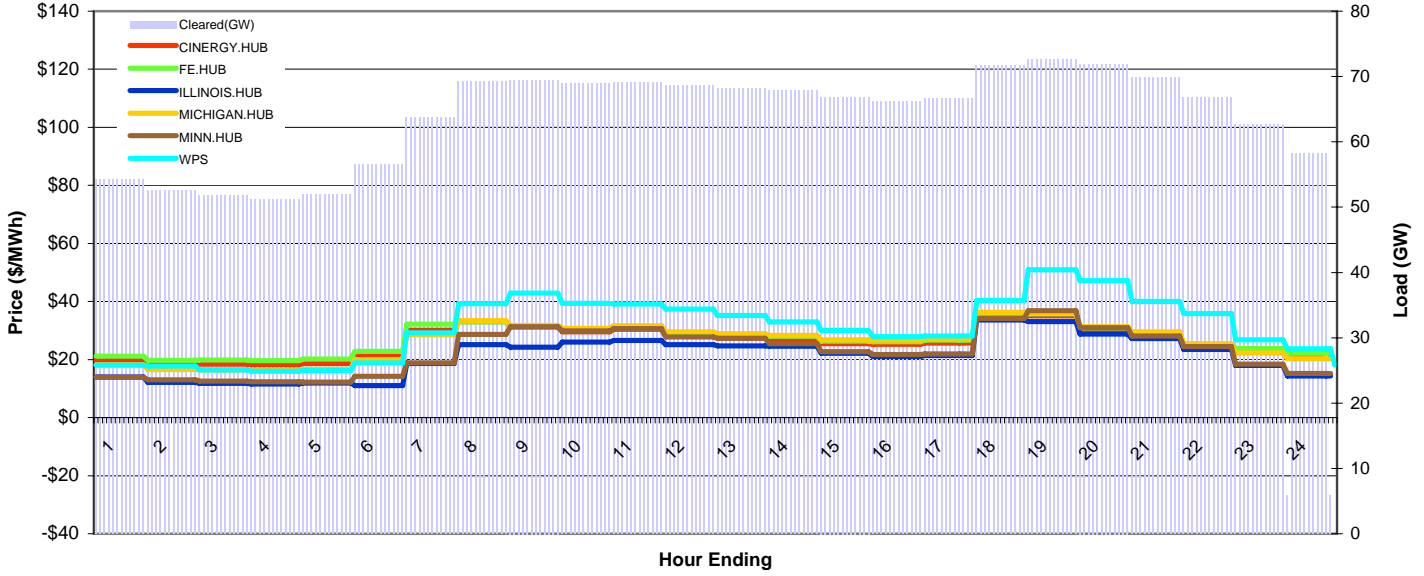
MISO Daily Report

Delivery Day: Tuesday, November 17, 2009

Price Color Codes: <=0 >=100 >=200

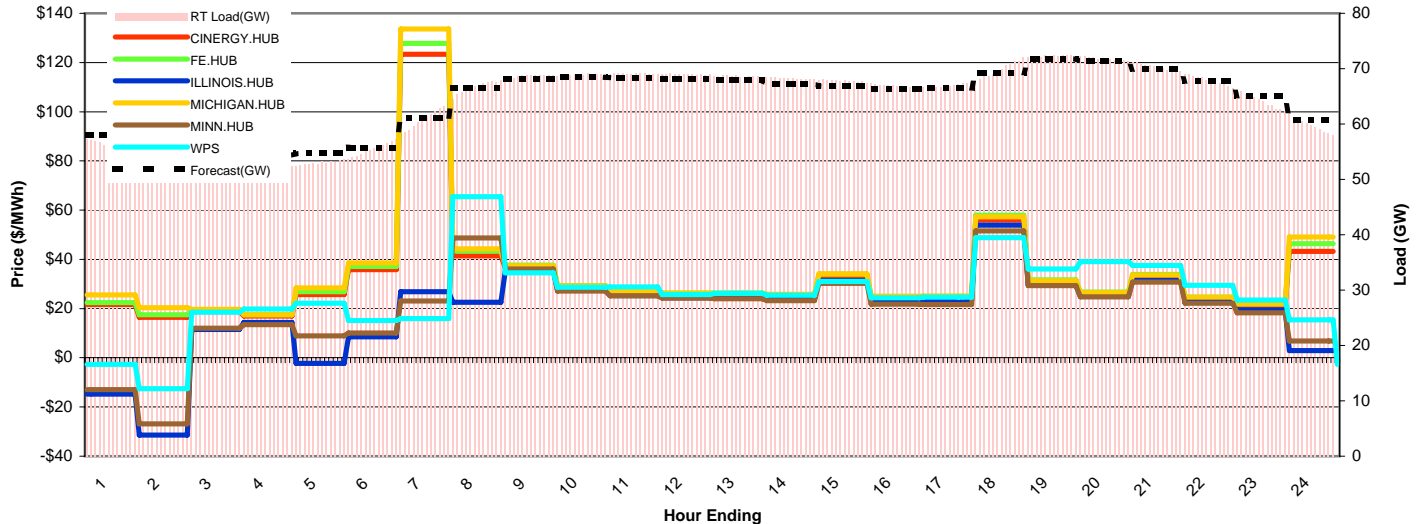
Day-Ahead Prices and Cleared Load

	HE1	HE2	HE3	HE4	HE5	HE6	HE7	HE8	HE9	HE10	HE11	HE12	HE13	HE14	HE15	HE16	HE17	HE18	HE19	HE20	HE21	HE22	HE23	HE24
CINERGY.HUB	19.69	18.37	18.39	18.19	18.64	21.69	30.14	33.04	31.25	29.52	30.48	28.00	27.36	26.83	25.47	25.24	25.74	35.43	35.05	29.79	28.18	24.39	22.56	20.76
FE.HUB	21.23	19.76	19.86	19.66	20.20	22.88	32.25	33.00	31.37	30.44	31.26	29.16	28.53	27.97	26.38	26.14	26.65	35.92	35.73	30.88	29.20	25.39	23.86	22.13
ILLINOIS.HUB	14.03	12.11	11.81	11.64	11.95	11.08	18.60	25.09	24.21	26.08	26.55	25.18	24.69	24.59	22.15	21.08	21.45	33.66	33.12	28.75	27.26	23.54	17.98	14.37
MICHIGAN.HUB	18.18	16.51	16.44	16.27	16.63	19.96	28.57	33.42	31.76	30.82	31.64	29.53	28.90	28.39	26.84	26.65	27.17	36.33	36.00	31.27	29.55	25.39	22.33	20.30
MINN.HUB	13.95	12.97	12.55	12.32	12.24	14.22	18.89	28.72	31.37	29.84	30.62	27.74	27.36	25.43	22.70	21.70	21.92	34.14	36.84	30.99	28.09	24.51	18.39	15.21
WPS	18.10	17.73	16.39	16.04	16.16	18.87	29.22	39.27	42.90	39.39	39.15	37.34	35.21	33.00	30.01	27.85	28.17	40.38	50.94	47.20	40.07	35.83	26.84	23.68
Cleared(GW)	54.3	52.5	51.8	51.2	52.0	56.5	63.8	69.2	69.5	69.0	69.0	68.6	68.2	67.9	66.9	66.2	66.6	71.7	72.7	71.9	69.9	66.8	62.7	5.8



Preliminary Real-Time Prices with Forecasted and Actual System Load

	HE1	HE2	HE3	HE4	HE5	HE6	HE7	HE8	HE9	HE10	HE11	HE12	HE13	HE14	HE15	HE16	HE17	HE18	HE19	HE20	HE21	HE22	HE23	HE24
CINERGY.HUB	21.66	16.42	18.77	17.02	25.72	35.88	123.32	41.44	36.58	28.46	26.40	25.49	25.48	24.97	33.05	24.23	24.28	56.00	30.59	25.80	32.71	23.88	21.08	43.20
FE.HUB	22.47	17.51	19.32	17.44	26.89	37.13	127.75	43.35	37.60	29.28	27.26	26.36	26.34	25.74	34.00	24.92	25.04	57.96	31.70	26.71	33.82	24.67	21.89	46.30
ILLINOIS.HUB	-14.77	-31.45	11.51	14.32	-2.32	8.57	26.79	22.52	35.42	27.40	25.29	24.34	24.27	23.70	31.30	22.95	23.17	53.86	29.61	24.96	31.52	22.98	19.44	2.90
MICHIGAN.HUB	25.50	20.41	19.71	17.50	28.45	38.59	133.64	44.29	37.40	29.14	27.08	26.17	26.18	25.80	34.15	24.98	25.00	57.28	31.31	26.40	33.56	24.58	21.95	49.08
MINN.HUB	-13.00	-26.91	12.05	13.49	8.87	10.11	23.02	48.75	36.08	27.17	25.22	24.31	24.04	23.19	30.25	21.73	21.69	51.51	29.31	24.74	30.74	22.12	18.23	6.87
WPS	-2.72	-12.51	18.54	19.83	22.22	15.15	15.90	65.47	34.55	28.73	28.85	25.69	26.25	25.44	31.03	24.40	24.68	48.81	36.03	39.04	37.47	29.41	23.44	15.36
Forecasted(GW)	58.1	55.0	54.8	54.3	54.7	55.7	61.2	66.5	68.2	68.5	68.4	68.2	67.9	67.3	66.8	66.3	66.5	69.3	71.8	71.3	69.9	67.7	65.1	60.8
(RT) - (DA Load)	1.73	1.58	1.15	1.23	1.07	-1.07	-2.77	-2.48	-0.76	-0.04	0.09	0.41	0.46	0.38	0.98	0.78	0.38	-1.87	-0.36	-0.09	0.44	1.15	1.57	54.00



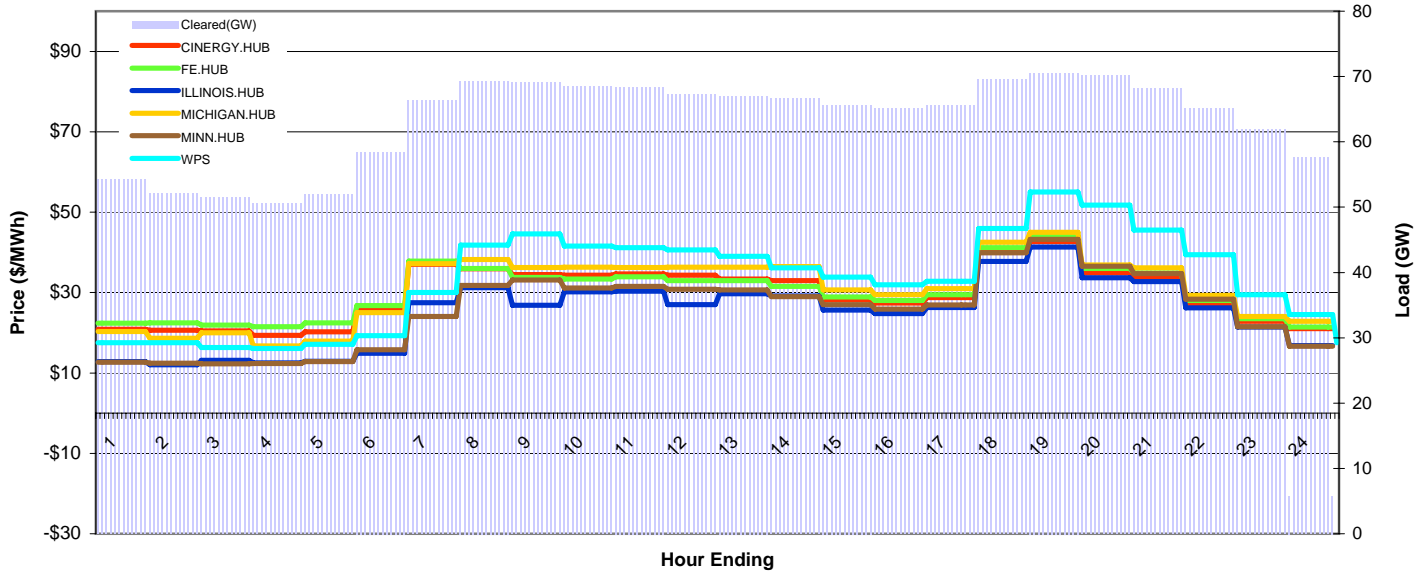
MISO Daily Report

Delivery Day: Wednesday, November 18, 2009

Price Color Codes: <=0 >=100 >=200

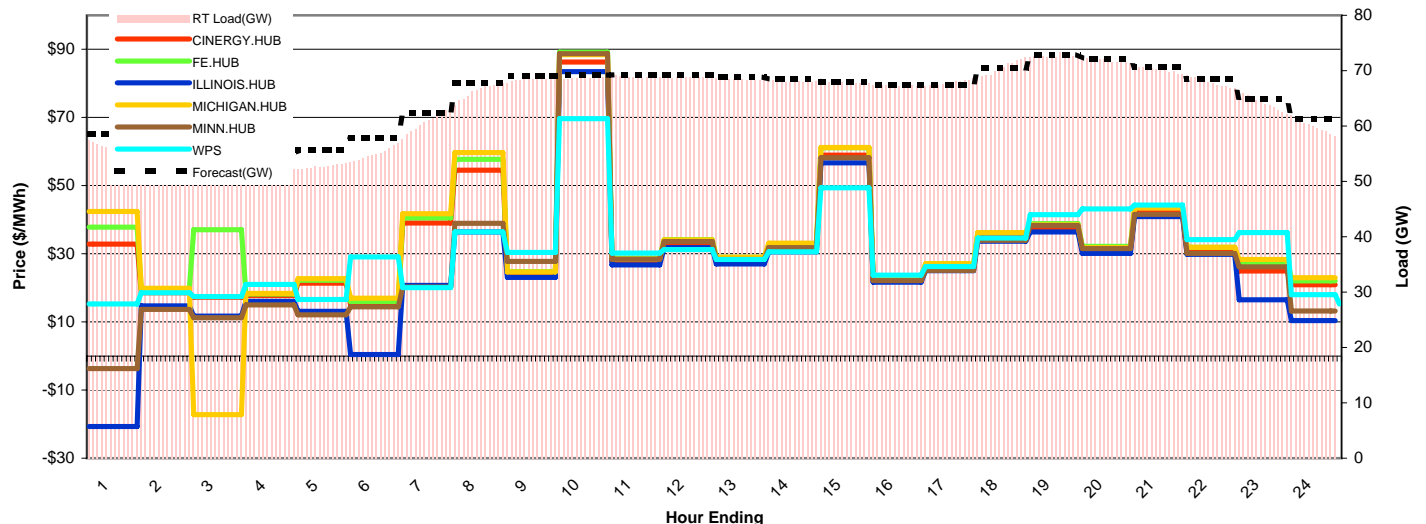
Day-Ahead Prices and Cleared Load

	HE1	HE2	HE3	HE4	HE5	HE6	HE7	HE8	HE9	HE10	HE11	HE12	HE13	HE14	HE15	HE16	HE17	HE18	HE19	HE20	HE21	HE22	HE23	HE24
CINERGY.HUB	20.89	20.64	20.48	19.38	20.26	25.68	37.00	35.88	34.45	34.30	34.67	34.32	33.40	32.96	28.26	27.38	28.75	39.96	42.68	34.86	33.86	27.25	22.85	21.02
FE.HUB	22.37	22.47	21.92	21.50	22.44	26.73	37.82	35.97	33.80	33.38	33.90	33.00	32.95	31.54	28.88	28.04	29.43	41.14	44.12	36.03	34.85	28.00	23.49	21.45
ILLINOIS.HUB	12.85	12.00	13.14	12.49	12.90	14.91	27.49	31.20	26.86	30.22	30.34	27.00	29.72	29.11	25.68	24.79	26.32	37.73	41.30	33.67	32.77	26.19	21.43	16.82
MICHIGAN.HUB	20.32	18.65	19.99	16.75	17.94	25.02	37.20	38.22	36.27	36.31	36.27	36.34	36.35	36.46	30.64	29.50	31.01	42.54	44.96	36.86	36.13	29.28	24.09	22.85
MINN.HUB	12.66	12.46	12.30	12.35	12.80	15.75	24.04	31.74	33.13	31.13	31.57	30.79	30.63	28.97	27.03	25.87	26.95	39.86	43.26	36.56	34.73	28.36	21.47	16.68
WPS	17.56	17.49	16.34	16.13	17.17	19.26	30.02	41.80	44.59	41.58	41.16	40.62	39.02	36.13	33.84	31.94	32.77	45.93	54.98	51.76	45.56	39.44	29.48	24.54
Cleared(GW)	54.2	52.1	51.4	50.6	51.9	58.5	66.3	69.3	69.1	68.5	68.4	67.3	67.0	66.7	65.6	65.1	65.6	69.5	70.5	70.2	68.1	65.2	61.8	5.8



Preliminary Real-Time Prices with Forecasted and Actual System Load

	HE1	HE2	HE3	HE4	HE5	HE6	HE7	HE8	HE9	HE10	HE11	HE12	HE13	HE14	HE15	HE16	HE17	HE18	HE19	HE20	HE21	HE22	HE23	HE24
CINERGY.HUB	32.83	18.59	17.22	17.71	21.40	15.07	39.06	54.53	24.10	86.30	27.69	32.99	28.02	31.77	58.92	22.38	26.04	34.77	37.31	30.89	42.05	30.71	24.99	20.95
FE.HUB	37.78	19.52	37.02	18.22	22.18	16.06	40.54	57.74	24.80	89.17	28.68	34.20	29.00	32.92	61.09	23.23	27.04	36.24	38.89	32.14	43.66	31.90	27.16	22.07
ILLINOIS.HUB	-20.74	14.71	11.68	16.01	13.09	0.47	20.70	36.40	23.06	83.44	26.74	31.79	26.99	30.59	56.73	21.64	25.09	33.64	36.41	30.13	40.91	29.81	16.54	10.40
MICHIGAN.HUB	42.45	19.90	-17.19	18.40	22.74	16.93	41.74	59.68	24.70	88.47	28.45	34.05	29.03	33.09	61.24	23.28	27.09	36.18	38.43	31.82	43.47	31.93	28.35	22.98
MINN.HUB	-3.66	13.71	11.23	15.01	12.07	14.46	20.29	38.98	27.79	88.77	28.41	33.62	28.32	31.76	58.21	22.10	25.10	33.98	38.29	31.51	41.56	30.11	26.16	13.24
WPS	15.26	18.56	17.46	21.02	16.56	29.05	20.09	36.44	30.42	69.69	30.24	31.24	28.32	30.61	49.40	23.72	26.30	34.65	41.51	43.20	44.27	34.20	36.24	17.99
Forecasted(GW)	58.5	56.6	55.5	55.0	55.6	57.8	62.4	67.7	69.0	69.2	69.2	69.1	68.8	68.4	67.9	67.3	67.5	70.5	72.9	72.2	70.7	68.4	64.9	61.3
(RT) - (DA Load)	1.77	1.74	1.34	1.66	0.83	-3.48	-5.49	-2.97	-0.66	0.13	0.49	1.47	1.47	1.41	2.24	2.20	2.20	1.11	2.14	1.75	2.04	2.77	2.45	54.23



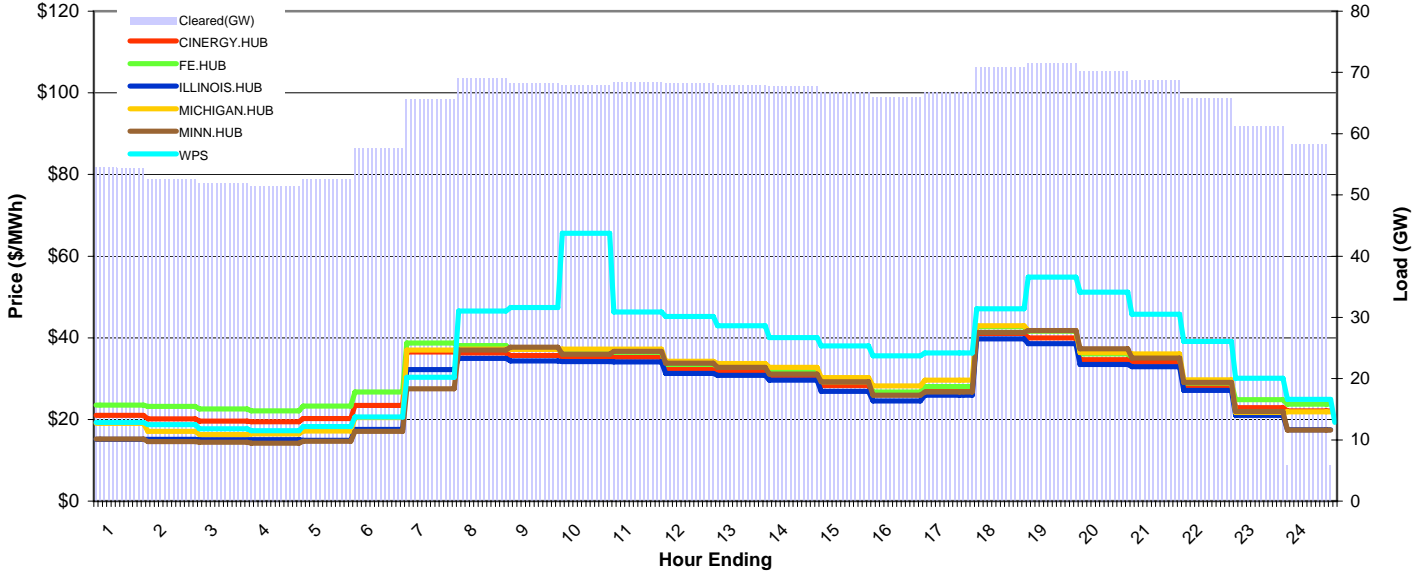
MISO Daily Report

Delivery Day: Thursday, November 19, 2009

Price Color Codes: <=0 >=100 >=200

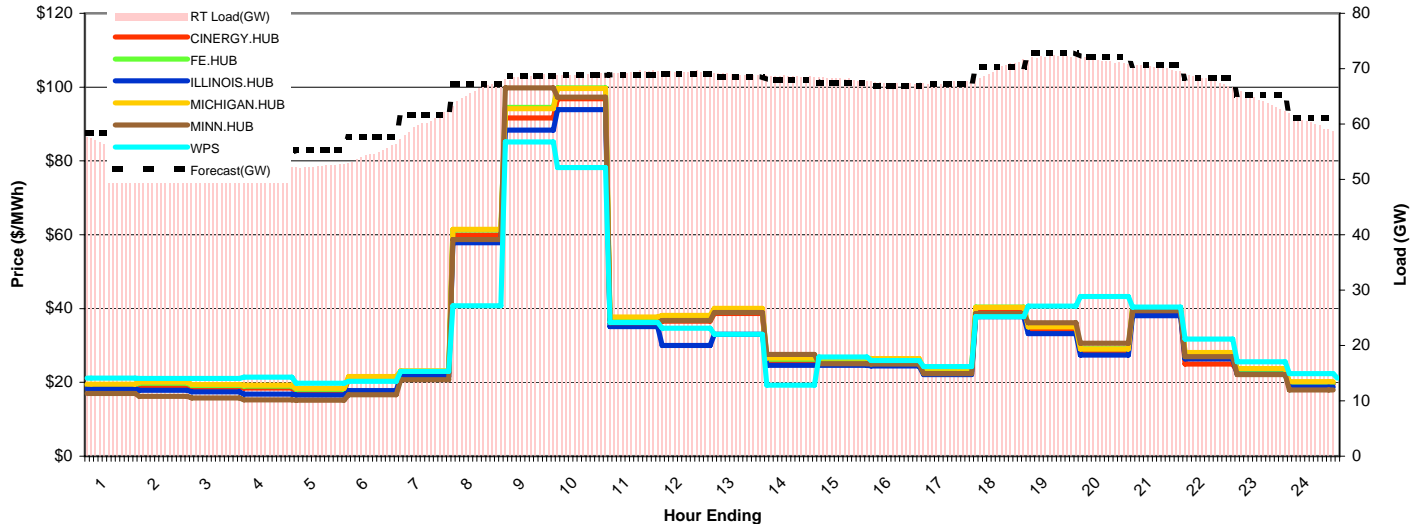
Day-Ahead Prices and Cleared Load

	HE1	HE2	HE3	HE4	HE5	HE6	HE7	HE8	HE9	HE10	HE11	HE12	HE13	HE14	HE15	HE16	HE17	HE18	HE19	HE20	HE21	HE22	HE23	HE24
CINERGY.HUB	21.00	20.13	19.59	19.40	20.19	23.46	36.51	36.31	35.66	35.38	35.24	32.35	31.84	30.84	28.31	26.02	27.32	41.09	40.00	34.67	34.02	28.03	22.85	22.09
FE.HUB	23.54	23.17	22.54	22.10	23.26	26.76	38.71	38.11	37.12	36.62	36.42	33.43	32.90	31.85	29.22	26.72	28.06	42.68	41.63	36.03	35.16	28.95	24.87	23.76
ILLINOIS.HUB	15.09	15.15	15.06	15.03	14.88	17.52	32.19	34.99	34.36	34.18	34.07	31.26	30.79	29.59	26.88	24.53	25.94	39.73	38.58	33.45	32.89	27.12	21.03	17.44
MICHIGAN.HUB	19.01	17.06	16.34	16.49	17.14	20.42	36.96	37.25	37.17	37.21	37.22	34.25	33.69	32.73	30.27	28.25	29.59	42.96	41.81	36.34	36.05	29.72	21.69	21.83
MINN.HUB	15.24	14.58	14.45	14.22	14.64	17.08	27.49	36.99	37.68	35.99	36.71	33.76	32.78	31.15	29.20	25.93	26.71	41.29	41.74	37.30	35.02	29.10	21.91	17.38
WPS	19.32	18.77	17.73	17.27	18.29	20.59	30.33	46.56	47.40	65.57	46.29	45.20	42.96	40.09	37.99	35.56	36.28	47.09	54.89	51.18	45.80	39.15	30.11	24.92
Cleared(GW)	54.5	52.5	51.8	51.5	52.5	57.6	65.6	69.0	68.2	67.9	68.4	68.2	67.9	67.7	66.7	66.0	66.7	70.8	71.5	70.2	68.8	65.7	61.2	5.8



Preliminary Real-Time Prices with Forecasted and Actual System Load

	HE1	HE2	HE3	HE4	HE5	HE6	HE7	HE8	HE9	HE10	HE11	HE12	HE13	HE14	HE15	HE16	HE17	HE18	HE19	HE20	HE21	HE22	HE23	HE24
CINERGY.HUB	18.88	19.11	18.64	18.47	17.67	20.77	22.42	59.87	91.69	96.82	36.16	36.60	38.67	25.47	25.36	25.24	22.91	39.04	34.16	28.22	39.02	24.93	22.90	19.51
FE.HUB	19.32	19.77	19.16	18.96	18.09	21.24	22.86	61.31	94.50	99.76	37.36	37.58	39.65	26.25	26.25	26.15	23.73	40.40	35.28	29.13	40.23	27.89	23.49	19.94
ILLINOIS.HUB	18.30	17.83	17.39	16.82	16.52	17.81	21.56	57.86	88.38	93.94	35.15	29.96	33.01	24.62	24.61	24.41	22.12	37.79	33.22	27.43	38.03	26.40	22.19	18.71
MICHIGAN.HUB	19.55	20.12	19.44	19.21	18.40	21.56	23.12	61.48	94.16	99.64	37.75	38.18	40.05	26.61	26.60	26.43	23.84	40.29	35.00	29.06	40.25	28.11	23.74	20.18
MINN.HUB	16.98	16.25	15.80	15.30	15.19	16.65	20.71	58.66	99.76	97.27	36.17	36.73	38.95	27.53	25.07	24.96	22.35	38.68	36.19	30.60	39.44	26.93	22.07	17.95
WPS	21.15	21.10	21.07	21.37	19.77	20.25	22.99	40.75	85.10	78.23	36.26	34.64	33.06	19.28	26.86	25.93	24.26	37.85	40.67	43.31	40.36	31.77	25.54	22.37
Forecasted(GW)	58.3	56.4	55.2	54.8	55.3	57.7	61.7	67.2	68.6	68.8	68.9	69.0	68.5	68.0	67.5	66.9	67.2	70.4	72.9	72.2	70.6	68.3	65.3	61.1
(RT) - (DA Load)	1.64	1.36	0.89	0.69	-0.08	-3.00	-5.52	-3.10	0.26	1.06	1.00	1.23	1.03	0.87	1.46	1.41	0.71	-0.88	0.60	1.19	1.41	2.19	2.99	54.41



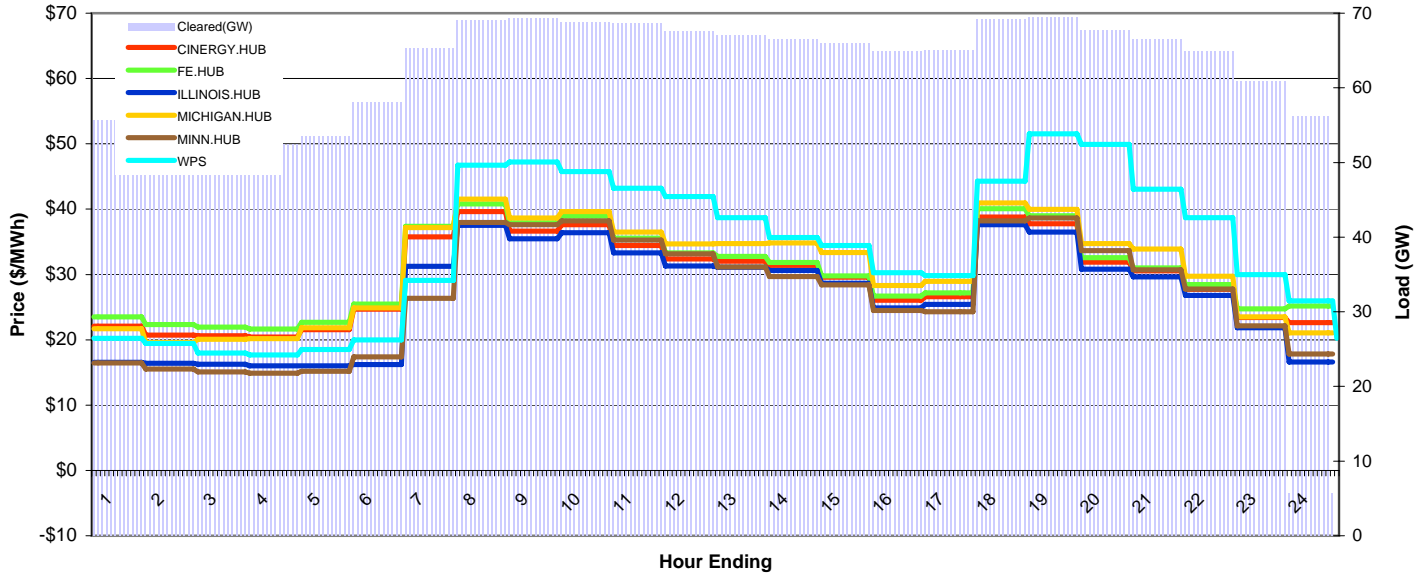
MISO Daily Report

Delivery Day: Friday, November 20, 2009

Price Color Codes: ≤0 ≥100 ≥200

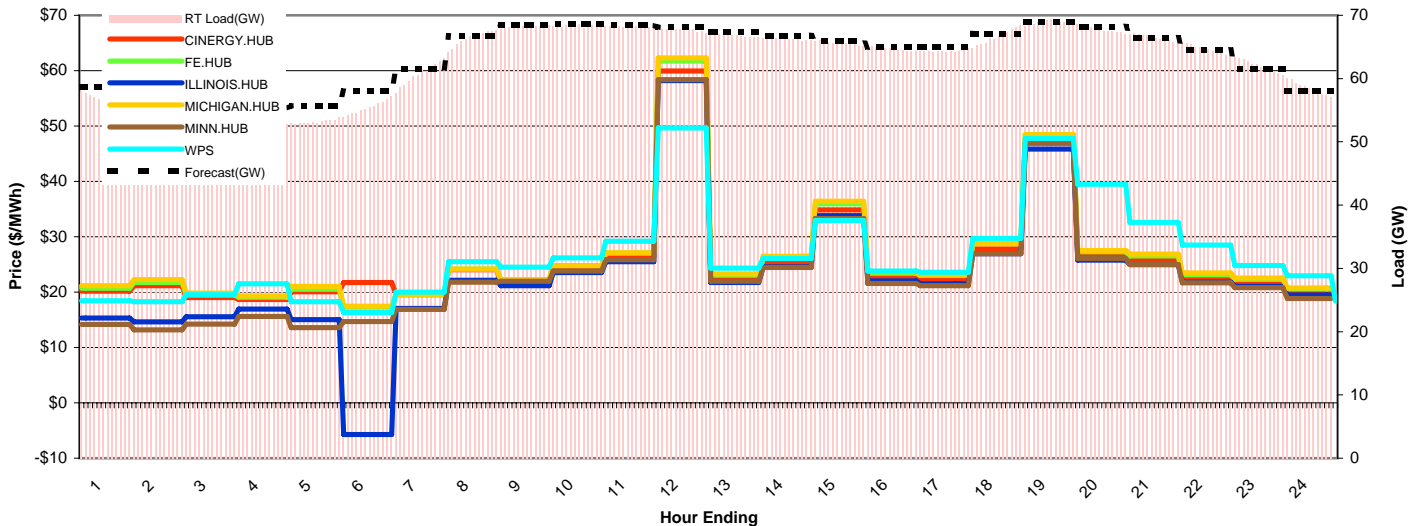
Day-Ahead Prices and Cleared Load

	HE1	HE2	HE3	HE4	HE5	HE6	HE7	HE8	HE9	HE10	HE11	HE12	HE13	HE14	HE15	HE16	HE17	HE18	HE19	HE20	HE21	HE22	HE23	HE24
CINERGY.HUB	22.07	20.72	20.61	20.43	21.55	24.70	35.78	39.64	36.65	37.61	34.43	32.37	32.04	31.42	29.57	26.08	26.58	38.80	37.75	31.87	30.55	27.71	23.42	22.65
FE.HUB	23.49	22.31	21.95	21.65	22.68	25.45	37.39	40.82	37.93	38.92	35.58	33.31	32.77	31.83	29.78	26.71	27.18	40.09	39.01	32.59	30.98	28.48	24.72	25.16
ILLINOIS.HUB	16.57	16.40	16.24	16.03	16.02	16.23	31.24	37.50	35.44	36.38	33.29	31.32	31.09	30.59	28.63	24.90	25.43	37.60	36.51	30.82	29.64	26.79	21.86	16.59
MICHIGAN.HUB	21.71	19.57	20.06	20.18	21.82	24.86	37.20	41.53	38.65	39.65	36.47	34.68	34.74	34.82	33.38	28.33	28.95	40.97	39.96	34.74	33.91	29.75	23.52	21.07
MINN.HUB	16.43	15.53	15.06	14.89	15.19	17.38	26.37	37.97	37.63	38.20	35.29	33.18	31.13	29.66	28.42	24.51	24.31	38.21	38.63	33.63	30.69	27.78	22.12	17.84
WPS	20.22	19.47	17.95	17.67	18.51	19.97	29.09	46.74	47.22	45.77	43.19	41.92	38.71	35.68	34.44	30.26	29.84	44.27	51.53	49.93	43.04	38.72	29.97	25.97
Cleared(GW)	55.6	53.7	52.7	52.4	53.5	58.0	65.3	69.0	69.3	68.7	68.6	67.5	67.0	66.5	66.0	64.9	65.0	69.1	69.4	67.7	66.5	64.8	60.9	5.6



Preliminary Real-Time Prices with Forecasted and Actual System Load

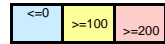
	HE1	HE2	HE3	HE4	HE5	HE6	HE7	HE8	HE9	HE10	HE11	HE12	HE13	HE14	HE15	HE16	HE17	HE18	HE19	HE20	HE21	HE22	HE23	HE24
CINERGY.HUB	20.18	21.16	19.04	18.68	20.08	21.71	19.52	24.04	21.82	24.26	26.37	59.97	22.38	25.33	34.83	22.70	22.23	27.78	46.94	26.47	25.77	22.53	21.80	20.20
FE.HUB	20.67	21.71	19.46	19.05	20.54	17.27	19.58	24.18	22.26	24.79	27.06	61.73	23.05	26.09	35.94	23.43	23.00	28.78	48.44	27.29	26.51	23.13	22.32	20.57
ILLINOIS.HUB	15.29	14.65	15.57	16.96	15.05	-5.72	17.06	22.12	21.17	23.53	25.52	58.19	21.76	24.57	33.83	22.02	21.51	26.91	45.81	25.76	24.98	21.77	21.02	19.46
MICHIGAN.HUB	21.17	22.25	19.80	19.29	21.04	17.44	19.59	24.19	22.17	24.75	27.13	62.31	23.27	26.47	36.41	23.68	23.11	28.75	48.46	27.51	26.88	23.45	22.53	20.74
MINN.HUB	14.17	13.18	14.23	15.58	13.60	14.69	16.88	21.77	21.94	23.84	25.85	58.40	21.98	24.46	33.32	21.58	21.15	26.91	46.88	26.05	24.96	21.66	20.79	18.82
WPS	18.45	18.26	19.56	21.49	18.24	16.32	19.99	25.50	24.51	26.16	29.16	49.65	24.32	26.06	32.94	23.81	23.58	29.69	47.75	39.46	32.62	28.48	24.81	22.93
Forecasted(GW)	58.7	56.8	55.6	55.3	55.7	58.0	61.6	66.8	68.4	68.7	68.5	68.1	67.4	66.8	65.9	65.0	65.0	67.1	68.9	68.2	66.5	64.6	61.5	58.1
(RT) - (DA Load)	0.94	0.81	0.59	0.33	-0.25	-2.58	-4.59	-2.48	-0.99	-0.34	-0.35	0.15	-0.21	-0.25	-0.35	-0.14	-0.66	-2.44	-0.51	0.03	0.06	-0.12	1.14	52.93



MISO Daily Report

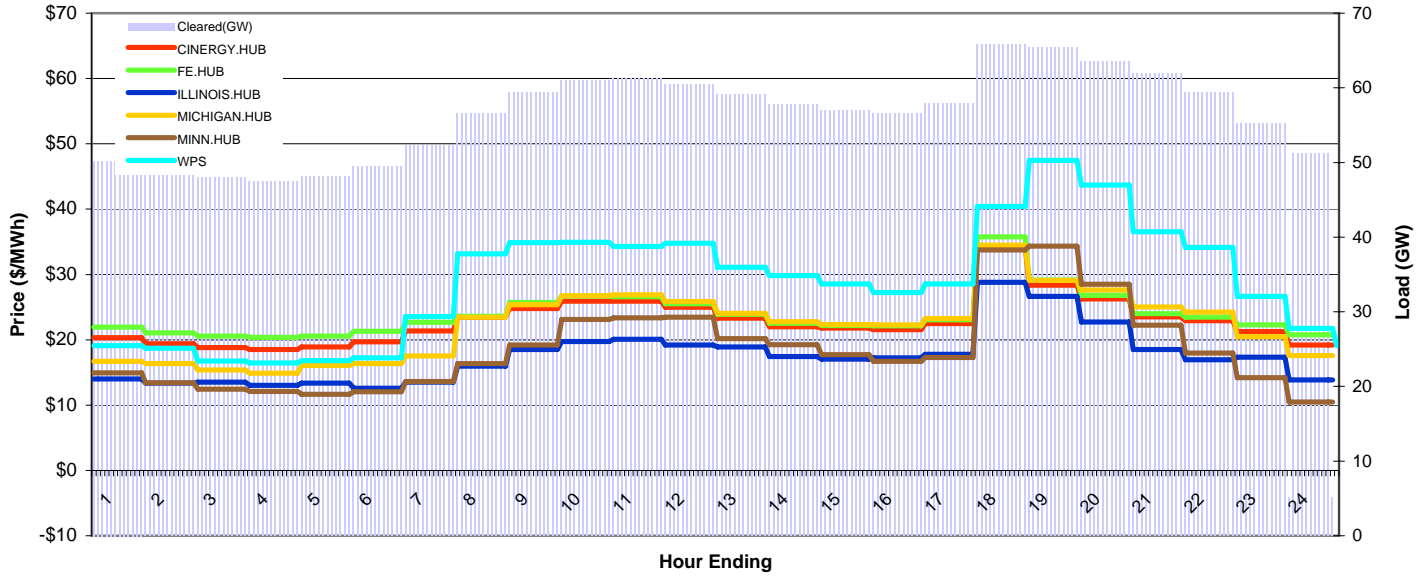
Delivery Day: Saturday, November 21, 2009

Price Color Codes:



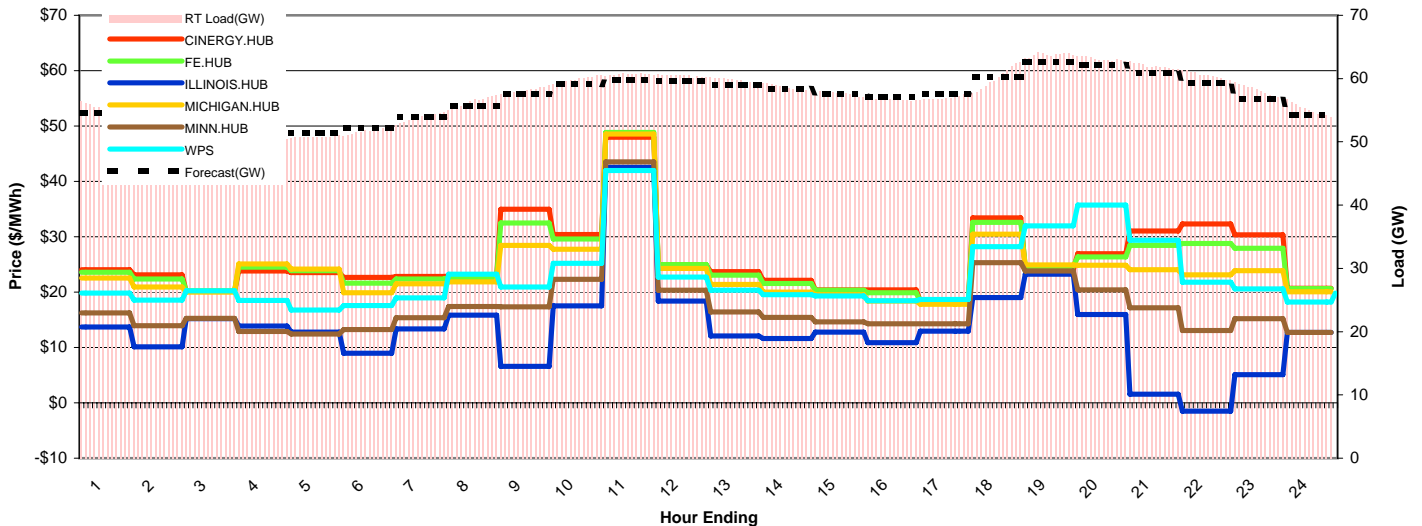
Day-Ahead Prices and Cleared Load

	HE1	HE2	HE3	HE4	HE5	HE6	HE7	HE8	HE9	HE10	HE11	HE12	HE13	HE14	HE15	HE16	HE17	HE18	HE19	HE20	HE21	HE22	HE23	HE24
CINERGY.HUB	20.32	19.37	18.83	18.50	18.88	19.67	21.33	23.45	24.79	25.91	25.93	24.96	23.31	22.00	21.78	21.55	22.48	34.28	28.35	26.23	23.51	22.90	21.26	19.21
FE.HUB	21.93	21.08	20.59	20.38	20.56	21.29	22.66	23.63	25.73	26.69	26.61	25.51	23.88	22.54	22.21	22.14	23.09	35.74	29.13	26.78	23.99	23.44	22.29	20.78
ILLINOIS.HUB	14.00	13.35	13.53	13.03	13.39	12.59	13.51	15.95	18.53	19.75	20.09	19.20	18.90	17.44	17.05	17.24	17.77	28.82	26.64	22.71	18.51	16.96	17.32	13.86
MICHIGAN.HUB	16.72	16.38	15.40	14.88	16.08	16.36	17.55	23.45	25.39	26.75	26.90	25.88	24.04	22.77	22.31	22.28	23.25	34.49	29.10	27.60	25.05	24.26	20.45	17.56
MINN.HUB	14.93	13.42	12.43	12.09	11.67	12.05	13.62	16.36	19.19	23.13	23.34	23.44	20.20	19.26	17.73	16.71	17.30	33.74	34.36	28.49	22.25	17.98	14.22	10.50
WPS	19.12	18.71	16.75	16.45	16.77	17.26	23.56	33.18	34.85	34.92	34.28	34.77	31.12	29.81	28.54	27.22	28.58	40.41	47.47	43.69	36.52	34.16	26.65	21.74
Cleared(GW)	50.2	49.4	48.0	47.5	48.1	49.5	52.3	56.6	59.3	61.0	61.3	60.5	59.1	57.8	57.0	56.5	57.9	65.8	65.4	63.5	62.0	59.4	55.2	5.1



Preliminary Real-Time Prices with Forecasted and Actual System Load

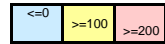
	HE1	HE2	HE3	HE4	HE5	HE6	HE7	HE8	HE9	HE10	HE11	HE12	HE13	HE14	HE15	HE16	HE17	HE18	HE19	HE20	HE21	HE22	HE23	HE24
CINERGY.HUB	24.05	23.13	20.10	23.83	23.50	22.66	22.83	22.87	34.98	30.40	47.95	24.92	23.71	22.12	20.39	20.38	18.41	33.43	24.02	26.95	31.05	32.29	30.32	20.70
FE.HUB	23.58	22.39	20.26	24.49	23.90	21.63	22.38	22.61	32.46	29.58	48.82	24.98	23.06	21.56	20.34	19.86	18.39	32.62	24.70	26.35	28.45	28.79	27.92	20.63
ILLINOIS.HUB	13.69	10.11	15.21	13.89	12.75	8.94	13.34	15.85	6.57	17.51	42.56	18.41	12.07	11.61	12.77	10.88	12.92	19.03	23.22	15.93	1.56	-1.52	5.09	12.71
MICHIGAN.HUB	22.57	20.90	20.02	25.07	24.19	19.88	21.49	21.87	28.46	27.72	48.55	24.28	21.38	19.98	19.54	18.40	17.79	30.47	24.94	24.86	24.04	23.13	23.87	20.07
MINN.HUB	16.24	13.91	15.26	12.90	12.43	13.22	15.38	17.38	17.35	22.32	43.54	20.36	16.44	15.44	14.61	14.26	14.25	25.29	23.79	20.42	17.14	13.05	15.23	12.74
WPS	19.83	18.57	20.22	18.51	16.78	17.60	18.99	23.26	20.94	25.22	41.97	22.69	20.37	19.54	19.29	18.44	18.66	28.22	31.94	35.71	29.36	21.81	20.55	18.22
Forecasted(GW)	54.6	52.5	52.2	51.5	51.4	52.2	53.9	55.6	57.6	59.1	59.8	59.6	59.0	58.4	57.6	57.1	57.6	60.2	62.6	62.2	60.9	59.2	56.8	54.2
(RT) - (DA Load)	4.92	3.39	3.42	3.23	2.71	2.29	1.57	-0.23	-1.15	-1.07	-0.57	-0.04	0.75	0.87	0.63	0.16	-0.92	-5.70	-1.68	-0.37	0.05	1.15	3.01	50.00



MISO Daily Report

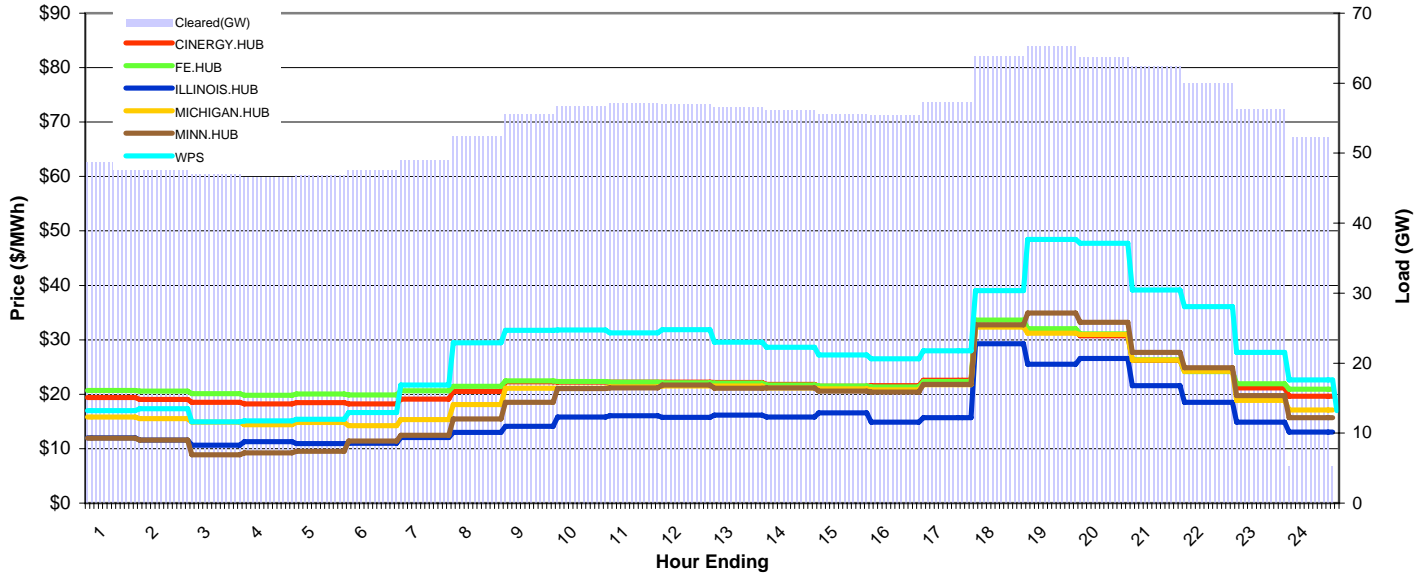
Delivery Day: Sunday, November 22, 2009

Price Color Codes:



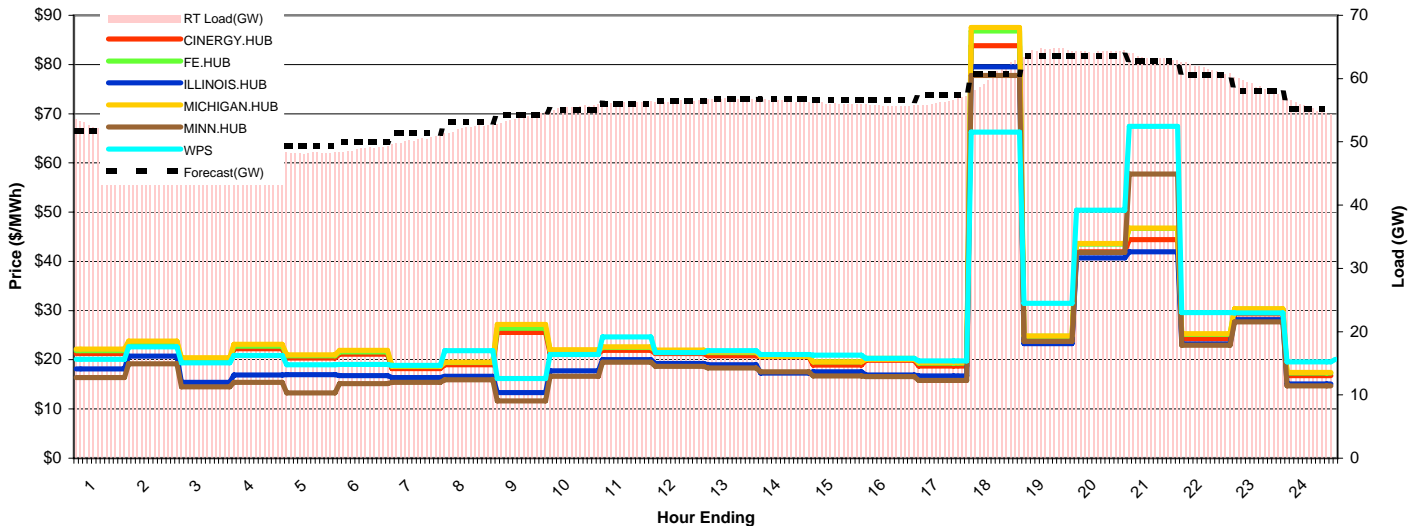
Day-Ahead Prices and Cleared Load

	HE1	HE2	HE3	HE4	HE5	HE6	HE7	HE8	HE9	HE10	HE11	HE12	HE13	HE14	HE15	HE16	HE17	HE18	HE19	HE20	HE21	HE22	HE23	HE24
CINERGY.HUB	19.37	19.04	18.54	18.25	18.45	18.20	19.10	20.51	22.26	22.24	22.20	22.25	22.17	21.79	21.43	21.57	22.57	32.70	31.70	30.74	26.24	24.30	21.15	19.66
FE.HUB	20.70	20.57	20.12	19.83	20.05	19.84	20.66	21.44	22.44	22.36	22.20	22.08	22.05	21.68	21.49	21.33	22.33	33.61	32.02	31.10	26.33	24.19	21.90	20.93
ILLINOIS.HUB	11.99	11.56	10.65	11.30	10.95	11.00	12.07	12.97	14.09	15.79	16.05	15.74	16.16	15.81	16.55	14.89	15.71	29.29	25.54	26.59	21.56	18.49	14.89	13.03
MICHIGAN.HUB	15.83	15.49	14.85	14.40	14.82	14.23	15.32	18.10	21.08	21.13	21.34	21.52	21.54	21.15	20.99	20.80	21.77	32.33	31.19	30.98	26.26	24.24	18.87	17.08
MINN.HUB	11.91	11.61	8.88	9.20	9.50	11.38	12.49	15.46	18.51	21.07	21.19	21.69	21.10	21.16	20.60	20.42	21.79	32.74	34.93	33.22	27.69	24.89	19.77	15.67
WPS	16.97	17.32	14.92	15.09	15.39	16.62	21.69	29.45	31.76	31.83	31.26	31.84	29.59	28.62	27.23	26.53	27.96	39.04	48.42	47.71	39.13	36.08	27.66	22.63
Cleared(GW)	48.7	47.9	47.0	46.5	46.9	47.6	49.0	52.4	55.5	56.7	57.1	56.9	56.6	56.1	55.6	55.5	57.2	63.8	65.3	63.7	62.4	60.0	56.2	5.2



Preliminary Real-Time Prices with Forecasted and Actual System Load

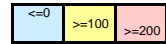
	HE1	HE2	HE3	HE4	HE5	HE6	HE7	HE8	HE9	HE10	HE11	HE12	HE13	HE14	HE15	HE16	HE17	HE18	HE19	HE20	HE21	HE22	HE23	HE24
CINERGY.HUB	21.29	23.00	19.58	22.22	20.38	21.11	18.23	18.98	25.55	21.24	21.89	21.24	20.84	20.62	18.95	19.90	18.70	83.82	23.94	41.97	44.44	24.25	29.30	16.76
FE.HUB	21.85	23.52	20.02	22.74	20.82	21.60	18.65	19.42	26.38	21.82	22.48	21.86	21.47	20.99	19.56	20.32	19.29	86.80	24.80	43.52	46.66	25.19	30.31	17.29
ILLINOIS.HUB	18.16	20.77	15.39	16.93	16.95	16.77	16.39	16.65	13.33	17.78	20.01	19.28	19.01	17.30	17.54	16.88	16.72	79.53	23.31	40.72	41.92	23.23	28.19	15.06
MICHIGAN.HUB	22.20	23.81	20.41	23.16	20.98	21.92	18.76	19.52	27.19	22.03	22.62	22.01	21.59	20.68	19.60	20.09	19.44	87.52	24.85	43.63	46.76	25.27	30.40	17.45
MINN.HUB	16.39	19.20	14.53	15.38	13.24	15.17	15.42	15.90	11.63	16.65	19.51	18.67	18.34	17.54	16.72	16.60	15.83	77.76	23.73	41.80	57.74	22.94	27.69	14.72
WPS	20.12	22.63	19.36	20.90	19.01	19.03	18.87	21.86	16.20	21.08	24.66	21.43	21.84	21.10	20.96	20.26	19.78	66.27	31.49	50.41	67.41	29.57	29.55	19.58
Forecasted(GW)	51.8	51.0	50.0	49.4	49.3	50.0	51.3	53.2	54.3	55.0	56.0	56.4	56.7	56.8	56.6	56.6	57.4	60.7	63.6	63.6	62.8	60.6	58.0	55.1
(RT) - (DA Load)	3.58	2.34	1.93	1.89	1.37	1.27	1.27	-0.32	-1.73	-1.32	-0.91	-0.50	0.18	0.35	0.42	0.22	-0.85	-3.19	-0.86	0.55	0.88	1.61	2.52	50.26



MISO Daily Report

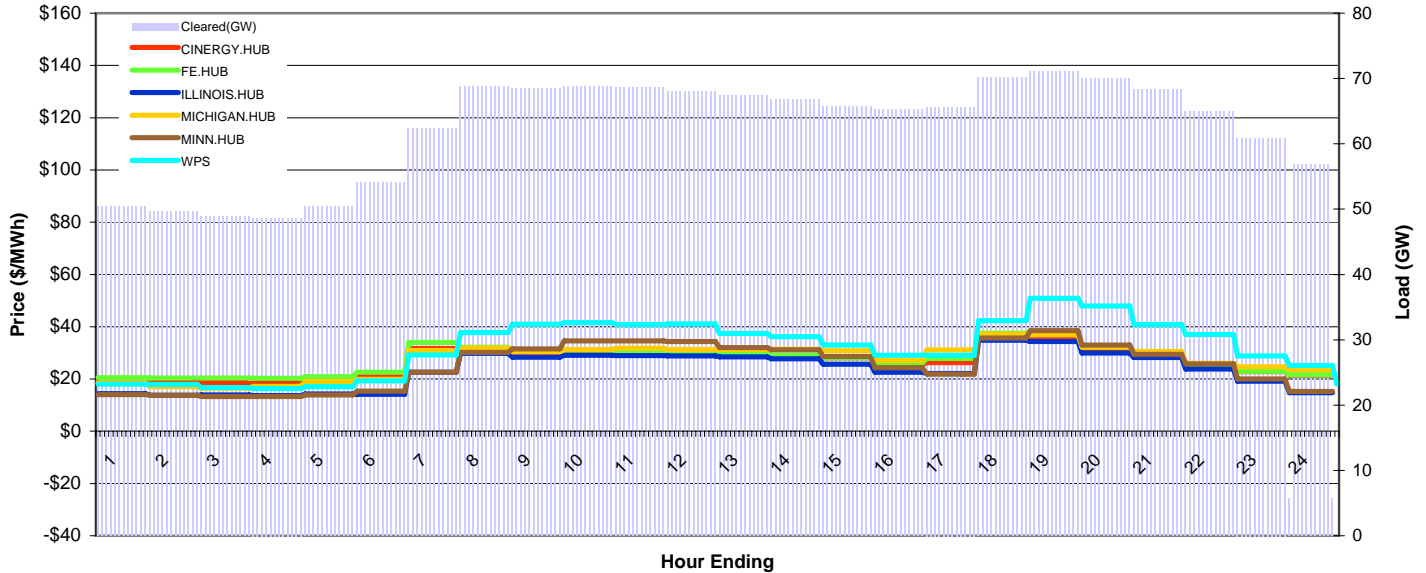
Delivery Day: Monday, November 23, 2009

Price Color Codes:



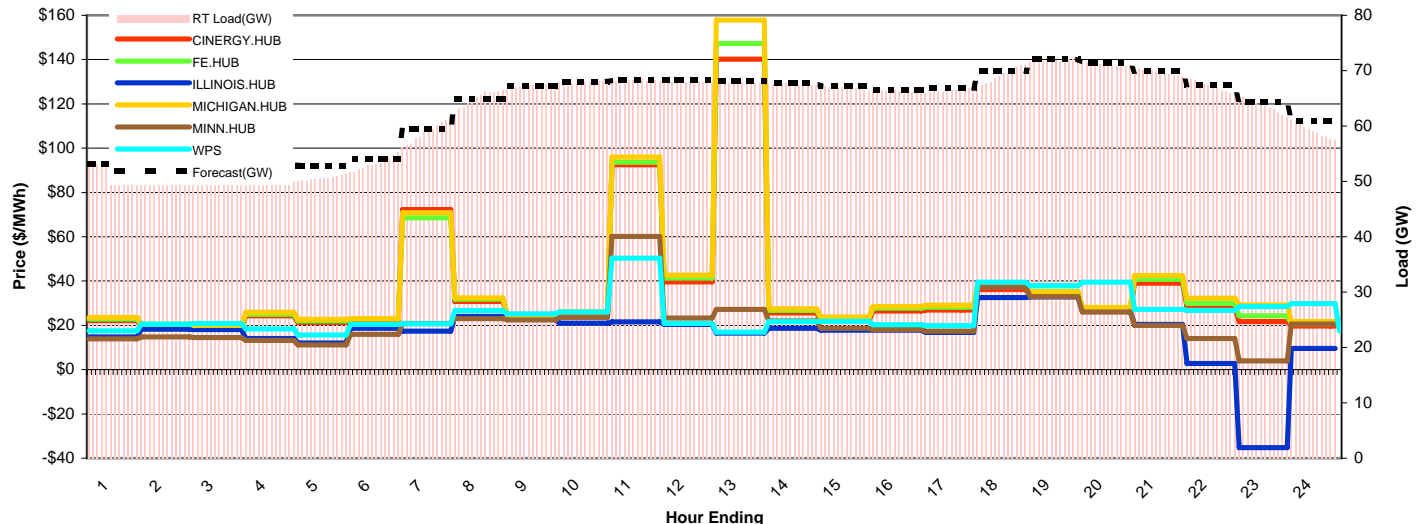
Day-Ahead Prices and Cleared Load

	HE1	HE2	HE3	HE4	HE5	HE6	HE7	HE8	HE9	HE10	HE11	HE12	HE13	HE14	HE15	HE16	HE17	HE18	HE19	HE20	HE21	HE22	HE23	HE24
CINERGY.HUB	19.43	18.88	18.65	18.83	19.72	21.54	31.65	31.35	29.76	30.32	29.90	29.75	29.10	28.60	28.09	25.62	26.23	36.48	36.13	31.46	29.51	25.00	22.81	21.50
FE.HUB	20.49	20.41	20.36	20.27	20.89	22.58	33.92	32.18	30.57	31.05	30.68	30.65	29.63	29.09	28.09	26.08	27.80	37.47	37.13	32.32	30.13	25.49	22.90	21.65
ILLINOIS.HUB	14.38	13.78	13.92	13.63	14.26	14.08	22.64	29.86	28.29	29.11	28.97	28.79	28.50	27.70	25.68	22.54	22.04	34.82	34.36	29.94	28.18	23.82	19.21	14.73
MICHIGAN.HUB	18.51	17.02	16.49	17.23	19.03	19.94	30.90	31.93	30.40	31.25	31.78	31.27	31.33	31.37	30.77	27.06	31.12	37.11	36.90	32.11	30.59	26.05	24.66	23.55
MINN.HUB	14.00	13.75	13.27	13.25	13.94	15.40	22.59	30.15	31.55	34.56	34.62	34.35	32.07	31.19	28.63	24.29	21.91	35.65	38.50	32.99	29.47	25.79	20.06	15.22
WPS	18.05	17.96	16.75	16.39	17.02	19.31	29.15	37.78	40.99	41.58	40.83	41.10	37.45	36.21	33.00	29.10	29.06	42.30	50.91	47.89	40.86	37.01	28.84	25.19
Cleared(GW)	50.5	49.6	48.9	48.7	50.4	54.0	62.3	68.7	68.5	68.8	68.6	67.9	67.4	66.8	65.8	65.2	65.7	70.1	71.0	70.0	68.3	64.9	60.9	5.7



Preliminary Real-Time Prices with Forecasted and Actual System Load

	HE1	HE2	HE3	HE4	HE5	HE6	HE7	HE8	HE9	HE10	HE11	HE12	HE13	HE14	HE15	HE16	HE17	HE18	HE19	HE20	HE21	HE22	HE23	HE24
CINERGY.HUB	22.17	19.92	19.41	24.26	21.28	22.40	72.31	30.79	23.46	25.70	92.48	39.59	140.19	25.59	22.26	26.53	26.94	36.13	33.76	26.91	38.98	28.17	21.70	19.65
FE.HUB	22.91	20.46	19.91	25.09	21.99	22.81	68.55	31.85	24.25	26.08	93.65	41.36	147.28	26.74	23.20	27.71	28.18	37.98	35.25	28.06	40.83	29.94	24.31	20.72
ILLINOIS.HUB	14.77	18.21	18.05	14.06	12.00	18.64	17.36	24.01	22.69	20.98	21.60	20.42	16.56	18.64	17.76	18.84	16.82	32.51	32.77	26.18	20.44	2.77	-35.17	9.61
MICHIGAN.HUB	23.53	20.54	19.91	25.87	22.77	23.05	70.86	32.45	24.39	26.24	95.98	42.70	157.81	27.52	23.75	28.51	29.07	38.19	34.97	28.00	42.47	32.27	29.23	21.71
MINN.HUB	13.88	14.78	14.51	13.16	11.22	15.93	20.81	23.04	22.43	23.63	60.14	23.36	27.22	22.01	18.66	18.13	17.35	37.35	32.98	26.10	20.03	14.08	4.00	20.51
WPS	17.55	20.50	20.77	18.39	15.65	20.42	20.73	26.55	25.11	26.06	50.35	20.78	16.94	21.64	21.91	20.19	19.78	39.44	37.96	39.52	27.23	26.70	28.46	29.84
Forecasted(GW)	53.2	52.5	51.6	51.6	52.8	54.1	59.4	64.9	67.2	68.0	68.3	68.4	68.2	67.7	67.2	66.6	66.8	69.9	72.1	71.5	69.9	67.5	64.3	60.9
(RT) - (DA Load)	2.05	1.41	1.20	1.19	0.17	-0.79	-3.41	-3.77	-1.19	-0.90	-0.35	0.10	0.48	0.72	1.20	1.14	0.73	-0.92	0.86	1.19	1.43	2.35	2.85	53.49



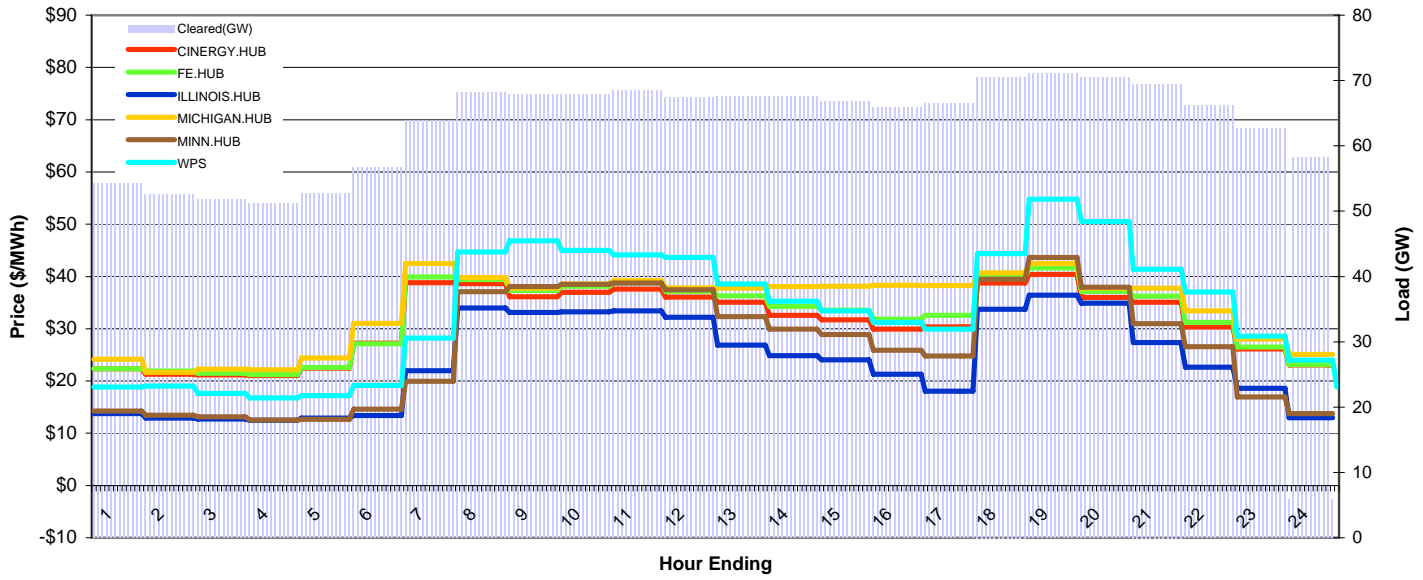
MISO Daily Report

Delivery Day: Tuesday, November 24, 2009

Price Color Codes: ≤0 ≥100 ≥200

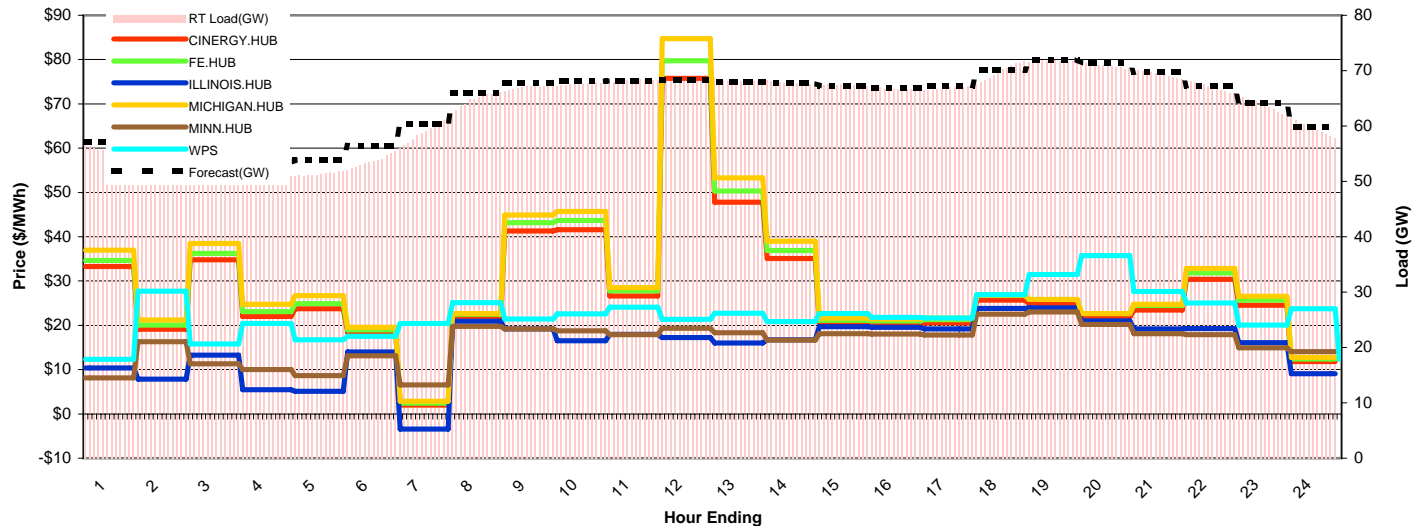
Day-Ahead Prices and Cleared Load

	HE1	HE2	HE3	HE4	HE5	HE6	HE7	HE8	HE9	HE10	HE11	HE12	HE13	HE14	HE15	HE16	HE17	HE18	HE19	HE20	HE21	HE22	HE23	HE24
CINERGY.HUB	22.32	21.32	21.18	21.04	22.48	27.26	38.79	38.60	36.13	36.94	37.58	36.02	35.10	32.54	31.70	29.91	30.38	38.73	40.38	36.01	35.04	30.33	26.11	23.05
FE.HUB	22.36	21.93	21.47	21.25	22.55	27.09	39.90	39.43	37.31	38.15	38.80	37.13	36.28	34.25	33.57	31.82	32.53	39.94	41.64	37.13	36.23	31.19	26.50	23.10
ILLINOIS.HUB	13.75	12.90	12.71	12.50	12.89	13.38	21.99	33.99	33.11	33.22	33.42	32.22	26.88	24.85	24.04	21.30	18.07	33.70	36.44	34.90	27.36	22.65	18.58	12.98
MICHIGAN.HUB	24.14	21.66	22.25	22.16	24.43	31.02	42.51	39.79	37.78	38.57	39.23	37.80	37.78	38.06	38.15	38.30	38.24	40.72	42.47	37.79	37.74	33.41	28.04	25.07
MINN.HUB	14.23	13.48	13.13	12.52	12.63	14.60	19.92	37.12	38.08	38.51	38.75	37.45	32.34	29.91	28.90	25.89	24.76	39.47	43.67	37.97	30.98	26.56	16.92	13.74
WPS	18.85	19.03	17.60	16.75	17.19	19.13	28.19	44.68	46.82	44.97	44.13	43.62	38.55	35.23	33.42	31.20	29.90	44.37	54.79	50.50	41.38	37.05	28.59	23.98
Cleared(GW)	54.2	52.6	51.8	51.2	52.7	56.7	63.8	68.2	67.9	67.9	68.5	67.4	67.5	67.5	66.7	65.9	66.4	70.5	71.1	70.4	69.5	66.2	62.7	5.8



Preliminary Real-Time Prices with Forecasted and Actual System Load

	HE1	HE2	HE3	HE4	HE5	HE6	HE7	HE8	HE9	HE10	HE11	HE12	HE13	HE14	HE15	HE16	HE17	HE18	HE19	HE20	HE21	HE22	HE23	HE24
CINERGY.HUB	33.25	19.09	34.80	21.98	23.75	18.40	2.00	21.81	41.28	41.62	26.63	75.74	47.81	35.12	20.29	20.25	20.55	25.70	24.83	21.77	23.46	30.42	24.57	11.84
FE.HUB	34.62	20.05	36.21	23.06	24.91	19.00	2.41	22.55	43.15	43.66	27.82	79.73	50.34	36.88	21.11	20.97	21.30	26.78	25.86	22.66	24.44	31.81	25.67	12.42
ILLINOIS.HUB	10.41	7.84	13.24	5.44	5.07	14.00	-3.40	20.92	19.17	16.50	17.96	17.21	16.00	16.74	19.69	19.56	19.22	23.84	23.95	21.00	19.17	19.24	16.10	9.11
MICHIGAN.HUB	36.93	21.23	38.49	24.72	26.71	19.54	2.86	22.66	44.88	45.68	28.48	84.70	53.32	38.98	21.68	21.41	21.65	26.88	25.82	22.63	24.77	32.82	26.55	12.78
MINN.HUB	8.13	16.28	11.28	10.00	8.64	13.12	6.57	19.78	19.20	18.77	17.90	19.31	18.29	16.69	18.11	18.01	17.82	22.50	23.02	20.21	18.09	17.90	14.96	14.05
WPS	12.32	27.75	15.78	20.41	16.74	17.52	20.39	25.15	21.45	22.55	24.10	21.34	22.72	20.83	22.63	21.80	21.62	26.93	31.46	35.72	27.65	25.02	20.08	23.73
Forecasted(GW)	57.1	55.0	53.8	53.3	53.9	56.5	60.4	65.9	67.9	68.1	68.2	68.3	68.1	67.7	67.3	66.9	67.3	70.0	72.0	71.3	69.7	67.3	64.1	59.9
(RT) - (DA Load)	1.09	0.34	-0.14	-0.08	-1.30	-3.05	-5.00	-3.39	-0.84	-0.25	-0.22	0.97	0.70	0.34	0.71	0.89	0.48	-0.69	0.60	0.53	-0.06	0.96	1.15	53.80



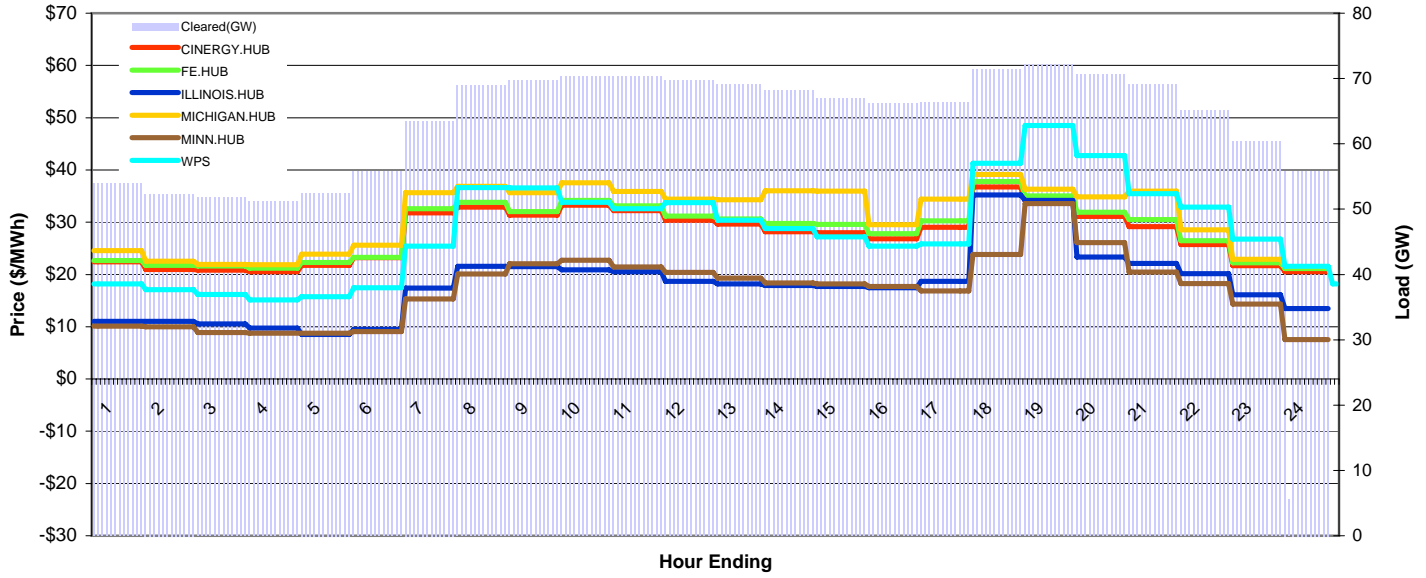
MISO Daily Report

Delivery Day: Wednesday, November 25, 2009

Price Color Codes: ≤0 ≥100 ≥200

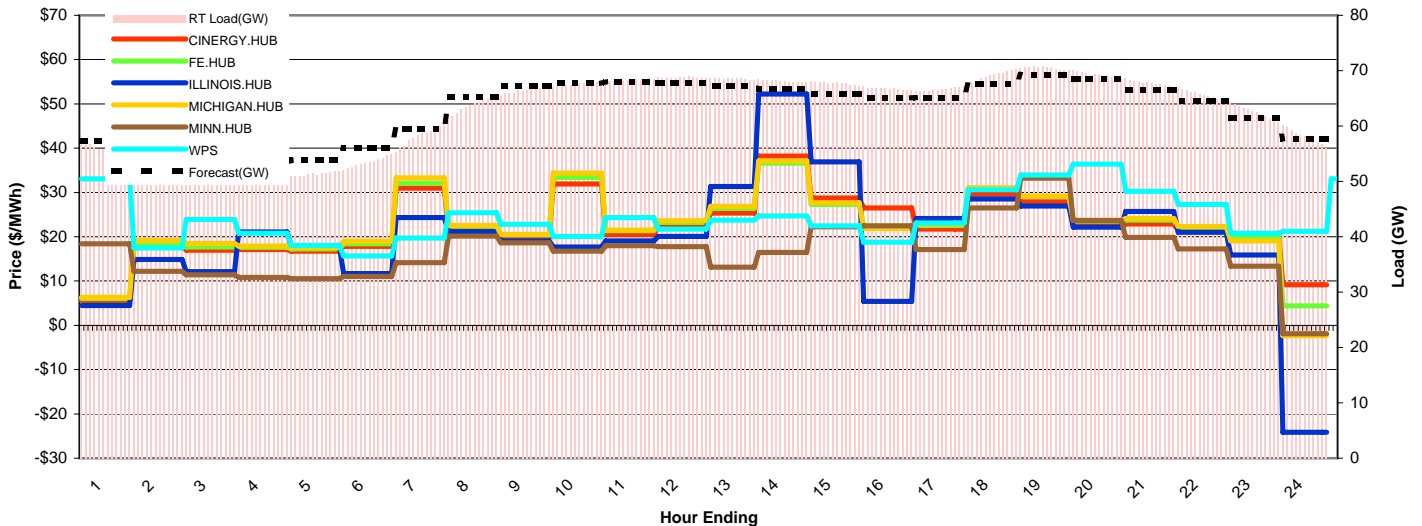
Day-Ahead Prices and Cleared Load

	HE1	HE2	HE3	HE4	HE5	HE6	HE7	HE8	HE9	HE10	HE11	HE12	HE13	HE14	HE15	HE16	HE17	HE18	HE19	HE20	HE21	HE22	HE23	HE24
CINERGY.HUB	22.42	20.96	20.81	20.49	21.77	23.24	31.80	32.86	31.38	33.28	32.20	30.41	29.67	28.15	28.01	26.82	29.01	36.75	34.13	31.13	29.13	25.74	21.71	20.49
FE.HUB	22.64	21.74	21.61	21.21	22.31	23.28	32.60	33.80	32.06	34.15	33.13	31.18	30.60	29.74	29.61	27.80	30.24	37.77	35.03	31.93	30.50	26.43	22.26	21.14
ILLINOIS.HUB	11.00	11.00	10.55	9.75	8.51	9.52	17.38	21.56	21.53	20.89	20.50	18.71	18.19	17.87	17.71	17.48	18.70	35.23	34.15	23.35	22.09	20.16	16.13	13.48
MICHIGAN.HUB	24.55	22.56	21.93	21.88	23.91	25.59	35.63	36.87	35.65	37.54	35.90	34.45	34.29	36.00	35.93	29.50	34.44	39.12	36.30	34.84	35.95	28.54	22.88	21.51
MINN.HUB	10.11	10.00	8.89	8.77	8.79	9.08	15.31	20.12	22.06	22.70	21.46	20.40	19.27	18.38	18.22	17.71	16.86	23.82	33.59	26.10	20.44	18.28	14.31	7.54
WPS	18.18	17.11	16.19	15.13	15.75	17.47	25.45	36.60	36.57	33.79	32.56	33.74	30.37	28.79	27.20	25.44	25.82	41.27	48.51	42.74	35.45	32.91	26.77	21.55
Cleared(GW)	54.0	52.3	51.7	51.1	52.5	55.8	63.5	68.9	69.7	70.3	70.3	69.7	69.0	68.2	66.9	66.1	66.4	71.4	72.2	70.6	69.1	65.1	60.4	5.6



Preliminary Real-Time Prices with Forecasted and Actual System Load

	HE1	HE2	HE3	HE4	HE5	HE6	HE7	HE8	HE9	HE10	HE11	HE12	HE13	HE14	HE15	HE16	HE17	HE18	HE19	HE20	HE21	HE22	HE23	HE24
CINERGY.HUB	5.58	17.92	16.97	17.14	16.74	17.81	30.99	21.63	19.74	31.92	20.52	22.29	25.38	38.22	28.72	26.53	21.70	29.61	27.87	22.59	22.91	21.52	20.26	9.14
FE.HUB	6.06	18.50	17.72	17.59	17.22	18.39	32.09	22.35	20.44	33.35	21.34	23.23	26.45	36.64	27.30	22.47	22.50	30.88	29.08	23.51	23.79	22.13	19.98	4.41
ILLINOIS.HUB	4.45	14.85	12.10	21.07	18.00	11.71	24.36	21.16	19.06	17.67	19.07	20.07	31.37	52.20	36.93	5.38	24.10	28.55	26.97	22.20	25.70	20.98	15.91	-24.17
MICHIGAN.HUB	6.33	19.11	18.51	17.87	17.53	19.01	33.31	22.55	20.53	34.40	21.54	23.59	26.88	37.09	27.63	21.89	22.79	31.08	29.18	23.70	24.11	22.29	19.06	-2.32
MINN.HUB	18.39	12.19	11.41	10.80	10.50	11.03	14.12	20.16	18.62	16.74	18.01	17.76	13.10	16.43	22.21	22.49	17.11	26.53	33.24	23.71	19.88	17.29	13.37	-1.92
WPS	33.06	17.50	23.88	20.82	18.04	15.63	19.69	25.44	22.78	20.05	24.34	21.77	23.77	24.67	22.46	18.77	23.11	30.61	33.93	36.43	30.27	27.29	20.81	21.25
Forecasted(GW)	57.3	55.2	54.0	53.5	53.8	56.1	59.5	65.2	67.2	67.7	68.0	67.8	67.2	66.7	65.8	65.1	65.2	67.6	69.3	68.4	66.5	64.6	61.5	57.7
(RT) - (DA Load)	1.65	0.70	-0.04	-0.12	-1.08	-2.27	-5.25	-5.21	-3.27	-2.73	-1.87	-0.98	-0.49	0.00	0.85	0.66	0.33	-2.28	-1.64	-1.29	-1.35	0.60	2.09	52.58



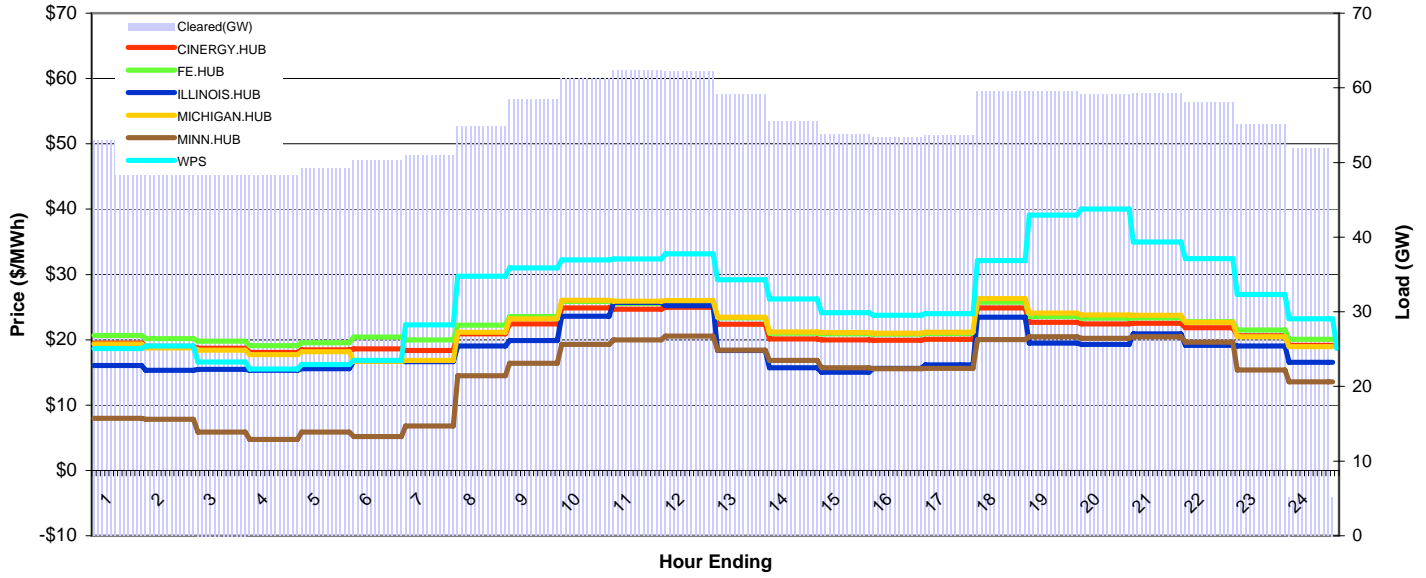
MISO Daily Report

Delivery Day: Thursday, November 26, 2009

Price Color Codes: <=0 >=100 >=200

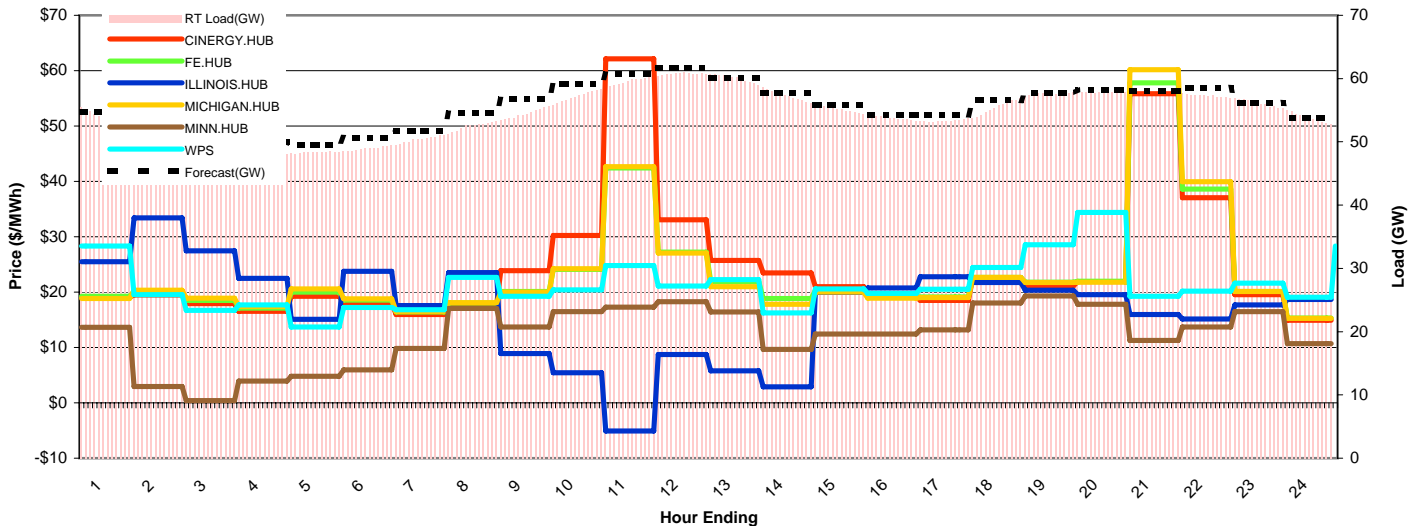
Day-Ahead Prices and Cleared Load

	HE1	HE2	HE3	HE4	HE5	HE6	HE7	HE8	HE9	HE10	HE11	HE12	HE13	HE14	HE15	HE16	HE17	HE18	HE19	HE20	HE21	HE22	HE23	HE24
CINERGY.HUB	19.50	19.01	18.70	18.05	18.45	18.59	18.36	20.91	22.45	24.86	24.70	24.96	22.36	20.11	20.00	19.95	20.10	24.88	22.69	22.43	22.52	21.82	20.61	19.16
FE.HUB	20.65	20.16	19.78	19.08	19.52	20.42	19.96	22.24	23.58	25.86	25.55	25.88	23.34	21.01	20.89	20.87	20.95	25.78	23.57	23.30	23.34	22.79	21.51	20.07
ILLINOIS.HUB	16.04	15.35	15.49	15.31	15.55	16.68	16.65	19.07	19.89	23.63	25.71	25.22	18.37	15.74	15.05	15.60	16.18	23.44	19.48	19.30	20.91	19.13	19.03	16.55
MICHIGAN.HUB	19.36	18.78	18.41	17.71	18.19	16.69	16.85	21.18	23.22	26.05	25.92	26.03	23.45	21.19	21.11	20.99	21.14	26.30	24.09	23.81	23.76	22.67	20.46	18.95
MINN.HUB	8.00	7.84	5.88	4.77	5.88	5.20	6.82	14.49	16.41	19.28	19.99	20.58	18.42	16.83	15.74	15.59	15.60	20.04	20.48	20.25	20.47	19.66	15.40	13.57
WPS	18.68	19.04	16.59	15.55	16.22	16.86	22.30	29.75	31.02	32.21	32.39	33.16	29.21	26.26	24.16	23.77	23.98	32.15	39.07	40.02	34.98	32.43	26.92	23.21
Cleared(GW)	53.0	51.4	50.1	48.2	49.2	50.3	50.9	54.9	58.4	61.3	62.3	62.2	59.1	55.5	53.8	53.3	53.6	59.5	59.5	59.2	59.3	58.1	55.1	5.2



Preliminary Real-Time Prices with Forecasted and Actual System Load

	HE1	HE2	HE3	HE4	HE5	HE6	HE7	HE8	HE9	HE10	HE11	HE12	HE13	HE14	HE15	HE16	HE17	HE18	HE19	HE20	HE21	HE22	HE23	HE24
CINERGY.HUB	19.07	19.48	17.90	16.55	19.25	18.01	15.93	17.74	23.85	30.26	62.13	33.08	25.74	23.49	20.96	19.11	18.52	22.57	21.08	21.90	55.84	37.06	19.52	14.91
FE.HUB	19.25	20.05	18.50	17.09	19.98	18.56	16.40	18.06	20.09	24.11	42.45	27.23	21.91	18.86	20.27	19.11	19.13	22.68	21.77	21.97	57.81	38.59	20.10	15.30
ILLINOIS.HUB	25.48	33.42	27.44	22.48	15.11	23.78	17.56	23.51	8.91	5.45	-5.07	8.73	5.78	2.87	19.95	20.77	22.75	21.72	20.32	19.51	15.97	15.17	17.68	18.66
MICHIGAN.HUB	18.84	20.34	18.91	17.38	20.58	18.78	16.50	18.12	20.02	24.22	42.64	27.06	20.98	17.81	19.99	18.93	19.03	22.65	21.72	21.77	60.20	39.94	20.14	15.28
MINN.HUB	13.62	2.94	0.43	3.92	4.81	5.95	9.81	17.06	13.70	16.48	17.26	18.29	16.43	9.64	12.44	12.44	13.17	18.05	19.31	17.79	11.25	13.68	16.47	10.67
WPS	28.32	19.53	16.71	17.66	13.70	17.21	16.81	22.65	19.24	20.42	24.82	21.10	22.25	16.23	20.60	19.79	20.51	24.45	28.56	34.39	19.27	20.17	21.65	19.07
Forecasted(GW)	54.8	52.3	51.1	50.0	49.6	50.6	51.7	54.5	56.7	59.1	60.7	61.7	60.1	57.8	55.8	54.3	54.2	56.6	57.7	58.3	58.0	58.5	56.2	53.8
(RT) - (DA Load)	0.90	-0.22	-0.57	0.24	-0.90	-1.34	-0.49	-2.40	-3.97	-4.07	-2.74	-1.42	0.94	1.84	1.40	0.49	-0.25	-4.07	-1.96	-1.35	-1.50	-0.74	0.99	48.67



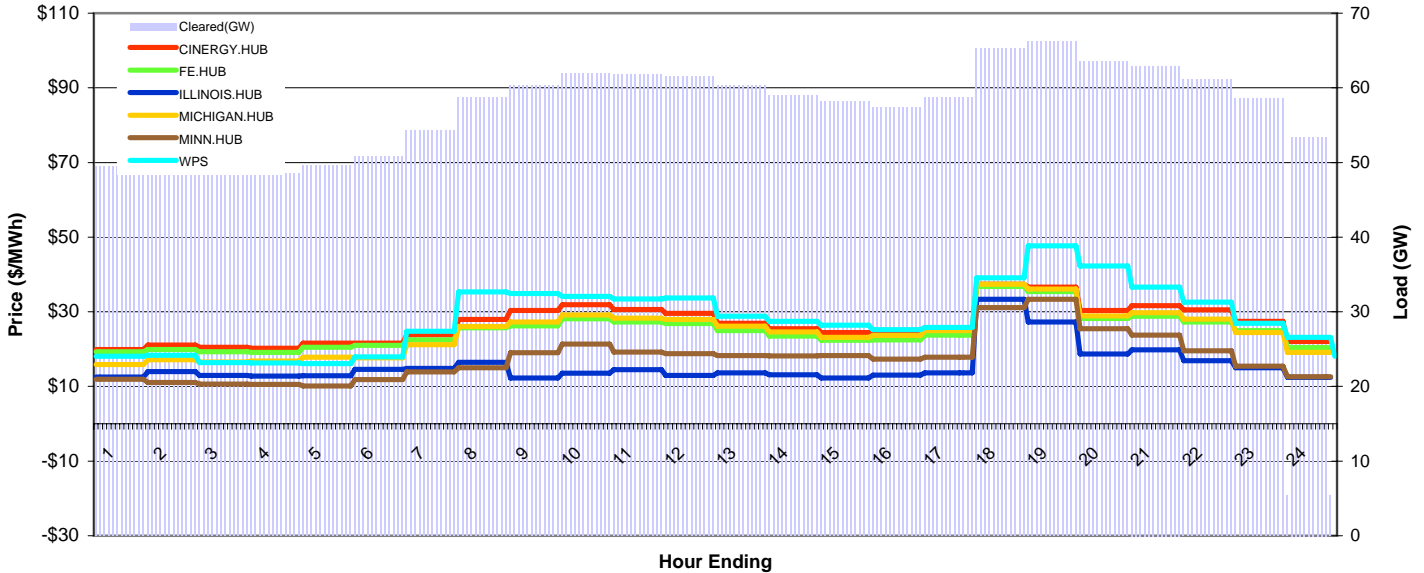
MISO Daily Report

Delivery Day: Friday, November 27, 2009

Price Color Codes: <=0 >=100 >=200

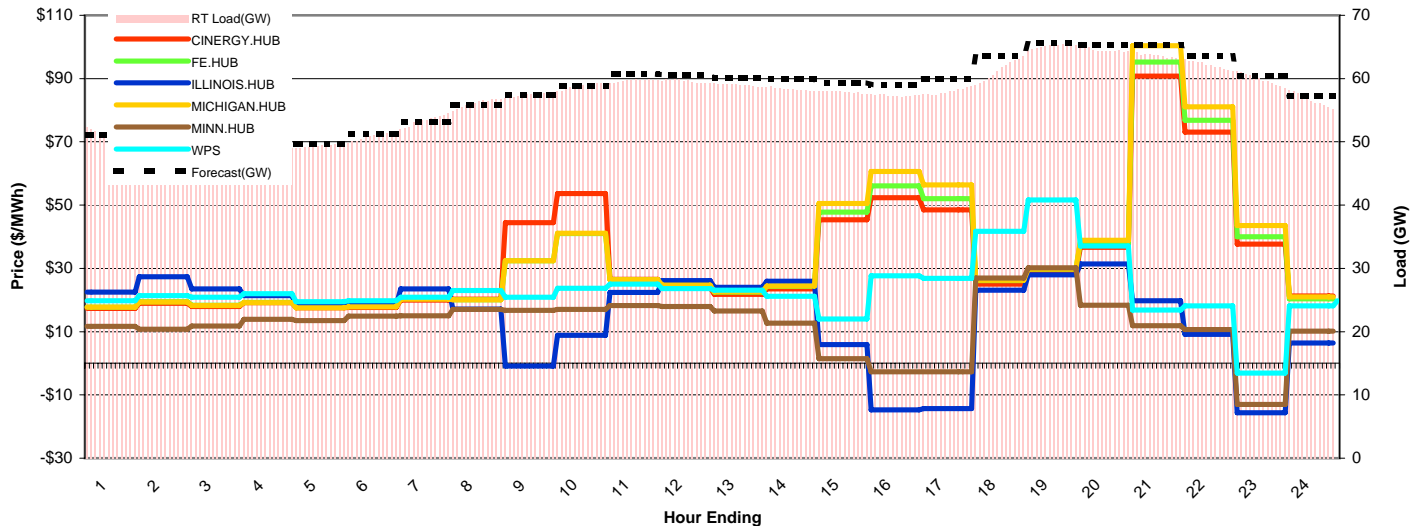
Day-Ahead Prices and Cleared Load

	HE1	HE2	HE3	HE4	HE5	HE6	HE7	HE8	HE9	HE10	HE11	HE12	HE13	HE14	HE15	HE16	HE17	HE18	HE19	HE20	HE21	HE22	HE23	HE24
CINERGY.HUB	19.91	21.13	20.46	20.26	21.59	21.65	23.86	27.98	30.38	31.92	30.60	29.62	26.89	25.46	24.46	24.00	25.31	37.40	36.59	30.39	31.60	30.49	27.44	22.02
FE.HUB	19.26	19.88	19.29	19.10	20.49	20.97	22.43	25.71	26.24	28.10	27.26	26.80	24.95	23.51	22.37	22.47	23.72	36.77	35.40	28.21	28.85	27.23	24.97	20.45
ILLINOIS.HUB	12.54	14.00	12.94	12.77	12.86	14.58	14.88	16.45	12.26	13.56	14.47	12.97	13.68	13.16	12.28	13.05	13.64	33.34	27.29	18.69	19.83	16.88	15.00	12.43
MICHIGAN.HUB	15.89	17.19	16.52	16.83	17.82	17.66	21.21	26.05	27.23	29.14	28.26	27.99	26.18	24.61	23.18	23.63	24.97	37.37	36.12	28.92	29.78	28.02	24.41	19.16
MINN.HUB	11.93	11.10	10.62	10.55	10.11	11.80	13.86	15.01	19.00	21.34	19.19	18.74	18.25	18.16	18.23	17.31	17.81	31.09	33.33	25.44	23.75	19.53	15.46	12.65
WPS	18.11	18.32	16.39	16.28	16.15	17.90	24.81	35.37	34.91	34.09	33.41	33.74	28.80	27.42	26.45	25.20	25.84	39.11	47.67	42.26	36.65	32.61	26.94	23.18
Cleared(GW)	49.5	49.6	48.6	48.5	49.7	50.9	54.3	58.7	60.3	61.9	61.8	61.5	60.3	59.0	58.2	57.4	58.7	65.3	66.2	63.5	62.9	61.2	58.5	5.3



Preliminary Real-Time Prices with Forecasted and Actual System Load

	HE1	HE2	HE3	HE4	HE5	HE6	HE7	HE8	HE9	HE10	HE11	HE12	HE13	HE14	HE15	HE16	HE17	HE18	HE19	HE20	HE21	HE22	HE23	HE24
CINERGY.HUB	17.33	18.98	17.92	19.15	17.55	17.65	20.01	20.31	44.43	53.61	26.54	23.95	21.79	23.56	45.34	52.38	48.54	25.03	28.46	36.68	90.79	73.09	37.67	21.31
FE.HUB	17.78	19.43	18.31	19.30	17.71	18.02	20.43	20.03	32.40	40.99	26.40	24.65	22.50	24.30	47.75	56.06	52.02	26.19	29.76	38.03	95.23	76.78	39.97	20.38
ILLINOIS.HUB	22.52	27.40	23.52	21.41	18.47	18.44	23.49	17.13	-0.83	8.89	22.35	26.15	24.00	25.96	5.96	-14.71	-14.31	23.11	27.92	31.41	19.75	9.11	-15.60	6.42
MICHIGAN.HUB	17.75	19.36	18.22	19.16	17.56	17.85	20.31	20.03	32.46	41.09	26.46	24.72	22.61	24.38	50.48	60.68	56.41	26.25	29.79	38.84	100.38	81.06	43.53	20.95
MINN.HUB	11.66	10.74	11.75	13.90	13.45	14.96	14.97	17.06	16.74	17.03	18.25	17.96	16.53	12.69	1.48	-2.64	-2.65	26.93	30.19	18.37	11.90	10.62	-12.99	10.16
WPS	19.75	21.34	20.86	21.96	19.47	19.74	20.88	22.96	20.87	23.74	24.98	23.58	23.10	21.21	14.04	27.61	26.87	41.69	51.65	37.07	16.87	18.10	-3.07	18.11
Forecasted(GW)	51.0	49.8	49.1	49.0	49.6	51.2	53.2	55.8	57.4	58.8	60.7	60.6	60.0	59.9	59.4	59.0	59.9	63.6	65.5	65.4	65.3	63.6	60.3	57.3
(RT) - (DA Load)	1.77	0.13	0.40	0.33	-0.23	0.04	-0.95	-2.56	-2.84	-3.15	-2.14	-1.89	-1.25	-0.60	-0.36	-0.02	-0.75	-3.91	-1.14	1.08	0.75	0.98	1.35	51.31



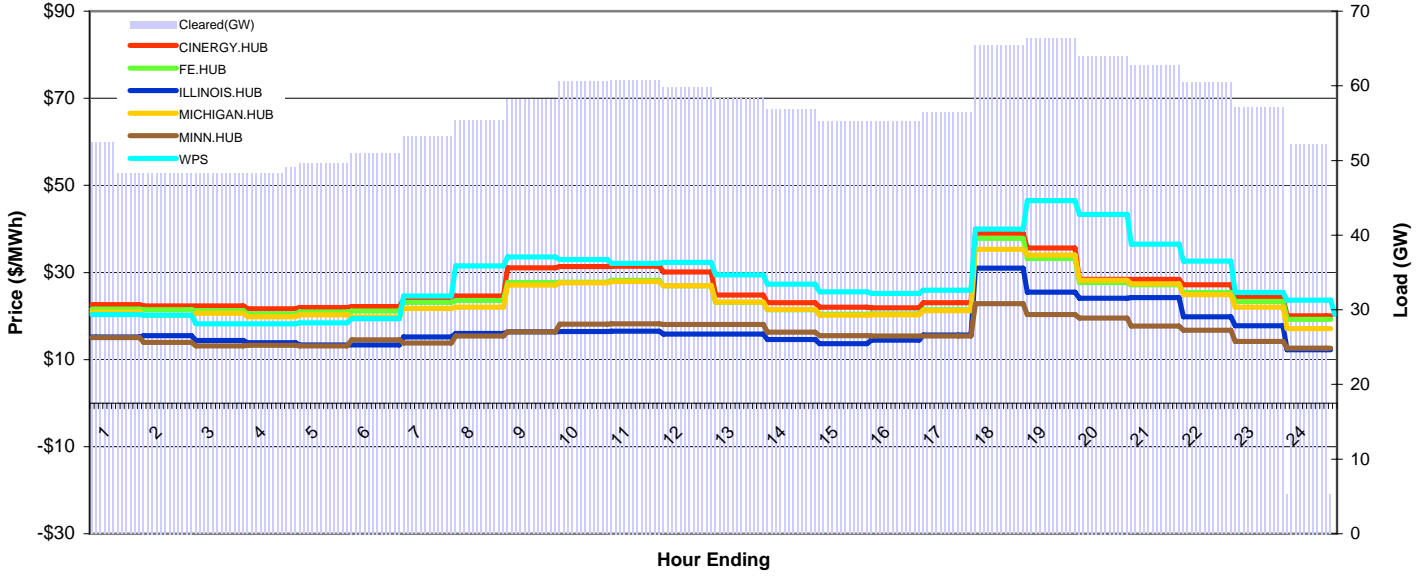
MISO Daily Report

Delivery Day: Saturday, November 28, 2009

Price Color Codes: <=0 >=100 >=200

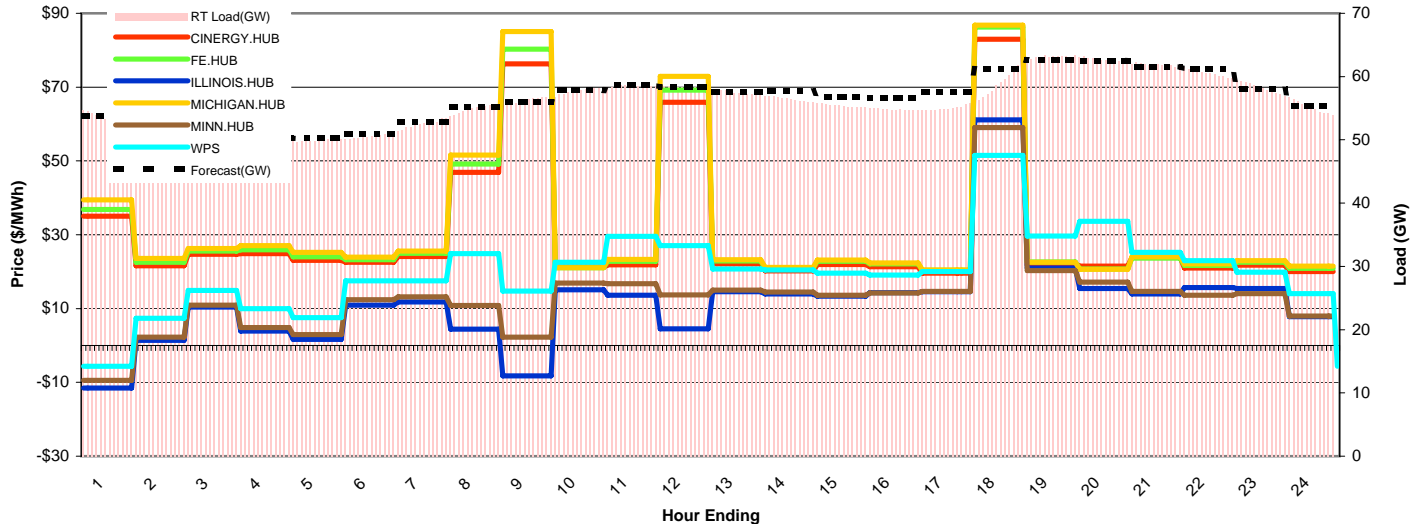
Day-Ahead Prices and Cleared Load

	HE1	HE2	HE3	HE4	HE5	HE6	HE7	HE8	HE9	HE10	HE11	HE12	HE13	HE14	HE15	HE16	HE17	HE18	HE19	HE20	HE21	HE22	HE23	HE24
CINERGY.HUB	22.61	22.33	22.29	21.66	21.95	22.20	23.82	24.63	31.06	31.34	31.44	30.12	24.80	23.09	22.02	21.89	23.03	38.98	35.59	28.42	28.43	27.16	24.27	20.03
FE.HUB	21.57	21.46	21.25	20.50	20.90	21.13	23.15	23.54	27.66	27.76	28.20	26.98	23.15	21.46	20.43	20.51	21.41	37.79	33.22	27.72	27.15	25.42	23.35	19.27
ILLINOIS.HUB	15.20	15.48	14.39	13.88	13.38	13.34	15.22	15.99	16.35	16.44	16.50	15.86	15.84	14.64	13.63	14.49	15.66	30.99	25.46	24.06	24.23	19.81	17.78	12.27
MICHIGAN.HUB	20.92	20.10	20.62	19.82	20.25	19.76	21.70	22.06	27.10	27.58	27.90	26.94	23.19	21.49	20.19	20.28	21.25	35.36	33.99	28.18	27.41	24.91	22.04	17.14
MINN.HUB	15.05	13.95	13.16	13.26	13.12	14.51	13.83	15.41	16.35	18.10	18.23	18.08	18.03	16.26	15.51	15.38	15.40	22.80	20.34	19.55	17.66	16.76	14.19	12.61
WPS	20.35	20.18	18.18	18.23	18.42	19.38	24.57	31.49	33.53	32.99	32.08	32.33	29.46	27.34	25.59	25.18	25.93	39.94	46.53	43.34	36.49	32.64	25.43	23.67
Cleared(GW)	52.4	51.0	49.8	49.0	49.5	51.0	53.2	55.4	58.1	60.5	60.8	59.8	58.3	56.9	55.3	55.2	56.4	65.5	66.3	64.0	62.7	60.5	57.1	5.2



Preliminary Real-Time Prices with Forecasted and Actual System Load

	HE1	HE2	HE3	HE4	HE5	HE6	HE7	HE8	HE9	HE10	HE11	HE12	HE13	HE14	HE15	HE16	HE17	HE18	HE19	HE20	HE21	HE22	HE23	HE24
CINERGY.HUB	35.06	21.60	24.69	24.90	23.10	22.51	24.13	46.93	76.34	21.25	21.89	65.89	22.10	20.16	21.93	21.30	19.62	82.94	21.80	21.49	23.88	20.95	21.80	20.07
FE.HUB	36.85	22.52	25.56	25.91	24.06	23.28	24.95	49.14	80.27	21.06	22.77	69.22	22.91	20.89	22.78	22.10	20.37	86.26	22.60	20.74	23.64	21.68	22.58	20.86
ILLINOIS.HUB	-11.54	1.39	10.44	3.92	1.64	10.95	11.78	4.38	-8.21	15.07	13.59	4.47	14.53	13.98	13.38	14.32	14.56	61.13	20.97	15.46	13.98	15.69	15.45	7.83
MICHIGAN.HUB	39.46	23.62	26.31	27.03	25.25	23.97	25.61	51.57	85.04	21.08	23.31	72.89	23.27	21.17	23.15	22.35	20.49	86.82	22.51	20.62	24.05	22.07	22.97	21.52
MINN.HUB	-9.43	2.24	10.96	4.88	2.96	12.43	13.19	10.88	2.25	16.95	16.74	13.66	15.04	14.47	13.63	14.26	14.64	59.03	20.29	17.20	14.68	13.60	14.04	8.00
WPS	-5.64	7.34	14.89	10.00	7.52	17.51	17.55	24.92	14.71	22.56	29.55	27.04	20.73	20.47	19.61	19.09	20.03	51.53	29.64	33.66	25.22	22.96	19.85	14.08
Forecasted(GW)	53.8	52.0	50.8	50.3	50.2	51.0	52.9	55.1	56.1	57.8	58.6	58.4	57.6	57.7	56.8	56.6	57.5	61.2	62.6	62.5	61.6	61.2	58.0	55.3
(RT) - (DA Load)	1.05	0.57	0.57	0.75	0.38	-0.37	-0.65	-0.46	-1.87	-2.82	-2.32	-1.45	-0.80	-0.38	0.17	-0.41	-1.40	-6.50	-3.17	-1.29	-0.79	0.09	1.12	50.00



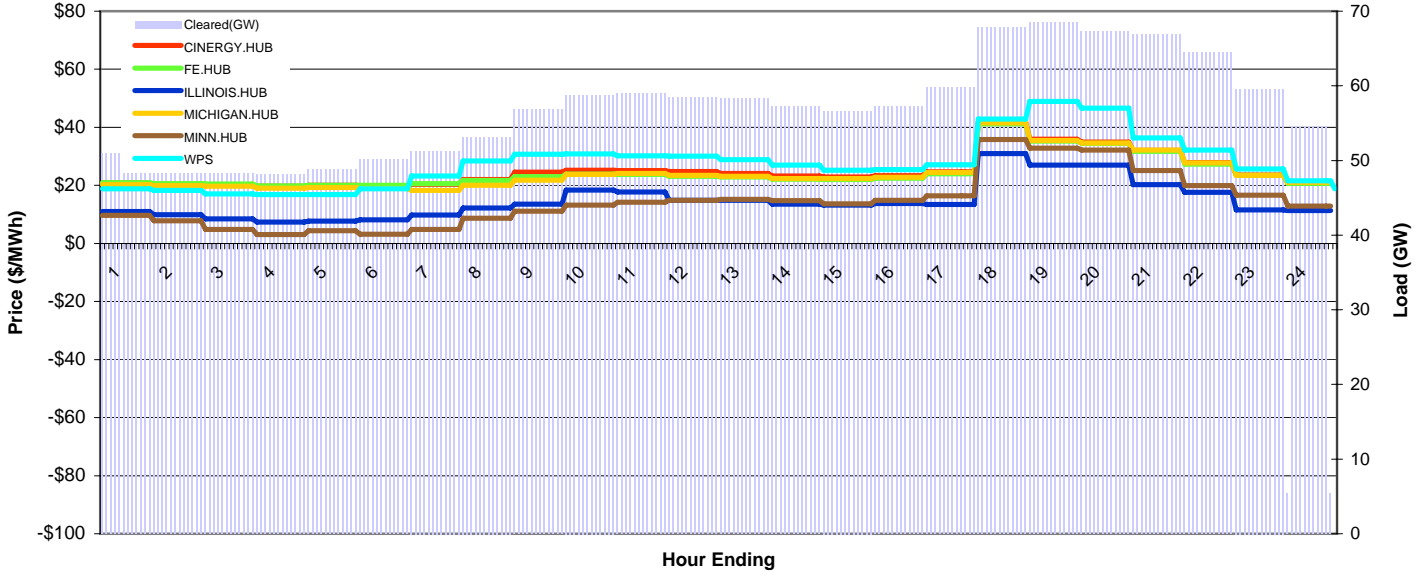
MISO Daily Report

Delivery Day: Sunday, November 29, 2009

Price Color Codes: ≤0 ≥100 ≥200

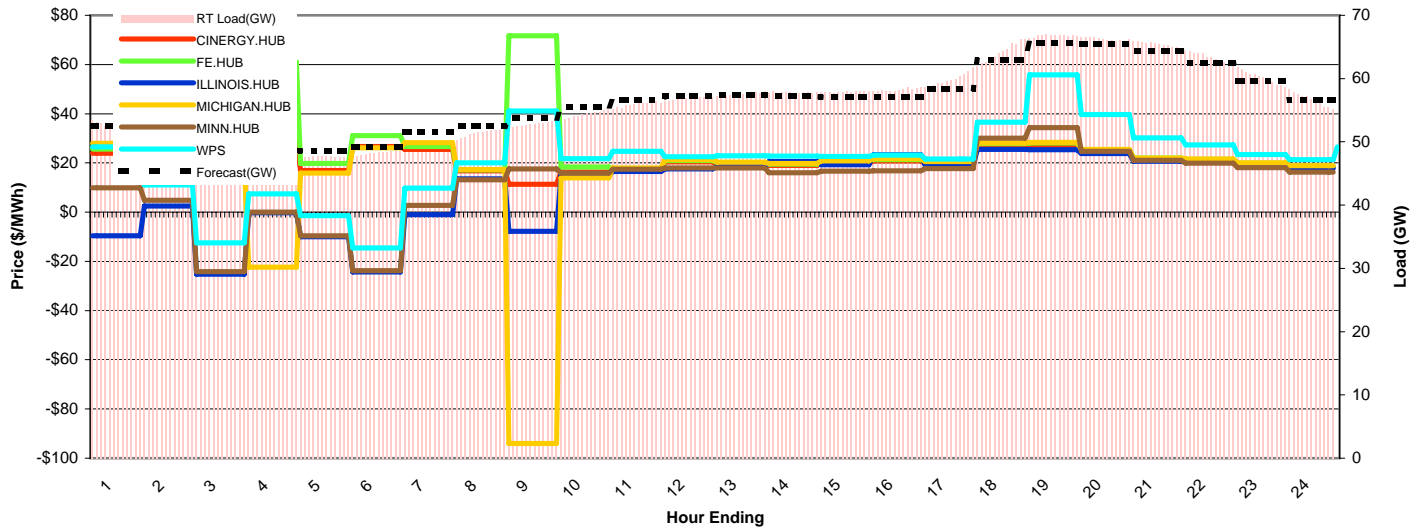
Day-Ahead Prices and Cleared Load

	HE1	HE2	HE3	HE4	HE5	HE6	HE7	HE8	HE9	HE10	HE11	HE12	HE13	HE14	HE15	HE16	HE17	HE18	HE19	HE20	HE21	HE22	HE23	HE24
CINERGY.HUB	20.85	20.41	20.19	19.76	19.99	19.96	20.39	21.97	24.60	25.27	25.11	24.82	24.16	23.23	22.95	23.29	24.68	41.77	35.90	34.93	32.09	27.81	23.53	20.83
FE.HUB	20.92	20.62	20.43	19.82	20.04	20.03	20.64	21.64	22.97	23.94	23.82	23.15	22.88	22.08	21.98	22.48	23.98	41.25	35.29	34.47	31.71	27.34	23.44	20.68
ILLINOIS.HUB	11.00	9.93	8.42	7.33	7.71	8.10	9.79	12.20	13.50	18.41	17.69	14.88	14.88	13.52	13.24	13.71	13.37	31.00	27.02	27.03	20.30	17.66	11.59	11.32
MICHIGAN.HUB	20.28	19.97	19.69	18.99	19.28	18.91	18.29	20.08	21.84	23.81	24.11	23.42	23.17	22.39	22.35	22.84	24.44	41.53	35.45	34.61	32.14	27.76	23.46	20.99
MINN.HUB	9.63	7.75	4.88	3.03	4.37	3.15	4.88	8.68	11.14	13.21	14.16	14.89	15.21	14.70	13.64	14.89	16.38	35.82	32.80	32.15	25.11	19.96	16.61	12.84
WPS	18.82	18.29	17.08	16.84	16.80	18.83	23.25	28.42	30.73	30.86	30.20	30.07	28.83	26.93	25.18	25.47	27.07	42.81	48.94	46.62	36.38	32.15	25.63	21.62
Cleared(GW)	50.9	49.6	48.5	48.1	48.7	50.1	51.3	53.1	56.8	58.8	59.0	58.5	58.3	57.3	56.6	57.2	59.8	67.8	68.5	67.3	66.9	64.5	59.6	5.5



Preliminary Real-Time Prices with Forecasted and Actual System Load

	HE1	HE2	HE3	HE4	HE5	HE6	HE7	HE8	HE9	HE10	HE11	HE12	HE13	HE14	HE15	HE16	HE17	HE18	HE19	HE20	HE21	HE22	HE23	HE24
CINERGY.HUB	23.91	27.89	16.81	29.72	16.90	26.71	25.48	16.74	11.35	16.28	17.29	20.37	19.46	18.97	19.79	20.80	19.72	26.87	26.92	24.60	21.29	20.88	19.32	18.20
FE.HUB	25.65	29.12	18.07	61.00	19.74	31.13	26.73	17.23	71.66	18.29	17.70	20.94	19.98	19.49	20.37	21.36	20.25	27.82	28.06	25.43	21.96	21.50	19.89	18.67
ILLINOIS.HUB	-9.62	2.45	-25.18	-0.20	-9.99	-24.36	-1.09	13.52	-7.81	15.12	16.55	17.56	18.45	20.62	19.24	23.34	19.04	25.57	25.44	23.83	20.67	20.33	18.76	17.69
MICHIGAN.HUB	27.97	30.58	20.45	-22.39	15.82	26.17	28.20	17.36	-94.04	13.94	17.93	21.29	20.27	19.80	20.77	21.71	20.54	28.09	28.32	25.47	22.01	21.62	20.06	18.88
MINN.HUB	9.91	4.77	-24.13	-0.03	-9.65	-23.73	2.71	13.10	17.53	15.87	17.47	17.96	17.97	16.06	16.70	16.76	17.68	30.03	34.40	24.68	21.05	19.90	18.07	16.21
WPS	26.57	11.10	-12.51	7.47	-1.40	-14.53	9.74	19.99	41.14	21.76	24.71	22.50	22.95	22.74	22.67	23.22	21.67	36.56	55.76	39.64	30.21	27.31	23.39	21.40
Forecasted(GW)	52.5	50.3	49.2	48.7	48.5	49.2	51.5	52.4	53.7	55.6	56.6	57.2	57.4	57.2	57.1	57.2	58.4	62.9	65.6	65.5	64.3	62.4	59.6	56.5
(RT) - (DA Load)	1.13	0.30	0.23	-0.21	-1.07	-1.88	-1.85	-1.73	-4.04	-4.41	-3.11	-1.59	-0.77	0.56	1.28	1.07	0.09	-3.67	-1.64	-1.03	-1.46	-1.10	0.62	51.27



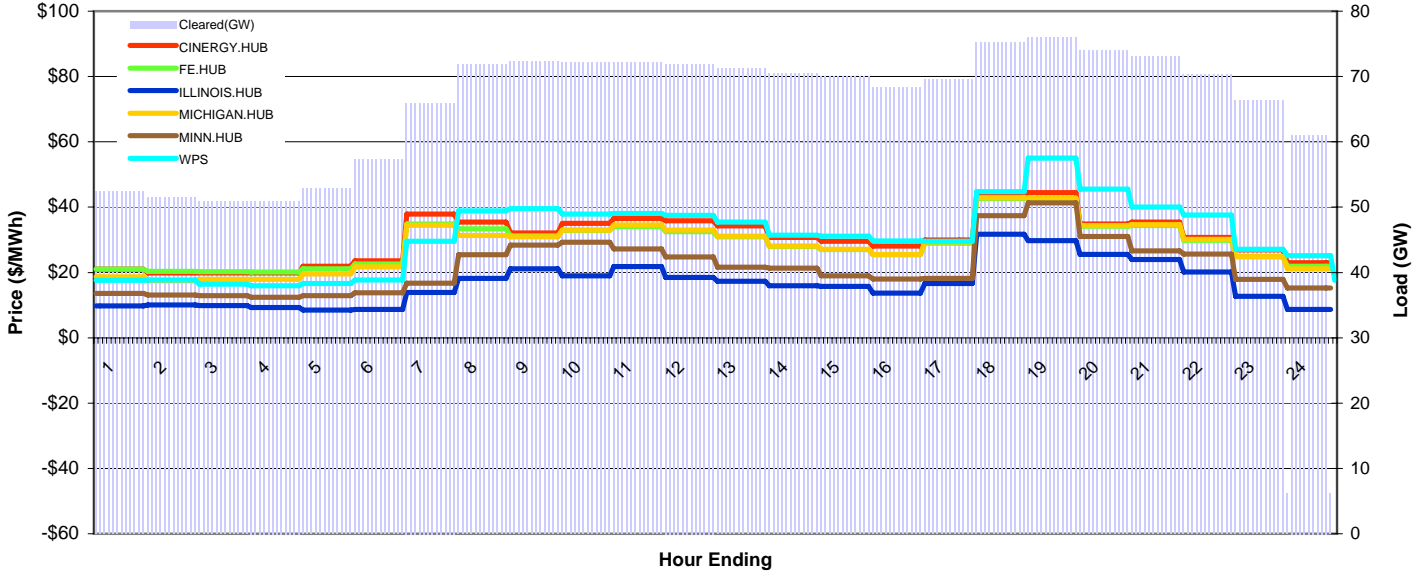
MISO Daily Report

Delivery Day: Monday, November 30, 2009

Price Color Codes: <=0 >=100 >=200

Day-Ahead Prices and Cleared Load

	HE1	HE2	HE3	HE4	HE5	HE6	HE7	HE8	HE9	HE10	HE11	HE12	HE13	HE14	HE15	HE16	HE17	HE18	HE19	HE20	HE21	HE22	HE23	HE24
CINERGY.HUB	21.00	19.87	19.85	19.87	21.92	23.62	37.92	35.43	32.08	35.00	36.49	35.86	34.21	30.76	29.51	28.13	29.99	44.00	44.41	34.83	35.41	30.72	26.86	22.94
FE.HUB	21.00	20.36	20.26	20.16	21.15	22.56	34.80	33.33	31.19	32.87	34.07	32.50	30.97	27.99	26.96	25.40	28.95	42.67	42.57	34.16	34.38	29.89	24.87	21.87
ILLINOIS.HUB	9.74	10.01	9.85	9.29	8.53	8.65	13.89	18.16	21.09	18.94	21.82	18.50	17.28	15.91	15.74	13.70	16.66	31.69	29.77	25.53	24.00	20.15	12.71	8.73
MICHIGAN.HUB	18.67	17.50	17.85	17.88	19.57	21.69	34.42	31.34	30.90	33.02	34.54	33.00	31.10	28.11	27.08	25.52	29.36	42.86	42.74	34.31	34.62	30.13	24.86	21.14
MINN.HUB	13.58	13.12	12.87	12.44	12.93	13.74	16.68	25.47	28.37	29.26	27.23	24.74	21.65	21.35	19.00	18.01	18.20	37.35	41.29	31.01	26.57	25.59	17.86	15.29
WPS	17.58	17.71	16.46	15.90	16.57	17.72	29.51	38.87	39.50	37.93	38.11	37.47	35.43	31.46	31.14	29.68	29.51	44.72	55.04	45.51	40.02	37.63	27.06	25.13
Cleared(GW)	52.4	51.5	50.9	51.0	52.9	57.3	65.9	71.8	72.3	72.2	72.1	71.9	71.2	70.4	70.0	68.3	69.5	75.3	76.0	74.0	73.1	70.3	66.3	6.1



Preliminary Real-Time Prices with Forecasted and Actual System Load

	HE1	HE2	HE3	HE4	HE5	HE6	HE7	HE8	HE9	HE10	HE11	HE12	HE13	HE14	HE15	HE16	HE17	HE18	HE19	HE20	HE21	HE22	HE23	HE24
CINERGY.HUB	17.76	17.02	17.05	18.46	19.93	15.45	19.10	59.63	25.59	48.32	85.18	23.33	64.55	25.18	22.72	33.38	45.72	26.32	29.88	33.03	46.48	24.81	27.25	25.14
FE.HUB	18.17	17.36	17.36	18.78	20.29	15.69	19.42	60.42	26.23	49.48	86.68	23.45	65.29	25.79	22.98	34.29	46.85	25.26	30.02	33.76	47.44	25.45	27.92	28.03
ILLINOIS.HUB	17.22	16.49	16.50	16.79	16.47	14.92	18.40	20.85	25.80	34.83	36.11	21.52	20.74	18.24	18.08	15.47	15.01	19.67	27.11	31.78	44.59	23.82	26.19	-56.10
MICHIGAN.HUB	18.47	17.60	17.61	19.13	20.86	16.04	19.76	63.61	26.68	51.20	91.09	23.96	68.95	26.67	23.75	35.78	49.04	25.50	30.15	33.94	47.71	25.70	28.25	33.15
MINN.HUB	16.15	15.33	15.37	15.68	15.34	14.11	17.55	19.59	24.58	31.60	32.21	19.80	18.03	16.94	11.38	13.12	13.35	21.41	27.62	31.39	44.36	23.69	25.53	-31.30
WPS	20.29	20.34	20.60	21.42	19.52	18.62	20.80	21.76	27.34	31.92	22.57	23.50	18.62	21.18	23.77	17.42	15.85	26.69	34.93	43.79	32.06	29.94	28.62	-0.35
Forecasted(GW)	54.1	53.2	52.6	52.5	53.5	55.5	61.3	66.9	69.5	70.2	70.6	70.7	70.1	69.2	68.7	68.2	68.6	72.3	75.1	74.7	72.8	70.3	66.6	62.9
(RT) - (DA Load)	1.18	0.27	-0.07	-0.06	-0.98	-2.72	-5.47	-4.73	-2.70	-2.15	-1.75	-1.54	-1.11	-0.84	-1.06	-0.16	-1.09	-3.36	-0.27	1.69	1.49	2.06	2.39	57.80

