

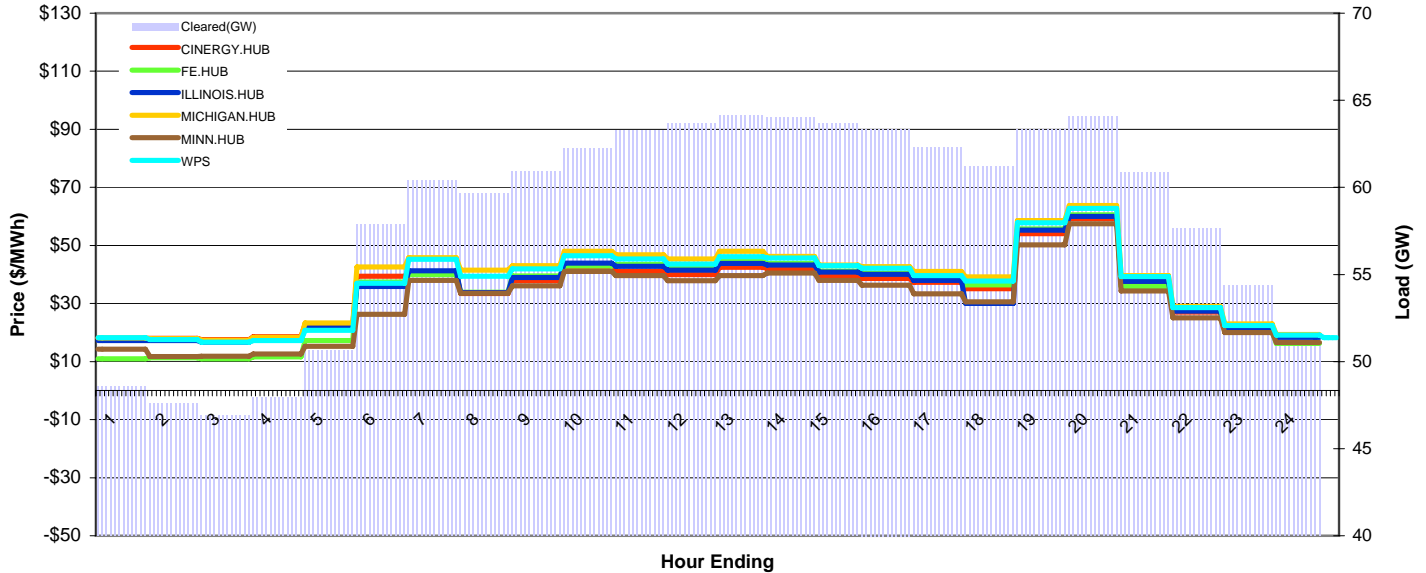
# MISO Daily Report

Delivery Day: Wednesday, October 1, 2008

Price Color Codes: <=0 >=100 >=200

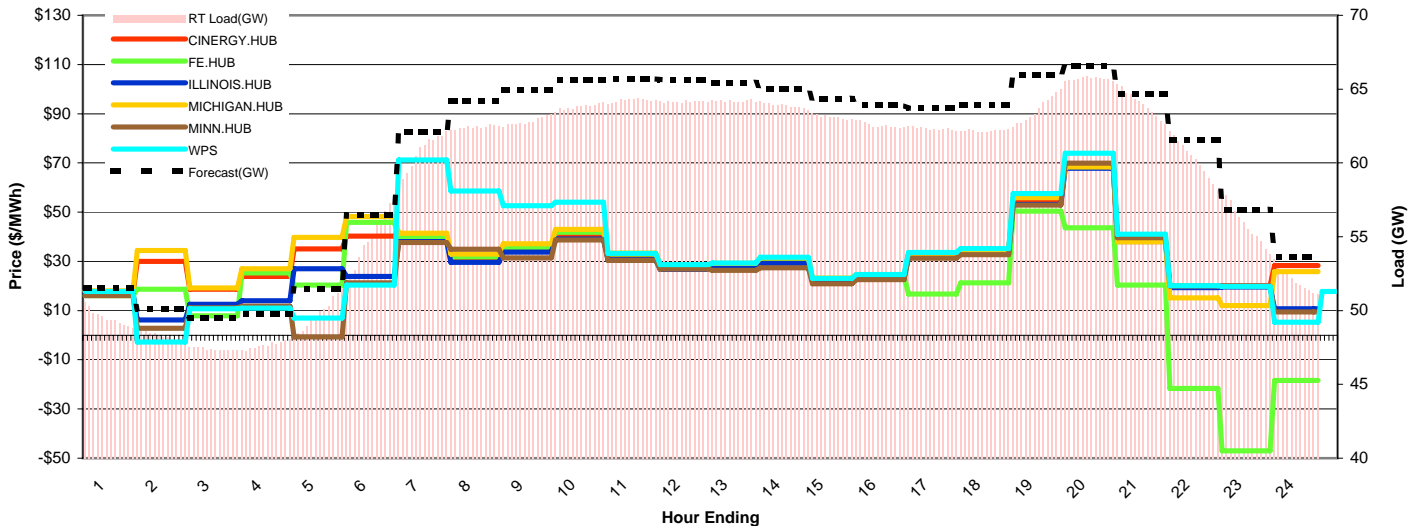
## Day-Ahead Prices and Cleared Load

	HE1	HE2	HE3	HE4	HE5	HE6	HE7	HE8	HE9	HE10	HE11	HE12	HE13	HE14	HE15	HE16	HE17	HE18	HE19	HE20	HE21	HE22	HE23	HE24
CINERGY.HUB	18.04	18.05	17.52	18.52	22.89	39.44	40.55	33.42	37.81	42.45	41.03	39.90	42.53	41.99	39.28	38.58	37.28	35.14	54.00	59.19	36.48	27.01	21.97	18.90
FE.HUB	10.91	11.29	10.91	11.58	17.21	37.42	39.90	33.90	39.55	42.96	43.51	42.14	44.61	43.79	41.13	40.44	38.76	36.46	55.69	60.53	35.88	27.57	20.47	16.21
ILLINOIS.HUB	17.28	17.24	16.67	17.49	21.70	35.90	41.22	33.72	38.95	43.93	42.84	41.44	43.75	43.24	40.78	40.07	37.95	30.00	55.29	60.02	37.65	27.35	21.57	18.32
MICHIGAN.HUB	18.15	17.86	17.33	18.35	23.33	42.58	45.76	41.54	43.05	47.96	46.76	45.38	47.97	46.19	43.25	42.65	41.02	39.17	58.59	63.72	39.61	29.01	22.93	19.33
MINN.HUB	14.27	11.71	11.81	12.60	15.25	26.24	38.00	33.60	36.06	41.06	39.57	37.83	39.60	40.49	37.99	36.32	33.38	30.60	50.17	57.46	34.36	25.07	19.94	16.61
WPS	18.20	17.54	16.73	17.21	20.72	37.00	45.19	39.35	41.93	46.50	45.32	43.53	46.17	45.73	43.01	42.10	39.65	37.77	57.80	62.79	39.26	28.54	22.39	19.06
Cleared(GW)	48.6	47.6	46.9	47.9	50.6	57.9	60.4	59.6	60.9	62.3	63.3	63.7	64.1	64.0	63.6	63.3	62.3	61.2	63.3	64.1	60.8	57.6	54.4	50.9



## Preliminary Real-Time Prices with Forecasted and Actual System Load

	HE1	HE2	HE3	HE4	HE5	HE6	HE7	HE8	HE9	HE10	HE11	HE12	HE13	HE14	HE15	HE16	HE17	HE18	HE19	HE20	HE21	HE22	HE23	HE24
CINERGY.HUB	17.34	29.94	18.65	23.90	35.05	40.29	39.10	30.94	34.80	40.21	31.41	27.48	27.94	30.08	22.27	23.81	32.83	34.26	54.55	69.11	38.85	19.83	20.11	28.27
FE.HUB	16.01	18.73	7.92	25.25	20.37	45.87	40.02	31.76	35.67	41.83	33.03	28.04	28.57	31.03	22.76	24.27	16.78	21.33	50.45	43.69	20.40	-21.65	-47.07	-18.38
ILLINOIS.HUB	16.91	6.17	12.51	13.96	27.05	23.84	38.08	29.64	33.82	39.08	30.68	26.73	27.15	29.26	21.62	23.10	31.86	33.24	53.12	67.78	38.07	19.33	19.53	10.68
MICHIGAN.HUB	17.98	34.39	19.20	26.94	39.77	48.21	41.43	33.04	37.17	43.04	33.37	28.70	29.20	31.43	23.17	24.66	31.95	33.83	55.84	68.41	37.95	15.16	12.07	25.77
MINN.HUB	16.02	2.84	11.16	11.81	-0.65	21.33	37.61	34.91	31.44	38.73	30.33	26.81	26.36	27.32	20.94	22.55	31.26	32.78	52.86	69.91	39.65	19.98	19.98	9.50
WPS	17.72	-2.85	10.77	10.99	6.99	20.35	71.26	58.56	52.62	54.10	33.18	28.75	29.29	31.66	23.06	24.61	33.57	35.24	57.54	73.89	41.08	20.14	19.84	5.29
Forecasted(GW)	51.5	50.1	49.5	49.7	51.5	56.5	62.1	64.2	65.0	65.6	65.7	65.6	65.4	65.0	64.3	63.9	63.7	64.0	66.0	66.6	64.6	61.5	56.8	53.7
(RT) - (DA Load)	0.95	0.71	0.52	-0.26	-0.86	-3.00	0.25	2.80	1.94	1.56	0.98	0.48	0.08	-0.09	-0.50	-0.79	0.06	0.99	0.31	1.61	3.20	2.65	1.51	1.17



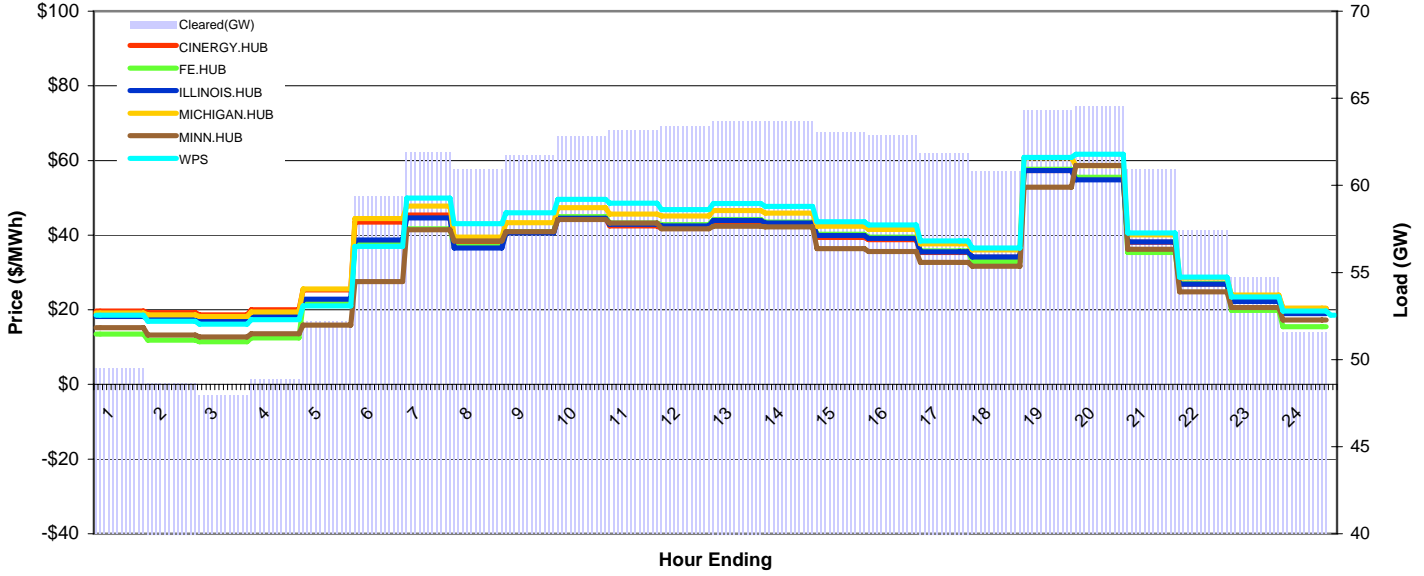
# MISO Daily Report

Delivery Day: Thursday, October 2, 2008

Price Color Codes: ≤0 ≥100 ≥200

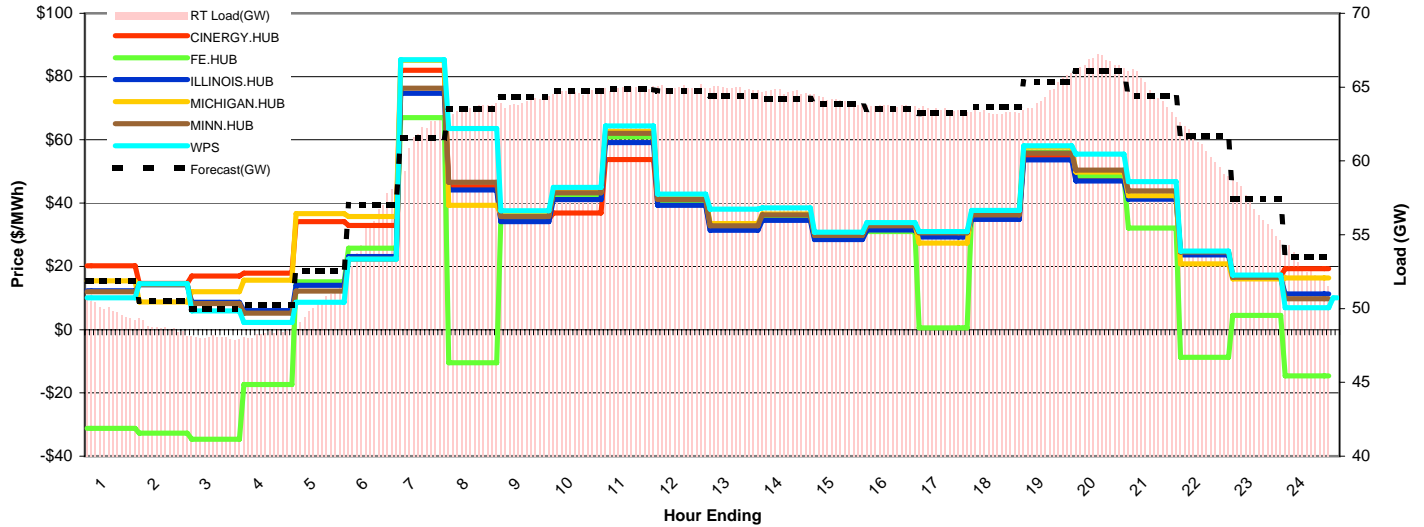
## Day-Ahead Prices and Cleared Load

	HE1	HE2	HE3	HE4	HE5	HE6	HE7	HE8	HE9	HE10	HE11	HE12	HE13	HE14	HE15	HE16	HE17	HE18	HE19	HE20	HE21	HE22	HE23	HE24
CINERGY.HUB	19.68	19.21	18.67	20.05	25.35	43.54	45.42	37.21	40.76	44.51	42.47	41.76	43.38	42.84	39.41	38.75	35.34	34.07	57.31	55.09	38.07	26.91	23.51	20.36
FE.HUB	13.53	11.88	11.48	12.43	21.64	38.14	41.70	36.98	40.96	44.96	43.28	42.78	44.23	43.54	40.23	39.44	35.80	32.86	57.67	55.52	35.38	27.08	19.81	15.46
ILLINOIS.HUB	18.24	17.49	16.99	18.17	22.84	38.73	44.64	36.55	40.59	44.52	42.87	42.47	43.90	43.23	39.94	39.16	35.54	34.17	57.27	54.84	38.17	26.89	22.27	18.96
MICHIGAN.HUB	19.18	18.65	18.18	19.41	25.59	44.45	47.80	39.46	43.31	47.39	45.67	45.10	46.61	45.89	42.37	41.53	37.70	36.02	60.73	58.60	40.10	28.52	23.92	20.42
MINN.HUB	15.19	13.20	12.74	13.56	15.92	27.53	41.46	38.47	40.93	44.18	43.25	41.72	42.42	42.18	36.41	35.64	32.66	31.65	52.81	58.69	36.23	24.84	20.60	17.27
WPS	18.53	16.95	16.12	17.36	21.07	37.02	49.92	43.10	46.01	49.62	48.56	46.88	48.49	47.69	43.60	42.72	38.49	36.55	60.83	61.65	40.55	28.75	23.40	19.71
Cleared(GW)	49.5	48.7	47.9	48.9	52.2	59.4	61.9	60.9	61.7	62.8	63.2	63.4	63.7	63.7	63.0	62.9	61.9	60.8	64.3	64.5	60.9	57.4	54.7	51.5



## Preliminary Real-Time Prices with Forecasted and Actual System Load

	HE1	HE2	HE3	HE4	HE5	HE6	HE7	HE8	HE9	HE10	HE11	HE12	HE13	HE14	HE15	HE16	HE17	HE18	HE19	HE20	HE21	HE22	HE23	HE24
CINERGY.HUB	20.23	14.61	16.96	17.86	34.11	32.89	82.02	45.15	34.81	36.91	53.77	39.66	32.02	35.14	29.12	32.25	30.08	35.82	55.02	47.89	42.08	24.42	17.00	19.26
FE.HUB	-31.20	-32.71	-34.64	-17.34	15.14	25.78	66.99	-10.48	35.40	42.43	60.97	40.55	32.53	35.67	29.56	30.97	0.59	36.49	56.05	48.59	32.15	-8.74	4.53	-14.66
ILLINOIS.HUB	12.27	14.17	8.69	6.06	13.97	23.17	74.76	44.21	34.18	41.12	59.11	39.29	31.45	34.53	28.50	31.47	29.25	34.90	53.71	47.01	41.23	23.64	16.37	11.30
MICHIGAN.HUB	15.44	8.80	12.00	15.64	36.67	35.74	85.15	39.31	36.47	43.63	62.70	41.63	33.50	36.61	30.34	33.35	27.32	37.41	57.68	49.87	42.30	20.76	16.00	16.36
MINN.HUB	12.03	14.26	8.27	5.24	12.24	22.27	76.31	46.58	35.77	43.21	62.07	41.13	32.84	36.24	29.79	32.81	30.59	36.31	55.80	50.44	43.84	24.57	16.51	9.72
WPS	10.08	14.52	5.96	2.29	8.63	22.35	85.32	63.57	37.55	44.99	64.36	42.81	38.05	38.50	30.84	33.86	31.03	37.69	58.11	55.50	46.83	24.80	17.21	6.94
Forecasted(GW)	51.8	50.5	49.9	50.3	52.5	57.0	61.6	63.5	64.3	64.8	64.8	64.7	64.4	64.2	63.9	63.5	63.2	63.6	65.3	66.1	64.4	61.7	57.4	53.5
(RT) - (DA Load)	0.42	0.07	0.10	-0.54	-1.75	-3.58	-0.20	2.66	2.33	1.88	1.78	1.65	1.24	1.03	1.07	0.86	1.66	2.51	0.31	2.15	3.81	3.40	1.99	1.28



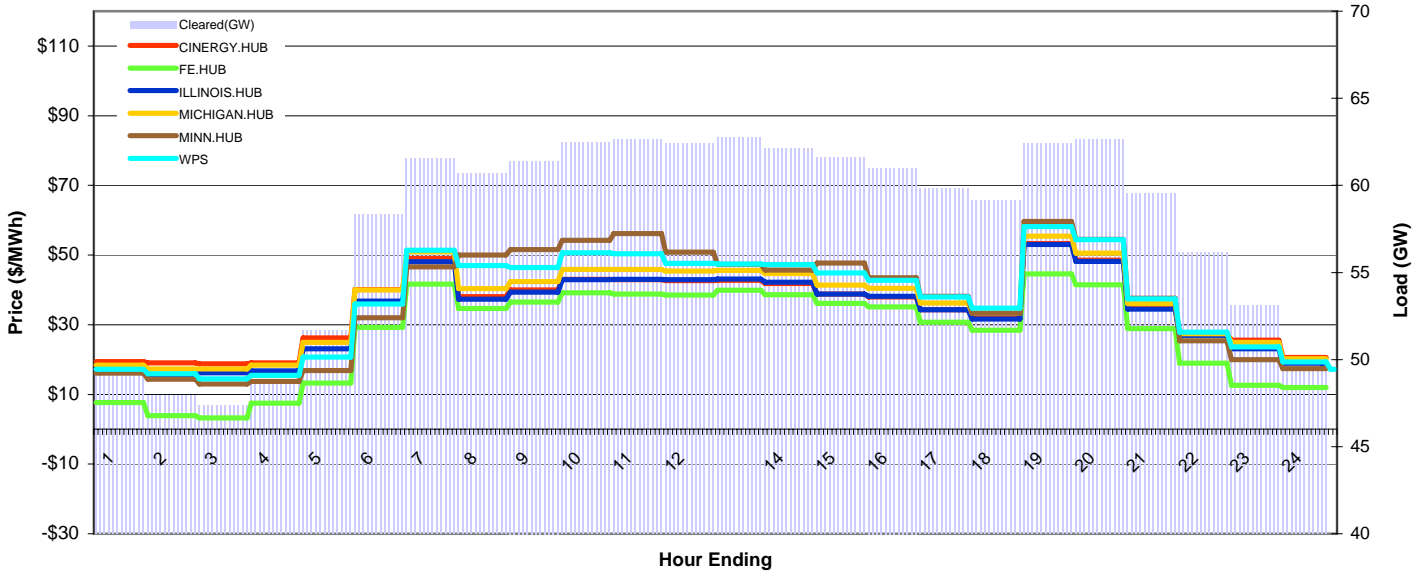
# MISO Daily Report

Delivery Day: Friday, October 3, 2008

Price Color Codes: <=0 >=100 >=200

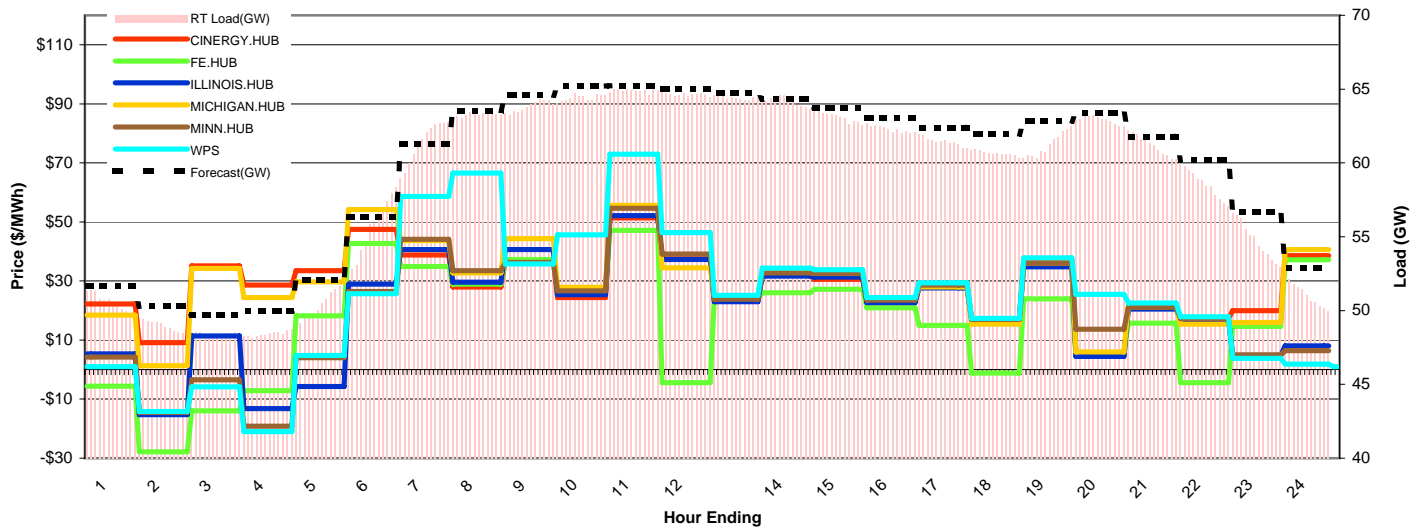
## Day-Ahead Prices and Cleared Load

	HE1	HE2	HE3	HE4	HE5	HE6	HE7	HE8	HE9	HE10	HE11	HE12	HE13	HE14	HE15	HE16	HE17	HE18	HE19	HE20	HE21	HE22	HE23	HE24
CINERGY.HUB	19.43	19.07	18.80	19.03	26.24	40.10	49.04	38.08	39.98	43.02	42.94	42.69	42.71	41.84	38.79	38.00	34.34	31.83	53.30	48.53	34.73	27.20	25.53	20.60
FE.HUB	7.63	3.94	3.23	7.51	13.22	29.24	41.62	34.70	36.54	39.20	38.83	38.53	39.92	38.65	36.16	35.13	30.75	28.44	44.57	41.46	28.88	18.97	12.59	12.02
ILLINOIS.HUB	17.39	15.75	16.23	16.72	23.08	36.74	48.07	37.36	39.38	42.96	42.98	42.93	43.14	42.23	38.79	38.15	34.34	31.65	53.00	48.18	34.51	26.96	23.08	18.97
MICHIGAN.HUB	18.45	17.34	17.28	18.43	24.95	39.95	50.90	40.33	42.35	45.84	45.89	45.40	45.62	44.64	41.40	40.44	36.21	33.28	55.41	50.56	36.01	27.44	24.89	20.24
MINN.HUB	16.15	14.36	13.03	13.73	16.88	31.98	46.62	50.00	51.57	54.21	56.19	50.82	47.33	45.73	47.70	43.47	38.16	33.25	59.66	54.50	37.65	25.37	20.00	17.41
WPS	17.25	15.97	14.43	15.46	20.73	35.91	51.40	46.97	46.41	50.61	50.38	47.64	47.39	47.25	44.85	42.77	37.99	34.73	58.23	54.46	37.46	27.87	23.64	19.31
Cleared(GW)	49.2	48.0	47.4	48.6	51.7	58.3	61.6	60.7	61.4	62.5	62.6	62.4	62.7	62.1	61.6	61.0	59.8	59.1	62.4	62.6	59.5	56.2	53.1	50.1



## Preliminary Real-Time Prices with Forecasted and Actual System Load

	HE1	HE2	HE3	HE4	HE5	HE6	HE7	HE8	HE9	HE10	HE11	HE12	HE13	HE14	HE15	HE16	HE17	HE18	HE19	HE20	HE21	HE22	HE23	HE24
CINERGY.HUB	22.19	9.14	35.12	28.61	33.50	47.44	38.78	27.95	36.91	24.40	51.37	37.47	23.66	31.98	30.56	23.35	28.05	17.06	37.34	5.44	21.25	17.38	19.91	38.58
FE.HUB	-5.66	-27.83	-13.99	-7.14	18.23	42.72	34.88	28.95	37.27	26.96	47.21	-4.47	24.20	25.99	27.24	20.91	14.95	-1.21	23.95	5.62	15.76	-4.47	14.69	37.16
ILLINOIS.HUB	5.29	-15.21	11.44	-13.24	-5.76	28.95	40.70	29.66	40.64	25.34	52.12	37.31	23.03	31.66	31.33	22.70	27.61	16.43	34.84	4.45	20.49	16.70	4.82	8.05
MICHIGAN.HUB	18.40	1.34	34.22	24.42	29.70	54.24	43.75	32.76	44.32	27.83	55.59	34.54	24.89	33.17	32.97	23.91	28.01	15.40	35.98	6.02	21.38	15.43	15.93	40.62
MINN.HUB	4.26	-14.46	-3.43	-19.15	3.98	26.42	44.17	33.54	36.31	26.65	54.63	39.15	23.87	32.75	32.52	23.52	28.62	17.00	36.03	13.64	21.10	17.26	5.02	6.45
WPS	1.02	-14.20	-5.80	-21.00	4.80	25.67	58.68	66.57	35.76	45.64	72.95	46.46	25.16	34.38	33.87	24.38	29.41	17.34	37.85	25.53	22.52	17.95	3.87	1.84
Forecasted(GW)	51.7	50.3	49.7	50.0	52.1	56.4	61.3	63.5	64.6	65.2	65.2	65.0	64.7	64.3	63.7	63.0	62.4	62.0	62.9	63.4	61.8	60.2	56.7	52.9
(RT) - (DA Load)	1.31	1.02	1.07	-0.14	-1.26	-2.87	-0.15	2.59	2.44	1.96	2.26	2.25	1.71	2.07	1.51	1.30	1.64	1.53	-1.15	0.31	1.70	2.44	1.65	1.01



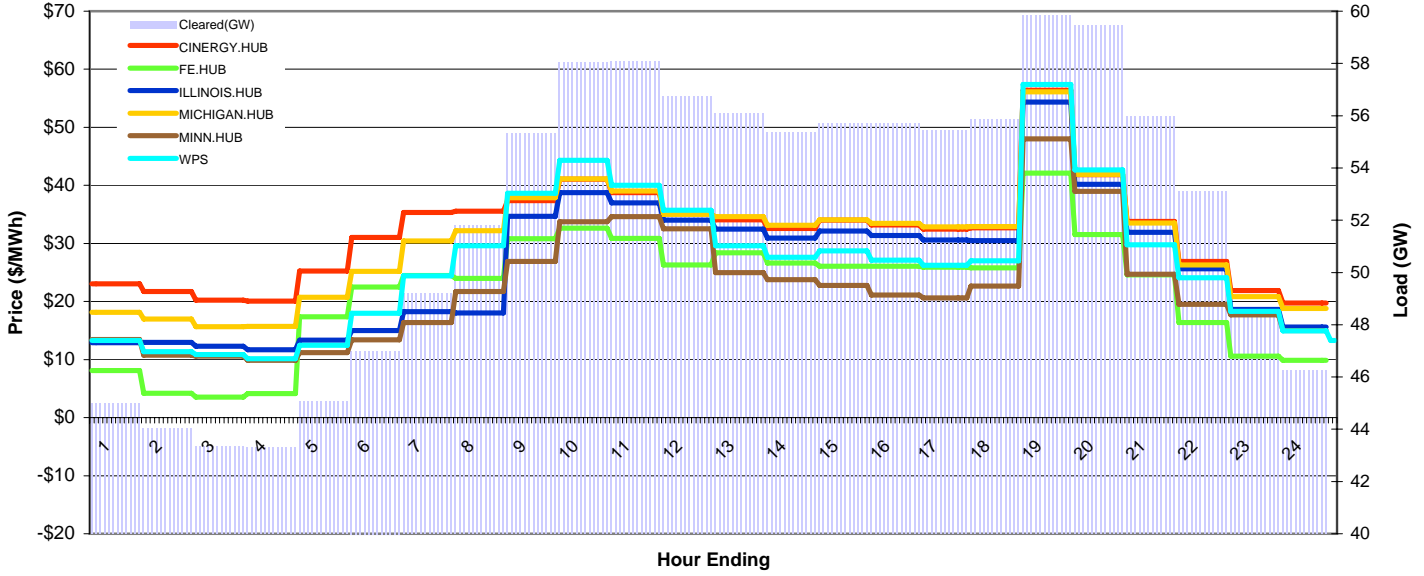
# MISO Daily Report

Delivery Day: Saturday, October 4, 2008

Price Color Codes: ≤0 ≥100 ≥200

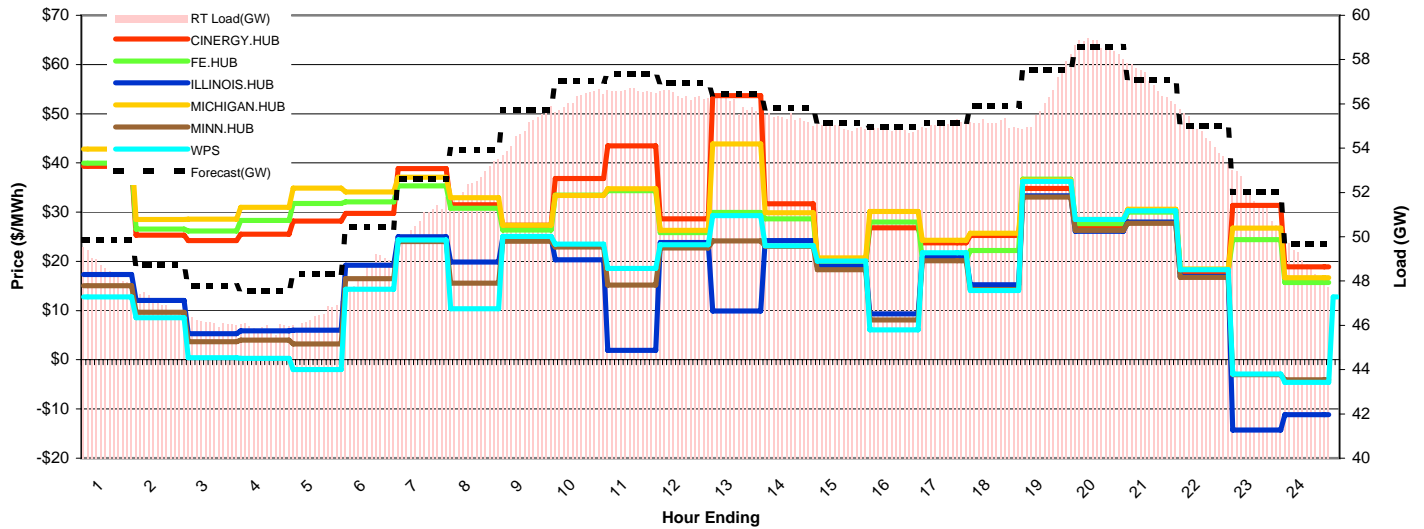
## Day-Ahead Prices and Cleared Load

	HE1	HE2	HE3	HE4	HE5	HE6	HE7	HE8	HE9	HE10	HE11	HE12	HE13	HE14	HE15	HE16	HE17	HE18	HE19	HE20	HE21	HE22	HE23	HE24
CINERGY.HUB	23.05	21.72	20.22	20.04	25.25	31.06	35.34	35.55	37.35	41.06	38.77	35.23	34.09	32.57	34.01	33.18	32.47	32.68	56.36	41.86	33.79	26.89	21.89	19.73
FE.HUB	8.11	4.17	3.51	4.16	17.36	22.51	24.46	23.96	30.82	32.63	30.88	26.32	28.39	26.62	26.05	26.05	25.91	25.79	42.11	31.55	24.59	16.37	10.60	9.89
ILLINOIS.HUB	12.89	12.96	12.27	11.70	13.35	14.99	18.24	18.02	34.69	38.75	37.00	34.00	32.49	30.91	32.13	31.36	30.60	30.48	54.36	40.19	31.91	25.61	18.65	15.63
MICHIGAN.HUB	18.15	16.98	15.66	15.72	20.75	25.20	30.44	32.17	37.88	41.11	39.03	35.00	34.63	33.15	34.08	33.46	32.88	32.89	56.13	41.89	33.53	26.31	20.85	18.81
MINN.HUB	13.46	10.77	10.57	9.86	11.20	13.42	16.35	21.71	26.89	33.74	34.60	32.52	24.98	23.75	22.76	21.14	20.60	22.66	47.99	38.99	24.71	19.50	17.72	14.99
WPS	13.27	11.36	10.89	10.14	12.46	17.96	24.44	29.58	38.66	44.33	40.02	35.71	29.63	27.60	28.71	27.13	26.25	27.03	57.40	42.64	29.75	24.06	18.32	14.93
Cleared(GW)	45.0	44.0	43.3	43.3	45.0	47.0	49.2	51.8	55.3	58.0	58.1	56.7	56.1	55.4	55.7	55.7	55.4	55.9	59.8	59.4	56.0	53.1	48.4	46.2



## Preliminary Real-Time Prices with Forecasted and Actual System Load

	HE1	HE2	HE3	HE4	HE5	HE6	HE7	HE8	HE9	HE10	HE11	HE12	HE13	HE14	HE15	HE16	HE17	HE18	HE19	HE20	HE21	HE22	HE23	HE24
CINERGY.HUB	39.31	25.34	24.20	25.51	28.19	29.73	38.88	31.50	27.35	36.84	43.46	28.62	53.67	31.72	19.91	26.85	23.79	25.23	34.80	27.25	30.44	17.56	31.37	18.86
FE.HUB	39.94	26.56	26.15	28.33	31.78	32.08	35.34	30.82	26.35	33.48	34.35	25.84	29.91	28.65	20.04	28.00	20.24	22.22	36.70	27.67	29.99	18.36	24.44	15.71
ILLINOIS.HUB	17.30	12.07	5.27	5.89	6.00	19.23	25.02	19.87	24.78	20.29	1.93	23.86	9.94	24.22	18.93	9.31	20.76	15.27	33.32	26.10	27.99	16.92	-14.26	-11.18
MICHIGAN.HUB	42.83	28.50	28.58	30.98	34.87	34.09	37.08	32.96	27.31	33.36	34.77	26.31	43.85	29.89	20.69	30.14	24.29	25.73	36.51	28.48	30.61	18.40	26.76	16.70
MINN.HUB	15.06	9.67	3.66	4.01	3.20	16.45	24.01	15.56	24.12	22.92	15.17	22.74	24.17	23.03	18.31	8.06	20.12	14.29	33.05	26.27	27.75	16.73	-3.01	-4.05
WPS	12.77	8.56	0.44	0.27	-2.01	14.34	24.37	10.38	25.09	23.53	18.54	23.36	29.28	23.21	20.05	6.06	21.77	14.09	36.23	28.51	30.28	18.31	-2.87	-4.60
Forecasted(GW)	49.8	48.7	47.8	47.6	48.3	50.4	52.6	53.9	55.7	57.0	57.3	56.9	56.5	55.8	55.2	55.0	55.1	55.9	57.5	58.6	57.1	55.0	52.0	49.7
(RT) - (DA Load)	3.60	2.98	2.81	2.63	1.41	1.51	1.51	0.76	-0.45	-1.81	-1.48	-0.34	-0.06	0.01	-0.74	-0.84	-0.31	-0.72	-3.52	-0.81	0.99	1.50	3.32	2.54



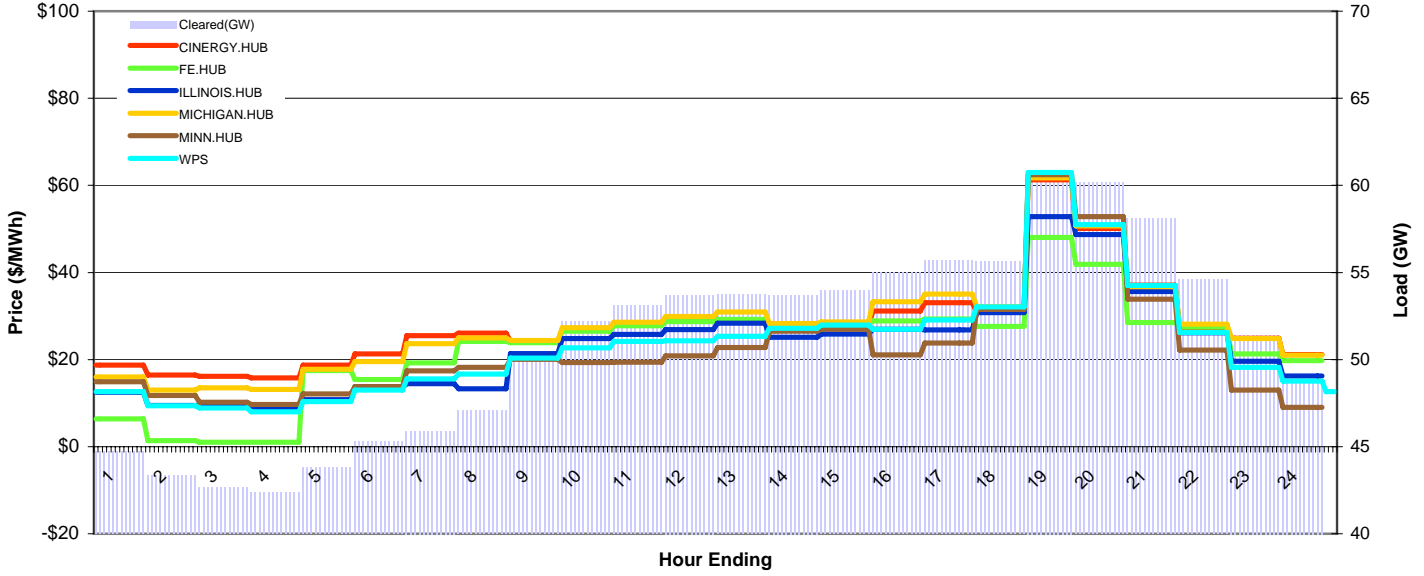
# MISO Daily Report

Delivery Day: Sunday, October 5, 2008

Price Color Codes: <=0 >=100 >=200

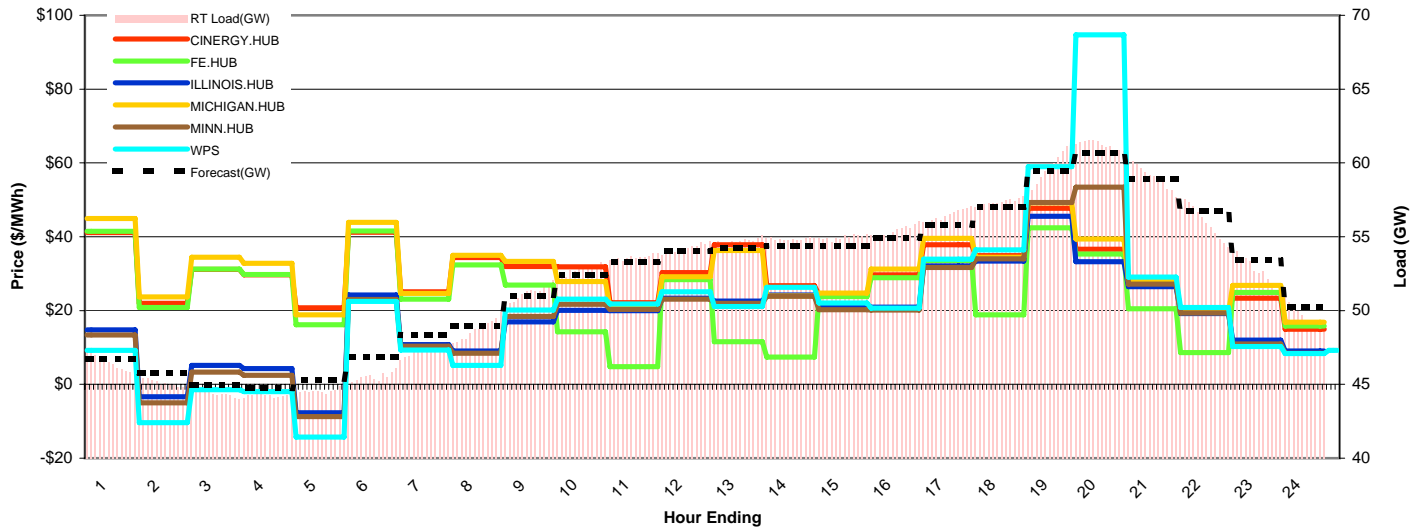
## Day-Ahead Prices and Cleared Load

	HE1	HE2	HE3	HE4	HE5	HE6	HE7	HE8	HE9	HE10	HE11	HE12	HE13	HE14	HE15	HE16	HE17	HE18	HE19	HE20	HE21	HE22	HE23	HE24
CINERGY.HUB	18.73	16.47	16.14	15.80	18.75	21.27	25.52	26.10	24.26	26.89	28.00	29.71	29.19	27.59	27.98	31.18	33.07	30.90	61.25	50.14	37.10	27.29	24.91	21.14
FE.HUB	6.38	1.38	1.00	1.00	17.48	15.39	19.21	24.18	23.84	26.53	27.75	28.71	29.20	27.98	28.36	28.90	29.31	27.61	48.06	41.84	28.50	27.48	21.30	19.72
ILLINOIS.HUB	12.49	9.44	9.44	8.93	10.80	13.65	14.43	13.31	21.34	24.82	25.76	26.88	28.36	25.09	25.84	26.98	26.82	30.78	52.81	48.68	35.64	26.12	19.64	16.20
MICHIGAN.HUB	16.00	13.03	13.49	13.11	17.77	19.56	23.62	25.00	24.42	27.31	28.58	29.88	30.95	28.30	28.63	33.27	35.05	32.17	61.73	50.68	36.75	28.12	24.83	20.99
MINN.HUB	14.89	11.75	10.22	9.67	12.13	13.78	17.38	18.23	20.08	19.28	19.38	20.88	22.79	26.49	26.92	21.09	23.82	31.54	62.48	52.84	33.87	22.17	13.02	9.00
WPS	12.63	9.43	8.87	7.99	10.32	12.99	15.54	16.68	20.37	22.70	24.13	24.32	25.31	27.17	27.88	26.99	29.09	32.13	62.96	50.98	37.00	26.22	18.24	15.03
Cleared(GW)	44.7	43.3	42.7	42.4	43.8	45.3	45.9	47.1	50.4	52.2	53.1	53.7	53.7	53.7	54.0	55.0	55.7	55.6	60.5	60.2	58.1	54.6	51.4	48.7



## Preliminary Real-Time Prices with Forecasted and Actual System Load

	HE1	HE2	HE3	HE4	HE5	HE6	HE7	HE8	HE9	HE10	HE11	HE12	HE13	HE14	HE15	HE16	HE17	HE18	HE19	HE20	HE21	HE22	HE23	HE24
CINERGY.HUB	41.10	21.94	31.13	29.72	20.79	41.18	25.06	34.39	31.91	31.88	22.14	30.26	37.86	26.73	24.29	29.71	37.86	34.92	47.75	36.60	27.42	19.89	23.36	14.98
FE.HUB	41.47	20.87	31.26	29.77	16.19	41.54	23.13	32.39	26.89	14.22	4.83	28.36	11.56	7.38	23.82	28.91	33.60	18.87	42.47	35.33	20.53	8.64	24.89	15.79
ILLINOIS.HUB	14.76	-3.38	5.18	4.30	-7.70	24.23	10.77	9.08	16.96	20.09	19.98	23.34	22.56	24.26	20.83	20.95	32.07	33.38	45.54	33.23	26.44	19.19	11.97	9.04
MICHIGAN.HUB	44.94	23.71	34.44	32.77	18.85	43.87	24.61	35.01	33.34	27.89	20.63	29.13	36.30	23.99	24.76	31.21	39.60	34.42	49.20	39.38	27.83	19.48	26.83	16.83
MINN.HUB	13.38	-4.99	3.31	2.49	-8.72	23.00	10.34	8.45	18.39	21.69	20.29	23.08	21.99	23.89	20.26	20.13	31.65	34.05	49.26	53.42	27.14	19.34	10.98	8.45
WPS	9.22	-10.35	-1.47	-1.98	-14.24	22.46	9.28	5.16	20.18	23.10	21.75	25.06	21.13	26.32	22.09	20.67	33.90	36.43	58.95	94.70	29.09	20.82	10.26	8.36
Forecasted(GW)	46.7	45.7	44.9	44.7	45.3	46.9	48.4	49.0	51.0	52.5	53.3	54.0	54.3	54.4	54.4	54.9	55.8	57.0	59.4	60.7	58.9	56.7	53.4	50.2
(RT) - (DA Load)	1.76	1.82	1.77	1.89	0.74	0.22	1.57	1.63	0.75	0.58	0.49	0.52	1.00	1.15	1.01	0.41	0.79	1.75	-0.81	1.06	0.98	1.51	1.36	0.95



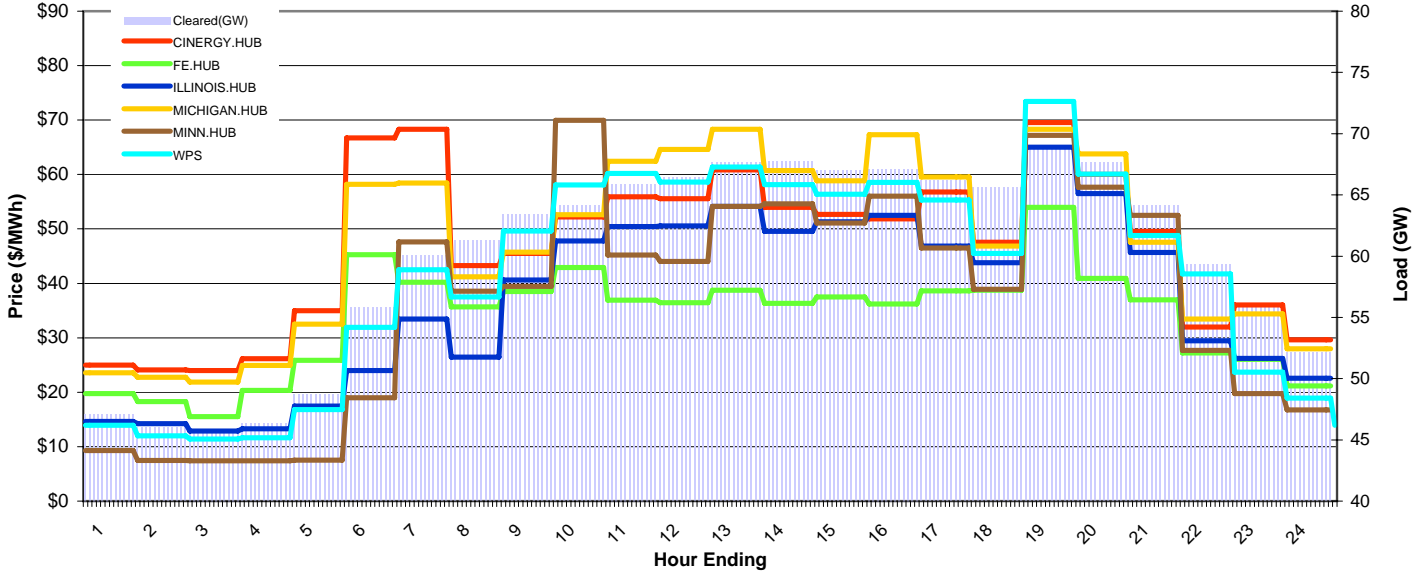
# MISO Daily Report

Delivery Day: Monday, October 6, 2008

Price Color Codes: <=0 >=100 >=200

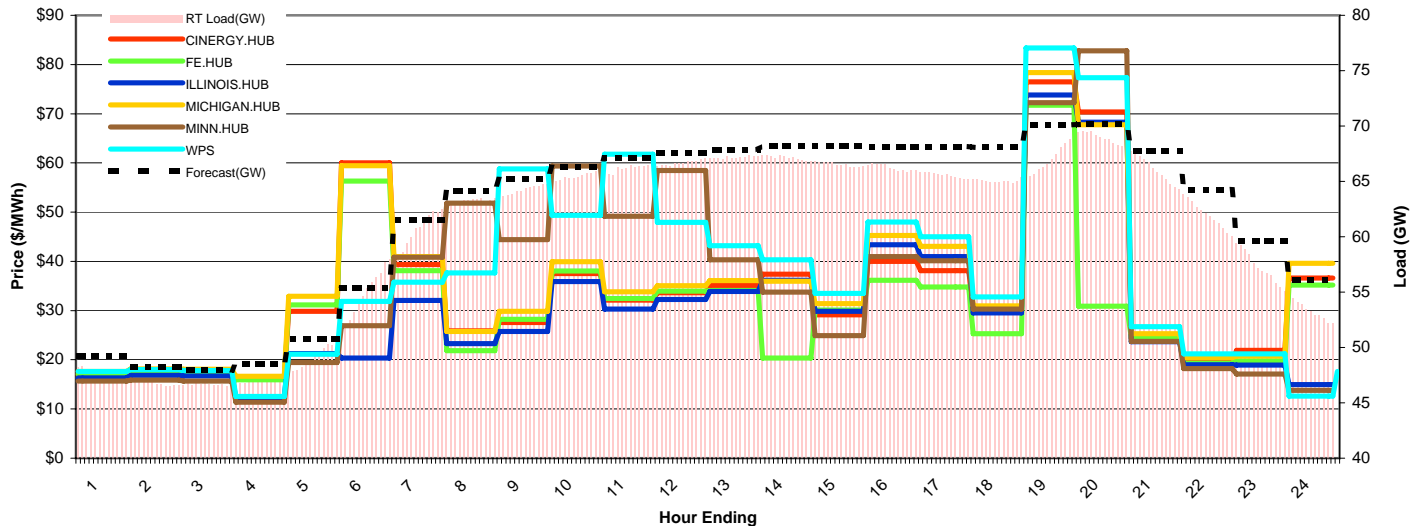
## Day-Ahead Prices and Cleared Load

	HE1	HE2	HE3	HE4	HE5	HE6	HE7	HE8	HE9	HE10	HE11	HE12	HE13	HE14	HE15	HE16	HE17	HE18	HE19	HE20	HE21	HE22	HE23	HE24
CINERGY.HUB	25.00	24.12	24.00	26.14	35.00	66.71	68.33	43.26	45.49	52.22	55.91	55.55	60.87	53.96	52.69	51.83	56.76	47.56	69.57	60.00	49.57	32.00	36.05	29.60
FE.HUB	19.75	18.28	15.52	20.33	25.84	45.24	40.21	35.70	38.52	42.91	36.91	36.46	38.74	36.30	37.53	36.20	38.65	38.76	53.99	40.94	36.95	27.23	26.03	21.15
ILLINOIS.HUB	14.64	14.21	12.88	13.30	17.46	23.98	33.42	26.44	40.64	47.78	50.45	50.57	54.14	49.56	51.34	52.47	46.86	43.82	65.01	56.47	45.69	29.47	26.24	22.59
MICHIGAN.HUB	23.55	22.75	21.87	24.95	32.48	58.22	58.41	41.22	45.74	52.61	62.45	64.59	68.30	60.74	58.84	67.28	59.57	46.83	68.32	63.77	47.57	33.45	34.41	27.96
MINN.HUB	9.27	7.45	7.43	7.40	7.54	19.01	47.64	38.56	39.43	69.96	45.22	44.02	54.14	54.64	51.07	56.04	46.48	38.89	67.20	57.64	52.52	27.69	19.74	16.77
WPS	13.94	12.00	11.43	11.62	16.83	31.94	42.50	37.53	49.60	58.09	60.17	58.59	61.40	58.12	56.35	58.54	55.32	45.49	73.39	60.10	48.79	41.74	23.68	18.94
Cleared(GW)	47.1	46.0	45.7	46.4	48.7	55.8	60.0	61.3	63.4	64.2	65.9	66.4	67.7	67.7	67.0	67.1	66.2	65.6	68.8	67.6	64.2	59.3	55.8	52.2



## Preliminary Real-Time Prices with Forecasted and Actual System Load

	HE1	HE2	HE3	HE4	HE5	HE6	HE7	HE8	HE9	HE10	HE11	HE12	HE13	HE14	HE15	HE16	HE17	HE18	HE19	HE20	HE21	HE22	HE23	HE24
CINERGY.HUB	16.95	17.49	17.42	16.08	29.87	60.02	39.35	25.85	27.54	37.51	32.10	33.65	35.12	37.36	29.13	39.98	38.09	30.67	76.47	70.35	24.31	19.57	21.93	36.63
FE.HUB	17.08	17.63	17.55	15.90	31.13	56.32	38.08	21.88	28.20	38.02	32.48	33.97	34.06	20.33	30.08	36.18	34.76	25.30	71.71	30.86	24.50	19.30	19.78	35.19
ILLINOIS.HUB	16.32	16.84	16.72	12.31	21.29	20.36	32.08	23.29	25.74	35.92	30.31	32.24	33.86	36.18	29.83	43.39	40.98	29.52	73.84	68.25	23.64	18.98	18.90	14.93
MICHIGAN.HUB	17.61	18.12	18.06	16.64	32.90	59.44	40.99	25.73	29.84	39.93	33.84	35.03	36.07	35.98	31.41	45.23	43.02	30.96	78.33	67.73	25.30	20.44	20.72	39.59
MINN.HUB	15.67	15.84	15.64	11.40	19.45	26.89	40.83	51.86	44.41	59.40	49.15	58.49	40.30	33.74	24.90	40.98	40.14	30.29	72.24	82.80	23.74	18.22	17.10	13.81
WPS	17.63	18.00	17.83	12.58	21.16	31.88	35.74	37.63	58.80	49.33	61.76	47.93	43.19	40.33	33.47	47.96	45.02	32.80	83.38	77.33	26.76	21.19	21.19	12.63
Forecasted(GW)	49.2	48.2	48.0	48.5	50.8	55.4	61.5	64.2	65.2	66.3	67.1	67.5	67.9	68.2	68.2	68.1	68.2	68.1	70.1	70.1	67.8	64.2	59.6	56.1
(RT) - (DA Load)	0.58	0.78	0.94	0.69	0.32	-0.96	0.46	1.94	0.79	1.24	0.25	0.28	-0.53	-0.62	-0.47	-0.88	-0.68	-0.59	-1.87	1.23	1.89	2.62	1.42	1.19



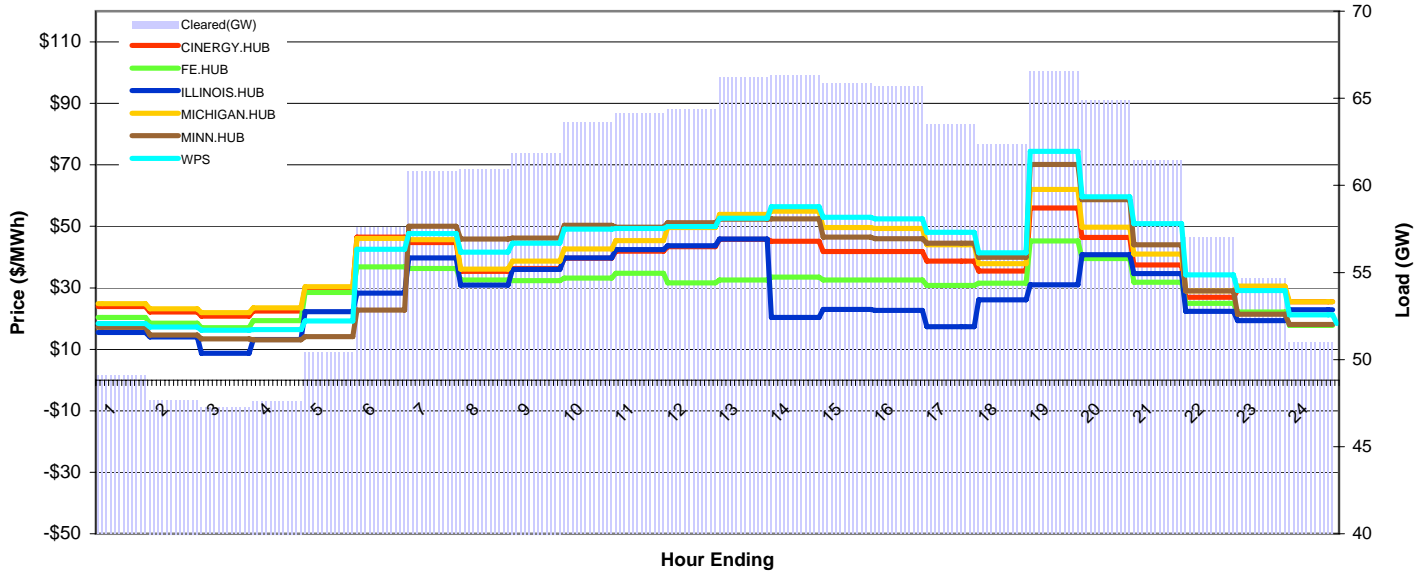
# MISO Daily Report

Delivery Day: Tuesday, October 7, 2008

Price Color Codes: ≤0 ≥100 ≥200

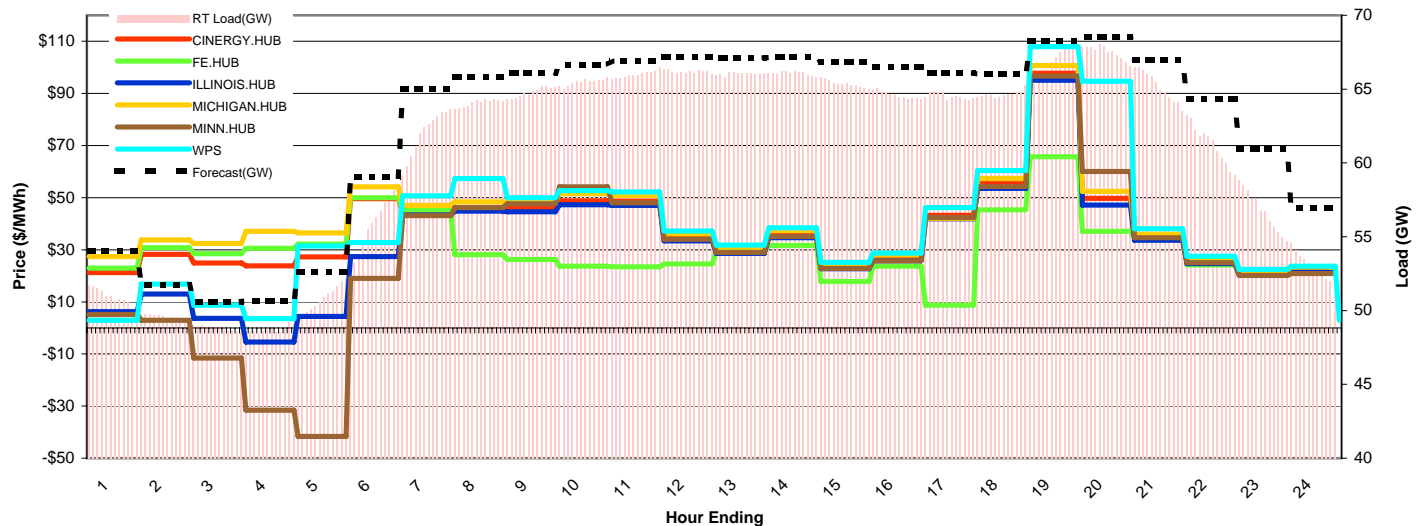
## Day-Ahead Prices and Cleared Load

	HE1	HE2	HE3	HE4	HE5	HE6	HE7	HE8	HE9	HE10	HE11	HE12	HE13	HE14	HE15	HE16	HE17	HE18	HE19	HE20	HE21	HE22	HE23	HE24
CINERGY.HUB	23.95	22.15	20.78	22.50	29.81	46.51	44.74	35.32	36.31	39.61	41.89	43.37	45.76	45.18	41.82	41.82	38.73	35.52	55.95	46.36	37.45	26.97	29.21	25.51
FE.HUB	20.38	18.53	17.00	19.38	28.51	36.81	36.27	32.58	32.39	33.20	34.74	31.61	32.59	33.48	32.58	32.60	30.74	31.52	45.21	39.53	31.86	25.00	22.17	17.78
ILLINOIS.HUB	15.52	14.01	8.73	13.21	22.25	28.25	39.70	30.85	36.00	39.75	42.45	43.70	45.89	20.36	22.94	22.70	17.40	26.06	30.96	40.76	34.60	22.30	19.31	22.87
MICHIGAN.HUB	24.82	23.20	21.97	23.52	30.34	46.10	45.62	36.09	38.73	42.64	45.32	49.62	53.89	54.97	49.67	49.28	43.97	37.91	62.03	49.71	40.94	29.02	30.61	25.51
MINN.HUB	17.10	14.66	13.36	13.05	14.14	22.80	50.00	45.87	46.21	50.34	49.69	51.19	52.38	52.43	46.54	46.00	44.52	39.92	70.12	58.69	43.96	29.06	21.46	18.12
WPS	18.43	17.26	16.20	16.46	19.23	42.57	47.62	41.60	44.53	49.09	49.33	49.96	52.64	56.37	52.92	52.45	48.03	41.38	74.35	59.58	50.84	34.17	29.12	21.20
Cleared(GW)	49.1	47.7	47.3	47.6	50.4	57.6	60.8	60.9	61.9	63.6	64.1	64.3	66.2	66.3	65.9	65.7	63.5	62.4	66.5	64.9	61.4	57.0	54.6	51.0



## Preliminary Real-Time Prices with Forecasted and Actual System Load

	HE1	HE2	HE3	HE4	HE5	HE6	HE7	HE8	HE9	HE10	HE11	HE12	HE13	HE14	HE15	HE16	HE17	HE18	HE19	HE20	HE21	HE22	HE23	HE24
CINERGY.HUB	21.26	28.27	24.95	23.79	27.28	49.58	44.54	46.06	45.83	48.80	48.58	34.56	29.69	36.04	23.61	26.89	43.28	55.35	97.77	49.78	34.53	25.47	21.22	22.64
FE.HUB	22.93	30.86	28.45	30.54	32.21	49.97	45.25	28.11	26.24	23.70	23.41	24.62	29.64	31.67	17.86	23.68	8.68	45.26	65.70	37.10	34.65	24.22	21.16	22.68
ILLINOIS.HUB	6.26	13.04	3.71	-5.42	4.41	27.35	43.32	44.79	44.53	47.30	47.09	33.43	28.57	34.64	22.67	25.83	41.85	53.55	95.05	47.19	33.65	24.67	20.43	21.76
MICHIGAN.HUB	27.44	33.73	32.43	37.09	36.48	54.16	47.05	48.38	48.25	51.63	50.84	36.07	30.95	37.32	24.41	27.95	42.06	57.41	100.69	52.41	36.02	26.66	22.08	23.38
MINN.HUB	5.13	2.98	-11.59	-31.56	-41.66	19.05	43.14	46.16	47.68	54.22	48.00	34.02	28.93	35.08	22.82	25.74	42.38	54.26	96.66	60.05	34.68	25.06	20.18	20.85
WPS	2.96	16.78	8.75	3.50	31.38	32.84	50.78	57.40	49.93	52.65	52.25	37.25	31.79	38.42	25.13	28.73	46.23	60.38	107.95	94.64	38.08	27.56	22.45	23.66
Forecasted(GW)	54.0	51.7	50.6	50.7	52.6	59.1	65.0	65.8	66.1	66.7	66.9	67.2	67.1	67.2	66.9	66.5	66.1	66.0	68.3	68.5	67.0	64.3	61.0	56.9
(RT) - (DA Load)	1.84	1.84	1.54	1.10	0.36	-1.73	1.21	3.18	2.92	1.89	1.89	1.85	-0.11	-0.20	-0.50	-1.05	1.03	2.31	0.26	2.66	3.81	4.28	2.11	2.01



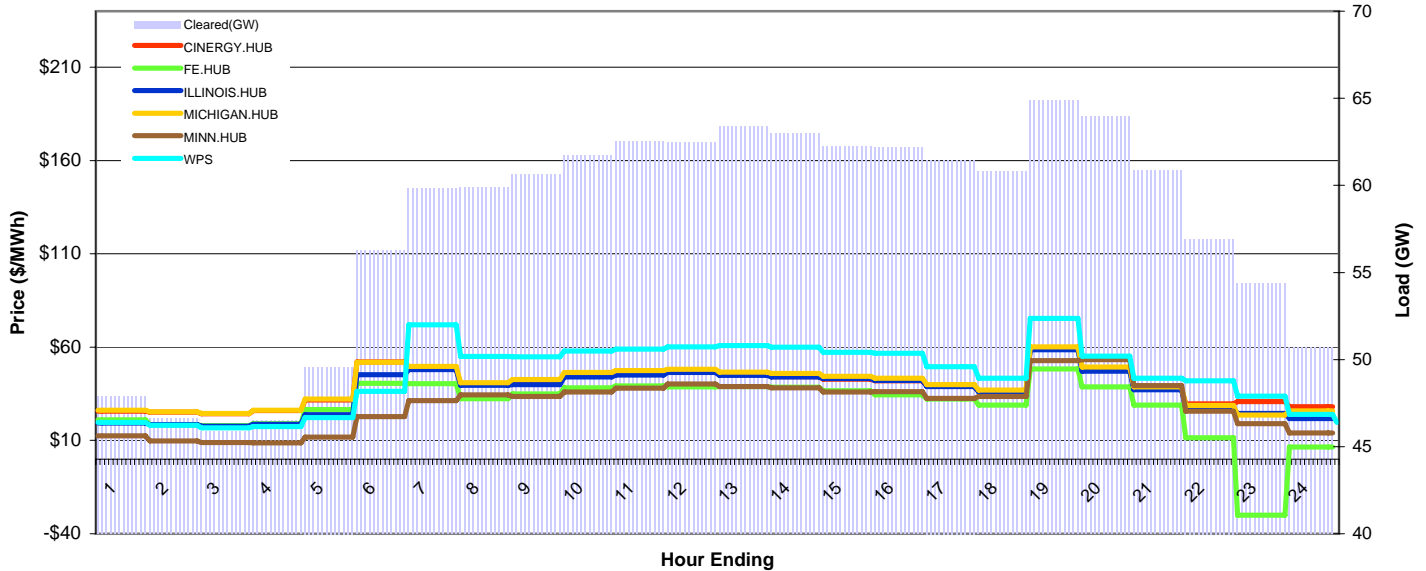
# MISO Daily Report

Delivery Day: Wednesday, October 8, 2008

Price Color Codes: <=0 >=100 >=200

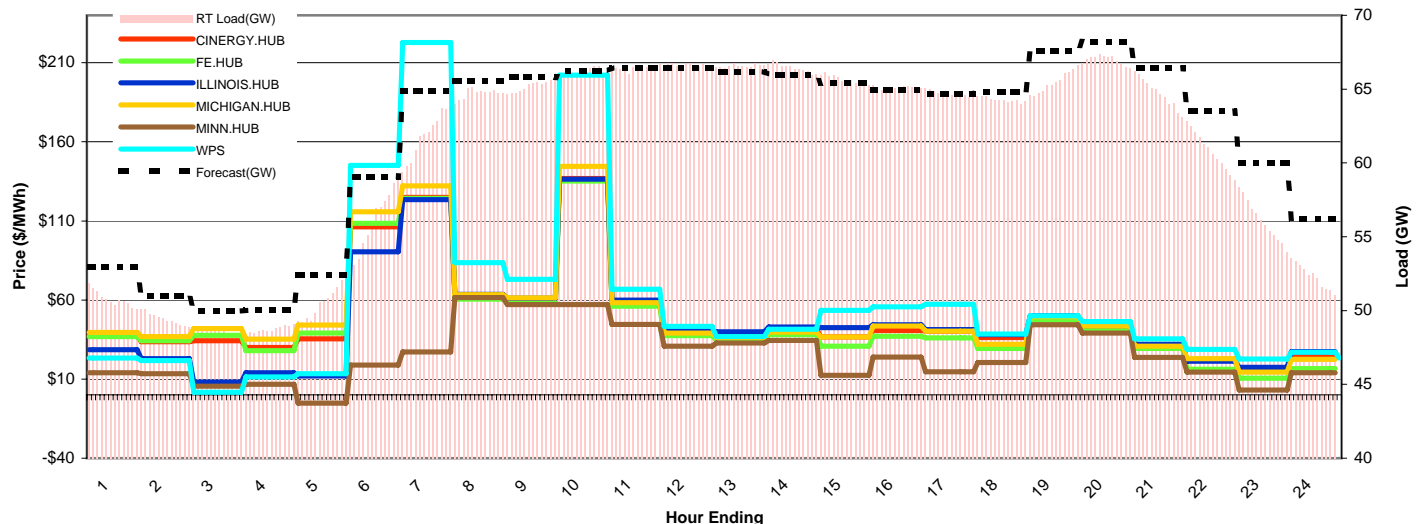
## Day-Ahead Prices and Cleared Load

	HE1	HE2	HE3	HE4	HE5	HE6	HE7	HE8	HE9	HE10	HE11	HE12	HE13	HE14	HE15	HE16	HE17	HE18	HE19	HE20	HE21	HE22	HE23	HE24
CINERGY.HUB	25.73	25.09	24.25	25.99	31.71	52.05	48.52	40.14	41.38	44.77	45.68	46.54	45.17	44.21	42.75	41.98	39.29	36.30	59.67	48.91	37.35	29.67	30.89	28.00
FE.HUB	21.01	18.40	17.94	18.90	26.55	40.53	40.42	32.28	34.92	38.14	39.20	38.74	38.87	38.52	36.65	34.38	32.12	28.88	48.28	38.66	28.88	11.48	-30.11	6.53
ILLINOIS.HUB	19.41	18.53	17.58	18.56	23.79	45.20	48.04	39.54	39.84	43.94	45.13	46.34	44.88	44.10	43.14	42.08	38.86	35.89	58.56	47.09	37.23	26.96	24.46	21.75
MICHIGAN.HUB	26.18	25.30	24.50	26.27	32.25	51.85	49.67	40.98	42.66	46.36	47.39	48.07	46.51	45.95	44.28	43.26	39.86	36.93	60.15	49.25	38.66	28.74	23.57	25.84
MINN.HUB	12.42	9.64	8.90	8.61	11.80	22.76	31.33	34.45	33.53	35.88	38.09	40.29	38.80	38.24	35.91	36.06	32.61	33.59	52.82	53.36	39.45	25.61	18.92	14.07
WPS	19.67	18.05	16.83	17.41	22.27	36.24	71.95	54.96	54.75	57.93	58.96	60.08	60.90	60.04	57.19	56.66	49.54	43.26	75.34	55.20	43.38	42.00	33.72	24.01
Cleared(GW)	47.9	46.6	45.9	46.5	49.6	56.2	59.8	59.9	60.6	61.7	62.6	62.5	63.4	63.0	62.2	62.2	61.5	60.8	64.9	64.0	60.8	56.9	54.4	50.7



## Preliminary Real-Time Prices with Forecasted and Actual System Load

	HE1	HE2	HE3	HE4	HE5	HE6	HE7	HE8	HE9	HE10	HE11	HE12	HE13	HE14	HE15	HE16	HE17	HE18	HE19	HE20	HE21	HE22	HE23	HE24
CINERGY.HUB	37.46	33.66	34.23	30.04	35.37	106.27	124.82	62.51	60.04	136.79	58.21	39.48	38.04	41.44	36.68	40.67	40.41	36.18	47.44	43.28	31.24	21.97	16.02	24.85
FE.HUB	36.83	34.19	37.61	28.00	39.08	108.40	124.19	60.59	58.36	135.19	56.02	37.42	34.81	38.19	30.87	37.13	36.08	29.30	47.40	41.95	29.43	16.34	10.59	16.66
ILLINOIS.HUB	28.61	23.01	8.10	14.02	12.09	90.50	123.53	63.57	61.09	136.50	60.01	40.44	39.99	43.02	42.54	44.27	41.24	38.08	50.05	43.66	32.09	21.36	17.36	27.32
MICHIGAN.HUB	39.49	36.94	41.99	35.28	44.18	115.73	132.10	63.46	61.28	144.42	58.41	39.01	36.18	39.80	36.74	43.53	40.29	32.03	49.33	43.57	30.86	22.97	14.42	22.56
MINN.HUB	13.96	13.37	5.52	6.79	-5.30	18.95	27.26	61.64	57.10	57.01	44.47	30.86	32.78	34.39	12.48	23.96	14.57	20.56	44.31	39.07	23.63	14.42	3.10	13.99
WPS	23.36	21.78	1.70	11.32	13.36	145.18	222.88	83.70	73.10	202.22	66.90	43.39	36.90	41.54	53.39	55.69	57.36	38.48	49.99	46.43	35.56	28.75	22.65	27.02
Forecasted(GW)	53.0	51.0	50.0	50.0	52.4	59.1	64.9	65.6	65.8	66.2	66.4	66.4	66.2	66.0	65.4	64.9	64.7	64.8	67.6	68.2	66.4	63.5	60.0	56.2
(RT) - (DA Load)	2.90	2.81	2.73	2.23	0.98	-0.26	2.05	4.85	4.59	4.47	3.90	4.18	3.20	3.50	3.45	2.94	3.23	3.47	0.59	3.02	3.94	3.91	1.73	1.62





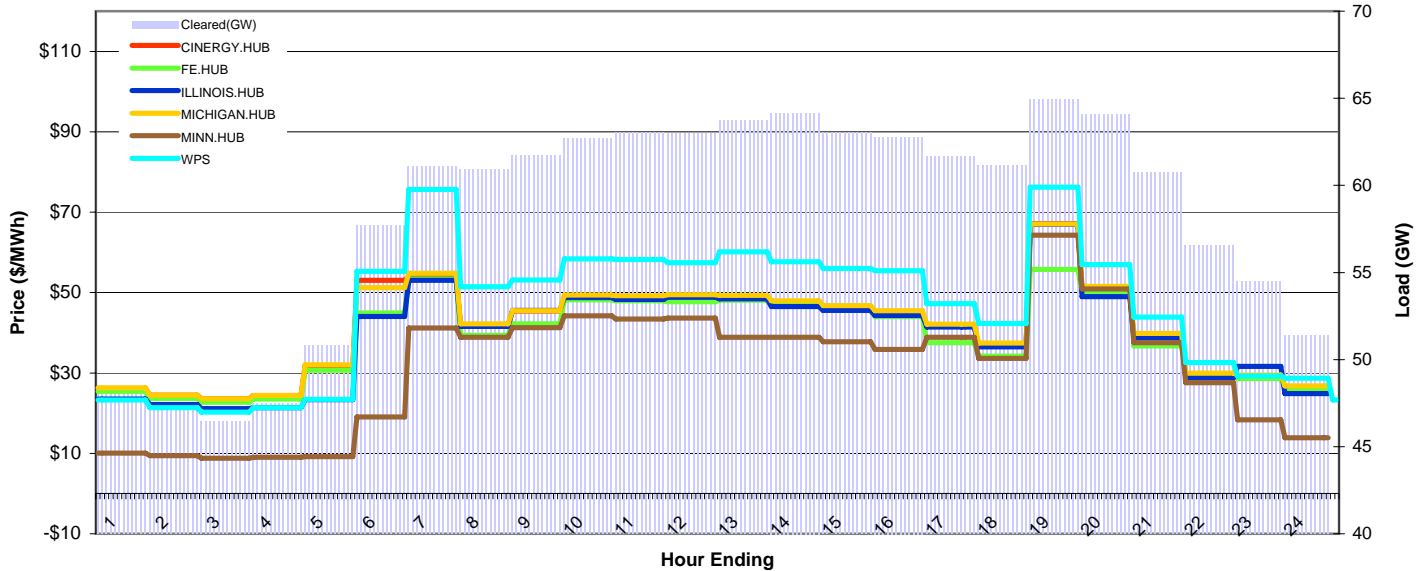
# MISO Daily Report

Delivery Day: Thursday, October 9, 2008

Price Color Codes: ≤0 ≥100 ≥200

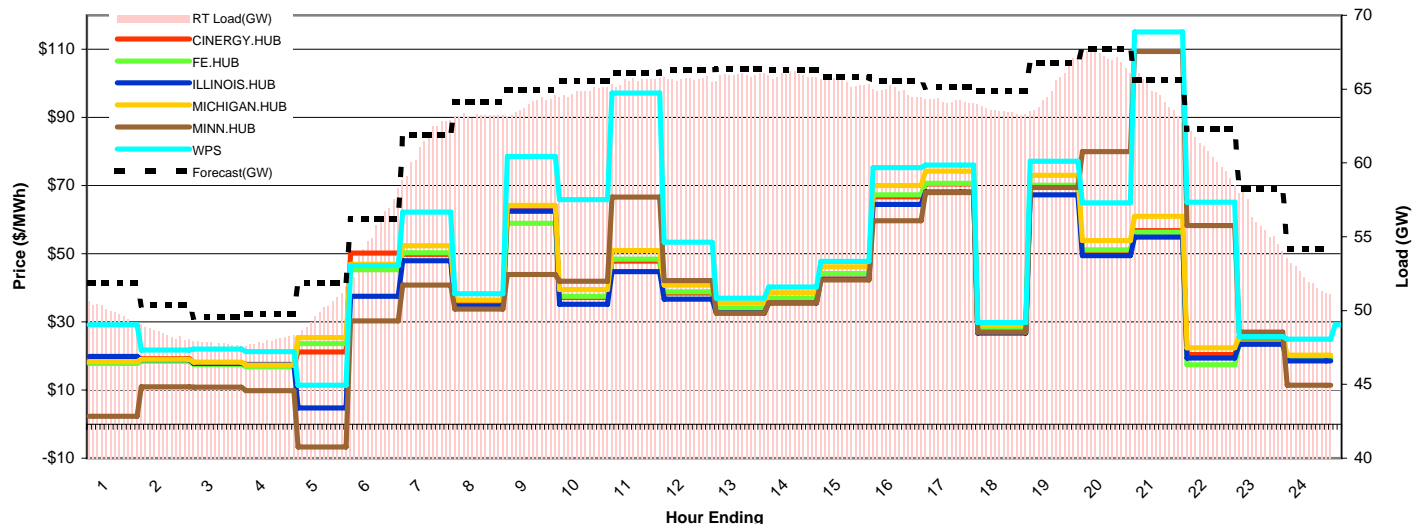
## Day-Ahead Prices and Cleared Load

	HE1	HE2	HE3	HE4	HE5	HE6	HE7	HE8	HE9	HE10	HE11	HE12	HE13	HE14	HE15	HE16	HE17	HE18	HE19	HE20	HE21	HE22	HE23	HE24
CINERGY.HUB	26.18	24.51	23.57	24.42	31.63	53.01	53.79	41.55	45.41	48.60	48.45	48.00	48.43	46.78	45.53	44.30	41.59	36.66	67.17	50.18	38.81	28.99	29.08	26.32
FE.HUB	25.41	23.71	22.73	23.54	30.89	44.94	53.40	39.33	42.22	48.17	47.95	47.69	48.10	46.73	45.56	44.05	37.49	34.17	55.77	50.21	36.73	29.17	28.60	25.97
ILLINOIS.HUB	23.55	22.17	21.11	21.38	23.37	44.05	53.07	41.56	45.58	48.72	48.31	48.85	48.43	46.50	45.56	44.29	41.43	36.51	66.98	49.01	38.72	28.80	31.64	24.88
MICHIGAN.HUB	26.31	24.49	23.56	24.43	32.00	51.20	54.81	42.19	45.50	49.42	49.19	49.48	49.34	47.93	46.73	45.47	42.18	37.42	67.10	51.54	39.84	29.93	29.47	26.79
MINN.HUB	10.07	9.46	8.80	9.06	9.16	19.08	41.16	38.88	41.23	44.20	43.44	43.64	38.88	38.88	37.76	35.83	38.88	33.63	64.24	50.92	37.49	27.56	18.34	13.88
WPS	23.30	21.34	20.23	21.38	23.41	55.25	75.69	51.49	53.14	58.36	58.25	57.45	60.13	57.63	56.01	55.47	47.22	42.30	76.21	56.93	43.91	32.60	29.25	28.70
Cleared(GW)	48.5	47.1	46.5	47.5	50.8	57.7	61.1	60.9	61.7	62.7	63.1	63.0	63.7	64.2	63.0	62.8	61.7	61.1	65.0	64.1	60.7	56.6	54.5	51.4



## Preliminary Real-Time Prices with Forecasted and Actual System Load

	HE1	HE2	HE3	HE4	HE5	HE6	HE7	HE8	HE9	HE10	HE11	HE12	HE13	HE14	HE15	HE16	HE17	HE18	HE19	HE20	HE21	HE22	HE23	HE24
CINERGY.HUB	19.05	19.21	18.05	17.40	21.17	50.24	49.82	35.20	62.64	37.18	47.83	38.47	33.83	36.80	44.06	66.74	70.50	27.59	69.45	50.89	56.79	20.47	24.34	19.29
FE.HUB	17.77	18.43	17.54	16.86	23.60	45.33	50.33	34.43	58.93	37.49	48.43	38.87	34.01	37.00	44.24	67.29	70.71	27.48	70.12	51.16	56.33	17.47	23.80	19.41
ILLINOIS.HUB	19.91	18.95	17.83	17.48	4.73	37.53	47.93	34.63	62.52	35.14	44.76	36.72	32.65	35.56	42.50	64.46	68.15	26.68	67.33	49.49	54.90	19.40	23.44	18.52
MICHIGAN.HUB	18.35	19.00	18.18	17.34	25.41	46.94	52.36	36.43	64.23	39.48	50.92	40.77	35.57	38.54	46.19	70.07	74.23	29.05	73.03	53.85	61.04	22.42	25.56	20.21
MINN.HUB	2.32	10.97	10.82	9.81	-6.70	30.31	40.84	33.75	43.88	41.91	66.65	42.13	32.59	35.61	42.28	59.70	67.96	26.99	69.45	80.00	109.34	58.32	26.99	11.43
WPS	29.17	21.75	22.02	21.32	11.43	46.51	62.24	38.27	78.53	65.91	97.17	53.37	36.95	40.29	47.73	75.25	76.01	29.83	77.19	64.98	115.12	65.14	25.65	24.90
Forecasted(GW)	51.9	50.4	49.6	49.8	51.9	56.2	61.9	64.1	65.0	65.6	66.1	66.3	66.3	66.3	65.8	65.5	65.2	64.9	66.8	67.7	65.6	62.3	58.2	54.2
(RT) - (DA Load)	1.48	1.35	1.33	0.51	-0.82	-2.42	0.30	2.29	2.23	2.18	2.51	2.70	2.21	1.80	2.49	2.05	2.52	2.41	0.31	3.07	3.84	4.01	1.49	0.77



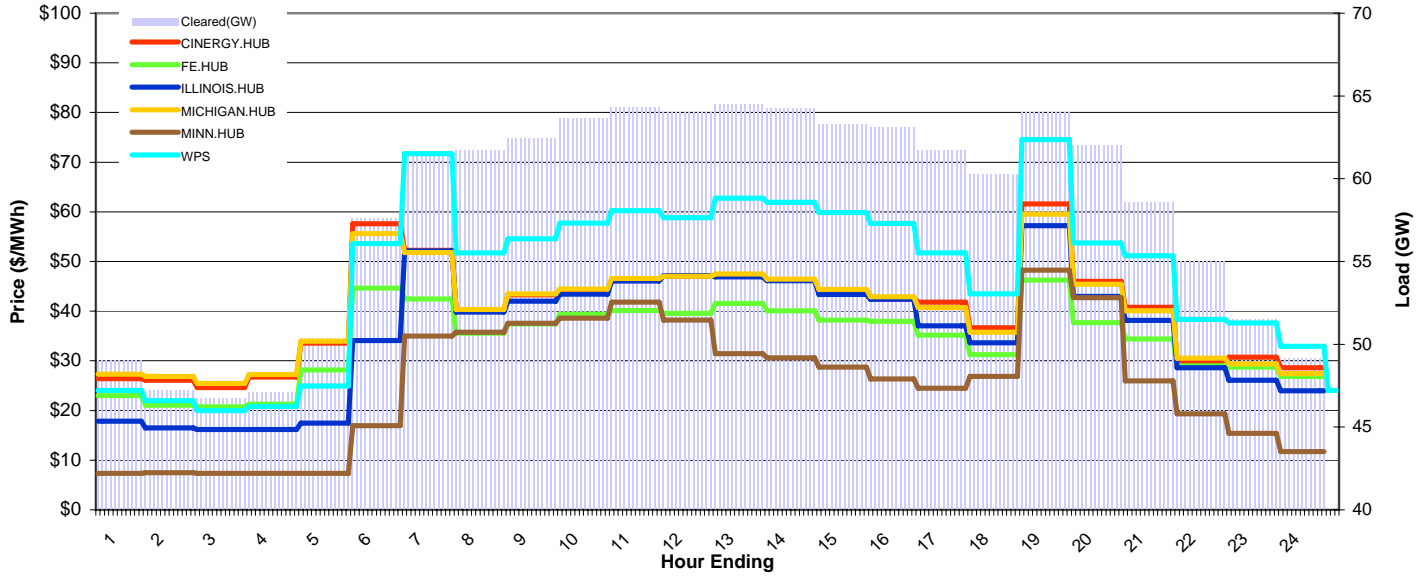
# MISO Daily Report

Delivery Day: Friday, October 10, 2008

Price Color Codes: <=0 >=100 >=200

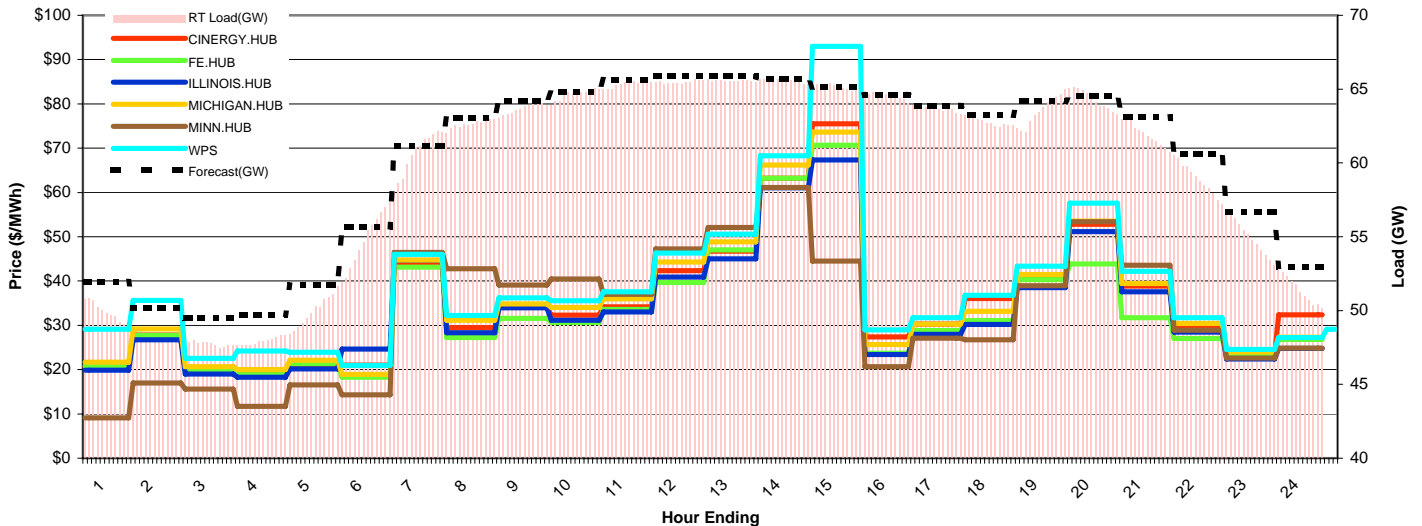
## Day-Ahead Prices and Cleared Load

	HE1	HE2	HE3	HE4	HE5	HE6	HE7	HE8	HE9	HE10	HE11	HE12	HE13	HE14	HE15	HE16	HE17	HE18	HE19	HE20	HE21	HE22	HE23	HE24
CINERGY.HUB	26.42	26.11	24.59	26.76	33.59	57.63	52.28	40.23	43.27	43.96	46.40	47.03	47.18	46.17	44.00	42.46	41.83	36.66	61.61	46.01	40.77	29.89	30.75	28.59
FE.HUB	23.00	21.09	20.73	21.25	28.13	44.66	42.46	35.58	37.43	39.39	40.16	39.58	41.58	40.08	38.24	37.92	35.16	31.28	46.28	37.69	34.42	29.02	28.71	26.85
ILLINOIS.HUB	17.85	16.52	16.15	16.15	17.49	34.11	52.12	39.82	42.01	43.42	46.04	47.15	46.89	46.16	43.39	42.37	37.07	33.65	57.22	42.96	38.15	28.59	26.09	23.95
MICHIGAN.HUB	27.32	26.90	25.44	27.28	33.94	55.61	51.83	40.33	43.47	44.43	46.61	47.06	47.46	46.45	44.41	42.92	40.74	35.77	59.54	45.45	40.07	30.56	29.39	27.47
MINN.HUB	7.36	7.47	7.35	7.33	7.33	16.95	35.00	35.75	37.54	38.61	41.79	38.22	31.43	30.59	28.73	26.36	24.50	26.85	48.23	42.69	25.94	19.30	15.37	11.70
WPS	24.05	21.97	19.98	20.84	24.94	53.59	71.68	51.75	54.56	57.74	60.26	58.84	62.77	61.91	59.87	57.64	51.72	43.50	74.53	53.72	51.13	38.32	37.65	32.90
Cleared(GW)	49.0	47.3	46.8	47.1	50.4	57.6	61.7	61.7	62.4	63.7	64.3	64.0	64.5	64.3	63.3	63.1	61.7	60.3	64.0	62.0	58.6	55.0	51.5	49.1



## Preliminary Real-Time Prices with Forecasted and Actual System Load

	HE1	HE2	HE3	HE4	HE5	HE6	HE7	HE8	HE9	HE10	HE11	HE12	HE13	HE14	HE15	HE16	HE17	HE18	HE19	HE20	HE21	HE22	HE23	HE24
CINERGY.HUB	20.68	27.82	19.77	19.09	21.12	21.06	44.10	29.51	34.04	32.31	34.17	42.37	46.77	63.22	75.50	27.40	30.30	36.02	40.72	52.82	38.88	29.41	23.30	32.36
FE.HUB	20.82	27.73	19.77	18.83	21.32	18.30	43.15	27.22	31.58	30.66	33.57	39.66	47.03	63.23	70.64	23.71	28.82	31.09	40.35	43.84	31.74	27.05	23.58	26.79
ILLINOIS.HUB	19.90	26.77	19.00	18.30	20.18	24.61	44.63	28.34	33.95	31.14	32.99	40.89	45.04	61.03	67.33	23.38	27.94	30.23	38.50	51.15	37.56	28.49	22.37	24.78
MICHIGAN.HUB	21.67	29.16	20.68	20.00	22.12	18.91	44.73	31.15	34.84	34.04	36.01	44.32	48.88	66.20	73.65	25.63	30.26	33.15	41.47	53.57	39.44	30.44	24.00	27.29
MINN.HUB	9.12	16.98	15.59	11.73	16.57	14.30	46.49	42.79	39.07	40.49	37.00	47.27	52.10	61.10	44.49	20.66	27.11	26.77	38.96	53.36	43.56	28.89	22.64	24.89
WPS	29.15	35.61	22.57	24.24	23.89	20.96	46.05	32.20	36.21	35.53	37.55	46.34	50.57	68.29	93.02	28.96	31.71	36.81	43.38	57.56	42.19	31.69	24.54	27.22
Forecasted(GW)	52.0	50.1	49.5	49.7	51.7	55.7	61.2	63.1	64.2	64.8	65.7	65.9	65.9	65.7	65.2	64.6	63.9	63.2	64.2	64.5	63.1	60.6	56.6	53.0
(RT) - (DA Load)	0.83	1.05	0.99	0.84	-0.44	-2.81	-1.02	0.95	1.22	0.97	1.01	1.47	1.05	1.29	1.82	1.45	1.97	2.50	-0.49	2.28	3.38	3.91	3.49	2.27



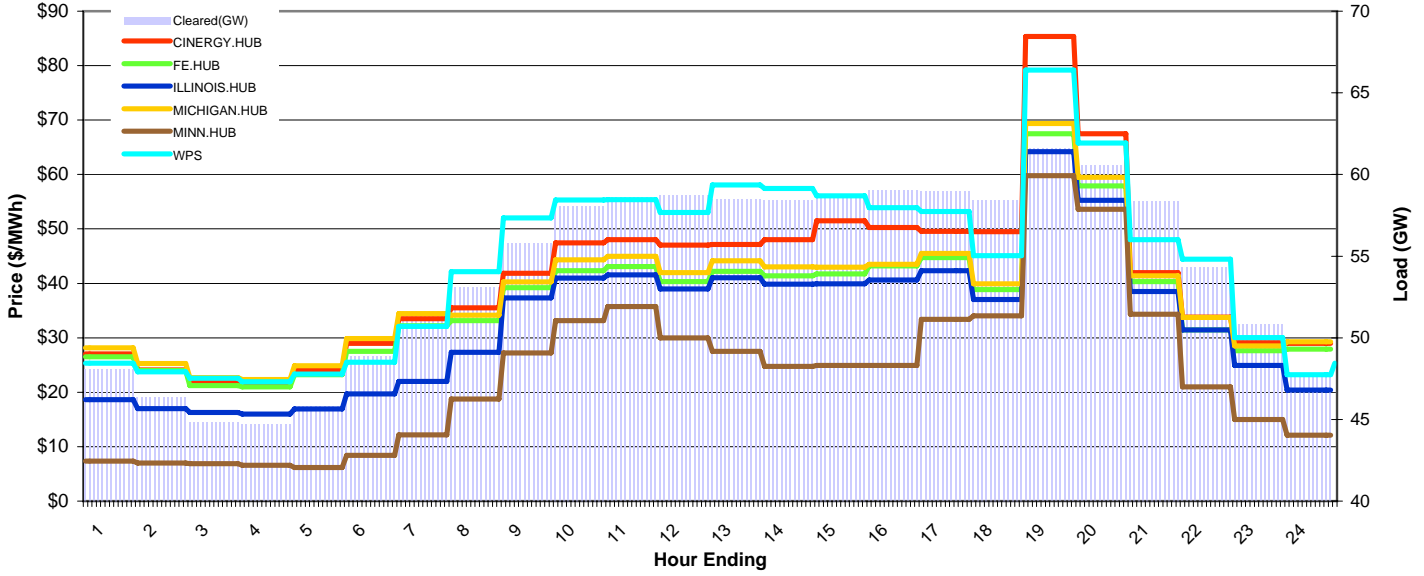
# MISO Daily Report

Delivery Day: Saturday, October 11, 2008

Price Color Codes: ≤0 ≥100 ≥200

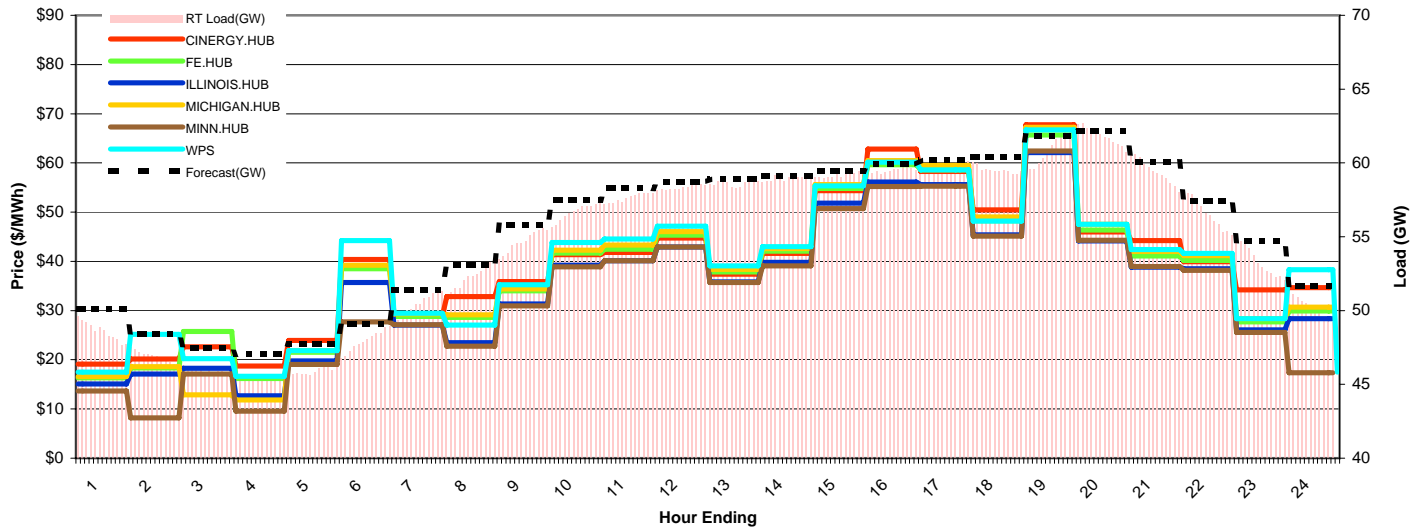
## Day-Ahead Prices and Cleared Load

	HE1	HE2	HE3	HE4	HE5	HE6	HE7	HE8	HE9	HE10	HE11	HE12	HE13	HE14	HE15	HE16	HE17	HE18	HE19	HE20	HE21	HE22	HE23	HE24
CINERGY.HUB	27.05	24.12	21.87	21.51	24.00	28.98	33.50	35.53	41.88	47.43	48.03	47.00	47.15	48.00	51.49	50.24	49.57	49.48	85.34	67.49	42.00	33.81	29.10	29.00
FE.HUB	26.54	24.00	21.25	20.99	23.23	27.52	32.20	33.17	39.23	42.30	43.11	40.34	42.22	41.41	41.76	43.20	44.71	38.86	67.50	57.91	40.34	31.46	27.60	27.93
ILLINOIS.HUB	18.63	16.99	16.26	16.01	16.95	19.70	22.00	27.33	37.31	40.97	41.54	38.99	41.01	39.85	39.93	40.62	42.34	37.01	64.22	55.24	38.49	31.43	24.95	20.40
MICHIGAN.HUB	28.16	25.29	22.72	22.33	24.84	29.85	34.42	34.17	40.26	44.35	44.96	41.99	44.13	43.01	42.97	43.51	45.49	39.92	69.35	59.48	41.41	33.73	28.52	29.26
MINN.HUB	7.35	6.98	6.87	6.56	6.17	8.43	12.18	18.76	27.24	33.15	35.75	30.00	27.49	24.73	24.94	24.90	33.38	34.03	59.77	53.60	34.31	20.96	15.00	12.09
WPS	25.36	23.76	22.58	21.94	23.34	25.54	32.08	42.15	52.02	55.34	55.38	53.01	58.07	57.41	56.05	53.92	53.22	45.09	79.21	65.77	48.04	44.41	30.05	23.22
Cleared(GW)	48.1	46.4	44.8	44.7	45.8	48.9	51.6	53.1	55.8	58.1	58.6	58.7	58.5	58.4	58.6	59.0	58.9	58.4	61.6	60.6	58.4	54.3	50.8	47.6



## Preliminary Real-Time Prices with Forecasted and Actual System Load

	HE1	HE2	HE3	HE4	HE5	HE6	HE7	HE8	HE9	HE10	HE11	HE12	HE13	HE14	HE15	HE16	HE17	HE18	HE19	HE20	HE21	HE22	HE23	HE24
CINERGY.HUB	19.13	20.19	22.62	18.73	23.95	40.39	28.87	32.83	35.92	41.33	41.81	44.73	37.40	41.65	54.37	62.83	58.29	50.48	67.73	45.99	44.21	39.96	34.22	34.68
FE.HUB	16.34	18.35	25.76	16.18	21.50	38.51	28.81	28.59	33.98	41.66	42.46	45.34	37.87	42.10	54.85	59.65	58.60	48.24	65.65	46.35	41.08	40.19	27.67	29.94
ILLINOIS.HUB	15.07	17.09	18.25	12.67	19.75	35.69	27.04	23.48	31.33	39.21	40.14	42.90	35.85	39.80	51.85	56.10	55.62	45.40	62.08	44.14	38.85	38.52	26.05	28.33
MICHIGAN.HUB	16.61	18.59	12.87	11.86	21.84	39.18	29.33	29.15	34.43	42.30	43.29	46.07	38.37	42.57	55.58	60.50	59.48	49.00	67.25	47.55	42.01	41.18	28.35	30.67
MINN.HUB	13.68	8.20	17.12	9.54	19.07	27.72	27.09	22.79	30.95	38.91	40.13	42.92	35.73	39.10	50.74	55.20	55.28	45.14	62.46	44.30	38.96	38.19	25.57	17.35
WPS	17.48	25.18	20.20	16.66	21.87	44.22	29.47	27.07	35.27	43.82	44.53	47.13	39.05	43.00	55.34	60.18	58.60	48.18	66.75	47.52	42.39	41.62	28.35	38.32
Forecasted(GW)	50.1	48.4	47.5	47.0	47.7	49.1	51.4	53.1	55.8	57.5	58.3	58.7	58.9	59.1	59.5	59.9	60.2	60.4	61.8	62.1	60.1	57.5	54.7	51.6
(RT) - (DA Load)	0.51	0.49	1.16	0.93	0.09	-0.94	-1.21	-0.83	-1.11	-1.42	-0.96	-0.38	0.13	0.55	0.59	0.50	0.79	1.09	-0.60	1.26	1.03	2.30	2.49	2.60



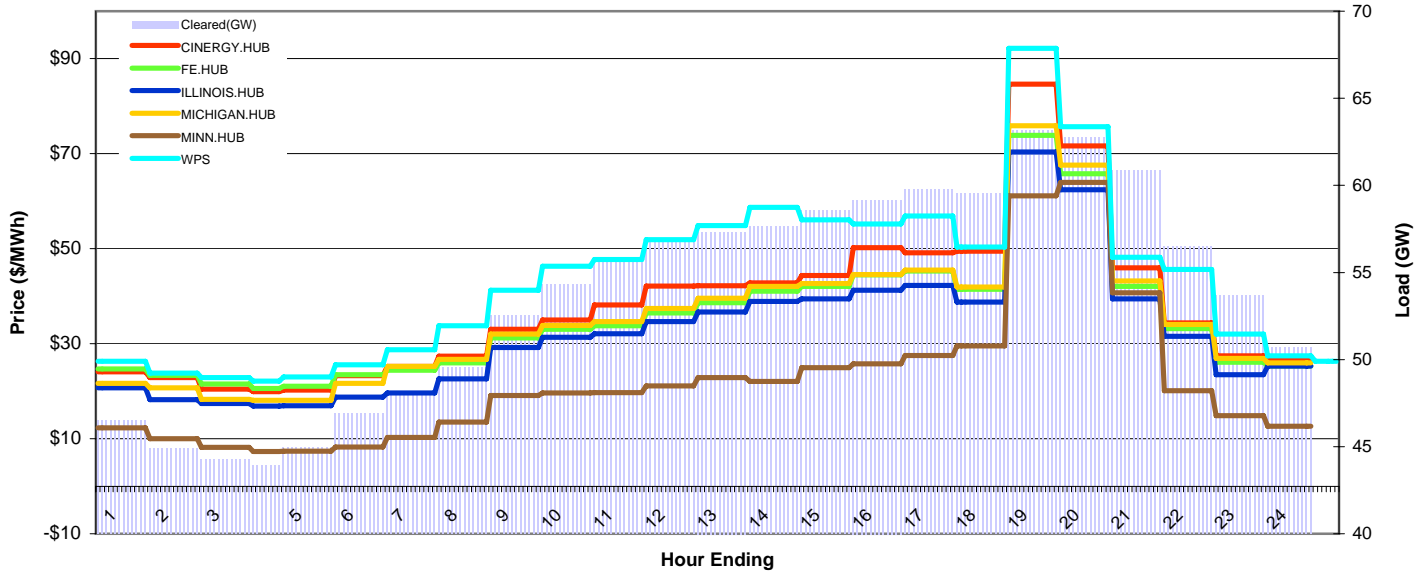
# MISO Daily Report

Delivery Day: Sunday, October 12, 2008

Price Color Codes: <=0 >=100 >=200

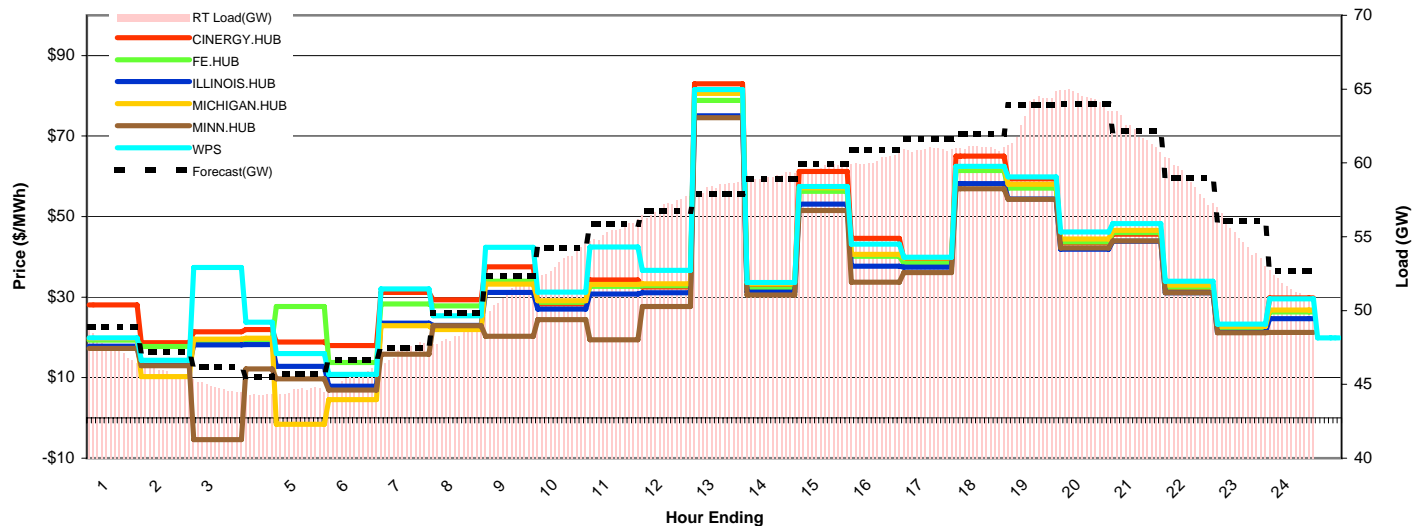
## Day-Ahead Prices and Cleared Load

	HE1	HE2	HE3	HE4	HE5	HE6	HE7	HE8	HE9	HE10	HE11	HE12	HE13	HE14	HE15	HE16	HE17	HE18	HE19	HE20	HE21	HE22	HE23	HE24
CINERGY.HUB	24.11	22.86	20.44	19.94	20.22	23.29	25.25	27.38	33.07	35.00	38.18	42.12	42.23	42.84	44.34	50.24	49.16	49.48	84.64	71.66	46.00	34.41	27.43	26.83
FE.HUB	24.70	23.33	21.53	20.61	21.07	23.47	24.45	25.97	31.23	33.02	33.78	36.47	38.62	41.08	42.06	44.49	45.30	41.47	73.88	65.79	42.05	33.21	26.11	25.29
ILLINOIS.HUB	20.72	18.24	17.43	16.89	16.95	18.76	19.63	22.61	29.21	31.36	32.11	34.67	36.67	38.89	39.43	41.26	42.25	38.75	70.39	62.40	39.41	31.55	23.48	25.29
MICHIGAN.HUB	21.63	20.74	18.28	18.08	18.07	21.65	25.21	26.68	32.05	33.88	34.67	37.39	39.58	42.08	42.69	44.57	45.51	41.91	75.88	67.57	43.19	34.08	26.93	25.96
MINN.HUB	12.29	10.00	8.16	7.29	7.39	8.27	10.26	13.49	19.09	19.67	19.73	21.13	22.84	22.09	24.94	25.74	27.54	29.57	61.16	63.94	40.72	20.11	14.83	12.60
WPS	26.34	23.80	22.87	22.13	22.98	25.54	28.72	33.77	41.25	46.32	47.75	51.93	54.88	58.73	56.10	55.19	56.91	50.39	92.18	75.71	48.18	45.65	32.05	27.45
Cleared(GW)	46.5	44.9	44.2	43.9	45.0	46.9	48.0	49.5	52.5	54.3	55.7	56.9	57.3	57.6	58.6	59.2	59.8	59.5	63.1	62.7	60.8	56.5	53.7	50.7



## Preliminary Real-Time Prices with Forecasted and Actual System Load

	HE1	HE2	HE3	HE4	HE5	HE6	HE7	HE8	HE9	HE10	HE11	HE12	HE13	HE14	HE15	HE16	HE17	HE18	HE19	HE20	HE21	HE22	HE23	HE24
CINERGY.HUB	28.09	18.67	21.40	21.92	18.85	18.00	31.21	29.36	37.56	28.32	34.25	32.52	82.99	32.95	61.20	44.59	39.34	65.02	59.37	43.50	45.65	32.26	22.16	29.78
FE.HUB	19.36	17.72	19.22	19.52	27.68	13.73	28.32	27.86	33.94	28.73	32.71	32.87	78.85	31.96	56.29	40.14	38.43	61.48	57.09	43.72	46.00	32.51	22.35	26.30
ILLINOIS.HUB	17.81	13.08	18.15	18.22	12.82	7.87	23.58	22.99	31.17	27.05	30.76	31.11	75.02	31.24	53.10	37.69	37.41	58.18	54.34	41.93	43.90	33.01	21.27	24.68
MICHIGAN.HUB	19.74	10.30	19.57	19.84	-1.57	4.58	22.93	21.95	33.20	29.11	33.18	33.31	80.59	33.31	57.13	40.61	39.79	62.38	58.07	44.48	46.62	33.01	22.73	26.76
MINN.HUB	17.29	12.99	-5.38	12.21	9.70	6.95	15.80	22.87	20.25	24.42	19.38	27.70	74.54	30.56	51.52	33.70	36.13	56.92	54.31	42.22	43.98	31.08	21.18	21.23
WPS	19.92	14.31	37.38	23.81	16.01	10.81	32.01	25.34	42.35	31.24	42.44	36.66	81.59	33.67	57.46	43.18	39.95	62.51	59.89	46.19	48.25	33.98	23.31	29.56
Forecasted(GW)	48.9	47.2	46.2	45.5	45.7	46.7	47.5	49.8	52.3	54.2	55.8	56.7	57.9	58.9	59.9	60.9	61.7	62.0	63.9	64.0	62.2	59.0	56.0	52.7
(RT) - (DA Load)	1.00	0.93	0.59	0.40	-0.39	-1.44	-0.70	-1.15	-1.29	-1.00	-0.24	0.19	1.05	1.45	1.09	1.05	1.12	1.51	0.30	1.77	1.32	2.35	1.22	0.85



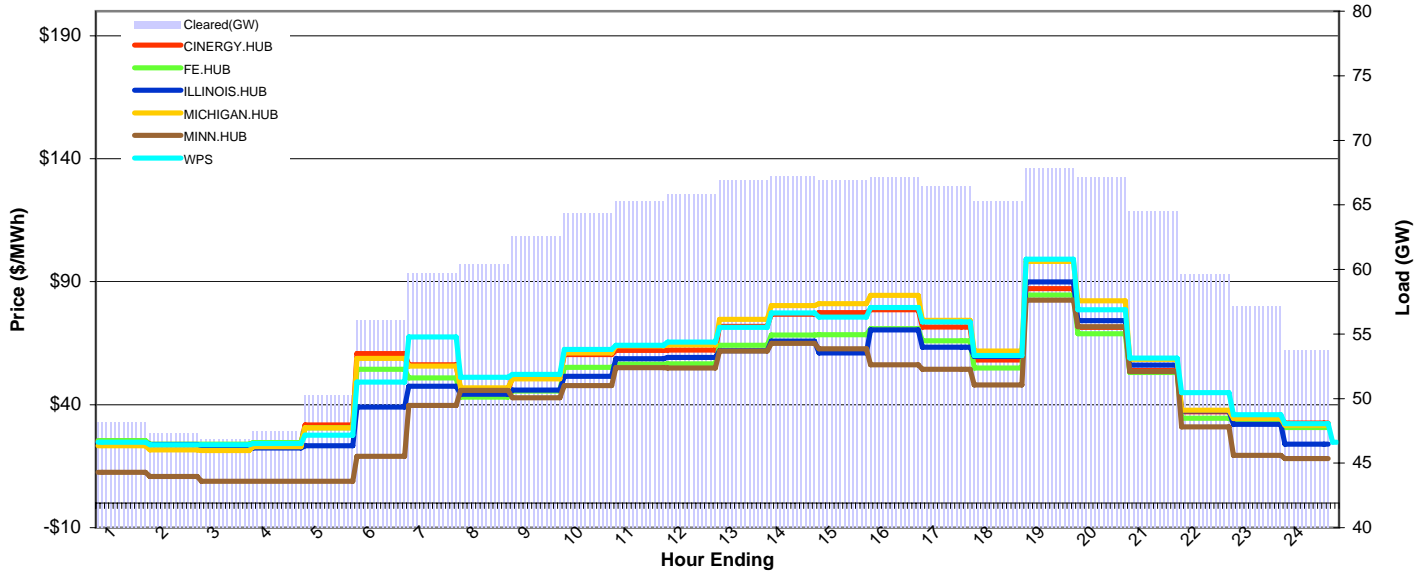
# MISO Daily Report

Delivery Day: Monday, October 13, 2008

Price Color Codes: ≤0 ≥100 ≥200

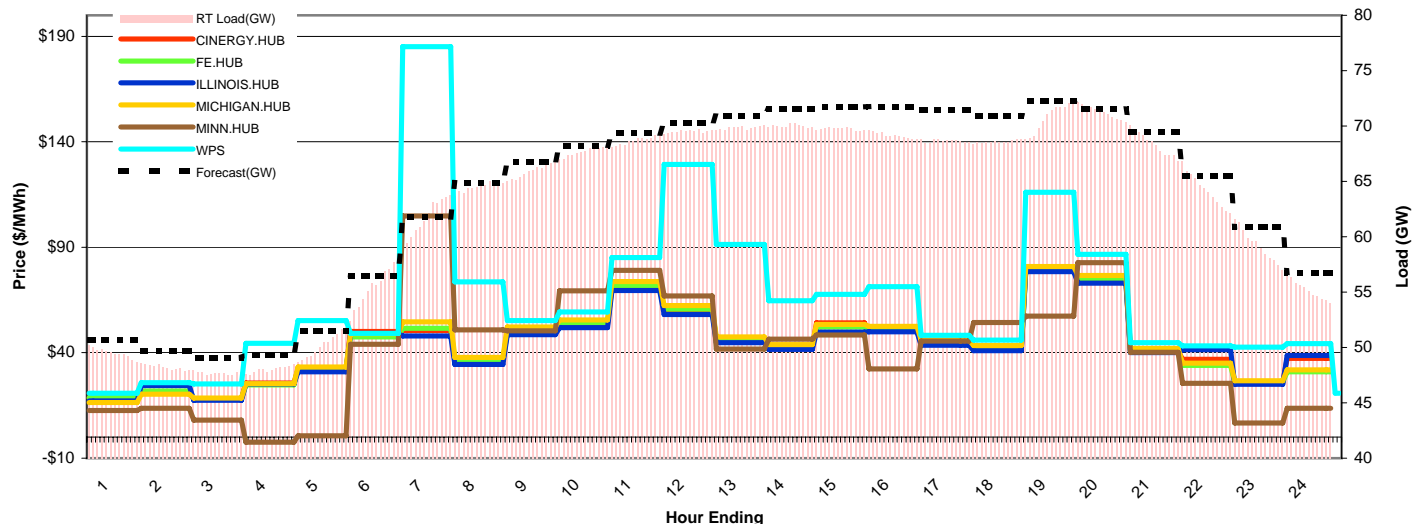
## Day-Ahead Prices and Cleared Load

	HE1	HE2	HE3	HE4	HE5	HE6	HE7	HE8	HE9	HE10	HE11	HE12	HE13	HE14	HE15	HE16	HE17	HE18	HE19	HE20	HE21	HE22	HE23	HE24
CINERGY.HUB	25.27	23.71	23.25	24.39	31.76	60.84	56.21	45.64	51.13	60.44	62.05	62.19	71.81	76.74	77.47	78.61	71.61	58.14	87.14	71.41	53.94	37.12	34.66	32.61
FE.HUB	25.34	23.94	23.92	24.62	30.85	54.38	50.94	43.03	45.60	55.17	56.47	56.63	64.20	68.34	68.50	70.95	65.94	54.91	84.58	68.83	53.10	34.48	33.37	30.70
ILLINOIS.HUB	24.54	23.78	22.28	22.40	23.25	39.02	47.49	44.25	46.01	51.54	58.66	59.25	61.94	65.85	61.05	70.41	63.37	59.67	89.98	74.15	56.12	37.48	32.08	24.02
MICHIGAN.HUB	23.33	21.65	21.32	22.86	30.55	58.88	55.75	46.81	50.54	60.99	63.95	64.25	74.67	80.31	81.07	84.40	74.37	61.77	98.21	82.20	58.43	37.69	34.36	31.59
MINN.HUB	12.45	10.79	8.88	8.88	8.88	19.03	39.69	45.78	42.82	47.79	55.00	54.89	61.78	64.89	62.76	56.26	54.46	48.06	82.45	71.77	53.53	31.01	19.38	18.11
WPS	24.80	23.64	23.72	24.21	27.54	49.22	67.52	51.14	52.28	62.50	64.11	65.50	71.49	77.24	75.58	79.51	73.66	59.98	99.21	78.57	59.00	44.97	35.89	32.31
Cleared(GW)	48.1	47.3	46.8	47.4	50.2	56.1	59.7	60.4	62.5	64.3	65.2	65.8	66.9	67.2	66.9	67.1	66.4	65.2	67.8	67.1	64.5	59.6	57.1	53.8



## Preliminary Real-Time Prices with Forecasted and Actual System Load

	HE1	HE2	HE3	HE4	HE5	HE6	HE7	HE8	HE9	HE10	HE11	HE12	HE13	HE14	HE15	HE16	HE17	HE18	HE19	HE20	HE21	HE22	HE23	HE24
CINERGY.HUB	18.50	21.14	18.11	25.62	32.14	50.04	50.50	35.76	50.03	53.45	71.20	59.98	46.06	42.72	54.19	50.39	44.47	42.09	79.20	73.88	40.89	36.94	25.83	37.36
FE.HUB	18.66	21.85	18.25	24.74	32.44	47.58	51.53	36.35	50.59	54.15	71.87	60.68	46.43	42.89	52.26	51.51	44.94	42.32	78.56	74.38	41.02	34.05	26.02	30.91
ILLINOIS.HUB	17.17	24.42	17.52	25.14	30.99	49.12	47.90	34.42	48.63	51.96	69.44	58.17	44.74	41.61	49.73	49.97	43.60	41.04	78.53	72.95	40.05	41.50	25.12	38.70
MICHIGAN.HUB	16.47	20.40	18.56	25.31	33.26	49.06	54.59	37.81	52.23	55.57	73.76	62.31	47.58	43.89	53.39	52.56	46.05	43.37	80.91	76.57	42.09	35.01	26.69	31.90
MINN.HUB	12.54	13.73	8.03	-2.48	0.58	44.09	104.93	50.82	50.35	69.35	79.00	66.95	41.79	46.43	48.48	32.32	45.55	54.27	57.40	82.70	40.17	25.52	6.73	13.60
WPS	20.87	25.77	25.19	44.42	55.30	49.22	185.16	73.57	55.21	59.27	85.18	129.34	91.39	64.67	67.65	71.30	48.27	46.04	116.05	86.61	44.73	43.25	42.63	44.25
Forecasted(GW)	50.7	49.6	49.1	49.4	51.5	56.4	61.8	64.9	66.8	68.2	69.3	70.2	70.9	71.5	71.7	71.8	71.5	70.9	72.2	71.5	69.5	65.5	60.9	56.8
(RT) - (DA Load)	1.38	0.95	0.86	0.57	-0.01	-0.60	2.05	4.10	3.37	3.31	3.48	3.70	2.94	2.79	2.90	2.05	2.27	3.36	3.00	4.15	3.93	4.61	2.11	1.46



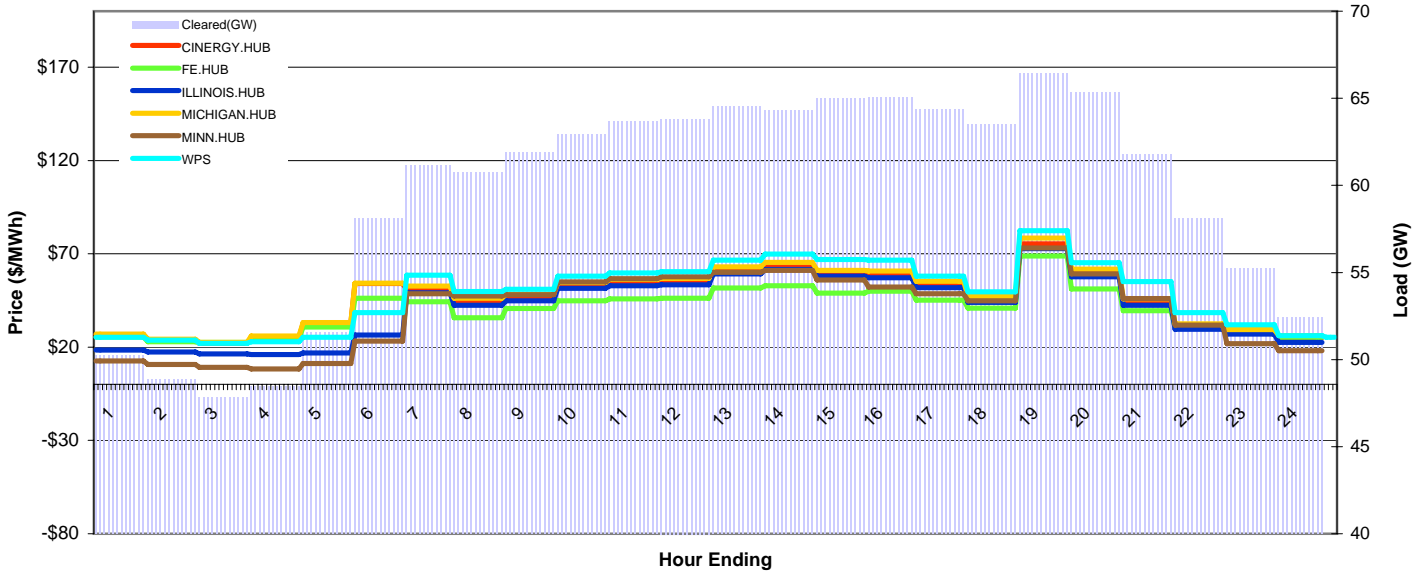
# MISO Daily Report

Delivery Day: Tuesday, October 14, 2008

Price Color Codes: ≤0 ≥100 ≥200

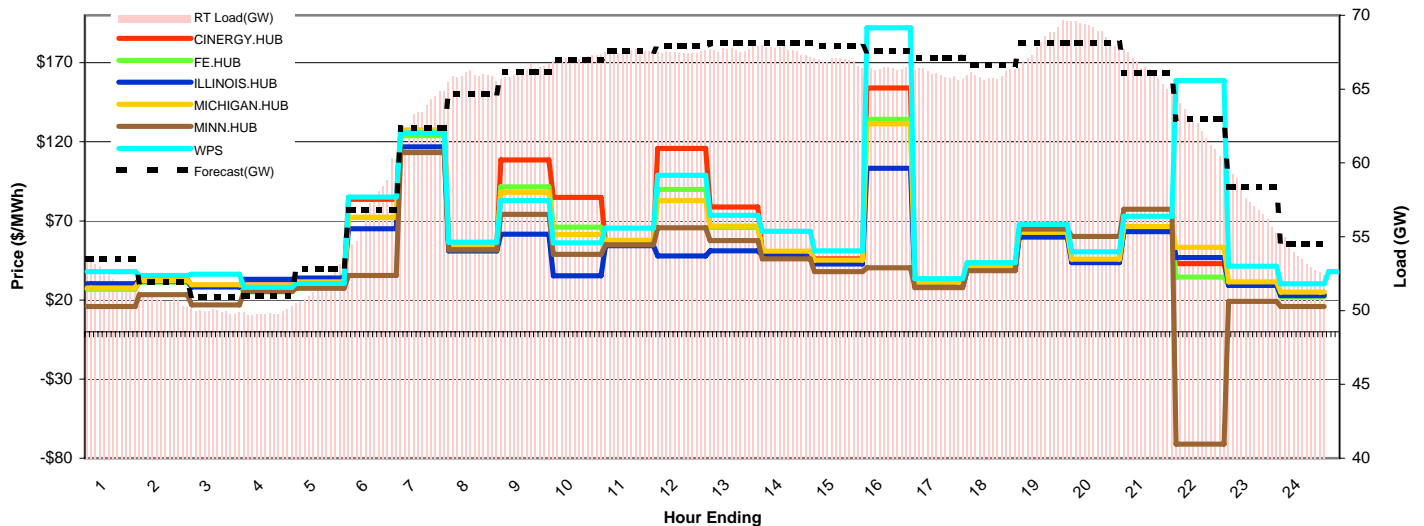
## Day-Ahead Prices and Cleared Load

	HE1	HE2	HE3	HE4	HE5	HE6	HE7	HE8	HE9	HE10	HE11	HE12	HE13	HE14	HE15	HE16	HE17	HE18	HE19	HE20	HE21	HE22	HE23	HE24
CINERGY.HUB	26.70	23.85	22.00	25.16	32.64	54.04	50.77	43.89	46.67	52.85	54.46	54.88	60.73	63.28	59.15	58.87	53.68	45.35	75.33	59.75	43.93	30.72	28.28	25.13
FE.HUB	25.50	22.81	22.55	24.71	30.77	46.12	44.35	35.76	40.68	44.91	45.92	46.22	51.60	52.92	48.92	49.96	45.16	40.82	68.88	51.25	39.54	30.53	28.43	25.27
ILLINOIS.HUB	18.44	17.40	16.40	15.97	16.93	26.41	49.03	42.40	44.75	51.46	52.93	53.45	59.20	61.69	57.95	57.21	51.77	43.96	72.76	57.69	42.35	29.64	27.05	22.59
MICHIGAN.HUB	27.05	24.27	22.60	25.94	33.24	54.34	52.63	46.13	48.27	54.67	56.31	56.87	62.96	65.38	61.15	60.81	55.21	47.16	78.48	61.77	45.81	32.45	29.36	26.17
MINN.HUB	12.52	10.77	9.14	8.37	11.26	23.22	48.58	47.37	48.02	54.93	56.61	57.62	60.04	61.06	56.02	52.16	48.57	44.77	73.17	59.20	46.11	31.82	21.84	18.14
WPS	25.28	23.74	22.09	22.90	25.20	38.51	58.58	49.84	51.08	58.02	59.80	60.46	66.60	69.92	66.94	66.64	58.09	49.60	82.33	65.30	55.07	38.51	31.92	26.21
Cleared(GW)	50.2	48.9	47.8	48.4	51.6	58.1	61.2	60.8	61.9	62.9	63.7	63.8	64.5	64.3	65.0	65.0	64.3	63.5	66.4	65.4	61.8	58.1	55.2	52.4



## Preliminary Real-Time Prices with Forecasted and Actual System Load

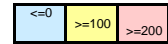
	HE1	HE2	HE3	HE4	HE5	HE6	HE7	HE8	HE9	HE10	HE11	HE12	HE13	HE14	HE15	HE16	HE17	HE18	HE19	HE20	HE21	HE22	HE23	HE24
CINERGY.HUB	30.09	32.88	29.34	32.64	33.32	83.61	126.77	53.08	108.51	84.85	56.30	115.83	78.85	50.18	45.97	153.99	32.83	40.23	61.59	44.90	64.89	42.92	29.78	23.61
FE.HUB	26.78	31.25	28.72	25.29	30.49	72.21	123.91	50.84	91.53	66.09	56.63	89.97	65.80	50.41	44.78	134.24	30.36	39.44	61.61	44.97	64.49	34.43	29.15	22.01
ILLINOIS.HUB	30.30	32.16	28.33	33.09	33.90	65.06	116.82	51.00	61.52	35.28	54.29	47.89	51.19	48.35	42.76	103.34	28.35	38.81	59.72	43.70	63.19	46.84	29.19	22.85
MICHIGAN.HUB	27.61	32.28	29.64	29.20	31.47	72.27	127.53	54.95	88.04	61.45	57.86	82.87	66.61	50.97	45.17	131.36	31.33	40.81	62.85	45.80	66.56	53.38	31.53	24.99
MINN.HUB	15.88	23.47	16.90	25.46	27.36	35.52	113.18	51.69	74.20	48.88	54.98	65.65	57.65	46.06	37.88	40.43	27.75	38.54	64.76	60.17	77.40	-71.14	19.06	15.93
WPS	37.88	35.58	36.31	27.95	30.37	85.04	125.66	56.53	82.96	56.20	65.42	98.88	73.47	63.50	51.09	192.03	33.41	43.56	67.97	50.54	72.96	158.83	41.33	30.31
Forecasted(GW)	53.5	51.9	50.9	51.0	52.8	56.8	62.4	64.7	66.1	67.0	67.6	67.9	68.1	68.1	67.9	67.6	67.1	66.7	68.1	68.1	66.1	63.0	58.4	54.5
(RT) - (DA Load)	2.21	1.92	2.16	1.41	0.16	-0.94	2.17	5.14	4.34	4.21	3.93	3.69	3.18	3.36	1.92	1.38	1.68	2.47	1.79	3.56	4.49	4.19	2.17	1.16



# MISO Daily Report

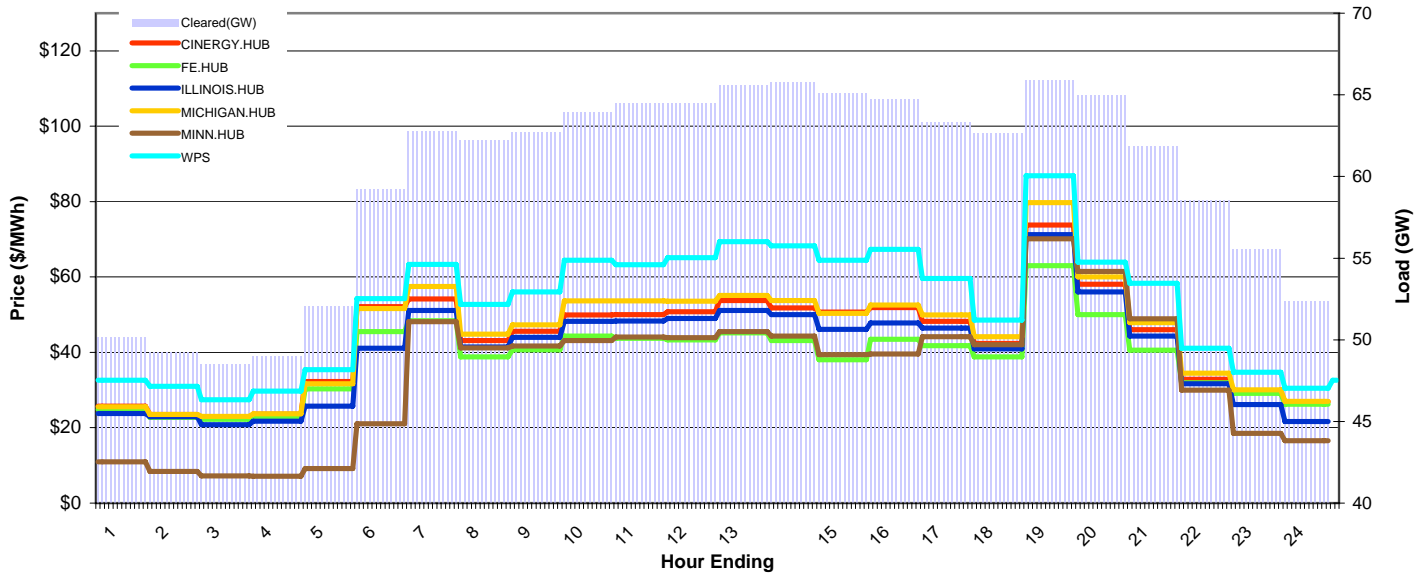
Delivery Day: Wednesday, October 15, 2008

Price Color Codes:



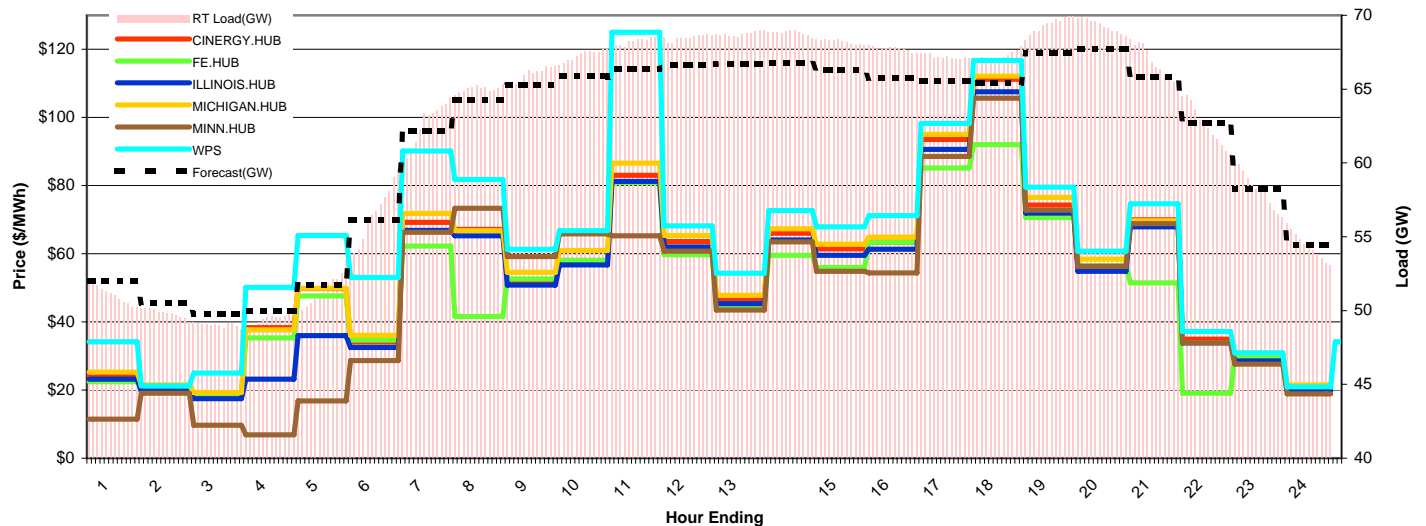
## Day-Ahead Prices and Cleared Load

	HE1	HE2	HE3	HE4	HE5	HE6	HE7	HE8	HE9	HE10	HE11	HE12	HE13	HE14	HE15	HE16	HE17	HE18	HE19	HE20	HE21	HE22	HE23	HE24
CINERGY.HUB	25.73	23.48	22.60	23.63	32.23	52.10	54.20	43.16	45.58	49.90	50.01	50.75	53.73	51.83	50.65	51.87	48.26	42.37	73.80	58.07	45.98	32.82	29.39	26.93
FE.HUB	24.84	22.78	22.25	23.00	30.32	45.52	48.36	38.77	40.66	44.36	43.71	43.28	45.20	43.15	38.00	43.47	41.74	38.79	63.02	50.04	40.55	31.95	29.15	26.22
ILLINOIS.HUB	23.75	22.96	20.81	21.76	25.74	41.10	51.15	41.46	43.99	48.21	48.31	48.99	51.15	50.04	46.12	47.78	46.47	40.91	71.23	56.04	44.31	31.68	26.15	21.65
MICHIGAN.HUB	25.58	23.48	23.01	23.65	31.70	51.59	57.49	44.86	47.32	53.67	53.67	53.59	55.09	53.79	50.36	52.60	49.91	44.14	79.77	60.06	47.87	34.51	30.07	27.04
MINN.HUB	10.92	8.40	7.21	7.12	9.16	21.03	48.13	41.22	41.67	43.14	44.07	43.88	45.55	44.31	39.38	39.53	44.13	42.00	70.17	61.48	48.88	30.00	18.51	16.56
WPS	32.65	31.00	27.41	29.75	35.38	54.22	63.36	52.72	56.01	64.45	63.23	65.13	69.40	68.27	64.46	67.31	59.62	48.61	86.87	63.90	58.33	41.07	34.76	30.49
Cleared(GW)	50.2	49.2	48.5	49.0	52.1	59.2	62.8	62.2	62.7	63.9	64.5	64.5	65.6	65.8	65.1	64.7	63.3	62.6	65.9	65.0	61.8	58.5	55.5	52.4



## Preliminary Real-Time Prices with Forecasted and Actual System Load

	HE1	HE2	HE3	HE4	HE5	HE6	HE7	HE8	HE9	HE10	HE11	HE12	HE13	HE14	HE15	HE16	HE17	HE18	HE19	HE20	HE21	HE22	HE23	HE24
CINERGY.HUB	24.34	20.76	18.03	38.35	49.78	34.08	69.23	67.15	52.08	58.05	83.06	63.62	46.79	66.05	61.46	63.39	93.54	111.24	74.30	56.45	70.00	34.91	29.63	20.88
FE.HUB	22.42	20.93	18.04	35.36	47.62	34.62	62.26	41.59	52.57	58.01	80.90	59.70	44.24	59.57	55.99	63.39	85.24	92.07	70.65	56.44	51.50	19.06	29.74	20.82
ILLINOIS.HUB	23.24	19.77	17.47	23.22	36.01	32.51	66.92	65.29	50.82	56.74	81.26	61.96	45.34	64.02	59.51	61.34	90.64	107.56	71.93	54.88	67.90	33.83	28.51	19.68
MICHIGAN.HUB	25.30	21.54	19.22	37.69	49.86	36.04	71.86	66.81	54.62	60.97	86.56	65.42	47.80	67.35	62.81	64.88	95.10	112.18	76.52	58.47	69.68	33.89	30.82	21.48
MINN.HUB	11.50	19.05	9.66	6.82	16.83	28.63	66.31	73.36	59.13	65.85	65.26	60.79	43.49	63.53	54.87	54.42	88.61	105.68	72.84	56.27	68.82	33.95	27.62	18.90
WPS	34.17	21.19	25.02	50.17	65.38	53.11	90.19	81.84	61.31	66.80	124.98	68.22	54.32	72.67	67.87	71.20	98.25	116.73	79.55	60.77	74.67	37.17	30.95	20.95
Forecasted(GW)	52.0	50.5	49.8	50.0	51.8	56.1	62.2	64.3	65.3	65.9	66.3	66.6	66.7	66.8	66.3	65.8	65.6	65.5	67.4	67.7	65.8	62.7	58.3	54.5
(RT) - (DA Load)	0.90	0.59	0.52	0.46	-0.73	-2.77	-0.24	2.78	3.25	3.39	3.73	3.99	3.17	3.05	3.13	3.00	3.89	4.62	3.48	4.35	5.01	4.05	2.69	1.99



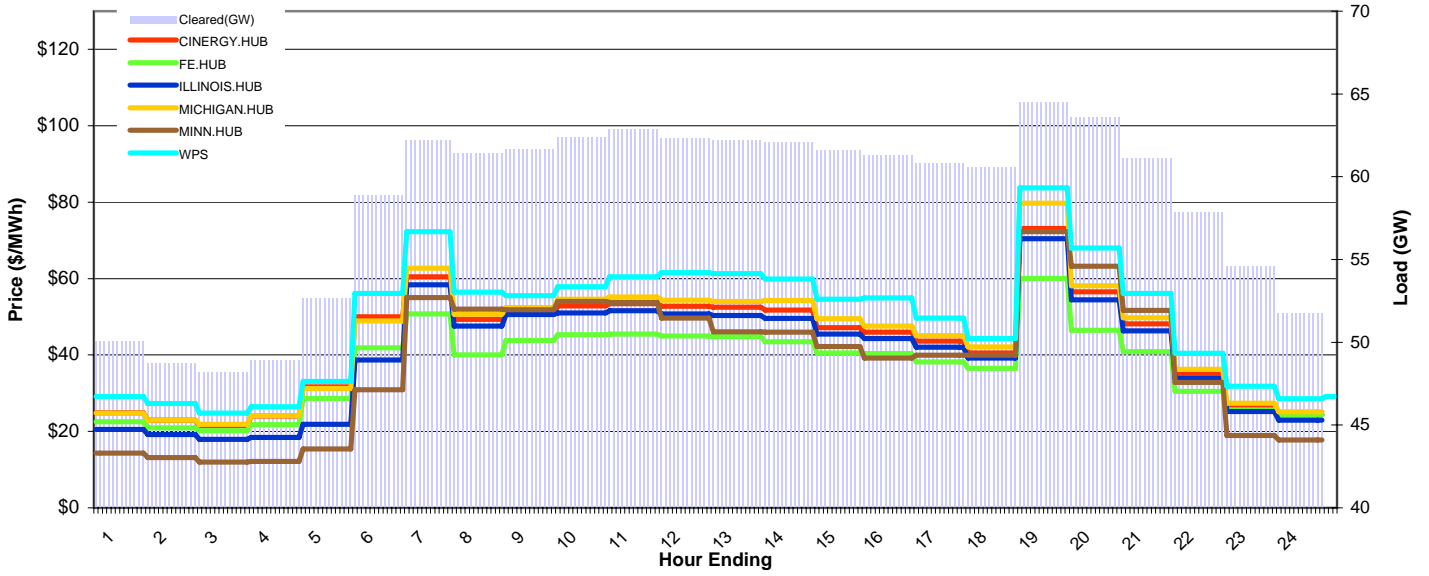
# MISO Daily Report

Delivery Day: Thursday, October 16, 2008

Price Color Codes: ≤0 ≥100 ≥200

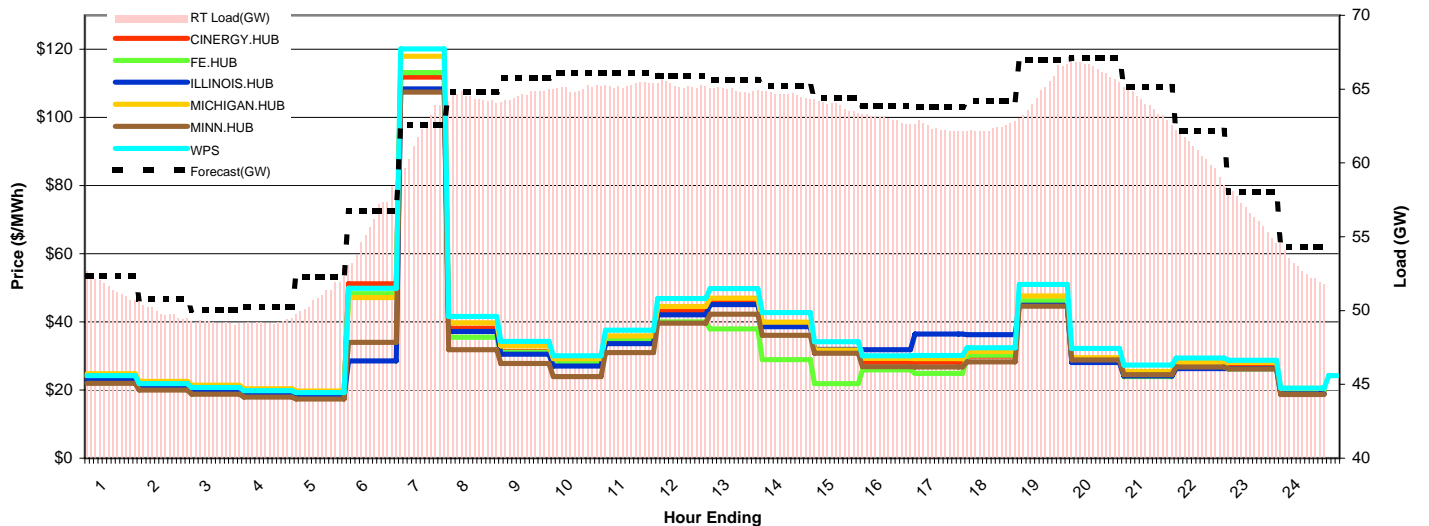
## Day-Ahead Prices and Cleared Load

	HE1	HE2	HE3	HE4	HE5	HE6	HE7	HE8	HE9	HE10	HE11	HE12	HE13	HE14	HE15	HE16	HE17	HE18	HE19	HE20	HE21	HE22	HE23	HE24
CINERGY.HUB	24.86	22.93	21.41	24.00	31.70	49.98	60.50	49.35	50.68	52.84	53.48	52.77	52.55	51.75	47.17	45.98	43.60	40.57	73.09	56.52	48.16	35.04	26.73	24.40
FE.HUB	22.52	20.90	20.18	21.76	28.61	41.87	50.77	40.01	43.84	45.34	45.48	44.95	44.78	43.45	40.51	40.34	38.20	36.53	60.02	46.51	40.89	30.51	25.60	24.35
ILLINOIS.HUB	20.54	19.15	17.96	18.41	21.83	38.71	58.39	47.61	50.63	51.00	51.61	50.76	50.32	49.61	45.45	44.33	42.08	39.16	70.45	54.41	46.30	33.80	25.24	22.99
MICHIGAN.HUB	24.81	22.94	21.90	24.12	31.23	48.91	62.77	50.70	52.41	54.59	55.21	54.36	53.99	54.26	49.53	47.55	45.08	42.14	79.75	58.17	49.77	36.23	27.41	25.14
MINN.HUB	14.34	13.15	11.99	12.12	15.44	30.94	55.04	51.98	51.81	53.99	53.80	49.65	46.10	46.01	42.20	39.17	39.96	39.95	72.29	63.25	51.68	32.85	18.91	17.79
WPS	29.16	27.29	24.78	26.50	33.10	56.13	72.26	56.46	55.52	57.86	60.50	61.54	61.30	59.92	54.61	54.92	49.65	44.34	83.79	68.02	56.13	40.46	31.84	28.55
Cleared(GW)	50.1	48.7	48.2	48.9	52.7	58.9	62.2	61.4	61.6	62.4	62.9	62.3	62.2	62.1	61.6	61.3	60.8	60.6	64.5	63.6	61.1	57.9	54.6	51.7



## Preliminary Real-Time Prices with Forecasted and Actual System Load

	HE1	HE2	HE3	HE4	HE5	HE6	HE7	HE8	HE9	HE10	HE11	HE12	HE13	HE14	HE15	HE16	HE17	HE18	HE19	HE20	HE21	HE22	HE23	HE24
CINERGY.HUB	23.94	21.75	20.73	19.75	18.98	51.22	111.84	38.16	31.32	27.75	34.37	43.14	46.22	39.72	31.80	28.24	28.15	29.98	45.93	28.58	24.64	26.90	27.07	19.67
FE.HUB	24.11	21.90	20.89	19.90	19.18	48.32	113.19	35.47	31.07	28.22	34.95	39.99	37.93	28.97	21.88	25.89	24.91	30.23	46.23	28.71	23.91	27.05	26.16	19.79
ILLINOIS.HUB	22.82	20.74	19.79	18.84	18.08	28.51	108.35	37.23	30.57	27.07	33.59	42.11	45.09	38.63	31.93	31.81	36.46	36.30	44.87	28.09	24.15	26.28	26.26	18.91
MICHIGAN.HUB	24.81	22.53	21.41	20.39	19.73	47.19	117.93	39.73	32.94	29.17	35.91	44.49	46.99	39.92	31.78	29.32	29.22	31.26	47.60	29.52	25.50	28.08	28.09	20.49
MINN.HUB	21.98	20.01	18.78	17.95	17.36	34.03	107.50	31.87	27.80	23.96	31.01	39.65	42.26	36.03	30.80	26.87	26.76	28.26	44.61	28.88	24.52	26.74	26.19	18.67
WPS	24.21	21.86	20.75	19.80	19.27	49.84	120.15	41.64	34.24	30.10	37.56	46.90	49.78	42.77	34.20	30.06	30.19	32.36	51.03	32.22	27.35	29.37	28.70	20.58
Forecasted(GW)	52.3	50.8	50.1	50.2	52.3	56.7	62.6	64.8	65.8	66.1	66.1	65.9	65.6	65.2	64.4	63.9	63.8	64.2	67.0	67.1	65.2	62.2	58.0	54.3
(RT) - (DA Load)	1.50	1.15	0.97	0.30	-1.71	-3.02	-0.12	2.98	2.96	2.68	2.41	2.95	2.73	2.57	2.28	1.69	1.56	1.75	0.43	2.76	2.84	2.74	1.86	1.14





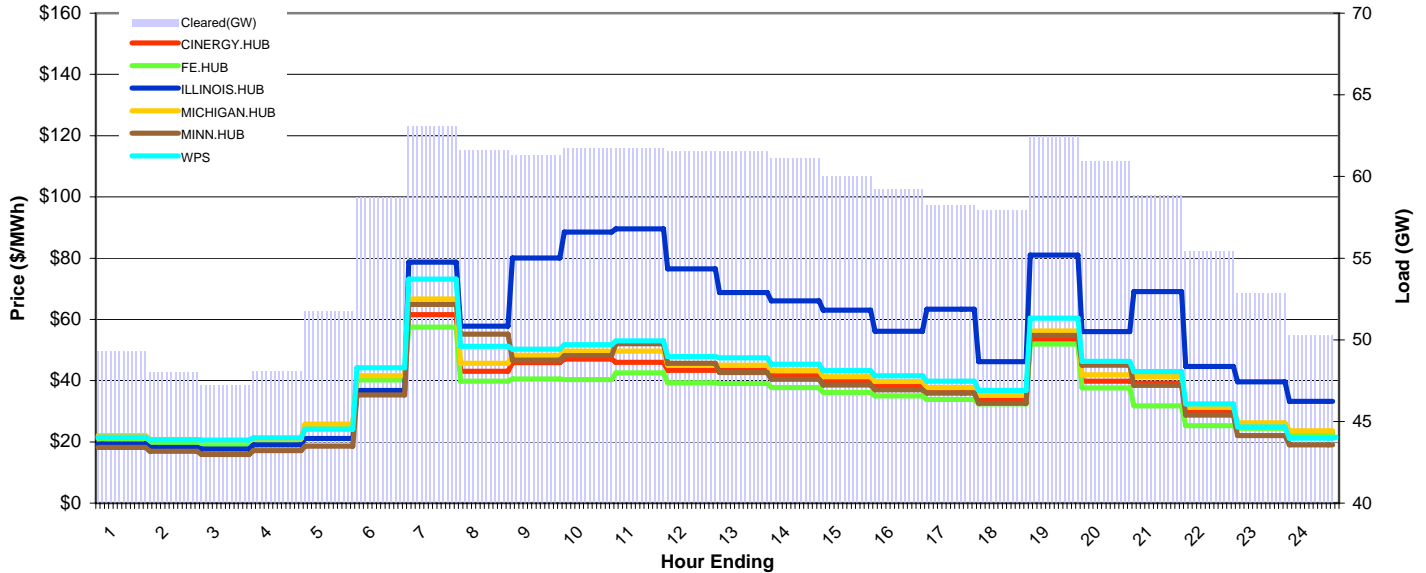
# MISO Daily Report

Delivery Day: Friday, October 17, 2008

Price Color Codes: <=0 >=100 >=200

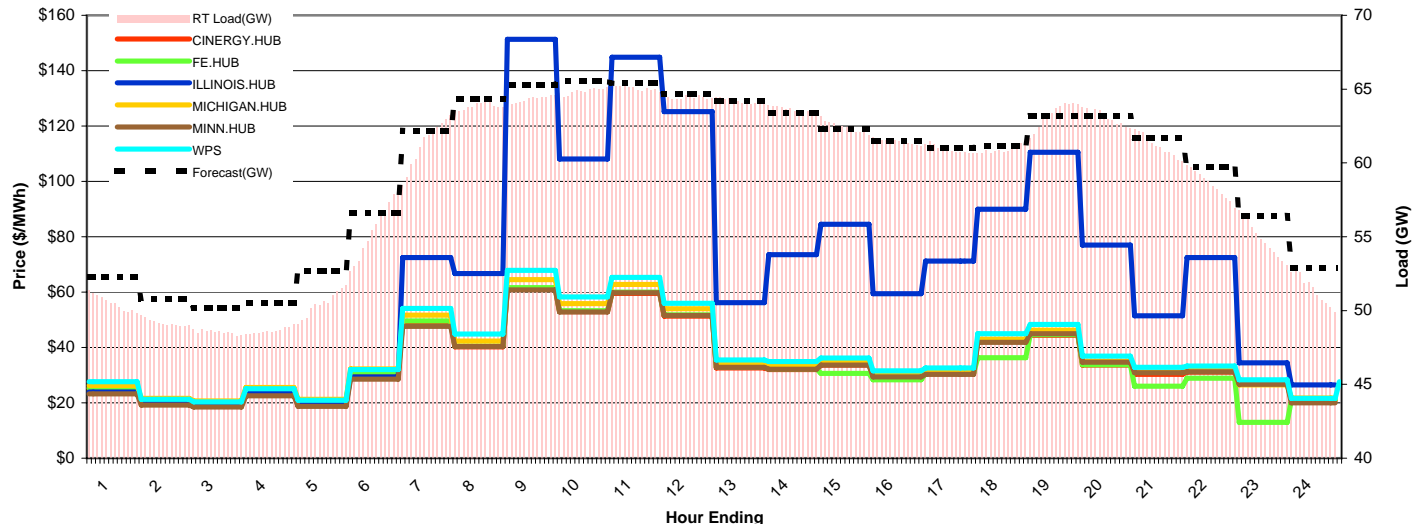
## Day-Ahead Prices and Cleared Load

	HE1	HE2	HE3	HE4	HE5	HE6	HE7	HE8	HE9	HE10	HE11	HE12	HE13	HE14	HE15	HE16	HE17	HE18	HE19	HE20	HE21	HE22	HE23	HE24
CINERGY.HUB	21.47	20.31	19.73	20.65	25.21	40.94	61.56	43.08	45.83	47.08	45.95	43.32	43.33	41.62	39.69	38.16	36.04	33.61	53.50	39.78	39.24	29.59	25.37	22.81
FE.HUB	21.14	19.57	18.72	19.64	24.94	40.20	57.44	39.86	40.53	40.37	42.55	39.34	39.06	37.74	36.20	35.06	33.84	32.38	51.99	37.65	31.78	25.31	24.50	22.59
ILLINOIS.HUB	19.36	18.18	17.65	19.01	21.09	36.75	78.70	57.83	80.08	88.51	89.55	76.45	68.73	66.01	62.99	56.15	63.29	46.14	81.02	56.00	69.12	44.65	39.61	33.20
MICHIGAN.HUB	22.07	20.76	20.14	20.93	25.79	41.61	66.63	45.71	48.29	49.69	49.60	45.08	45.01	43.25	41.27	39.73	37.69	35.25	56.27	41.91	41.40	31.22	26.19	23.67
MINN.HUB	18.19	16.91	15.84	17.09	18.57	35.29	64.87	55.17	46.75	48.13	52.00	45.68	42.60	40.42	38.54	37.00	36.00	32.63	54.73	45.00	38.48	28.74	22.04	19.00
WPS	21.54	20.68	20.55	21.27	24.15	44.24	73.13	51.24	50.27	51.68	52.99	47.90	47.44	45.35	43.24	41.58	39.83	36.77	60.40	46.34	42.98	32.39	24.87	21.20
Cleared(GW)	49.3	48.0	47.2	48.1	51.8	58.7	63.1	61.6	61.3	61.7	61.7	61.5	61.6	61.1	60.0	59.2	58.2	57.9	62.5	60.9	58.8	55.4	52.8	50.3



## Preliminary Real-Time Prices with Forecasted and Actual System Load

	HE1	HE2	HE3	HE4	HE5	HE6	HE7	HE8	HE9	HE10	HE11	HE12	HE13	HE14	HE15	HE16	HE17	HE18	HE19	HE20	HE21	HE22	HE23	HE24
CINERGY.HUB	25.17	20.73	19.96	24.60	20.43	30.72	49.15	40.20	61.09	52.95	59.50	51.33	32.60	32.03	33.66	29.64	30.53	42.17	44.38	33.62	30.34	31.15	27.03	20.79
FE.HUB	25.29	20.86	20.03	24.71	20.62	31.05	49.56	40.52	61.57	53.34	60.03	51.82	32.90	32.28	30.62	28.27	30.59	36.26	44.65	33.75	25.97	28.86	12.93	21.07
ILLINOIS.HUB	23.92	19.89	19.17	23.60	19.57	29.38	72.48	66.69	151.30	108.12	144.91	125.22	56.17	73.53	84.54	59.39	71.21	89.96	110.49	77.01	51.43	72.44	34.40	26.51
MICHIGAN.HUB	26.21	21.59	20.73	25.57	21.31	32.26	51.72	42.28	64.51	55.87	62.75	54.01	34.13	33.48	34.71	30.76	31.81	43.02	46.28	35.04	31.08	32.35	26.53	21.68
MINN.HUB	23.21	19.15	18.44	22.58	18.70	28.55	47.63	40.34	60.77	52.81	59.73	51.57	32.79	32.13	33.62	29.37	30.33	41.80	44.96	34.69	30.91	31.19	26.69	20.04
WPS	27.61	21.22	20.40	25.04	20.90	32.02	54.13	44.91	67.89	58.25	65.35	55.97	35.44	34.89	36.15	31.58	32.60	44.95	48.34	36.91	32.84	33.33	28.28	21.64
Forecasted(GW)	52.3	50.8	50.2	50.5	52.7	56.6	62.2	64.3	65.3	65.5	65.4	64.7	64.2	63.4	62.3	61.5	61.0	61.2	63.2	63.2	61.7	59.7	56.4	52.9
(RT) - (DA Load)	1.22	1.13	1.31	0.54	-1.29	-3.21	-1.76	2.24	2.98	3.16	3.32	2.87	2.62	2.55	2.41	2.23	2.68	2.99	0.81	2.16	2.31	3.10	1.99	1.14



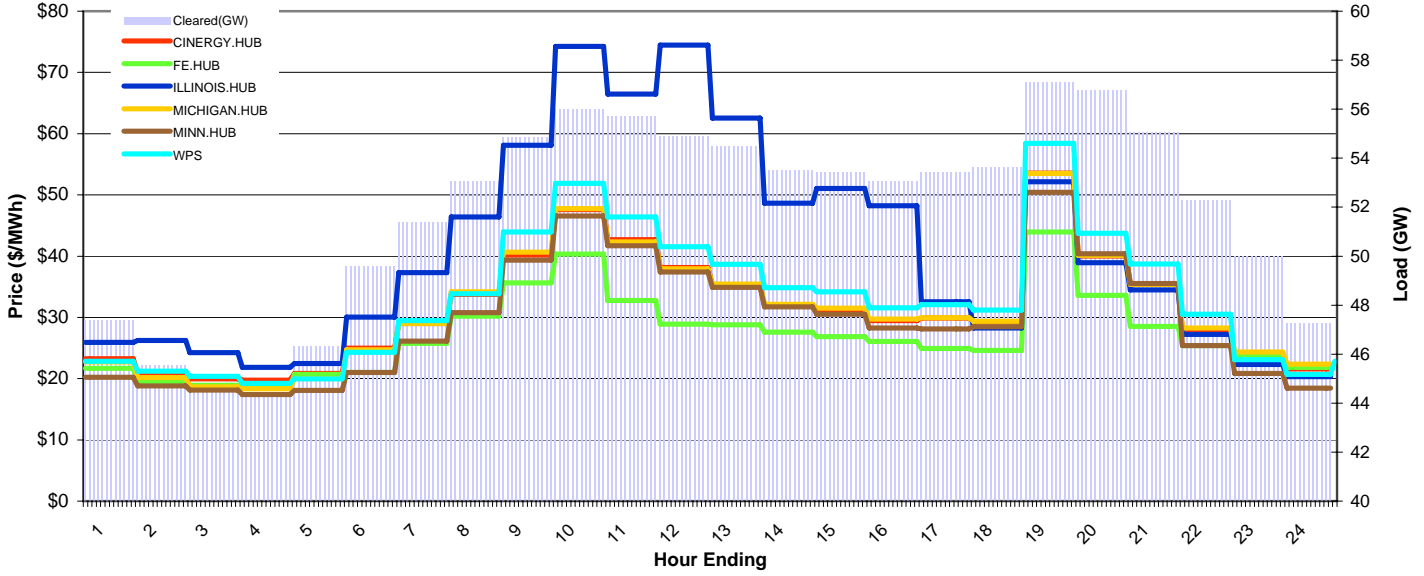
# MISO Daily Report

Delivery Day: Saturday, October 18, 2008

Price Color Codes: <=0 >=100 >=200

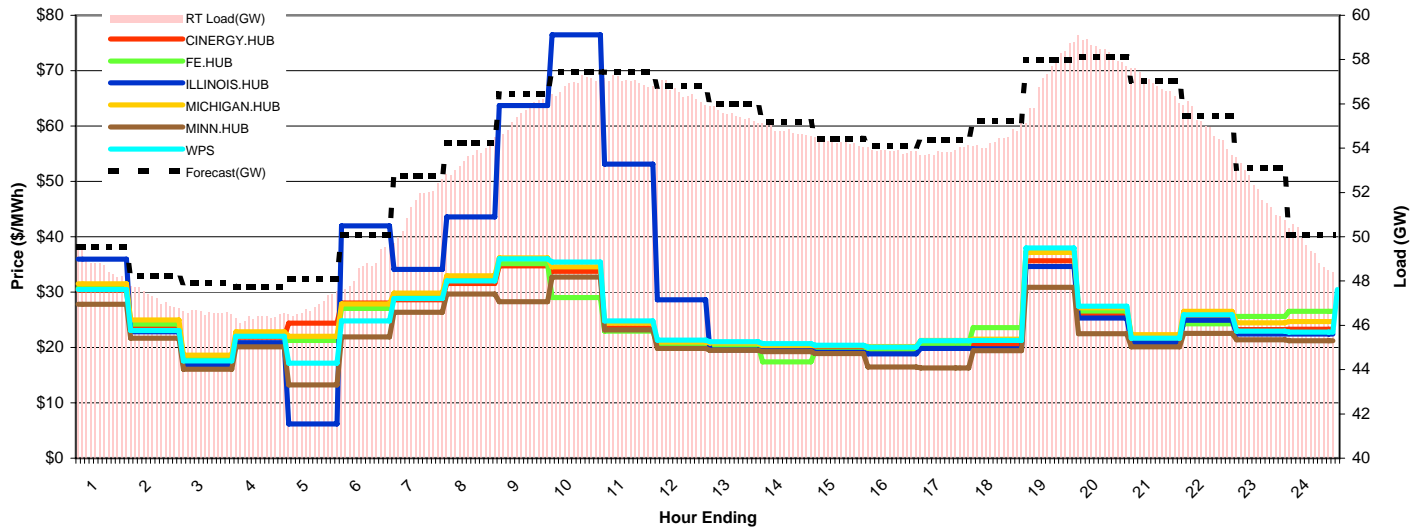
## Day-Ahead Prices and Cleared Load

	HE1	HE2	HE3	HE4	HE5	HE6	HE7	HE8	HE9	HE10	HE11	HE12	HE13	HE14	HE15	HE16	HE17	HE18	HE19	HE20	HE21	HE22	HE23	HE24
CINERGY.HUB	23.26	20.83	19.97	19.77	20.87	25.00	28.98	33.78	40.20	47.60	42.67	38.17	35.38	31.85	31.29	29.47	29.90	29.28	53.55	40.01	35.45	27.93	23.51	21.58
FE.HUB	21.68	19.53	18.92	18.63	20.71	21.01	25.77	30.18	35.66	40.34	32.76	28.91	28.79	27.59	26.86	26.07	24.95	24.62	43.97	33.61	28.54	25.39	23.75	21.82
ILLINOIS.HUB	25.93	26.25	24.22	21.83	22.46	30.03	37.32	46.38	58.13	74.24	66.45	74.48	62.57	48.63	51.03	48.22	32.54	28.29	52.15	38.95	34.51	27.22	22.33	20.31
MICHIGAN.HUB	22.73	20.17	18.66	18.35	20.01	24.72	29.00	34.19	40.64	47.77	42.33	37.94	35.42	32.11	31.51	29.74	29.95	29.36	53.53	40.11	35.37	28.28	24.37	22.39
MINN.HUB	20.24	18.80	18.14	17.42	18.06	21.03	26.15	30.77	39.36	46.54	41.71	37.39	34.90	31.72	30.54	28.27	28.10	28.49	50.41	40.39	35.53	25.39	20.83	18.46
WPS	22.86	21.21	20.37	19.25	19.98	24.31	29.48	33.88	43.92	51.88	46.39	41.56	38.66	34.87	34.20	31.55	32.10	31.18	58.41	43.74	38.70	30.49	23.09	20.68
Cleared(GW)	47.4	45.5	44.7	44.3	46.3	49.6	51.4	53.1	54.9	56.0	55.7	54.9	54.5	53.5	53.4	53.1	53.4	53.6	57.1	56.7	55.1	52.3	50.0	47.2



## Preliminary Real-Time Prices with Forecasted and Actual System Load

	HE1	HE2	HE3	HE4	HE5	HE6	HE7	HE8	HE9	HE10	HE11	HE12	HE13	HE14	HE15	HE16	HE17	HE18	HE19	HE20	HE21	HE22	HE23	HE24
CINERGY.HUB	30.34	23.95	17.76	21.86	24.42	28.05	28.59	31.57	34.75	33.78	23.55	20.21	20.09	20.00	19.79	19.52	20.52	20.45	35.69	26.12	21.47	25.66	23.22	23.31
FE.HUB	30.70	24.24	18.00	22.12	21.28	27.07	29.00	32.13	35.12	29.02	22.95	20.58	20.38	17.39	19.28	19.54	20.63	23.60	37.30	26.59	22.06	24.27	25.62	26.56
ILLINOIS.HUB	35.98	22.84	16.83	20.88	6.20	41.94	34.13	43.59	63.70	76.47	53.10	28.59	19.53	19.40	19.14	18.84	19.82	19.75	34.60	25.33	20.80	24.89	22.43	22.41
MICHIGAN.HUB	31.49	25.00	18.60	22.85	22.04	27.85	29.80	32.94	36.17	34.55	24.42	21.00	20.81	20.35	20.37	20.20	21.26	21.52	37.18	27.15	22.30	26.52	24.46	24.67
MINN.HUB	27.79	21.65	16.07	20.09	13.24	21.88	26.35	29.66	28.27	32.70	23.18	19.81	19.47	19.24	18.92	16.46	16.29	19.40	30.84	22.49	20.11	22.56	21.38	21.23
WPS	30.44	23.07	17.58	22.01	17.18	24.82	28.83	32.03	36.01	35.44	24.82	21.31	21.05	20.72	20.42	20.05	21.19	21.30	37.96	27.46	21.66	25.87	22.93	22.76
Forecasted(GW)	49.5	48.2	47.9	47.7	48.1	50.1	52.7	54.2	56.5	57.4	57.4	56.8	56.0	55.2	54.4	54.1	54.4	55.2	58.0	58.1	57.0	55.5	53.1	50.1
(RT) - (DA Load)	1.29	1.72	1.90	2.01	0.55	-0.98	0.01	0.50	0.70	0.92	1.33	1.59	1.03	1.32	0.85	0.81	0.44	0.79	0.25	1.66	1.83	2.68	2.02	2.20



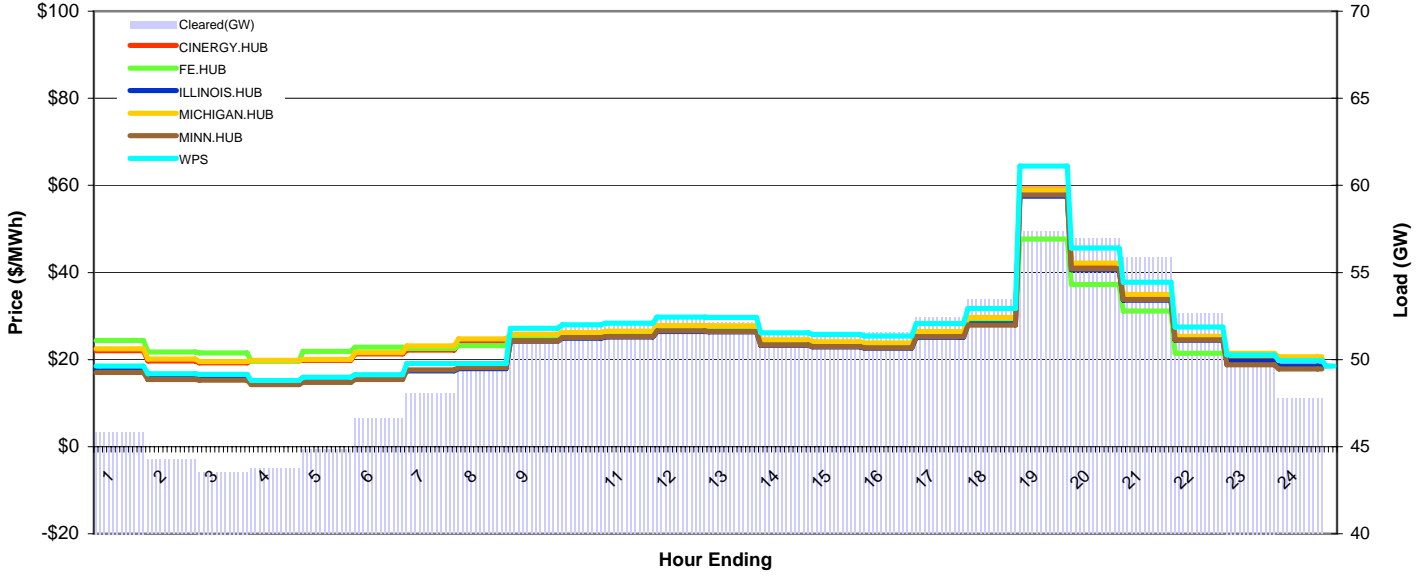
# MISO Daily Report

Delivery Day: Sunday, October 19, 2008

Price Color Codes: <=0 >=100 >=200

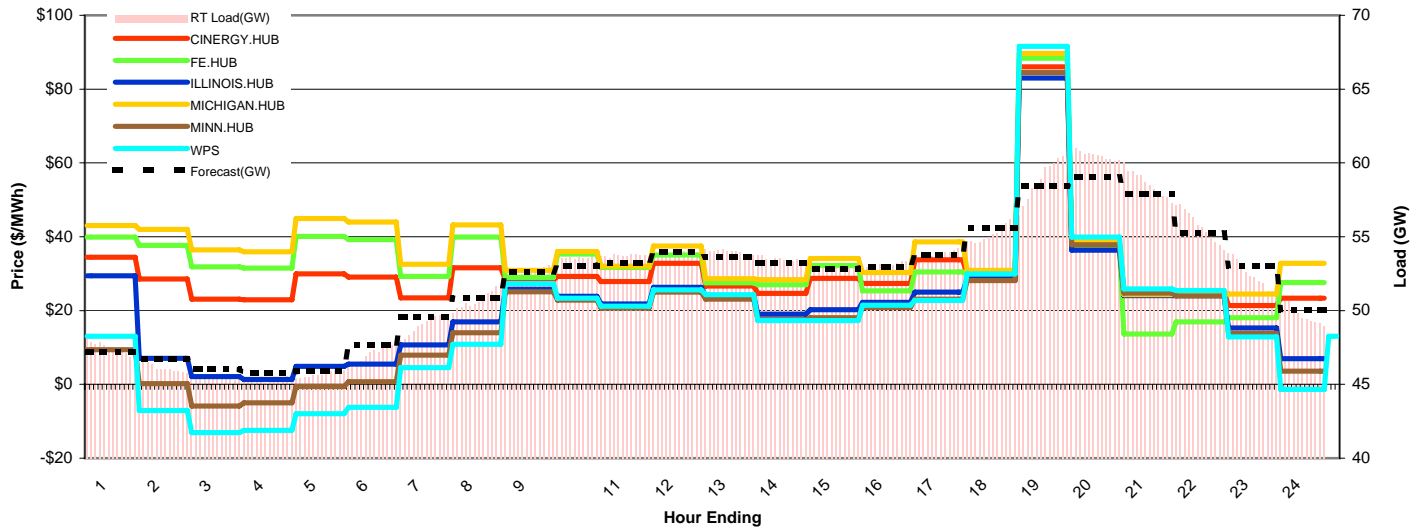
## Day-Ahead Prices and Cleared Load

	HE1	HE2	HE3	HE4	HE5	HE6	HE7	HE8	HE9	HE10	HE11	HE12	HE13	HE14	HE15	HE16	HE17	HE18	HE19	HE20	HE21	HE22	HE23	HE24
CINERGY.HUB	22.01	19.70	19.24	19.78	19.80	21.30	22.19	23.80	25.11	25.57	25.86	27.14	27.05	23.88	23.49	23.18	25.79	28.95	59.14	41.74	34.54	25.24	20.70	20.02
FE.HUB	24.38	21.77	21.55	19.61	21.90	22.82	22.54	23.19	25.32	25.64	25.93	27.21	27.12	23.94	23.55	23.24	25.86	29.02	47.71	37.22	31.13	21.41	20.93	20.13
ILLINOIS.HUB	17.76	16.01	15.86	14.79	15.38	16.02	17.39	17.89	24.27	24.92	25.20	26.45	26.36	23.27	22.90	22.59	25.14	28.21	57.55	40.66	33.63	24.48	19.63	18.50
MICHIGAN.HUB	22.50	20.09	19.54	19.83	20.08	21.61	23.14	24.75	25.79	26.24	26.53	27.85	27.75	24.50	24.11	23.79	26.47	29.70	59.01	42.17	34.93	25.33	21.45	20.63
MINN.HUB	17.06	15.39	15.25	14.25	14.79	15.43	17.62	18.16	24.27	25.02	25.30	26.56	26.47	23.37	22.99	22.69	25.23	27.90	57.84	40.86	33.79	24.52	18.78	17.88
WPS	18.51	16.72	16.60	15.19	15.93	16.54	19.11	19.11	27.17	27.95	28.34	29.75	29.64	26.17	25.75	25.41	28.27	31.72	64.43	45.61	37.74	27.50	21.04	19.75
Cleared(GW)	45.8	44.3	43.6	43.7	44.8	46.6	48.0	49.7	51.1	52.1	52.1	52.3	52.1	51.4	51.3	51.5	52.4	53.5	57.3	57.0	55.9	52.7	49.9	47.8



## Preliminary Real-Time Prices with Forecasted and Actual System Load

	HE1	HE2	HE3	HE4	HE5	HE6	HE7	HE8	HE9	HE10	HE11	HE12	HE13	HE14	HE15	HE16	HE17	HE18	HE19	HE20	HE21	HE22	HE23	HE24
CINERGY.HUB	34.48	28.53	23.07	22.88	29.95	29.06	23.42	31.58	28.33	29.26	27.83	32.82	26.64	24.63	28.71	27.32	33.80	29.77	86.04	37.59	24.76	24.93	21.36	23.34
FE.HUB	39.89	37.68	31.89	31.54	40.09	39.25	29.25	39.94	29.01	35.30	31.69	35.09	27.52	27.02	32.18	25.32	30.49	29.83	88.40	37.02	13.64	16.96	18.03	27.64
ILLINOIS.HUB	29.45	7.05	2.07	1.35	4.86	5.52	10.66	16.90	25.80	23.89	21.78	26.26	23.93	19.05	20.25	22.21	24.97	28.54	83.00	36.38	24.01	24.05	15.27	6.95
MICHIGAN.HUB	43.06	41.98	36.41	35.95	44.95	43.96	32.58	43.18	30.88	36.00	32.06	37.50	28.62	28.41	34.11	30.26	38.62	30.92	89.72	39.01	24.34	24.85	24.50	32.77
MINN.HUB	9.36	0.16	-5.88	-5.03	-0.58	0.70	7.91	13.99	25.08	22.84	20.70	25.03	23.10	17.54	18.09	20.86	23.10	28.13	84.46	37.81	24.71	23.98	13.84	3.55
WPS	13.00	-7.09	-13.08	-12.41	-7.97	-6.21	4.51	10.86	27.35	23.37	21.15	25.60	24.34	17.32	17.31	21.49	22.76	29.93	91.57	39.93	25.89	25.46	12.90	-1.36
Forecasted(GW)	47.2	46.7	46.0	45.8	45.9	47.7	49.5	50.8	52.6	53.0	53.3	53.9	53.6	53.2	52.8	53.0	53.8	55.6	58.4	59.1	57.9	55.3	53.0	50.1
(RT) - (DA Load)	1.61	1.85	1.90	1.60	0.89	0.45	1.04	1.06	1.46	1.51	1.67	1.66	1.85	2.06	1.76	1.61	1.40	1.76	1.63	3.56	2.77	3.11	2.49	1.99



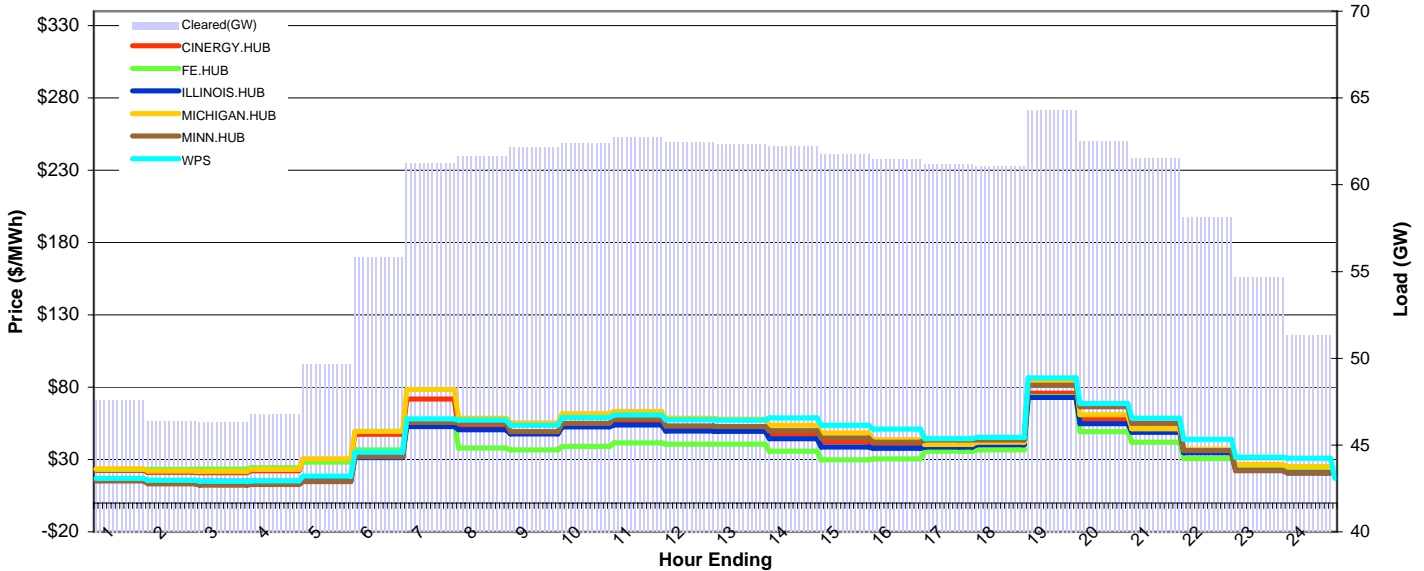
# MISO Daily Report

Delivery Day: Monday, October 20, 2008

Price Color Codes: ≤0 ≥100 ≥200

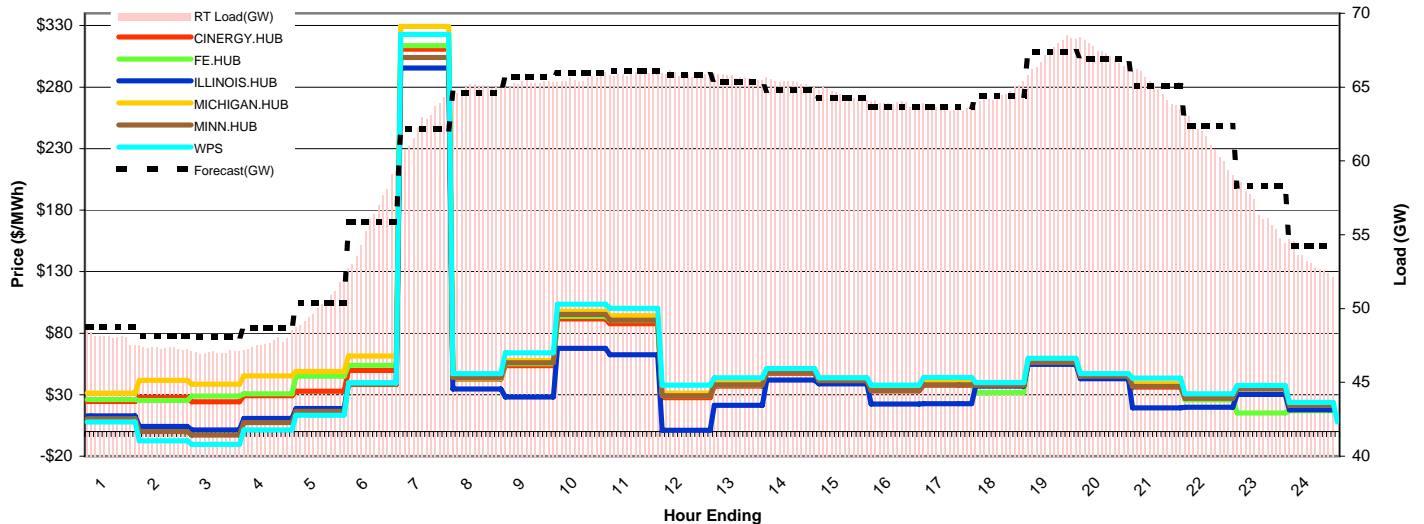
## Day-Ahead Prices and Cleared Load

	HE1	HE2	HE3	HE4	HE5	HE6	HE7	HE8	HE9	HE10	HE11	HE12	HE13	HE14	HE15	HE16	HE17	HE18	HE19	HE20	HE21	HE22	HE23	HE24
CINERGY.HUB	22.53	21.09	21.00	22.37	29.90	47.56	71.75	51.92	49.06	53.92	55.29	51.41	51.10	47.78	42.15	40.81	39.80	41.19	75.88	58.05	51.07	36.81	25.56	24.18
FE.HUB	23.07	23.13	23.27	24.17	28.29	36.70	56.96	38.07	36.55	38.98	41.50	40.71	40.64	35.81	29.72	30.38	35.81	36.69	73.64	49.17	41.89	30.59	25.87	24.47
ILLINOIS.HUB	16.29	14.86	14.86	14.88	15.51	31.24	52.69	50.51	47.77	52.47	53.81	49.76	49.42	44.46	38.72	37.71	38.53	40.09	72.94	54.86	48.90	34.59	22.52	20.71
MICHIGAN.HUB	23.59	22.14	21.90	23.22	30.42	49.50	78.50	58.58	55.18	61.72	63.26	58.50	57.81	53.73	48.41	43.74	40.34	41.96	84.25	61.09	51.27	37.00	26.53	25.08
MINN.HUB	15.09	13.09	12.41	12.71	14.78	32.09	55.71	55.28	49.35	54.96	58.35	53.26	52.87	50.00	44.87	42.03	43.43	43.54	81.23	66.55	55.02	36.12	22.26	20.81
WPS	16.99	15.52	15.00	15.29	18.60	35.11	58.20	57.11	53.77	59.10	60.74	57.39	57.13	58.86	53.65	51.08	44.45	45.17	86.43	68.77	58.45	44.05	31.59	30.92
Cleared(GW)	47.6	46.4	46.3	46.8	49.7	55.8	61.2	61.6	62.2	62.4	62.7	62.5	62.3	62.2	61.8	61.5	61.2	61.0	64.3	62.5	61.5	58.1	54.7	51.3



## Preliminary Real-Time Prices with Forecasted and Actual System Load

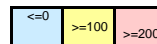
	HE1	HE2	HE3	HE4	HE5	HE6	HE7	HE8	HE9	HE10	HE11	HE12	HE13	HE14	HE15	HE16	HE17	HE18	HE19	HE20	HE21	HE22	HE23	HE24
CINERGY.HUB	24.51	27.98	24.25	29.08	32.73	49.84	310.85	42.74	53.49	91.57	87.71	27.62	36.84	47.47	41.31	33.11	37.84	38.43	56.41	44.20	36.09	27.45	35.88	22.60
FE.HUB	26.13	25.32	28.85	30.66	45.11	53.84	313.72	43.38	55.09	93.63	90.17	29.09	38.01	48.33	42.05	33.47	38.98	31.71	57.34	44.89	37.16	25.75	15.22	16.98
ILLINOIS.HUB	12.73	4.19	1.22	10.77	18.79	39.38	295.48	34.68	28.18	67.74	62.37	1.06	21.35	41.90	38.66	22.52	22.65	37.01	54.53	42.86	19.30	19.84	30.17	17.67
MICHIGAN.HUB	31.18	41.62	38.48	45.29	49.04	61.43	329.29	44.89	57.82	97.94	94.29	31.13	39.92	50.27	43.66	35.51	40.96	39.87	59.42	46.90	39.11	28.92	35.21	23.11
MINN.HUB	10.47	0.12	-2.83	7.25	16.38	38.28	304.12	43.90	55.85	95.34	90.62	29.17	37.99	48.22	41.45	33.39	38.05	37.82	56.13	44.90	36.64	27.01	34.72	21.42
WPS	7.94	-7.50	-10.35	1.30	13.18	39.54	322.75	47.23	64.03	103.56	100.30	37.82	43.74	51.36	43.75	37.87	44.08	39.76	59.54	47.01	43.34	30.64	37.56	23.65
Forecasted(GW)	48.8	48.2	48.1	48.7	50.4	55.8	62.1	64.6	65.7	66.0	66.1	65.8	65.3	64.8	64.3	63.7	63.7	64.4	67.4	66.9	65.1	62.4	58.3	54.3
(RT) - (DA Load)	0.48	0.99	0.73	0.92	0.60	0.22	1.41	3.31	3.13	3.20	3.24	3.43	3.35	3.12	2.72	2.47	2.43	3.46	3.09	4.84	3.41	3.14	1.94	1.92



# MISO Daily Report

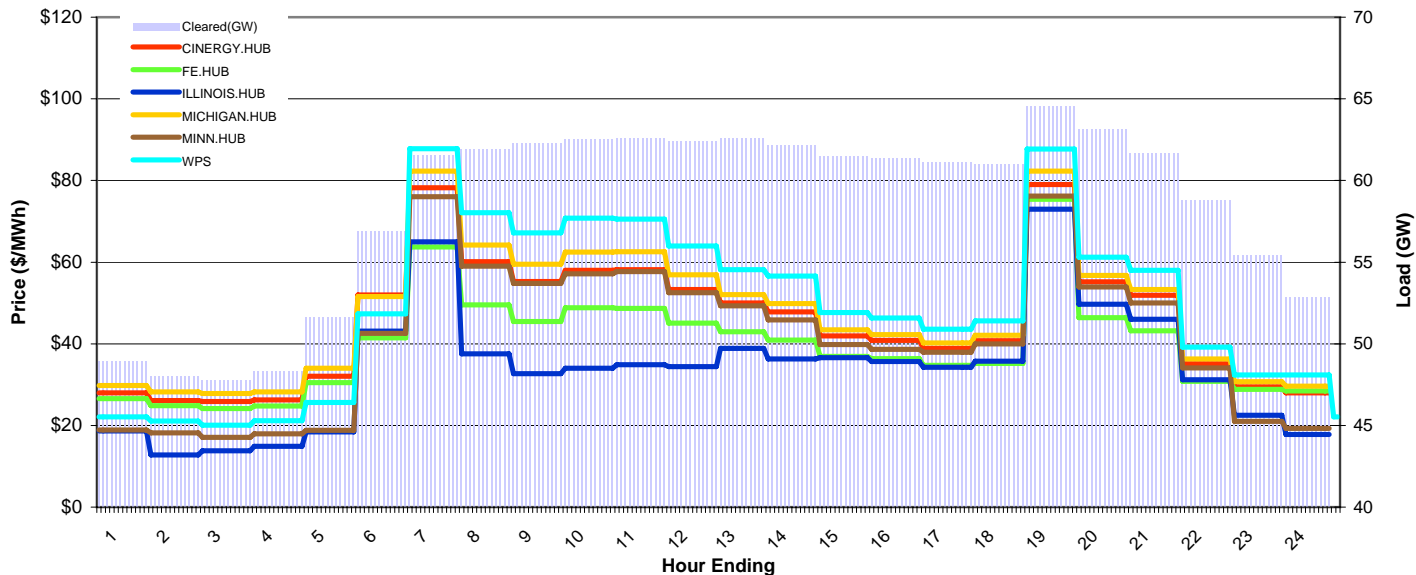
Delivery Day: Tuesday, October 21, 2008

Price Color Codes:



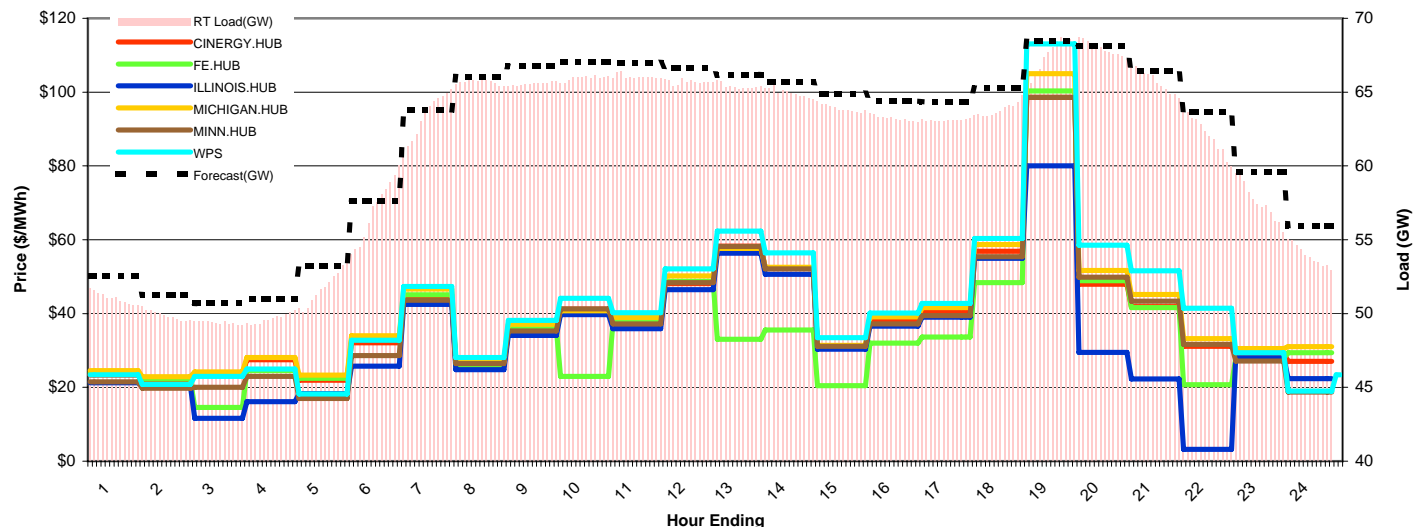
## Day-Ahead Prices and Cleared Load

	HE1	HE2	HE3	HE4	HE5	HE6	HE7	HE8	HE9	HE10	HE11	HE12	HE13	HE14	HE15	HE16	HE17	HE18	HE19	HE20	HE21	HE22	HE23	HE24
CINERGY.HUB	27.96	26.12	25.85	26.28	32.05	51.94	78.20	60.09	55.25	58.00	58.19	53.28	50.02	47.85	41.94	40.82	38.84	40.79	79.04	55.20	51.89	35.11	29.46	27.95
FE.HUB	26.59	24.86	24.13	24.80	30.47	41.48	63.73	49.52	45.47	48.86	48.68	45.09	42.92	40.94	36.91	36.34	34.76	35.21	75.40	46.44	43.21	30.83	28.83	28.48
ILLINOIS.HUB	18.69	12.77	13.80	14.88	18.40	43.12	65.00	37.52	32.72	34.00	34.88	34.44	38.88	36.31	36.57	35.69	34.26	35.74	72.94	49.70	46.00	31.17	22.52	17.78
MICHIGAN.HUB	29.78	28.23	27.81	28.22	34.00	51.56	82.28	64.22	59.46	62.47	62.52	56.94	52.02	49.83	43.41	42.28	40.24	42.10	82.26	56.71	53.30	36.27	30.75	29.59
MINN.HUB	18.87	18.21	17.11	17.97	18.80	42.58	75.99	58.99	54.80	57.10	57.68	52.50	49.28	45.86	39.83	38.65	37.93	40.00	76.18	53.93	50.00	34.09	21.01	19.26
WPS	22.08	21.09	20.09	21.14	25.63	47.31	87.75	72.09	67.21	70.77	70.55	63.93	58.17	56.56	47.66	46.33	43.58	45.64	87.71	61.24	58.01	39.15	32.37	32.39
Cleared(GW)	48.9	48.0	47.7	48.3	51.6	56.9	61.6	61.9	62.3	62.5	62.6	62.4	62.6	62.2	61.5	61.3	61.1	61.0	64.5	63.1	61.7	58.8	55.4	52.8



## Preliminary Real-Time Prices with Forecasted and Actual System Load

	HE1	HE2	HE3	HE4	HE5	HE6	HE7	HE8	HE9	HE10	HE11	HE12	HE13	HE14	HE15	HE16	HE17	HE18	HE19	HE20	HE21	HE22	HE23	HE24
CINERGY.HUB	23.35	21.78	23.58	27.49	21.90	32.04	44.35	25.64	35.36	41.20	37.13	48.08	58.28	52.18	31.33	37.94	40.41	56.87	98.55	47.94	41.89	31.17	29.23	27.06
FE.HUB	23.95	22.31	14.53	24.52	22.46	32.98	45.05	25.96	35.93	23.00	37.70	48.73	33.07	35.59	20.47	31.98	33.65	48.36	100.31	48.94	41.59	20.70	27.83	29.38
ILLINOIS.HUB	21.28	20.62	11.59	16.14	18.33	25.77	42.46	24.83	34.11	39.71	35.90	46.49	56.34	50.61	30.33	36.58	39.05	54.95	80.01	29.50	22.28	3.18	28.02	22.34
MICHIGAN.HUB	24.55	22.90	24.21	28.12	23.31	34.03	46.67	26.91	37.07	40.74	38.93	50.16	57.66	52.51	31.42	39.11	41.58	58.73	105.03	51.65	45.15	33.22	30.54	31.05
MINN.HUB	21.49	19.81	19.99	22.99	17.03	28.61	43.64	26.42	35.26	41.27	37.17	48.41	58.16	52.07	31.09	37.17	39.41	55.43	98.61	49.86	43.31	31.68	27.12	18.71
WPS	23.41	20.79	22.97	24.97	18.24	32.78	47.38	28.06	38.18	44.09	40.25	52.10	62.31	56.41	33.47	40.16	42.72	60.33	113.05	58.52	51.55	41.43	29.42	19.00
Forecasted(GW)	52.5	51.3	50.7	51.0	53.2	57.6	63.8	66.1	66.8	67.0	67.0	66.7	66.2	65.7	64.9	64.4	64.3	65.3	68.5	68.1	66.4	63.6	59.6	55.9
(RT) - (DA Load)	2.15	1.89	1.63	1.30	0.10	0.11	1.81	3.76	3.30	3.41	3.45	3.27	2.77	2.79	2.42	1.88	1.98	2.82	2.93	4.83	4.11	3.33	2.15	1.08



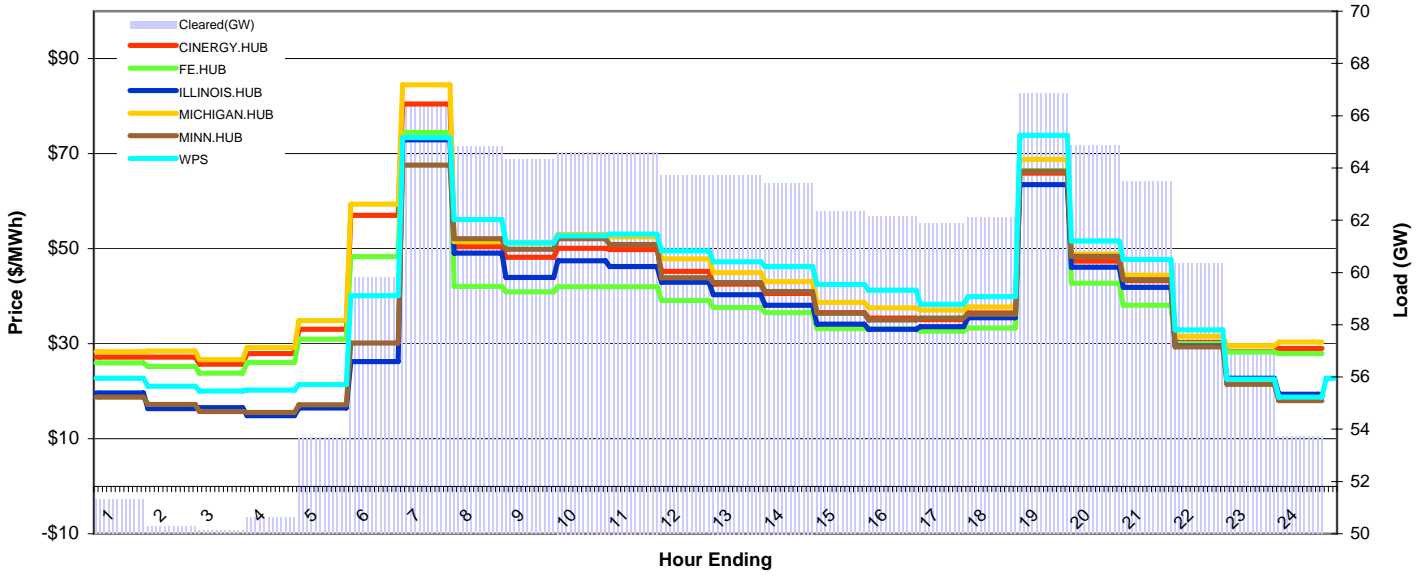
# MISO Daily Report

Delivery Day: Wednesday, October 22, 2008

Price Color Codes: ≤0 ≥100 ≥200

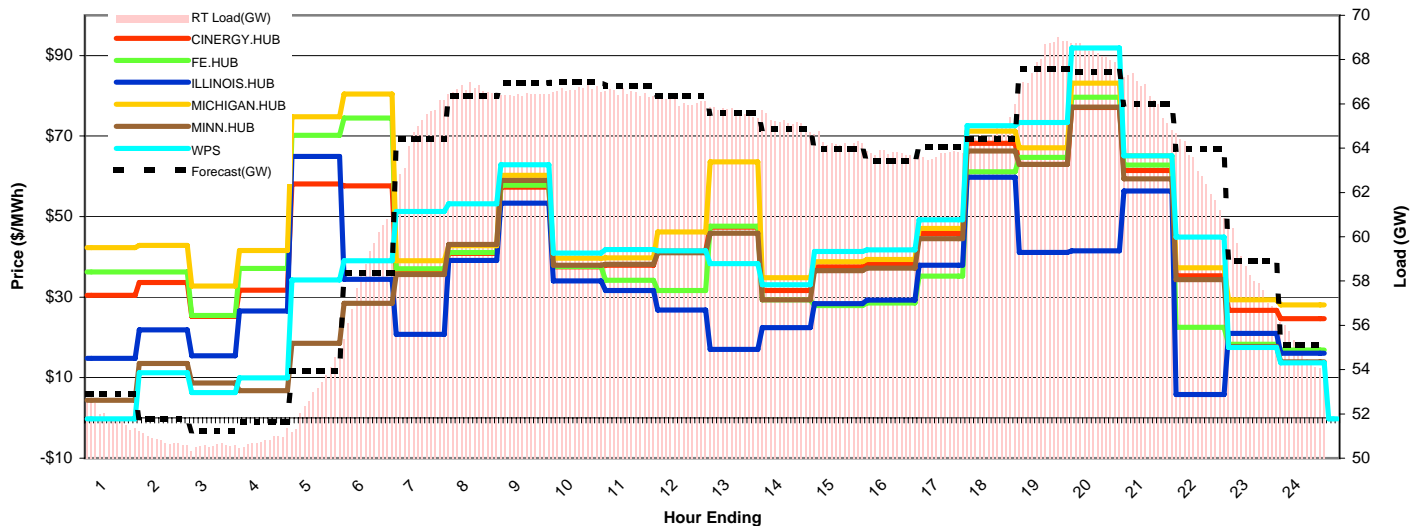
## Day-Ahead Prices and Cleared Load

	HE1	HE2	HE3	HE4	HE5	HE6	HE7	HE8	HE9	HE10	HE11	HE12	HE13	HE14	HE15	HE16	HE17	HE18	HE19	HE20	HE21	HE22	HE23	HE24
CINERGY.HUB	27.20	27.21	25.67	27.93	33.01	57.00	80.47	50.44	48.23	50.10	49.79	45.24	42.52	40.60	36.56	35.41	35.07	36.51	65.89	47.40	43.26	30.29	28.41	29.00
FE.HUB	25.94	25.20	23.84	26.06	30.96	48.32	74.45	42.07	40.95	41.98	41.97	39.13	37.65	36.53	33.15	33.14	32.65	33.33	66.38	42.77	38.12	30.04	28.28	27.94
ILLINOIS.HUB	19.65	16.34	16.55	14.88	16.50	26.24	72.95	49.09	43.95	47.47	46.23	42.94	40.30	38.08	34.13	33.04	33.59	35.49	63.50	46.13	41.87	29.52	22.75	19.39
MICHIGAN.HUB	28.32	28.46	26.66	29.23	34.84	59.41	84.48	51.53	51.22	52.97	52.48	47.85	44.94	43.08	38.67	37.55	37.09	37.73	68.80	48.88	44.45	31.55	29.64	30.34
MINN.HUB	18.73	17.24	15.70	15.50	17.16	30.18	67.59	52.10	49.90	52.14	50.87	43.91	42.87	41.00	36.40	34.99	35.42	36.22	66.31	48.42	43.47	29.36	21.43	17.99
WPS	22.75	21.05	20.02	20.21	21.39	40.12	73.41	56.16	51.24	52.72	53.04	49.55	47.27	46.21	42.44	41.29	38.32	39.89	73.85	51.63	47.73	32.91	22.54	18.74
Cleared(GW)	51.3	50.3	50.1	50.6	53.7	59.8	66.3	64.8	64.3	64.6	64.6	63.7	63.7	63.4	62.3	62.1	61.9	62.1	66.8	64.8	63.5	60.4	56.9	53.7



## Preliminary Real-Time Prices with Forecasted and Actual System Load

	HE1	HE2	HE3	HE4	HE5	HE6	HE7	HE8	HE9	HE10	HE11	HE12	HE13	HE14	HE15	HE16	HE17	HE18	HE19	HE20	HE21	HE22	HE23	HE24
CINERGY.HUB	30.44	33.63	25.24	31.76	58.10	57.60	35.88	40.87	57.31	37.54	37.89	41.42	47.40	31.64	37.55	38.21	45.79	68.18	62.99	77.14	61.49	35.27	26.70	24.66
FE.HUB	36.23	36.22	25.46	37.12	70.23	74.50	37.08	41.07	57.77	37.60	34.19	31.64	47.61	29.35	27.94	28.53	35.22	61.15	64.68	79.62	62.77	22.49	18.26	16.83
ILLINOIS.HUB	14.83	21.89	15.41	26.59	64.97	34.45	20.72	39.11	53.38	34.05	31.66	26.78	17.03	22.41	28.39	29.23	37.95	59.77	41.09	41.54	56.36	5.82	20.97	16.05
MICHIGAN.HUB	42.29	42.89	32.79	41.55	74.81	80.43	39.04	42.78	60.29	39.65	39.76	46.22	63.56	34.85	38.79	39.33	47.09	71.22	67.06	83.12	65.10	37.32	29.35	28.08
MINN.HUB	4.39	13.53	8.67	6.75	18.56	28.43	35.64	43.12	58.99	37.92	38.13	41.01	45.85	29.34	36.59	37.22	44.49	66.34	62.97	77.16	59.36	34.35	17.74	13.91
WPS	-0.22	11.19	6.29	9.95	34.31	39.06	51.27	53.21	62.88	40.91	41.80	41.50	38.32	33.11	41.34	41.76	49.21	72.58	73.38	91.88	65.09	44.91	17.52	13.66
Forecasted(GW)	52.9	51.8	51.2	51.6	53.9	58.4	64.4	66.4	67.0	67.0	66.8	66.3	65.6	64.9	64.0	63.4	64.0	64.4	67.6	67.5	66.0	63.9	58.9	55.1
(RT) - (DA Load)	0.61	0.56	0.42	0.19	-0.64	-1.08	-1.64	1.83	2.09	2.07	1.90	2.41	1.89	1.79	1.94	1.64	1.82	2.75	1.23	3.46	2.88	2.51	1.46	1.18



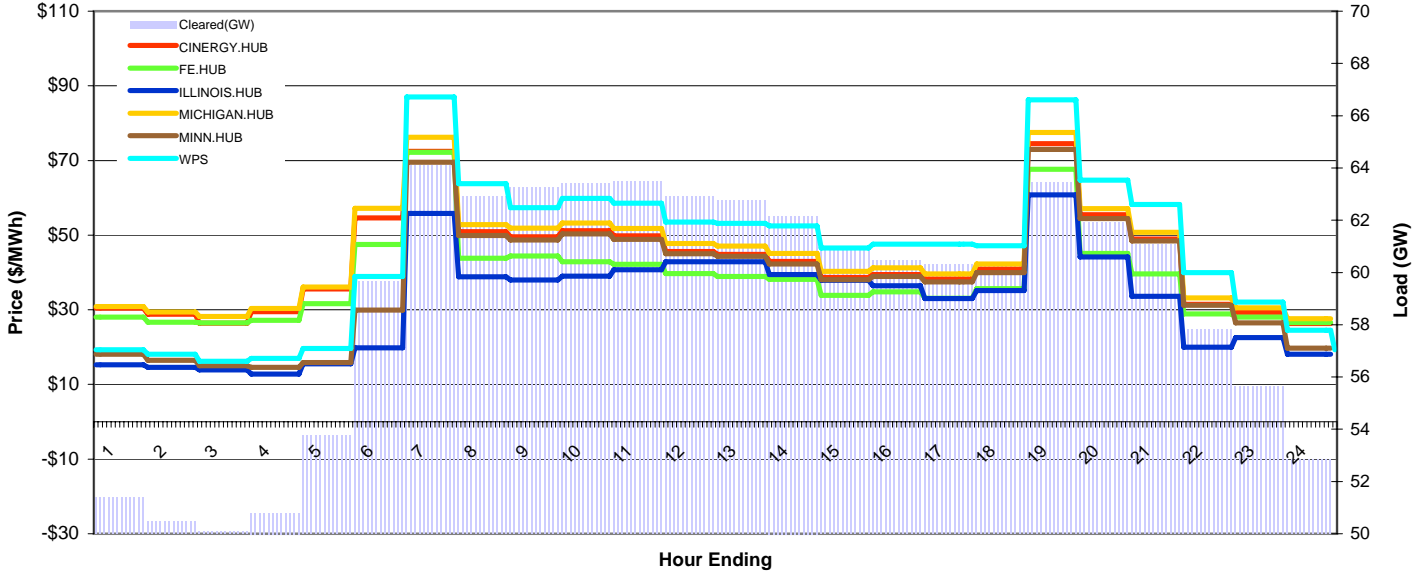
# MISO Daily Report

Delivery Day: Thursday, October 23, 2008

Price Color Codes: <=0 >=100 >=200

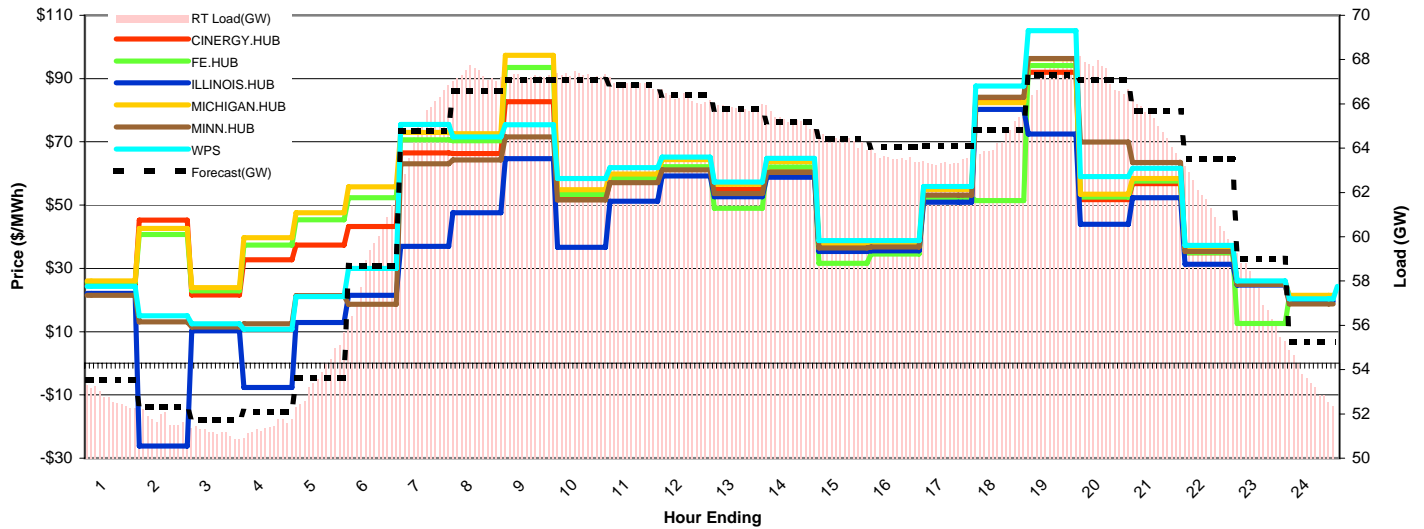
## Day-Ahead Prices and Cleared Load

	HE1	HE2	HE3	HE4	HE5	HE6	HE7	HE8	HE9	HE10	HE11	HE12	HE13	HE14	HE15	HE16	HE17	HE18	HE19	HE20	HE21	HE22	HE23	HE24
CINERGY.HUB	30.44	28.80	26.44	29.46	35.59	54.61	72.42	50.93	49.54	51.18	49.81	45.64	44.84	43.00	38.63	39.44	38.20	40.91	74.52	55.44	48.95	31.48	29.33	26.31
FE.HUB	28.01	26.70	26.54	27.15	31.62	47.46	72.23	43.79	44.42	42.89	42.22	39.67	38.92	38.14	33.87	34.85	33.07	35.63	67.63	45.13	39.60	28.87	28.07	26.55
ILLINOIS.HUB	15.29	14.56	13.87	12.81	15.51	19.85	55.81	38.86	38.00	39.03	40.72	42.88	42.88	39.46	37.90	36.47	32.99	35.13	60.77	44.12	33.65	20.00	22.52	18.08
MICHIGAN.HUB	30.89	29.39	28.17	30.37	36.14	57.15	76.19	52.82	51.84	53.23	51.77	47.79	47.08	45.06	40.32	41.25	39.59	42.30	77.55	57.13	50.80	33.20	30.56	27.63
MINN.HUB	18.06	16.47	14.98	14.56	15.88	29.94	69.51	49.88	48.70	50.36	48.90	45.00	44.29	42.24	38.04	38.91	37.44	40.00	72.96	54.44	48.41	31.18	26.49	19.69
WPS	19.28	18.10	16.24	16.95	19.68	38.97	87.06	63.83	57.32	59.88	58.54	53.50	53.15	52.51	46.58	47.62	47.56	47.12	86.26	64.70	58.23	39.97	32.11	24.54
Cleared(GW)	51.4	50.5	50.1	50.8	53.8	59.7	64.1	62.9	63.2	63.4	63.5	62.9	62.7	62.2	60.9	60.5	60.3	60.3	63.4	61.9	61.1	57.8	55.6	52.8



## Preliminary Real-Time Prices with Forecasted and Actual System Load

	HE1	HE2	HE3	HE4	HE5	HE6	HE7	HE8	HE9	HE10	HE11	HE12	HE13	HE14	HE15	HE16	HE17	HE18	HE19	HE20	HE21	HE22	HE23	HE24
CINERGY.HUB	24.83	45.30	21.62	32.68	37.42	43.25	66.48	66.33	82.72	51.96	57.34	61.80	54.96	61.13	36.77	36.98	53.09	83.34	91.99	51.71	56.79	34.95	25.87	20.69
FE.HUB	25.53	40.66	22.91	37.39	45.38	52.32	70.61	70.33	93.54	53.33	58.43	62.15	48.97	62.05	31.56	34.51	52.41	51.47	94.15	52.54	57.61	34.91	12.56	21.15
ILLINOIS.HUB	22.05	26.12	10.28	-7.62	12.90	21.47	36.92	47.59	64.68	36.69	51.21	59.20	52.61	58.84	35.38	35.50	50.97	80.23	72.50	43.91	52.39	31.31	24.77	19.59
MICHIGAN.HUB	26.04	42.63	23.91	39.74	47.56	55.77	73.02	72.59	97.37	54.84	59.86	64.34	56.57	63.80	37.69	38.17	54.98	82.39	96.20	53.49	58.41	36.32	25.30	21.45
MINN.HUB	21.46	13.05	11.51	12.53	21.42	18.64	63.04	64.32	71.57	51.59	57.07	61.11	53.65	60.32	36.48	36.78	53.10	84.15	96.37	69.97	63.46	35.33	24.94	18.78
WPS	24.34	15.04	12.53	10.80	21.10	29.96	75.53	71.61	75.40	58.44	61.81	65.22	57.31	64.82	38.76	38.79	55.86	87.62	105.13	58.99	61.69	37.22	26.02	20.35
Forecasted(GW)	53.5	52.3	51.7	52.1	53.6	58.7	64.8	66.6	67.1	67.1	66.8	66.4	65.8	65.2	64.4	64.0	64.1	64.8	67.3	67.1	65.7	63.5	59.0	55.2
(RT) - (DA Load)	1.34	1.32	1.08	0.62	0.07	-0.52	0.98	4.41	3.99	3.91	3.43	3.39	3.09	3.14	3.44	3.13	3.09	4.17	4.05	5.43	3.95	3.59	1.66	0.65



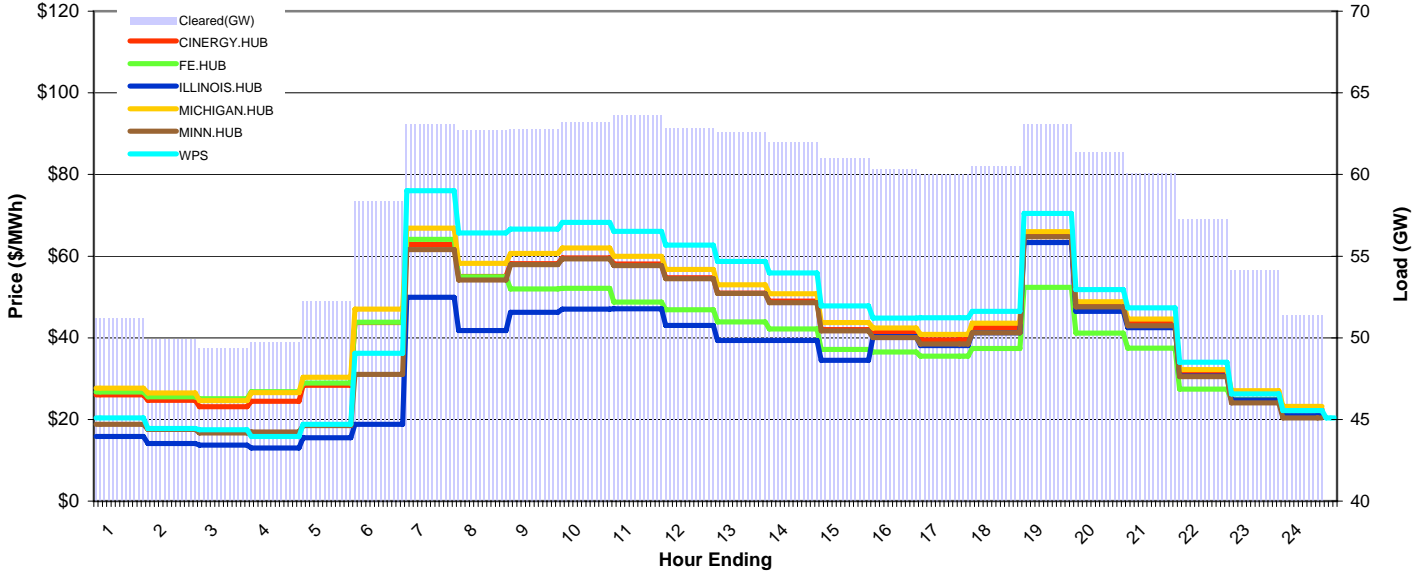
# MISO Daily Report

Delivery Day: Friday, October 24, 2008

Price Color Codes: ≤0 ≥100 ≥200

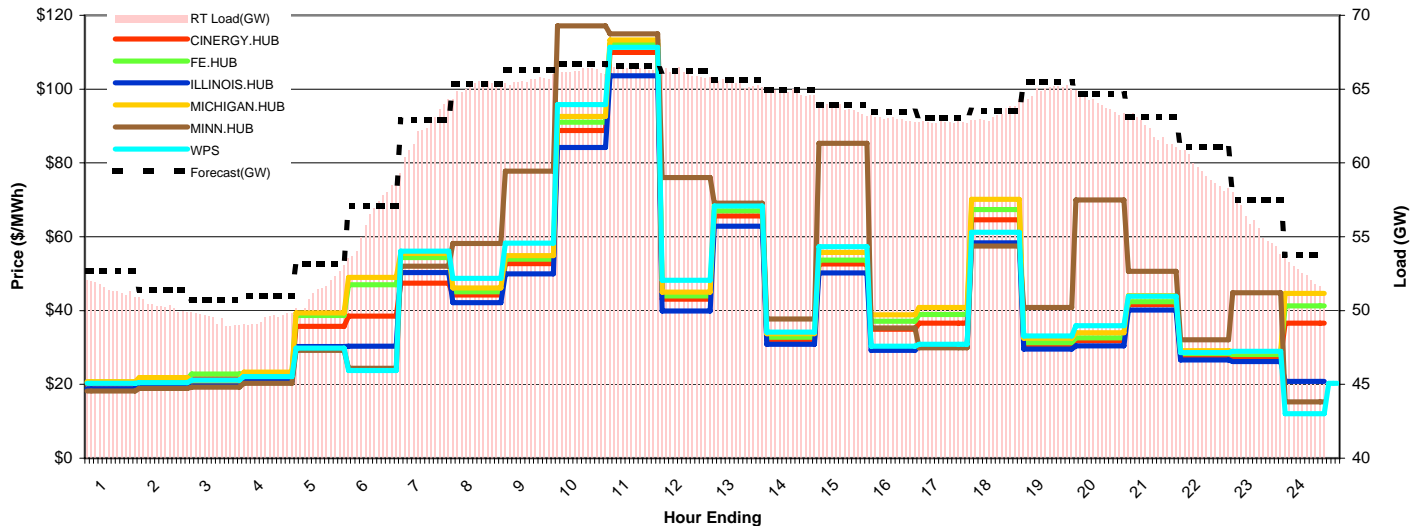
## Day-Ahead Prices and Cleared Load

	HE1	HE2	HE3	HE4	HE5	HE6	HE7	HE8	HE9	HE10	HE11	HE12	HE13	HE14	HE15	HE16	HE17	HE18	HE19	HE20	HE21	HE22	HE23	HE24
CINERGY.HUB	26.00	24.71	23.10	24.48	28.39	43.72	62.90	55.00	58.19	59.60	58.06	54.71	50.96	48.97	42.04	41.34	39.47	42.45	65.08	47.79	43.65	31.44	26.30	22.48
FE.HUB	26.76	25.55	25.08	26.79	28.89	43.80	64.11	54.98	51.99	52.11	48.73	46.84	43.92	42.15	37.14	36.51	35.54	37.35	52.33	41.14	37.48	27.45	24.82	22.10
ILLINOIS.HUB	15.82	14.09	13.72	13.02	15.51	18.79	49.91	41.77	46.22	47.06	47.09	43.05	39.37	39.33	34.49	40.27	38.12	41.24	63.32	46.51	42.48	30.62	24.75	20.94
MICHIGAN.HUB	27.66	26.52	24.62	26.54	30.31	47.01	66.87	58.27	60.63	61.96	59.97	56.74	52.97	50.77	43.74	42.40	40.83	43.56	65.99	48.86	44.61	32.19	27.03	23.22
MINN.HUB	18.83	17.56	16.67	16.93	18.46	31.06	61.58	54.18	57.92	59.36	57.65	54.51	50.85	48.61	41.72	40.08	38.52	41.19	64.75	47.55	42.92	30.47	24.05	20.36
WPS	20.37	17.81	17.45	15.84	18.82	36.21	76.06	65.68	66.61	68.29	66.04	62.69	58.67	55.88	47.82	44.80	44.87	46.47	70.49	51.84	47.30	34.05	26.26	22.19
Cleared(GW)	51.2	49.9	49.3	49.7	52.2	58.4	63.1	62.7	62.8	63.2	63.6	62.8	62.6	61.9	61.0	60.3	60.0	60.5	63.1	61.4	60.1	57.2	54.2	51.3



## Preliminary Real-Time Prices with Forecasted and Actual System Load

	HE1	HE2	HE3	HE4	HE5	HE6	HE7	HE8	HE9	HE10	HE11	HE12	HE13	HE14	HE15	HE16	HE17	HE18	HE19	HE20	HE21	HE22	HE23	HE24
CINERGY.HUB	20.15	21.06	21.52	22.47	35.68	38.49	47.46	44.18	52.73	88.82	109.90	43.05	65.67	32.12	52.64	34.96	36.61	64.61	30.71	31.83	41.65	27.70	27.47	36.62
FE.HUB	20.60	21.54	22.81	23.02	38.63	46.97	54.39	45.12	53.90	91.04	112.29	44.00	67.02	32.75	53.70	37.11	38.97	67.34	31.34	32.59	42.44	28.32	28.05	41.26
ILLINOIS.HUB	18.81	19.85	19.99	20.82	30.26	30.35	50.26	42.13	49.93	84.17	103.59	39.90	62.88	30.88	50.23	29.22	30.43	58.34	29.57	30.42	40.11	26.59	26.21	20.83
MICHIGAN.HUB	20.76	21.82	20.94	23.35	39.36	48.98	55.46	46.13	54.91	92.56	113.32	44.98	68.88	33.71	55.73	38.83	40.82	70.18	32.48	34.01	44.04	29.17	28.88	44.61
MINN.HUB	18.18	18.89	19.29	20.28	29.19	24.36	52.02	58.14	77.75	117.10	114.97	76.03	69.14	37.71	85.35	35.30	29.91	57.52	40.80	69.96	50.60	32.04	44.80	15.28
WPS	20.31	20.46	21.18	22.13	29.80	23.75	56.12	48.70	58.30	95.82	111.32	48.20	68.30	34.19	57.27	30.32	30.86	61.18	33.10	35.86	43.83	28.65	28.95	12.05
Forecasted(GW)	52.7	51.4	50.7	51.0	53.2	57.1	62.9	65.4	66.3	66.7	66.6	66.2	65.6	65.0	64.0	63.5	63.0	63.5	65.5	64.6	63.1	61.1	57.5	53.8
(RT) - (DA Load)	0.28	0.38	0.05	-0.29	-0.82	-2.03	-0.90	2.47	2.81	2.98	2.70	3.25	2.79	2.88	2.73	2.66	2.74	2.83	1.87	2.65	2.08	2.17	1.57	1.08

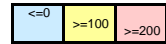




# MISO Daily Report

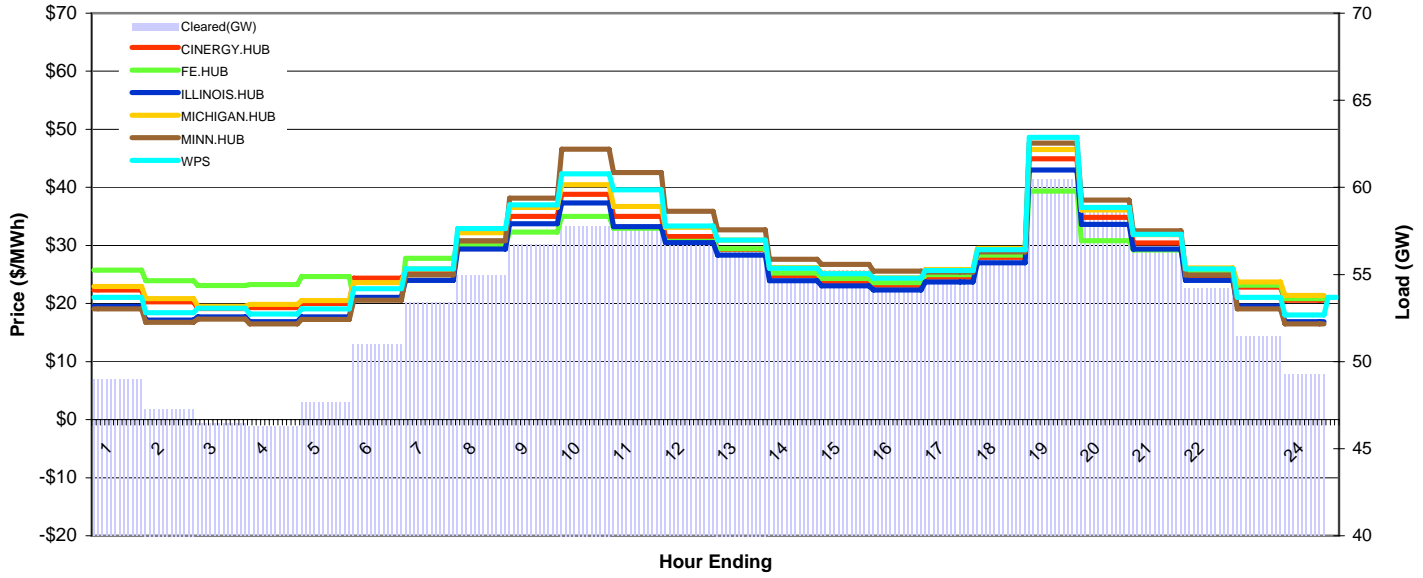
Delivery Day: Saturday, October 25, 2008

Price Color Codes:



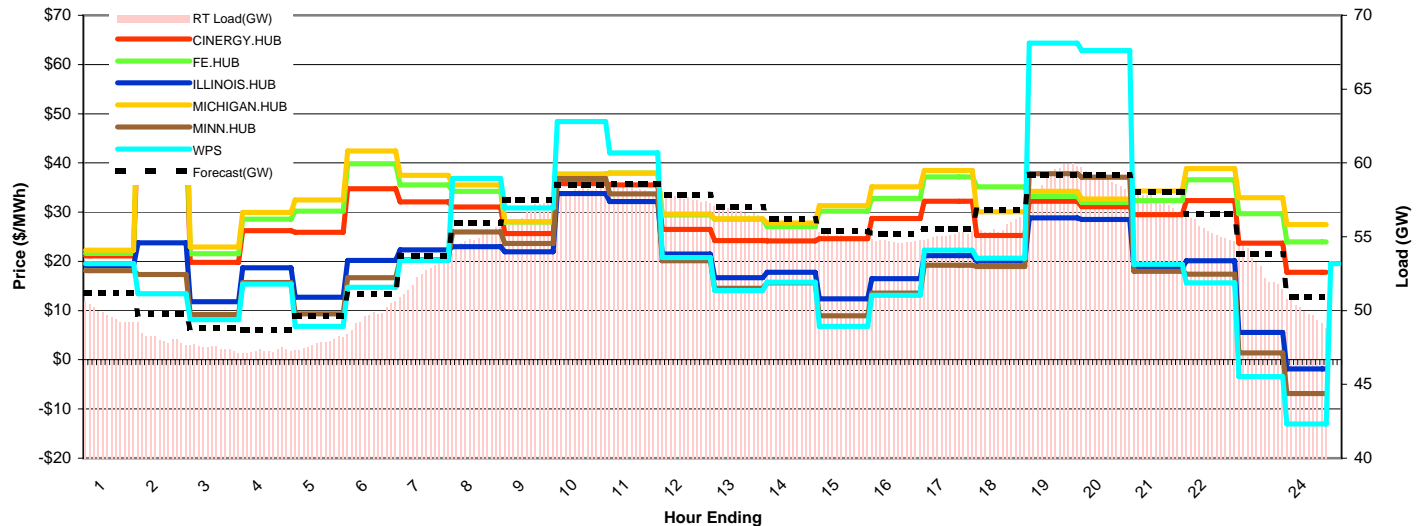
## Day-Ahead Prices and Cleared Load

	HE1	HE2	HE3	HE4	HE5	HE6	HE7	HE8	HE9	HE10	HE11	HE12	HE13	HE14	HE15	HE16	HE17	HE18	HE19	HE20	HE21	HE22	HE23	HE24
CINERGY.HUB	22.32	20.27	19.11	19.32	20.03	24.36	25.25	30.50	35.01	38.78	35.00	31.55	29.34	24.78	23.84	23.13	24.51	27.93	44.92	34.83	30.42	24.77	22.83	20.56
FE.HUB	25.73	23.93	23.08	23.26	24.64	20.71	27.78	29.93	32.31	34.98	32.97	30.71	29.41	25.24	24.32	23.60	24.97	28.35	39.33	30.79	29.19	25.17	23.14	20.82
ILLINOIS.HUB	19.54	17.17	17.67	16.87	17.69	21.05	23.96	29.39	33.71	37.33	33.26	30.46	28.35	23.94	23.03	22.35	23.68	27.00	42.97	33.63	29.37	23.96	19.57	16.87
MICHIGAN.HUB	22.94	20.84	19.52	19.83	20.50	23.58	25.98	32.21	36.52	40.44	36.71	33.13	30.93	26.18	25.20	24.44	25.88	29.47	46.50	36.09	31.88	26.13	23.73	21.39
MINN.HUB	19.08	16.76	17.29	16.47	17.28	20.55	24.91	30.84	38.12	46.58	42.55	35.89	32.67	27.62	26.75	25.59	25.41	28.90	47.62	37.82	32.54	24.91	19.09	16.47
WPS	21.06	18.40	19.20	18.17	19.07	22.55	25.94	32.91	36.98	42.34	39.58	33.32	30.95	26.10	25.11	24.36	25.69	29.29	48.59	36.56	31.93	25.95	21.07	18.01
Cleared(GW)	49.0	47.3	46.4	46.3	47.6	51.0	53.4	55.0	56.7	57.8	57.6	57.0	56.3	55.4	55.2	54.9	55.1	56.2	60.4	58.7	56.5	54.2	51.5	49.3



## Preliminary Real-Time Prices with Forecasted and Actual System Load

	HE1	HE2	HE3	HE4	HE5	HE6	HE7	HE8	HE9	HE10	HE11	HE12	HE13	HE14	HE15	HE16	HE17	HE18	HE19	HE20	HE21	HE22	HE23	HE24
CINERGY.HUB	21.08	49.55	19.77	26.26	25.92	34.74	32.06	31.04	25.66	35.77	35.52	26.49	24.20	24.13	24.58	28.72	32.19	25.29	32.19	31.11	29.49	32.32	23.69	17.76
FE.HUB	21.61	54.38	21.57	28.56	30.21	39.82	35.56	34.21	27.98	37.77	37.91	29.40	28.60	27.09	30.21	32.82	37.15	35.15	33.22	31.97	32.32	36.55	29.71	23.94
ILLINOIS.HUB	19.14	23.79	11.78	18.67	12.74	20.21	22.33	22.97	21.94	33.77	32.13	21.48	16.67	17.77	12.40	16.51	21.15	20.09	28.86	28.52	18.64	20.11	5.56	-1.86
MICHIGAN.HUB	22.28	58.17	22.89	29.97	32.46	42.46	37.47	35.52	28.07	37.60	37.97	29.63	28.67	27.82	31.29	35.17	38.49	30.07	34.22	32.66	34.29	38.84	32.95	27.46
MINN.HUB	18.08	17.33	9.20	15.72	9.35	16.70	20.34	25.95	23.65	36.86	33.73	20.11	14.56	15.65	8.92	13.53	19.23	18.95	37.80	37.07	17.96	17.40	1.41	-6.87
WPS	19.57	13.40	8.18	15.35	6.81	14.74	20.20	36.86	30.82	48.41	42.06	20.75	14.10	15.76	6.79	13.11	22.26	20.61	64.36	62.82	19.40	15.67	-3.44	-13.05
Forecasted(GW)	51.2	49.8	48.8	48.7	49.6	51.1	53.7	55.9	57.5	58.5	58.6	57.9	57.0	56.2	55.4	55.2	55.5	56.8	59.2	59.2	58.1	56.5	53.8	50.9
(RT) - (DA Load)	0.75	0.89	1.05	1.02	0.14	-1.35	-0.99	0.03	0.03	0.34	0.61	0.64	0.41	0.43	-0.14	-0.15	-0.05	-0.40	-1.39	0.21	0.94	1.23	1.51	0.64



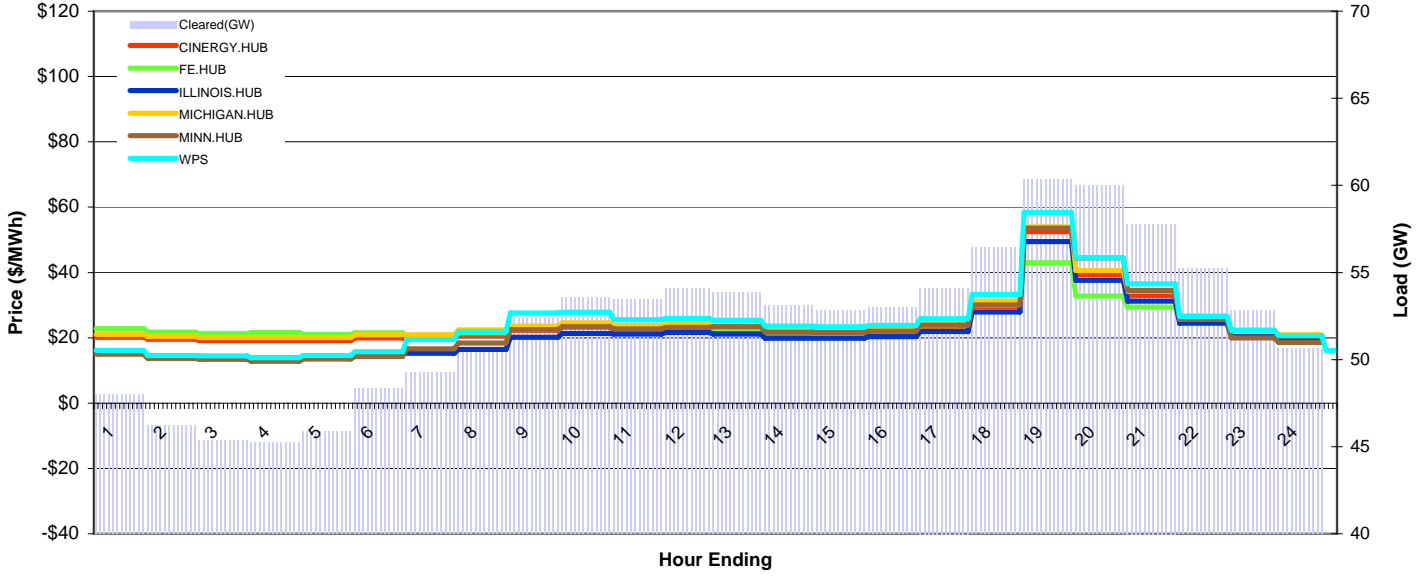
# MISO Daily Report

Delivery Day: Sunday, October 26, 2008

Price Color Codes: <=0 >=100 >=200

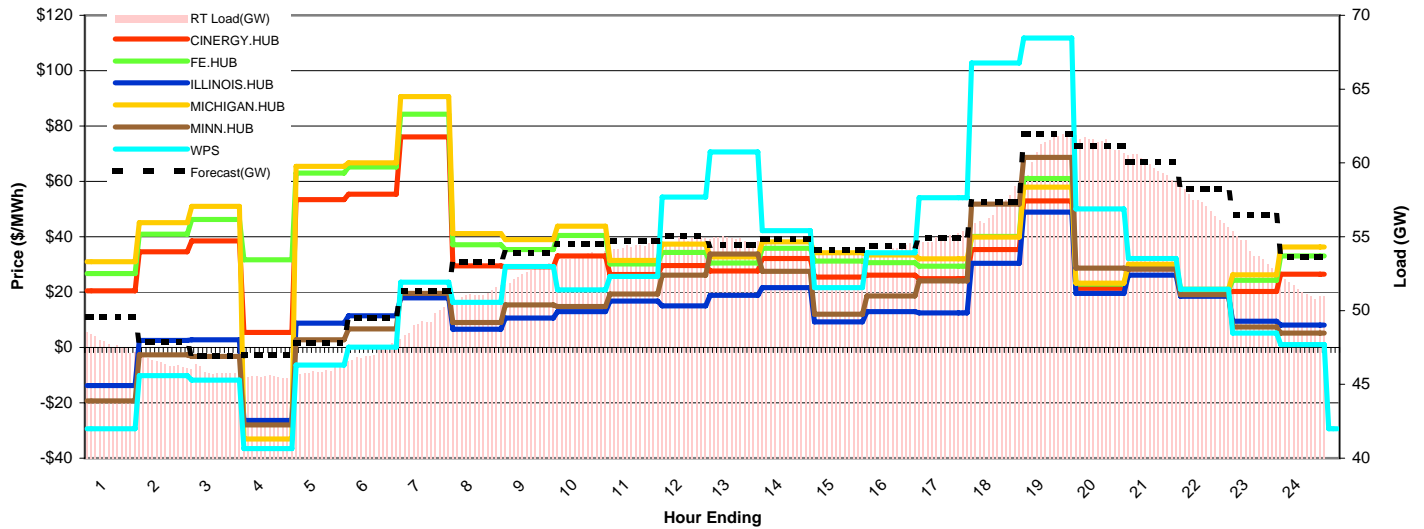
## Day-Ahead Prices and Cleared Load

	HE1	HE2	HE3	HE4	HE5	HE6	HE7	HE8	HE9	HE10	HE11	HE12	HE13	HE14	HE15	HE16	HE17	HE18	HE19	HE20	HE21	HE22	HE23	HE24
CINERGY.HUB	20.17	19.62	19.16	19.21	19.16	20.00	19.61	21.04	22.31	23.27	22.55	23.03	22.49	21.10	20.99	21.51	23.24	29.60	52.49	39.35	32.96	25.33	21.56	20.25
FE.HUB	22.77	21.73	21.30	21.67	21.05	21.52	20.57	21.57	22.67	23.64	22.91	23.40	22.85	21.45	21.34	21.86	23.64	30.00	42.95	32.81	29.38	25.73	21.82	20.62
ILLINOIS.HUB	15.34	14.02	14.06	13.76	14.21	15.30	15.24	16.45	20.13	21.36	21.13	21.64	21.12	19.91	19.83	20.38	21.97	27.87	49.47	37.57	31.20	24.48	20.38	18.95
MICHIGAN.HUB	21.03	20.49	20.02	20.09	20.02	20.90	20.99	22.39	23.55	24.56	23.79	24.30	23.73	22.27	22.15	22.70	24.53	31.23	53.94	40.68	34.24	26.72	22.27	20.93
MINN.HUB	14.98	13.68	13.39	12.78	13.50	14.26	16.66	18.38	22.48	23.44	22.71	23.19	23.38	21.75	21.61	22.02	23.89	30.08	53.60	44.47	34.51	25.67	19.94	18.57
WPS	16.11	14.57	14.44	13.85	14.59	15.72	19.46	21.87	27.63	27.76	25.60	25.95	25.40	23.58	23.36	23.75	25.82	33.30	58.35	44.58	36.47	26.55	22.27	20.69
Cleared(GW)	48.0	46.2	45.4	45.2	45.9	48.3	49.3	50.5	52.4	53.5	53.5	54.1	53.8	53.1	52.8	53.0	54.1	56.4	60.4	60.0	57.8	55.2	52.8	50.6



## Preliminary Real-Time Prices with Forecasted and Actual System Load

	HE1	HE2	HE3	HE4	HE5	HE6	HE7	HE8	HE9	HE10	HE11	HE12	HE13	HE14	HE15	HE16	HE17	HE18	HE19	HE20	HE21	HE22	HE23	HE24
CINERGY.HUB	20.49	34.51	38.55	5.47	53.41	55.42	76.09	29.49	29.11	33.07	26.31	29.60	27.65	32.10	25.41	26.08	24.83	35.32	52.95	21.33	28.41	19.93	20.26	26.44
FE.HUB	26.73	40.88	46.21	31.62	62.95	65.22	84.26	37.07	35.41	40.51	30.20	34.39	30.55	35.81	31.23	30.67	29.38	40.16	61.00	22.92	29.31	20.66	24.23	33.02
ILLINOIS.HUB	-13.73	2.49	2.82	-26.38	8.82	11.39	17.97	6.58	10.62	13.00	16.77	15.03	18.79	21.64	9.30	12.94	12.50	30.37	48.92	19.48	26.18	18.54	9.47	8.10
MICHIGAN.HUB	30.98	45.11	51.00	-33.05	65.47	66.73	90.66	41.12	38.92	43.79	31.47	37.31	32.73	38.10	34.26	33.37	32.01	39.84	57.95	23.20	30.10	21.01	26.25	36.26
MINN.HUB	-19.30	-2.63	-3.25	-27.92	2.78	6.67	19.58	8.98	15.42	14.80	19.25	26.07	33.70	27.56	11.97	18.57	24.01	51.77	68.72	28.72	28.28	19.02	7.43	5.17
WPS	-29.34	-10.17	-11.79	-36.58	-6.40	0.12	23.60	16.32	29.28	20.79	25.64	54.34	70.59	42.17	21.57	34.18	54.13	102.82	111.82	50.01	32.18	20.99	5.23	1.04
Forecasted(GW)	49.6	47.9	46.9	46.9	47.8	49.5	51.3	53.3	53.9	54.5	54.7	55.0	54.4	54.8	54.1	54.4	54.9	57.4	61.9	61.1	60.1	58.2	56.5	53.7
(RT) - (DA Load)	-0.21	0.27	0.49	0.30	0.04	-1.15	0.02	0.66	0.21	0.16	0.89	0.69	1.02	1.27	1.13	1.18	0.89	0.49	0.70	1.41	2.02	1.85	1.16	0.83



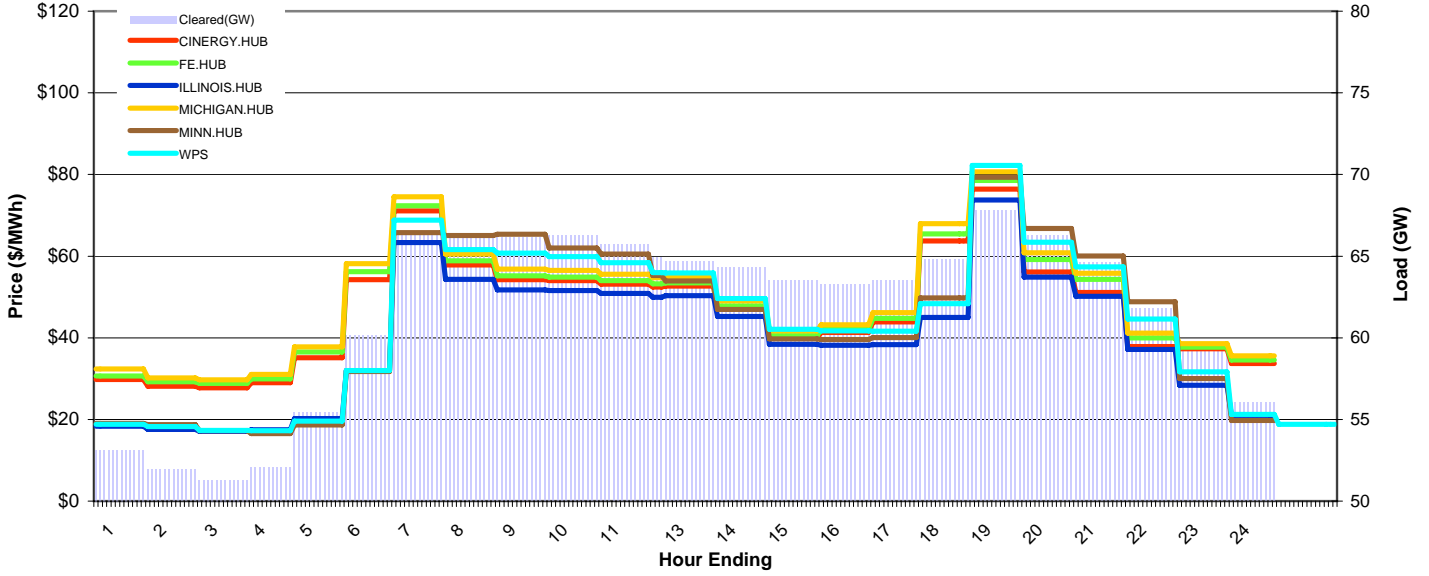
# MISO Daily Report

Delivery Day: Tuesday, October 28, 2008

Price Color Codes: ≤0 ≥100 ≥200

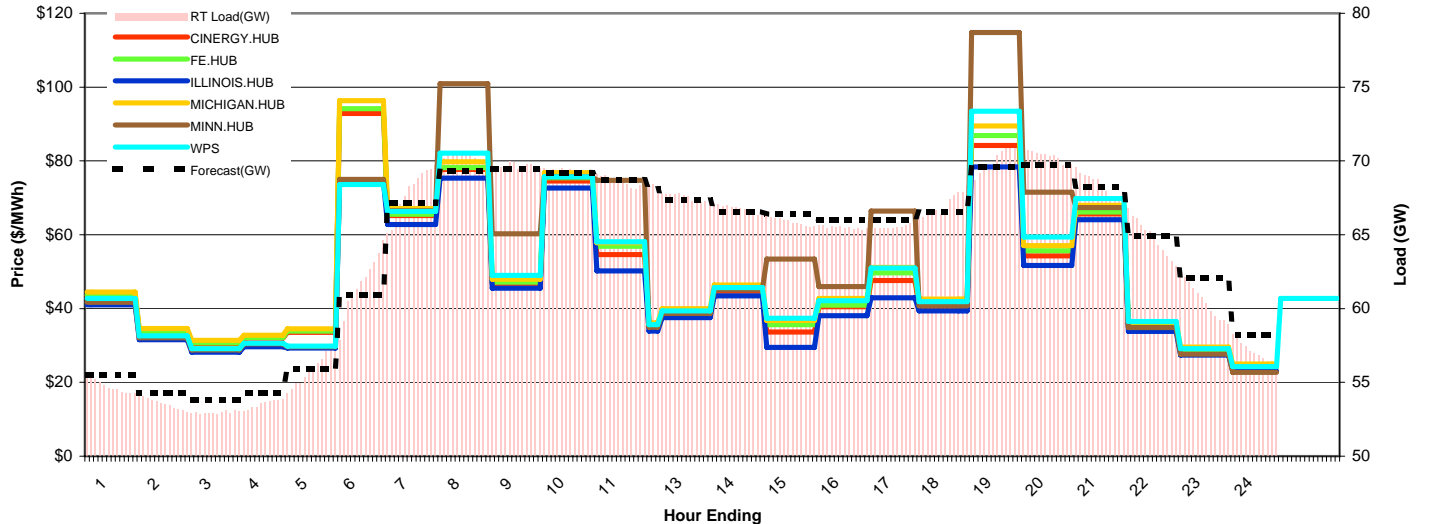
## Day-Ahead Prices and Cleared Load

	HE1	HE2	HE3	HE4	HE5	HE6	HE7	HE8	HE9	HE10	HE11	HE12	HE13	HE14	HE15	HE16	HE17	HE18	HE19	HE20	HE21	HE22	HE23	HE24
CINERGY.HUB	29.77	28.17	27.74	28.97	35.11	54.22	71.08	57.81	54.23	53.97	53.15	52.45	52.66	47.07	39.95	41.30	43.90	63.73	76.40	56.12	51.13	37.86	37.31	33.68
FE.HUB	30.63	29.23	28.83	29.92	36.51	56.23	72.35	58.86	55.17	54.89	54.04	53.23	53.48	47.79	40.55	41.99	44.74	65.44	78.52	59.17	54.30	39.96	37.70	34.54
ILLINOIS.HUB	18.38	17.55	17.10	17.49	20.26	31.94	63.37	54.35	51.74	51.56	50.83	49.91	50.35	45.20	38.38	38.19	38.33	45.00	73.73	54.86	50.13	37.18	28.35	21.03
MICHIGAN.HUB	32.39	30.16	29.74	31.02	37.76	58.14	74.56	60.49	56.81	56.49	55.60	54.73	54.98	49.09	41.66	43.20	46.14	67.98	80.68	60.86	55.81	41.15	38.53	35.60
MINN.HUB	19.01	18.72	17.28	16.54	18.69	31.73	65.77	65.03	65.33	62.01	60.49	55.22	53.92	46.93	39.73	39.58	40.03	49.75	79.30	66.81	60.06	48.84	30.00	19.78
WPS	18.78	18.24	17.35	17.24	19.56	31.97	68.85	61.61	60.78	59.86	58.42	55.98	55.90	49.63	42.11	41.70	41.63	48.34	82.23	63.43	57.37	44.59	31.68	21.22
Cleared(GW)	53.1	51.9	51.3	52.1	55.4	60.1	66.3	66.1	66.1	66.3	65.7	64.9	64.7	64.3	63.5	63.3	63.5	64.8	67.8	66.3	64.6	61.8	59.2	56.0



## Preliminary Real-Time Prices with Forecasted and Actual System Load

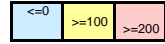
	HE1	HE2	HE3	HE4	HE5	HE6	HE7	HE8	HE9	HE10	HE11	HE12	HE13	HE14	HE15	HE16	HE17	HE18	HE19	HE20	HE21	HE22	HE23	HE24
CINERGY.HUB	43.68	33.68	30.47	31.97	33.56	92.88	65.23	77.67	46.84	74.58	54.64	34.84	38.61	44.77	33.65	40.47	47.56	40.64	84.20	54.30	65.63	34.79	28.46	24.22
FE.HUB	43.68	33.83	30.68	32.19	33.93	94.20	65.57	78.24	47.20	75.41	56.88	35.27	39.04	45.22	35.67	40.93	49.67	41.50	86.91	55.63	66.12	35.08	28.69	24.38
ILLINOIS.HUB	40.98	31.55	28.18	29.65	29.29	74.37	62.76	75.39	45.53	72.63	50.20	33.93	37.54	43.42	29.44	38.09	42.88	39.37	78.39	51.68	64.04	33.78	27.41	23.09
MICHIGAN.HUB	44.52	34.62	31.37	32.78	34.53	96.33	67.10	79.73	47.99	76.81	57.85	36.14	40.00	46.42	36.79	42.76	51.16	42.59	89.46	57.01	67.94	36.29	29.60	24.99
MINN.HUB	41.72	32.12	28.76	30.42	29.65	75.03	66.53	100.92	60.29	75.73	74.74	34.92	38.67	45.06	53.43	45.96	66.39	40.78	114.77	71.53	67.38	34.89	27.70	22.76
WPS	42.76	32.64	29.09	30.64	29.80	73.61	66.31	82.09	48.96	75.74	58.10	35.59	39.36	45.66	37.36	42.16	50.94	41.84	93.43	59.43	69.76	36.49	29.14	24.24
Forecasted(GW)	55.5	54.3	53.8	54.3	55.9	60.9	67.2	69.3	69.5	69.2	68.7	68.1	67.3	66.6	66.4	66.0	66.0	66.6	69.6	69.7	68.2	64.9	62.0	58.2
(RT) - (DA Load)	1.58	1.63	1.66	1.44	0.44	1.49	1.63	4.14	3.51	3.06	2.92	3.31	2.87	2.48	2.37	2.22	2.02	2.23	2.21	4.01	3.71	3.05	1.33	1.03



# MISO Daily Report

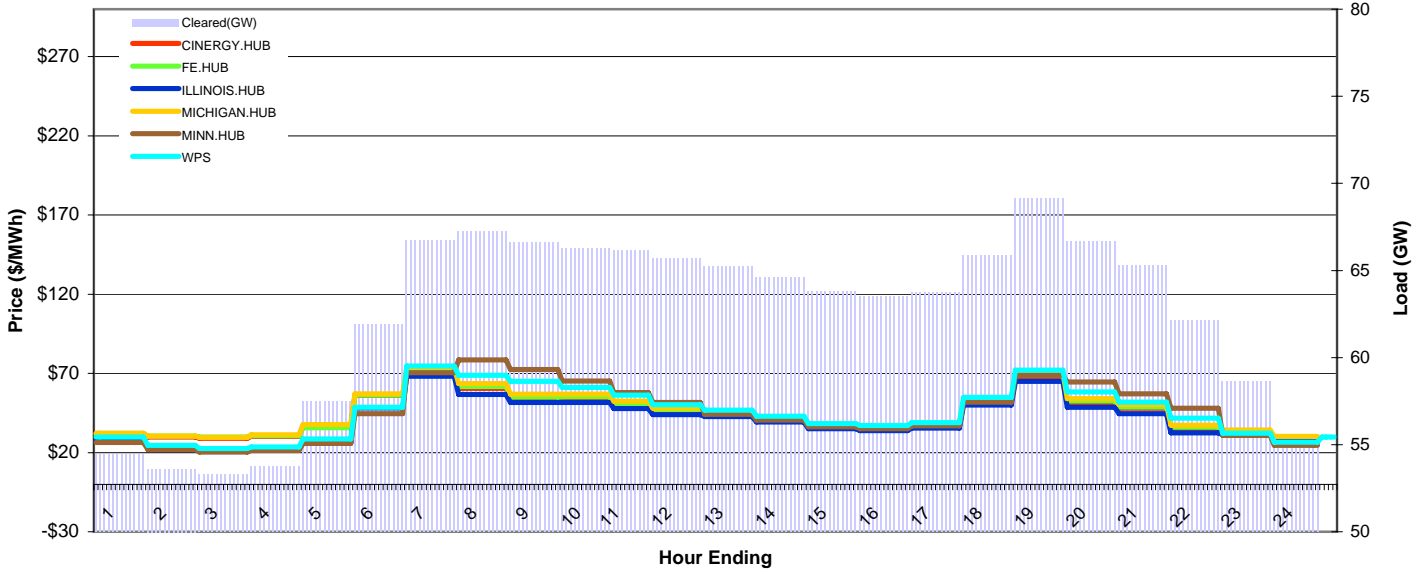
Delivery Day: Wednesday, October 29, 2008

Price Color Codes:



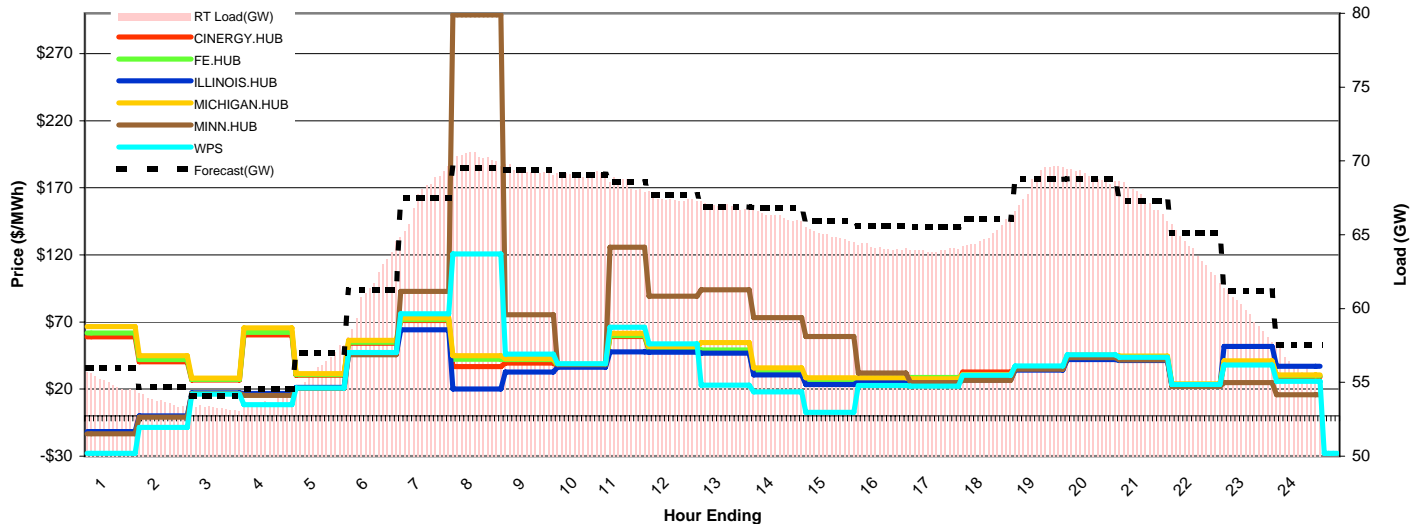
## Day-Ahead Prices and Cleared Load

	HE1	HE2	HE3	HE4	HE5	HE6	HE7	HE8	HE9	HE10	HE11	HE12	HE13	HE14	HE15	HE16	HE17	HE18	HE19	HE20	HE21	HE22	HE23	HE24
CINERGY.HUB	32.05	29.80	28.94	30.27	37.05	56.17	70.92	60.46	54.18	54.31	50.05	45.94	44.41	40.82	36.42	35.29	36.99	52.05	67.91	51.60	47.94	35.30	33.12	29.12
FE.HUB	31.34	30.35	29.91	30.68	35.63	56.32	71.99	61.67	55.17	55.27	50.91	46.71	45.08	41.43	36.97	35.82	37.55	52.84	68.95	52.57	48.91	36.13	32.51	29.59
ILLINOIS.HUB	27.28	22.87	21.56	22.59	26.47	48.22	68.13	56.76	51.59	51.68	47.81	43.96	42.66	39.22	34.99	33.90	35.54	50.01	64.96	48.57	44.63	32.45	31.33	27.10
MICHIGAN.HUB	32.23	30.39	29.57	31.22	37.73	57.08	73.95	63.47	56.85	56.88	52.39	48.04	46.31	42.56	37.98	36.80	38.57	54.29	70.84	54.10	50.30	37.23	34.24	30.23
MINN.HUB	26.28	21.91	20.32	21.28	25.69	44.58	70.53	78.53	72.44	65.09	57.82	51.65	44.17	40.60	36.22	35.10	36.79	51.77	68.77	64.49	57.05	47.95	30.88	24.48
WPS	29.83	24.54	22.50	23.51	28.64	48.69	74.73	68.90	64.98	61.14	56.36	50.32	46.80	43.01	38.38	37.19	38.98	54.85	72.05	58.25	51.89	41.84	32.24	26.64
Cleared(GW)	54.4	53.6	53.3	53.8	57.5	61.9	66.7	67.2	66.6	66.2	66.1	65.7	65.2	64.6	63.8	63.5	63.7	65.9	69.1	66.6	65.3	62.1	58.6	55.1



## Preliminary Real-Time Prices with Forecasted and Actual System Load

	HE1	HE2	HE3	HE4	HE5	HE6	HE7	HE8	HE9	HE10	HE11	HE12	HE13	HE14	HE15	HE16	HE17	HE18	HE19	HE20	HE21	HE22	HE23	HE24
CINERGY.HUB	58.92	40.36	26.73	60.32	30.30	54.27	71.00	36.84	39.50	37.19	59.08	49.03	48.29	31.65	24.16	26.16	25.23	32.74	34.97	43.04	42.32	22.84	39.18	29.20
FE.HUB	61.83	42.01	27.18	62.17	30.72	54.96	71.77	42.21	42.07	37.55	59.86	49.84	49.28	32.40	25.09	28.09	28.62	30.28	35.73	43.87	43.10	23.32	40.12	29.94
ILLINOIS.HUB	-11.62	0.16	17.28	16.81	21.28	45.75	64.13	20.00	32.80	36.23	47.84	47.56	46.76	30.61	23.35	25.45	24.80	26.63	34.11	42.09	41.31	22.31	51.68	37.01
MICHIGAN.HUB	66.65	44.82	28.15	65.62	31.63	56.29	72.98	44.92	42.83	38.43	61.62	51.73	54.61	35.74	28.34	28.39	27.66	30.76	36.83	45.42	44.68	23.96	41.10	30.56
MINN.HUB	-13.23	-0.83	16.73	15.35	20.57	45.51	92.76	298.88	75.40	38.23	125.60	89.15	94.05	73.24	59.14	31.99	24.94	26.49	34.87	43.39	41.68	22.06	24.77	15.86
WPS	-27.74	-8.50	16.27	8.40	20.70	47.34	76.21	120.81	45.97	38.96	65.99	53.78	22.96	17.92	2.76	22.72	22.30	30.40	37.19	45.52	43.78	23.40	37.97	25.77
Forecasted(GW)	56.0	54.7	54.1	54.5	57.0	61.2	67.5	69.6	69.4	69.1	68.6	67.7	66.9	66.8	65.9	65.6	65.5	66.0	68.8	68.8	67.3	65.1	61.2	57.6
(RT) - (DA Load)	0.54	0.14	-0.02	-0.05	-1.37	-0.38	0.94	3.01	2.75	2.85	2.28	1.78	1.72	1.67	1.21	0.62	0.23	-0.87	-0.46	2.34	2.18	1.64	1.06	1.07



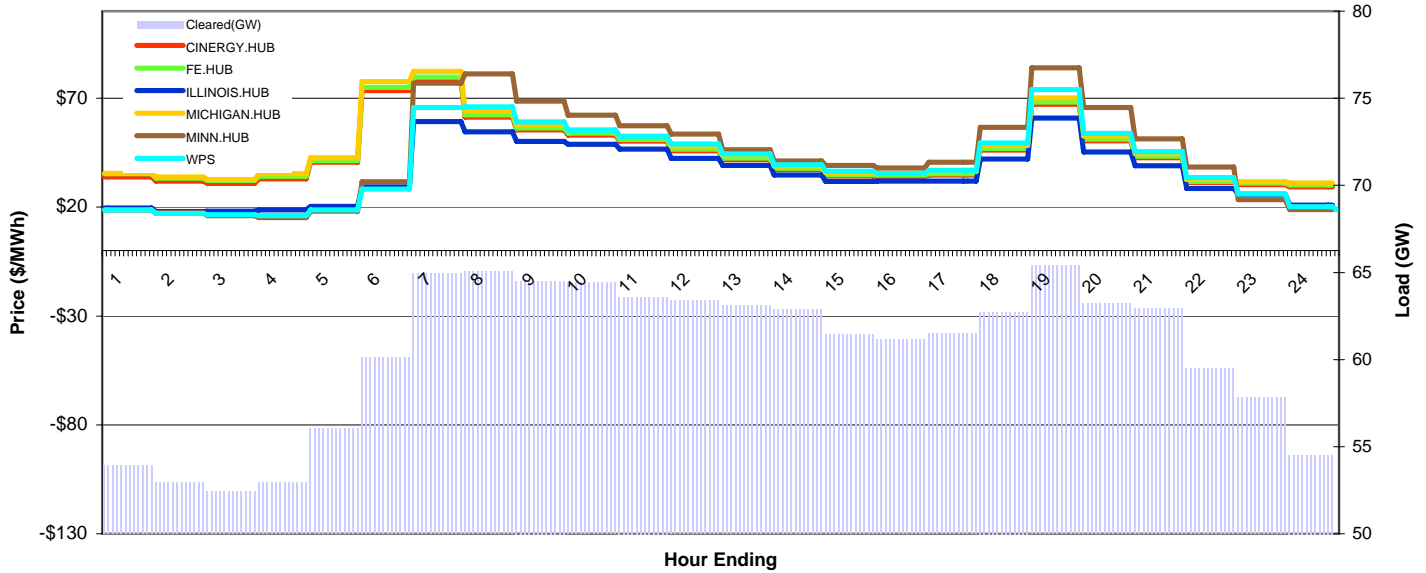
# MISO Daily Report

Delivery Day: Thursday, October 30, 2008

Price Color Codes: ≤0 ≥100 ≥200

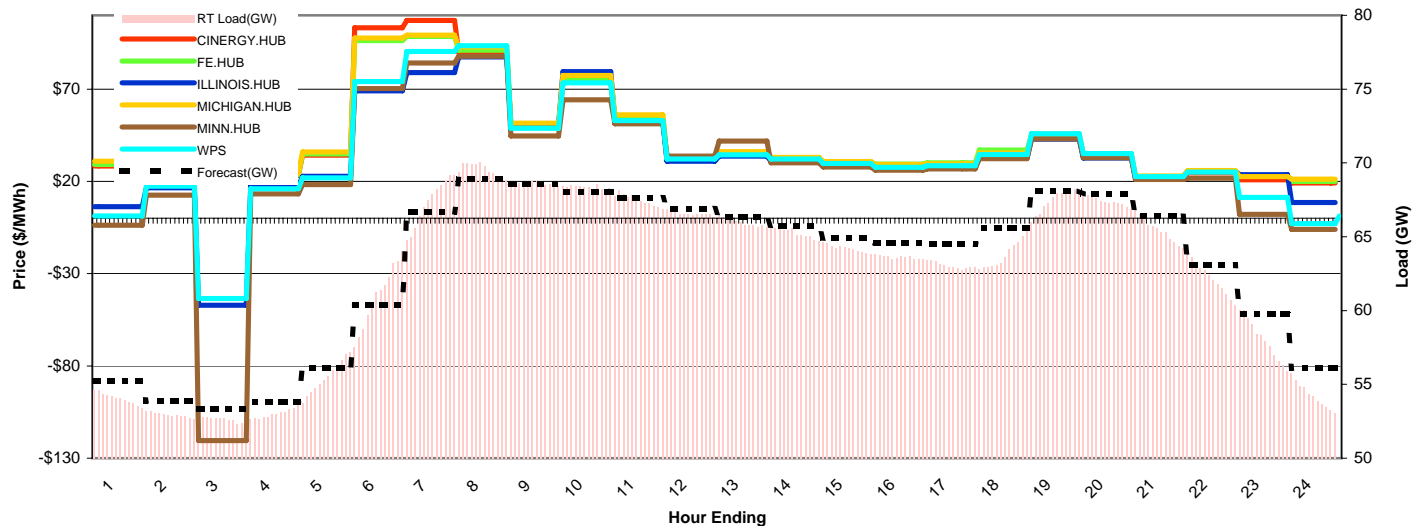
## Day-Ahead Prices and Cleared Load

	HE1	HE2	HE3	HE4	HE5	HE6	HE7	HE8	HE9	HE10	HE11	HE12	HE13	HE14	HE15	HE16	HE17	HE18	HE19	HE20	HE21	HE22	HE23	HE24
CINERGY.HUB	33.80	31.99	30.98	33.05	40.61	73.60	78.08	61.38	55.53	53.16	50.35	45.98	41.83	37.20	34.31	34.22	34.81	46.28	67.17	50.45	42.74	31.33	30.30	29.37
FE.HUB	35.36	33.35	32.25	34.21	41.38	75.00	79.70	62.34	56.31	53.97	51.12	46.69	42.47	37.77	34.84	34.74	35.36	47.00	68.24	51.25	43.40	31.82	31.07	30.22
ILLINOIS.HUB	19.68	18.04	18.20	18.73	20.29	29.38	59.25	54.54	50.17	48.88	46.67	42.44	39.12	34.80	31.85	31.93	31.99	42.16	60.88	45.36	39.08	28.53	25.88	20.90
MICHIGAN.HUB	35.45	33.89	32.75	35.31	42.74	77.67	82.44	64.11	57.89	55.46	52.53	47.99	43.65	38.82	35.80	35.69	36.33	48.32	70.20	52.70	44.62	32.71	31.72	31.03
MINN.HUB	18.76	17.48	16.05	15.24	18.10	31.68	76.87	81.21	68.72	62.19	57.35	53.61	46.41	41.23	39.14	37.97	40.61	56.69	84.00	65.79	51.36	38.42	23.37	18.88
WPS	18.72	17.11	16.57	16.16	18.77	28.28	65.71	66.11	59.12	55.31	52.56	49.01	44.42	39.50	36.51	35.56	37.02	49.50	73.97	53.93	45.42	33.51	26.08	20.19
Cleared(GW)	53.9	52.9	52.4	52.9	56.0	60.1	64.9	65.1	64.5	64.4	63.6	63.4	63.1	62.9	61.5	61.1	61.5	62.7	65.4	63.2	62.9	59.5	57.8	54.5



## Preliminary Real-Time Prices with Forecasted and Actual System Load

	HE1	HE2	HE3	HE4	HE5	HE6	HE7	HE8	HE9	HE10	HE11	HE12	HE13	HE14	HE15	HE16	HE17	HE18	HE19	HE20	HE21	HE22	HE23	HE24
CINERGY.HUB	28.24	20.28	53.59	23.44	34.15	103.20	107.20	89.97	49.84	74.43	53.54	31.63	34.59	31.59	29.37	27.72	27.94	33.25	43.92	33.44	21.93	24.66	20.90	19.18
FE.HUB	29.24	20.56	56.66	23.87	34.85	96.31	98.62	91.10	50.38	75.28	54.23	32.13	35.18	32.46	30.57	29.30	30.11	36.97	44.59	34.08	22.33	25.72	23.06	19.99
ILLINOIS.HUB	6.36	16.53	-47.07	17.21	22.82	69.15	78.98	87.39	50.57	79.51	52.14	30.89	33.71	30.84	28.75	27.12	27.44	32.86	42.85	32.58	21.30	25.62	23.64	8.55
MICHIGAN.HUB	30.87	21.11	63.08	24.56	35.92	97.66	99.32	92.84	51.48	77.34	56.06	33.15	36.14	32.97	30.74	29.14	29.56	35.48	45.67	34.76	22.88	25.86	22.68	21.22
MINN.HUB	-3.71	12.54	-120.38	13.27	18.27	70.28	84.13	87.74	44.61	64.27	51.21	33.64	41.79	30.00	27.74	26.13	26.68	32.39	43.02	32.78	20.98	21.73	2.11	-6.02
WPS	1.29	17.34	-43.54	15.93	21.87	74.10	90.36	93.51	48.71	73.36	52.93	32.10	34.37	32.22	29.65	27.61	28.46	34.62	45.88	35.08	22.60	24.97	11.31	-2.88
Forecasted(GW)	55.2	53.9	53.4	53.8	56.1	60.4	66.7	68.9	68.6	68.0	67.6	66.9	66.3	65.7	64.9	64.6	64.5	65.6	68.1	67.9	66.4	63.1	59.8	56.1
(RT) - (DA Load)	0.15	0.02	0.25	0.10	-0.52	0.89	2.43	4.51	4.14	3.89	3.88	3.21	2.87	2.38	2.77	2.49	1.57	1.08	2.06	4.18	2.51	2.71	0.21	-0.28



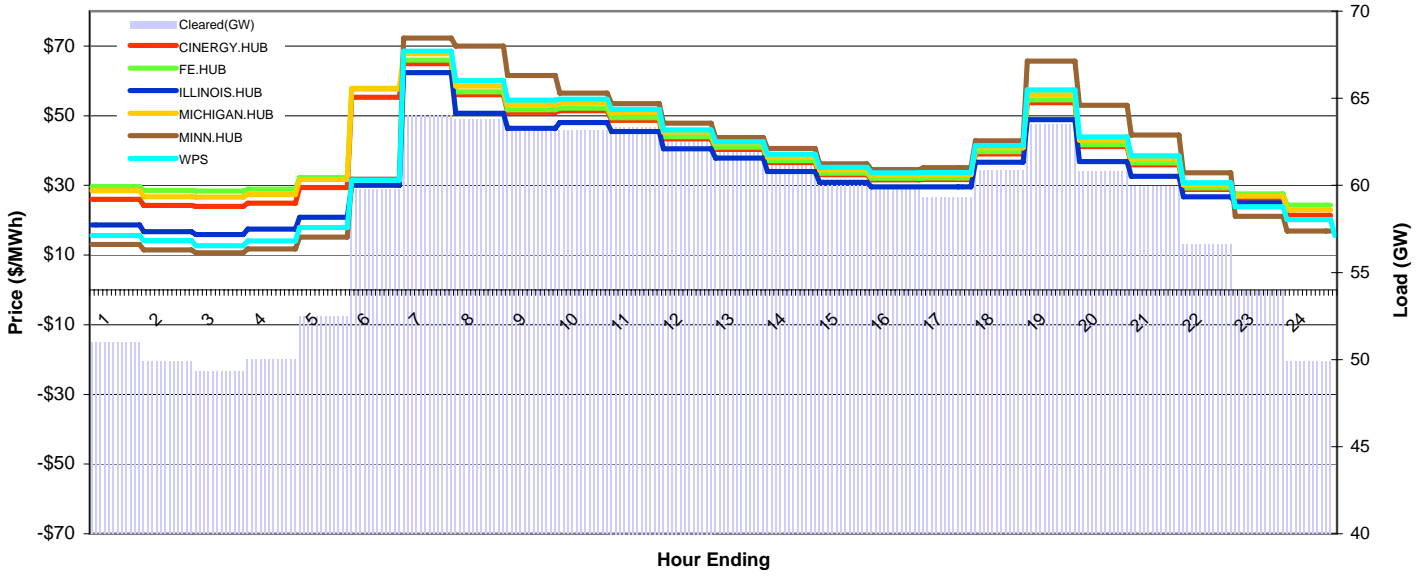
# MISO Daily Report

Delivery Day: Friday, October 31, 2008

Price Color Codes: ≤0 ≥100 ≥200

## Day-Ahead Prices and Cleared Load

	HE1	HE2	HE3	HE4	HE5	HE6	HE7	HE8	HE9	HE10	HE11	HE12	HE13	HE14	HE15	HE16	HE17	HE18	HE19	HE20	HE21	HE22	HE23	HE24
CINERGY.HUB	26.02	24.23	23.99	24.85	29.36	55.25	64.94	56.02	50.94	51.39	48.65	43.34	40.35	36.51	33.02	31.61	31.67	39.05	53.70	41.14	35.90	28.88	25.69	21.44
FE.HUB	29.67	28.56	28.42	28.94	32.21	57.65	65.93	56.89	51.74	52.18	49.39	44.00	40.97	37.07	33.53	32.09	32.15	39.65	54.54	41.71	36.46	29.33	27.54	24.32
ILLINOIS.HUB	18.65	16.71	15.86	17.44	20.83	30.00	62.40	50.68	46.40	48.02	45.46	40.46	37.87	34.01	30.89	29.60	29.58	36.66	48.89	36.84	32.59	26.68	24.98	20.24
MICHIGAN.HUB	28.44	26.76	26.62	27.39	31.72	57.84	67.82	58.49	53.19	53.62	50.76	45.25	42.14	38.10	34.46	32.98	33.04	40.74	56.07	42.97	37.49	30.15	26.93	22.92
MINN.HUB	13.06	11.52	10.64	11.71	15.11	31.80	72.33	70.00	61.57	56.49	53.43	47.88	43.71	40.58	36.19	34.57	35.12	42.82	65.71	52.95	44.44	33.59	21.09	16.89
WPS	15.63	14.14	12.70	14.04	17.94	31.47	68.49	60.08	54.44	54.70	51.80	45.93	42.55	38.92	35.14	33.62	33.67	41.42	57.42	43.94	38.44	30.78	23.87	20.24
Cleared(GW)	51.0	49.9	49.3	50.0	52.5	59.8	64.0	63.8	63.2	63.2	63.3	62.9	62.3	61.7	60.3	59.8	59.3	60.9	63.5	60.8	59.9	56.6	54.0	49.9



## Preliminary Real-Time Prices with Forecasted and Actual System Load

	HE1	HE2	HE3	HE4	HE5	HE6	HE7	HE8	HE9	HE10	HE11	HE12	HE13	HE14	HE15	HE16	HE17	HE18	HE19	HE20	HE21	HE22	HE23	HE24
CINERGY.HUB	22.57	20.34	29.57	40.58	25.94	25.67	45.08	70.72	35.47	53.97	56.20	41.81	35.87	34.74	28.18	26.94	21.32	26.79	24.55	25.71	20.59	24.22	22.00	13.46
FE.HUB	25.66	21.59	31.63	43.23	26.44	26.34	45.74	71.51	35.95	54.66	56.92	42.43	36.37	35.15	28.56	27.44	21.72	27.93	25.14	26.23	21.39	24.58	23.67	14.68
ILLINOIS.HUB	-46.88	4.72	-20.52	-23.49	21.09	17.60	43.26	68.05	34.13	52.16	54.50	40.67	34.89	33.88	27.37	26.02	20.63	26.00	23.83	24.76	19.83	23.23	21.21	12.98
MICHIGAN.HUB	29.65	22.34	34.79	47.60	26.82	26.90	46.28	72.59	36.55	55.68	58.19	43.36	37.25	36.11	29.25	27.92	22.01	27.84	25.35	26.63	21.41	25.00	22.98	13.96
MINN.HUB	-50.41	3.59	-22.19	-32.18	19.97	16.60	42.25	68.71	34.27	52.00	54.05	40.72	34.85	34.49	27.37	25.75	20.50	25.84	23.89	24.38	19.49	22.60	20.47	12.44
WPS	-67.84	1.04	-33.91	-44.75	20.98	16.59	45.56	71.86	36.00	55.14	57.51	42.92	36.75	35.81	28.69	26.68	21.72	27.57	25.42	25.81	20.89	23.64	21.96	13.42
Forecasted(GW)	53.9	52.4	51.7	52.0	54.4	58.3	64.4	66.9	66.6	66.4	66.1	65.6	64.9	64.3	63.4	62.5	62.0	62.5	64.6	64.1	62.3	59.7	56.9	53.0
(RT) - (DA Load)	1.00	0.88	0.73	0.32	-0.27	-2.15	-0.69	1.87	2.03	2.02	1.55	1.50	1.57	1.79	2.08	1.71	1.25	-0.83	-1.56	0.43	-0.34	0.43	-0.38	0.42

