

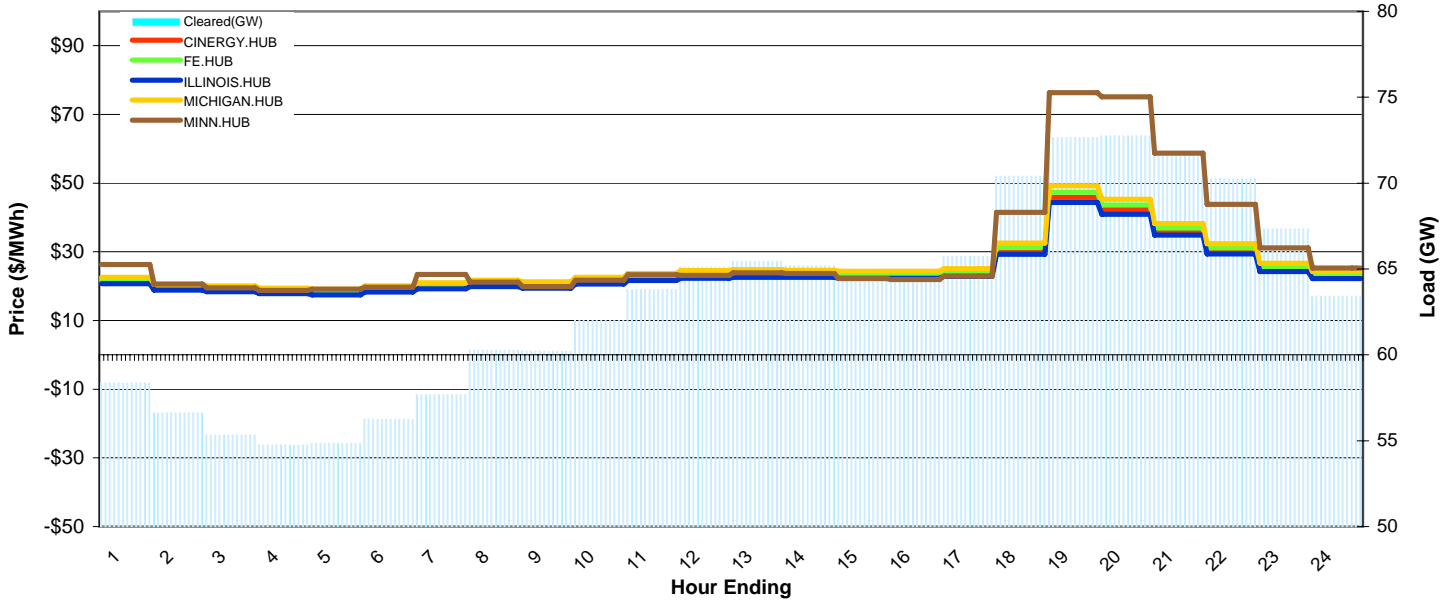
MISO Daily Report

Delivery Day: Tuesday, January 1, 2008

Price Color Codes: ≤0 ≥100 ≥200

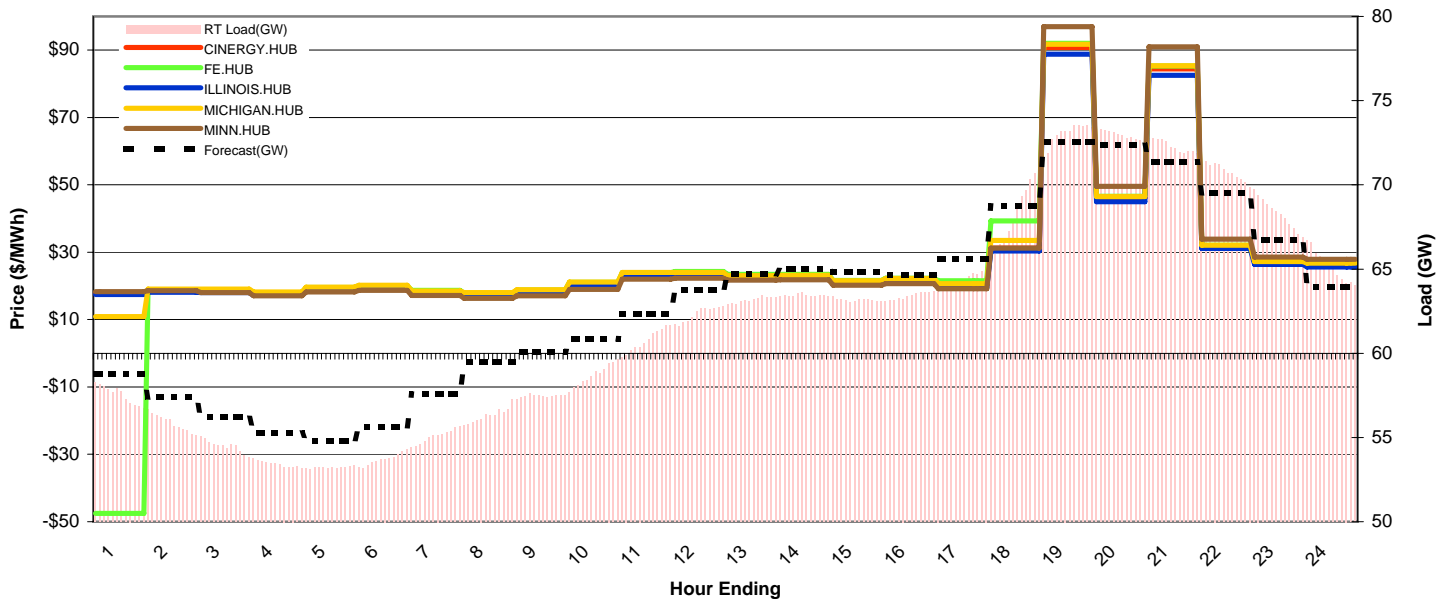
Day-Ahead Prices and Cleared Load

	HE1	HE2	HE3	HE4	HE5	HE6	HE7	HE8	HE9	HE10	HE11	HE12	HE13	HE14	HE15	HE16	HE17	HE18	HE19	HE20	HE21	HE22	HE23	HE24
CINERGY.HUB	21.44	19.47	18.99	18.43	18.15	19.00	19.74	20.39	19.98	21.20	22.21	22.95	23.27	23.17	22.93	22.87	23.55	30.31	45.90	42.31	35.81	30.28	25.25	23.00
FE.HUB	21.86	19.82	19.32	18.74	18.47	19.33	20.33	20.98	20.52	21.77	22.82	23.60	23.92	23.80	23.54	23.48	24.20	31.24	47.32	43.65	36.89	31.18	25.75	23.40
ILLINOIS.HUB	20.67	18.81	18.35	17.79	17.46	18.30	19.25	19.90	19.44	20.64	21.61	22.27	22.61	22.56	22.33	22.28	22.88	29.31	44.39	40.96	34.85	29.39	24.24	22.21
MICHIGAN.HUB	22.62	20.53	20.02	19.42	19.13	20.03	21.03	21.73	21.26	22.55	23.65	24.49	24.81	24.66	24.38	24.31	25.11	32.51	49.23	45.33	38.20	32.34	26.72	24.23
MINN.HUB	26.27	20.65	19.50	18.72	19.09	19.66	23.46	21.19	19.90	21.70	23.34	23.13	23.91	23.71	22.16	21.96	22.95	41.51	76.33	75.13	58.75	43.83	31.17	25.30
Cleared(GW)	58.4	56.6	55.3	54.8	54.9	56.2	57.7	60.3	60.2	62.0	63.8	65.1	65.5	65.2	64.8	64.6	65.7	70.4	72.7	72.7	71.8	70.3	67.3	63.4



Preliminary Real-Time Prices with Forecasted and Actual System Load

	HE1	HE2	HE3	HE4	HE5	HE6	HE7	HE8	HE9	HE10	HE11	HE12	HE13	HE14	HE15	HE16	HE17	HE18	HE19	HE20	HE21	HE22	HE23	HE24
CINERGY.HUB	17.85	18.65	18.58	17.83	19.15	19.71	17.99	17.64	18.54	20.79	23.52	23.53	22.64	22.75	21.20	21.84	20.20	31.23	90.75	46.03	84.39	31.75	26.96	26.46
FE.HUB	-47.51	18.87	18.88	18.01	19.54	20.13	18.68	17.84	18.76	21.02	23.89	24.27	23.44	23.43	21.65	22.26	21.53	39.30	91.99	46.60	85.28	32.04	27.14	26.65
ILLINOIS.HUB	17.46	18.13	17.98	17.21	18.43	18.94	17.34	17.03	17.88	19.99	22.68	22.74	21.94	22.07	20.59	21.17	19.57	30.39	88.78	45.01	82.51	31.09	26.38	25.63
MICHIGAN.HUB	10.86	19.03	19.02	18.25	19.66	20.24	18.52	17.99	18.86	21.18	24.04	23.99	23.07	23.17	21.54	22.21	20.71	33.54	91.71	46.55	85.41	32.09	27.23	26.74
MINN.HUB	18.30	18.56	18.04	17.08	18.22	18.71	17.16	16.30	17.03	18.98	21.98	22.29	21.68	21.78	20.21	20.70	19.19	31.19	96.93	49.60	90.94	33.85	28.56	27.93
Forecasted(GW)	58.8	57.4	56.2	55.2	54.8	55.6	57.6	59.5	60.1	60.8	62.3	63.7	64.7	65.0	64.8	64.6	65.6	68.7	72.5	72.3	71.4	69.5	66.7	64.0
(RT) - (DA Load)	-0.83	-0.78	-0.85	-1.34	-1.65	-2.55	-2.63	-3.98	-2.78	-3.31	-3.05	-2.81	-2.30	-1.76	-1.66	-1.25	-1.39	-2.15	0.31	0.24	0.46	0.54	0.96	1.80



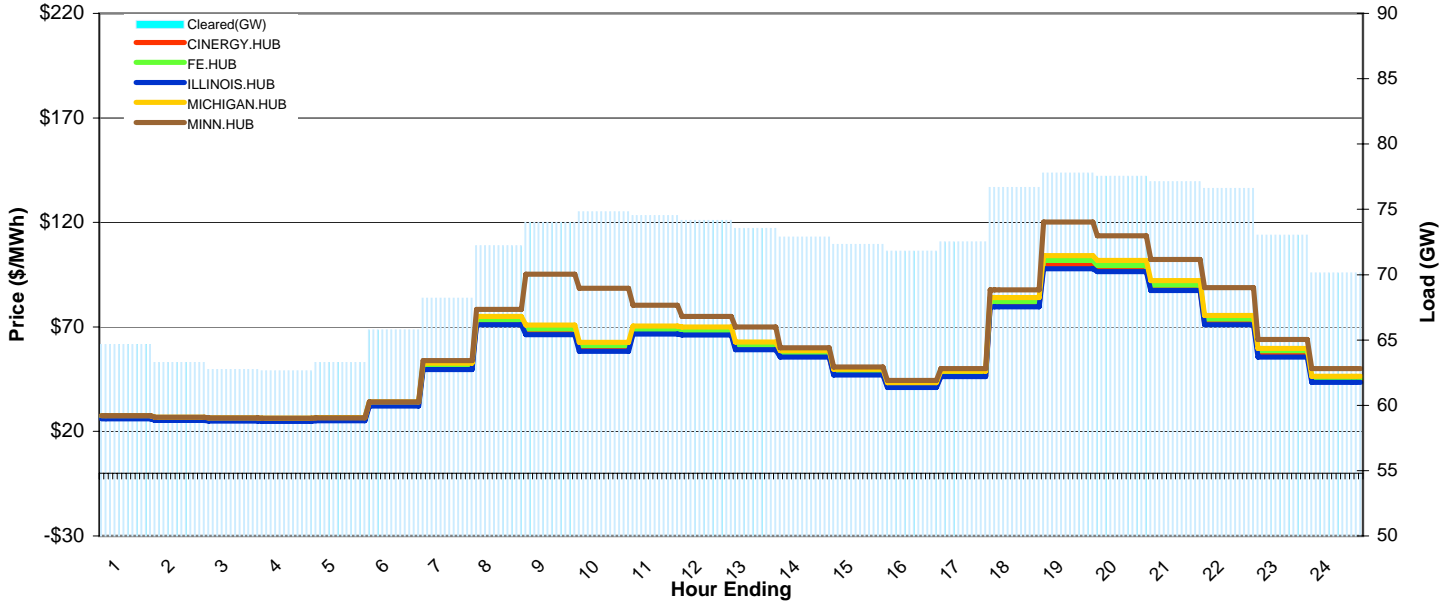
MISO Daily Report

Delivery Day: Wednesday, January 2, 2008

Price Color Codes: ≤0 ≥100 ≥200

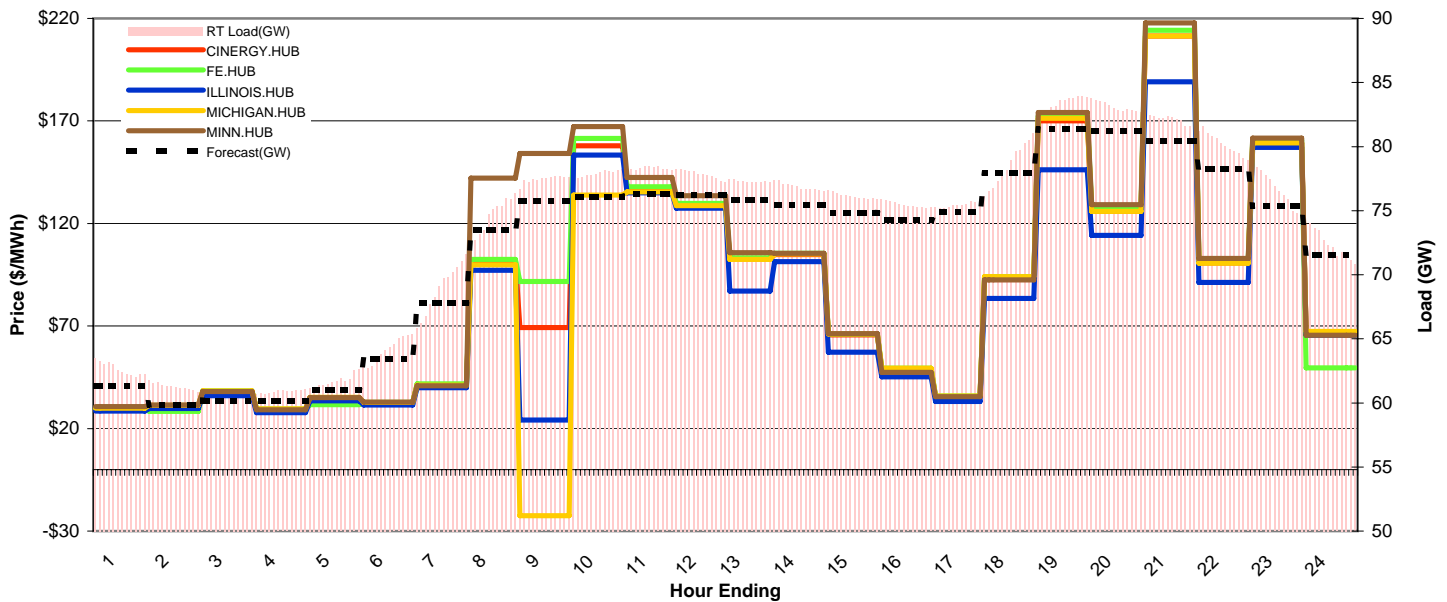
Day-Ahead Prices and Cleared Load

	HE1	HE2	HE3	HE4	HE5	HE6	HE7	HE8	HE9	HE10	HE11	HE12	HE13	HE14	HE15	HE16	HE17	HE18	HE19	HE20	HE21	HE22	HE23	HE24
CINERGY.HUB	26.49	25.82	25.56	25.37	25.61	33.09	50.93	71.74	67.44	59.56	67.25	66.81	59.90	56.10	47.50	41.43	46.72	80.37	99.81	97.33	88.17	72.10	57.53	44.67
FE.HUB	27.01	26.30	26.03	25.82	26.08	33.50	51.39	73.27	69.12	61.10	68.74	68.26	61.24	57.28	48.51	42.31	47.71	82.04	101.74	99.42	90.09	73.73	58.66	45.55
ILLINOIS.HUB	25.98	25.30	25.03	24.84	25.04	32.14	49.57	71.08	66.37	58.36	66.61	66.08	59.16	55.57	47.05	41.04	46.28	79.59	97.80	96.39	87.35	71.00	55.57	43.44
MICHIGAN.HUB	27.54	26.81	26.54	26.32	26.58	34.15	52.66	75.09	70.88	62.60	70.36	69.99	62.84	58.71	49.73	43.38	48.90	84.06	104.16	101.77	92.23	75.45	59.76	46.39
MINN.HUB	27.50	26.78	26.50	26.29	26.52	34.08	53.87	78.37	95.22	88.50	80.32	75.04	69.98	60.05	50.85	44.35	50.01	87.70	120.20	113.56	102.29	88.79	64.03	50.00
Cleared(GW)	64.6	63.3	62.7	62.6	63.3	65.8	68.2	72.2	74.0	74.8	74.5	74.1	73.5	72.9	72.3	71.8	72.5	76.7	77.8	77.5	77.1	76.6	73.0	70.1



Preliminary Real-Time Prices with Forecasted and Actual System Load

	HE1	HE2	HE3	HE4	HE5	HE6	HE7	HE8	HE9	HE10	HE11	HE12	HE13	HE14	HE15	HE16	HE17	HE18	HE19	HE20	HE21	HE22	HE23	HE24
CINERGY.HUB	29.65	31.05	38.02	29.19	34.87	32.61	41.47	102.05	69.26	157.82	137.36	129.25	102.82	104.84	65.67	48.95	35.55	92.72	170.04	125.95	211.34	100.73	159.21	67.01
FE.HUB	29.75	28.39	38.29	29.38	31.57	32.76	41.74	102.45	91.67	161.54	137.90	129.74	103.23	105.49	66.15	49.36	35.89	94.12	172.44	127.76	214.19	102.04	160.74	49.65
ILLINOIS.HUB	28.59	29.76	35.94	27.79	33.44	31.41	39.98	97.26	24.09	153.42	135.00	127.39	87.01	101.40	57.17	45.27	33.18	83.43	146.20	114.25	189.04	91.30	157.13	65.56
MICHIGAN.HUB	29.95	31.34	38.33	29.54	35.20	32.76	41.13	99.88	-22.52	133.80	135.43	128.73	102.53	105.16	66.16	49.36	35.79	94.05	171.24	125.96	211.49	100.57	159.37	67.42
MINN.HUB	30.63	31.51	38.08	29.20	35.10	32.85	40.89	142.15	154.21	167.27	142.43	133.47	105.73	105.53	66.36	47.47	35.50	92.50	174.14	129.12	217.87	102.89	161.59	65.43
Forecasted(GW)	61.3	59.8	60.2	60.1	61.0	63.4	67.8	73.5	75.8	76.1	76.3	76.2	75.8	75.4	74.8	74.3	74.9	77.9	81.4	81.2	80.4	78.2	75.4	71.6
(RT) - (DA Load)	-1.98	-1.98	-2.06	-1.76	-1.56	-1.63	0.71	2.35	3.46	3.08	3.78	3.70	3.77	4.02	3.84	3.67	2.93	1.90	5.52	5.59	5.00	3.64	3.63	2.27



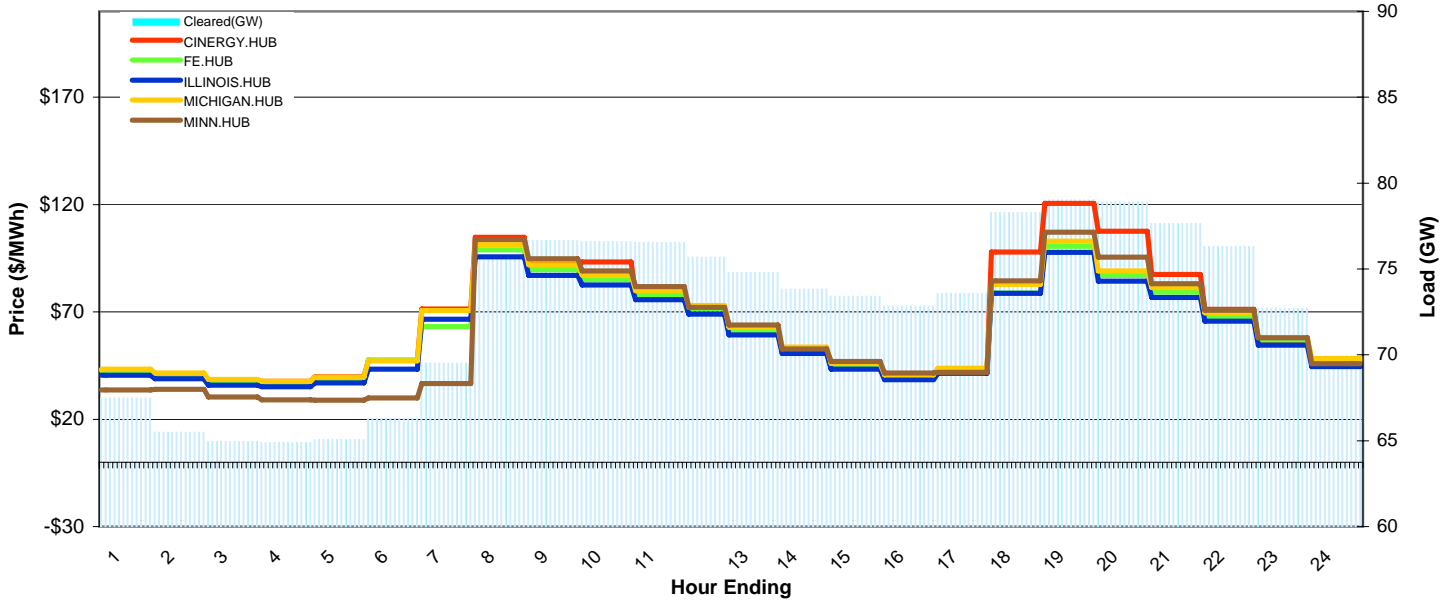
MISO Daily Report

Delivery Day: Thursday, January 3, 2008

Price Color Codes: ≤0 ≥100 ≥200

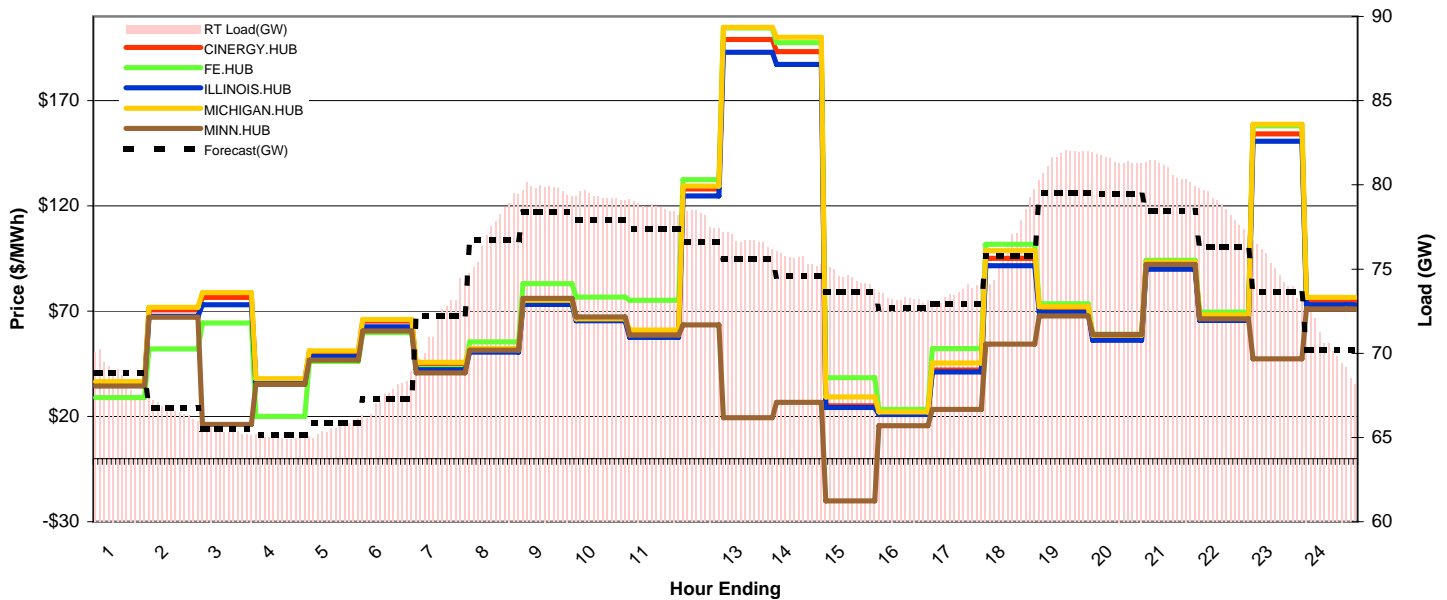
Day-Ahead Prices and Cleared Load

	HE1	HE2	HE3	HE4	HE5	HE6	HE7	HE8	HE9	HE10	HE11	HE12	HE13	HE14	HE15	HE16	HE17	HE18	HE19	HE20	HE21	HE22	HE23	HE24
CINERGY.HUB	42.54	40.54	37.71	37.62	39.83	47.39	71.33	104.69	92.17	93.33	77.98	71.53	60.00	51.51	43.88	38.84	42.05	97.88	120.60	107.66	87.52	71.20	56.00	46.51
FE.HUB	42.78	40.82	37.06	35.93	37.52	47.60	63.19	98.92	89.67	84.97	77.96	71.52	61.28	52.63	44.82	39.63	42.95	78.84	100.53	87.00	79.23	67.82	56.96	47.31
ILLINOIS.HUB	40.53	38.86	35.94	35.18	36.90	43.37	66.61	95.69	87.09	82.59	75.70	68.96	59.33	50.63	43.37	38.35	41.47	78.62	97.80	84.33	76.76	65.64	54.48	44.51
MICHIGAN.HUB	43.38	41.49	38.59	37.69	39.68	47.17	70.65	101.39	91.91	87.13	79.88	72.95	62.80	53.65	45.97	40.70	43.86	82.87	102.97	89.17	81.29	69.54	58.08	48.23
MINN.HUB	33.72	33.89	30.44	28.97	28.89	30.00	36.64	103.65	94.84	89.13	81.74	72.16	63.98	52.78	46.94	41.51	41.79	84.53	107.15	95.51	83.13	70.79	58.01	45.89
Cleared(GW)	67.5	65.5	65.0	64.9	65.1	66.3	69.5	75.6	76.7	76.6	76.5	75.7	74.8	73.8	73.4	72.8	73.6	78.3	79.0	78.9	77.7	76.3	72.7	69.9



Preliminary Real-Time Prices with Forecasted and Actual System Load

	HE1	HE2	HE3	HE4	HE5	HE6	HE7	HE8	HE9	HE10	HE11	HE12	HE13	HE14	HE15	HE16	HE17	HE18	HE19	HE20	HE21	HE22	HE23	HE24
CINERGY.HUB	36.05	70.59	76.48	37.49	50.37	65.34	44.28	52.08	75.38	67.02	59.15	128.04	199.12	193.26	25.07	21.40	42.07	95.13	70.92	57.53	92.03	66.82	154.25	75.20
FE.HUB	29.02	52.11	64.33	20.05	46.17	59.85	42.84	55.46	83.16	76.64	75.13	132.50	204.53	197.56	38.36	23.33	52.22	101.79	73.49	59.11	94.12	69.55	158.05	71.73
ILLINOIS.HUB	34.84	67.63	73.08	35.93	48.48	62.50	42.24	50.51	73.25	65.38	57.58	124.80	193.04	187.19	24.22	20.95	41.15	91.63	69.37	56.22	89.97	65.66	150.71	73.09
MICHIGAN.HUB	36.57	71.88	78.83	38.00	51.11	66.11	45.75	52.25	75.24	66.44	61.06	129.45	204.87	200.19	29.25	22.20	45.38	98.69	72.08	58.62	93.34	68.24	158.76	76.50
MINN.HUB	34.47	67.15	16.14	35.26	46.77	60.55	40.62	51.52	76.11	67.23	58.61	63.46	19.42	26.76	-20.08	15.53	23.42	54.40	67.67	58.93	92.23	66.43	47.44	71.14
Forecasted(GW)	68.8	66.8	65.5	65.2	65.8	67.2	72.2	76.7	78.4	77.9	77.4	76.6	75.6	74.6	73.6	72.7	72.9	75.8	79.5	79.4	78.5	76.3	73.6	70.2
(RT) - (DA Load)	1.16	1.14	0.47	0.11	0.46	1.17	2.43	1.76	3.10	2.69	2.15	2.35	1.90	1.77	1.08	0.40	-0.06	-1.67	2.56	2.57	3.12	2.26	2.19	0.46



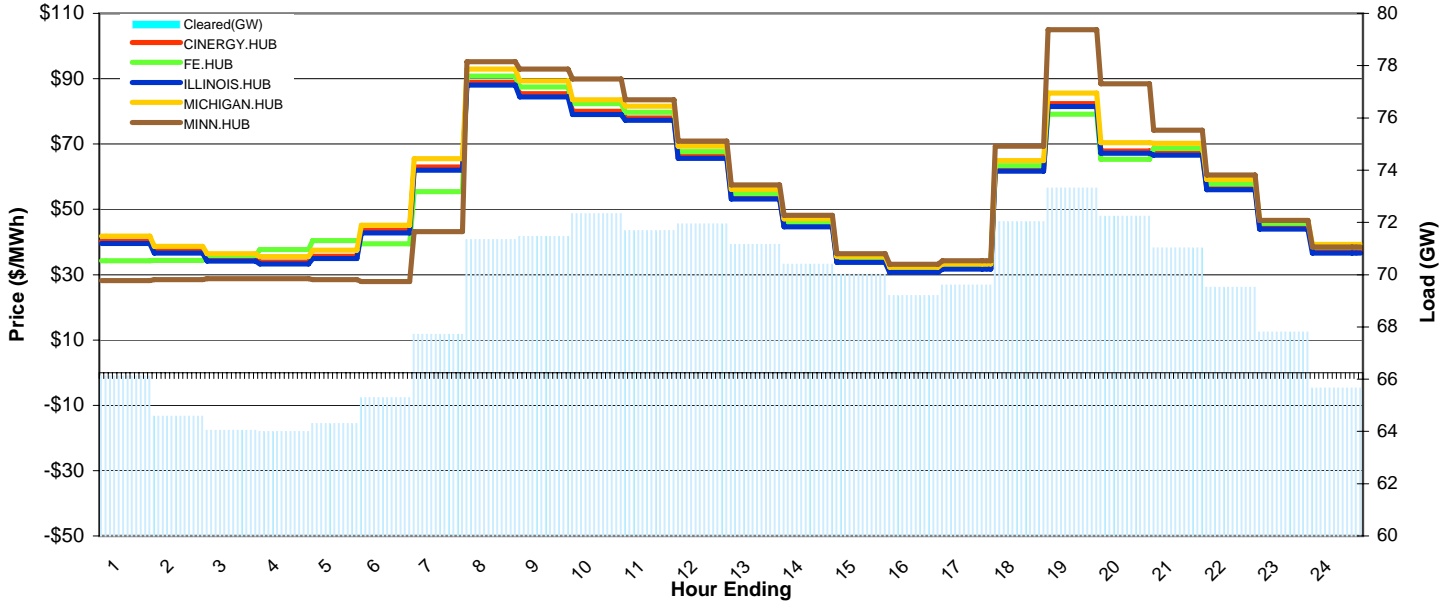
MISO Daily Report

Delivery Day: Friday, January 4, 2008

Price Color Codes: <=0 >=100 >=200

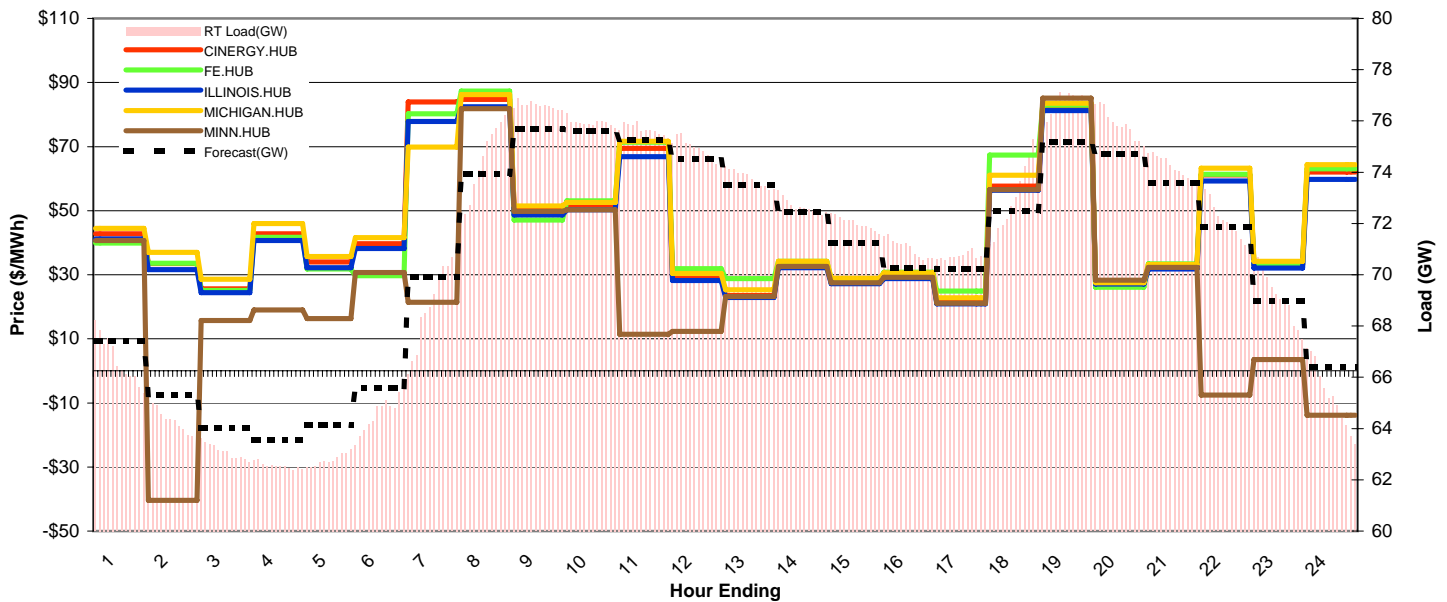
Day-Ahead Prices and Cleared Load

	HE1	HE2	HE3	HE4	HE5	HE6	HE7	HE8	HE9	HE10	HE11	HE12	HE13	HE14	HE15	HE16	HE17	HE18	HE19	HE20	HE21	HE22	HE23	HE24
CINERGY.HUB	40.26	37.36	34.74	33.83	35.61	43.60	62.98	88.79	85.40	80.00	77.92	66.18	53.63	45.00	34.03	31.01	32.03	62.28	82.38	67.90	67.29	56.57	45.00	37.87
FE.HUB	34.31	34.37	35.82	37.68	40.45	39.48	55.42	90.79	87.50	82.36	79.68	67.67	54.83	46.01	34.51	31.68	32.71	63.41	79.15	65.29	68.69	57.77	45.77	38.52
ILLINOIS.HUB	39.55	36.57	34.15	33.29	34.96	42.74	62.01	88.07	84.42	79.03	77.25	65.65	53.19	44.63	33.74	30.73	31.72	61.66	81.46	67.14	66.64	56.04	44.00	36.58
MICHIGAN.HUB	41.79	38.65	36.37	35.56	37.52	45.18	65.48	93.00	89.32	83.56	81.59	69.31	56.08	47.10	35.51	32.34	33.33	64.94	85.60	70.42	70.20	59.16	46.62	39.27
MINN.HUB	28.23	28.53	28.76	28.82	28.52	27.90	43.13	95.16	92.94	89.90	83.52	70.93	57.46	48.22	36.44	33.19	34.26	69.29	105.00	88.45	74.26	60.56	46.57	38.43
Cleared(GW)	66.1	64.6	64.0	64.0	64.3	65.3	67.7	71.3	71.5	72.3	71.7	71.9	71.2	70.4	70.0	69.2	69.6	72.0	73.3	72.2	71.0	69.5	67.8	65.7



Preliminary Real-Time Prices with Forecasted and Actual System Load

	HE1	HE2	HE3	HE4	HE5	HE6	HE7	HE8	HE9	HE10	HE11	HE12	HE13	HE14	HE15	HE16	HE17	HE18	HE19	HE20	HE21	HE22	HE23	HE24
CINERGY.HUB	42.82	33.46	25.62	42.77	33.99	39.68	83.92	84.78	51.04	51.92	69.50	29.01	23.55	32.96	27.78	29.41	21.42	57.70	82.59	27.57	32.50	61.14	33.08	62.01
FE.HUB	39.89	33.59	25.07	41.67	31.80	29.74	80.19	87.33	47.11	53.12	71.31	31.93	28.81	34.18	28.61	30.84	24.92	67.35	82.95	26.13	33.36	61.32	33.29	63.07
ILLINOIS.HUB	41.22	31.55	24.39	40.64	32.22	38.15	77.84	82.40	48.65	50.30	66.90	28.16	22.95	32.16	27.18	28.79	20.95	56.39	81.20	27.11	31.84	59.30	32.11	59.76
MICHIGAN.HUB	44.50	36.96	28.64	45.98	35.72	41.55	69.87	86.27	51.43	52.54	71.61	30.40	25.29	34.22	28.92	30.57	22.81	61.05	83.52	27.55	33.22	63.23	34.18	64.33
MINN.HUB	40.67	-40.41	15.72	19.06	16.30	30.66	21.39	81.80	49.81	50.29	11.43	12.35	23.22	32.57	27.51	29.20	21.10	56.60	85.16	28.27	32.30	-7.54	3.57	-13.86
Forecasted(GW)	67.4	65.3	64.0	63.5	64.1	65.6	69.9	73.9	75.7	75.6	75.3	74.5	73.5	72.5	71.2	70.3	70.2	72.5	75.2	74.7	73.6	71.9	69.0	66.4
(RT) - (DA Load)	0.54	-0.25	-0.94	-1.43	-1.53	-0.70	1.22	3.19	5.13	3.59	3.99	2.97	2.61	2.27	2.00	1.85	1.15	1.08	3.36	3.66	3.17	2.67	1.43	-0.35



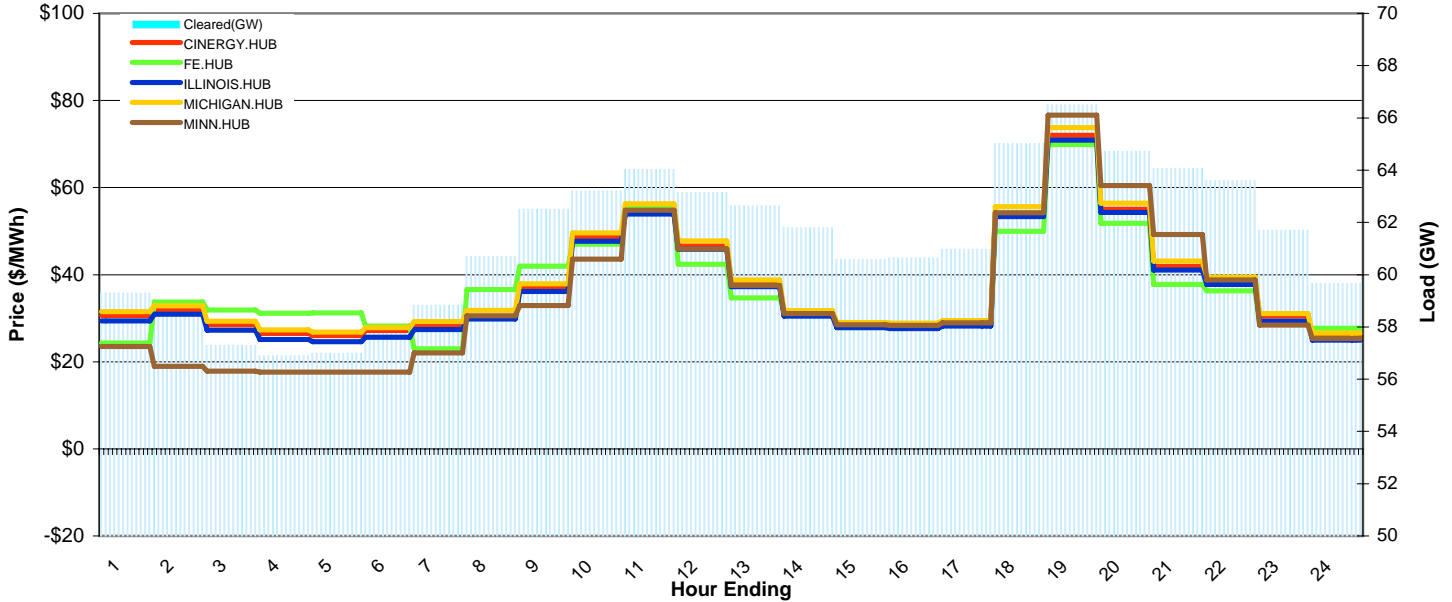
MISO Daily Report

Delivery Day: Saturday, January 5, 2008

Price Color Codes: ≤0 ≥100 ≥200

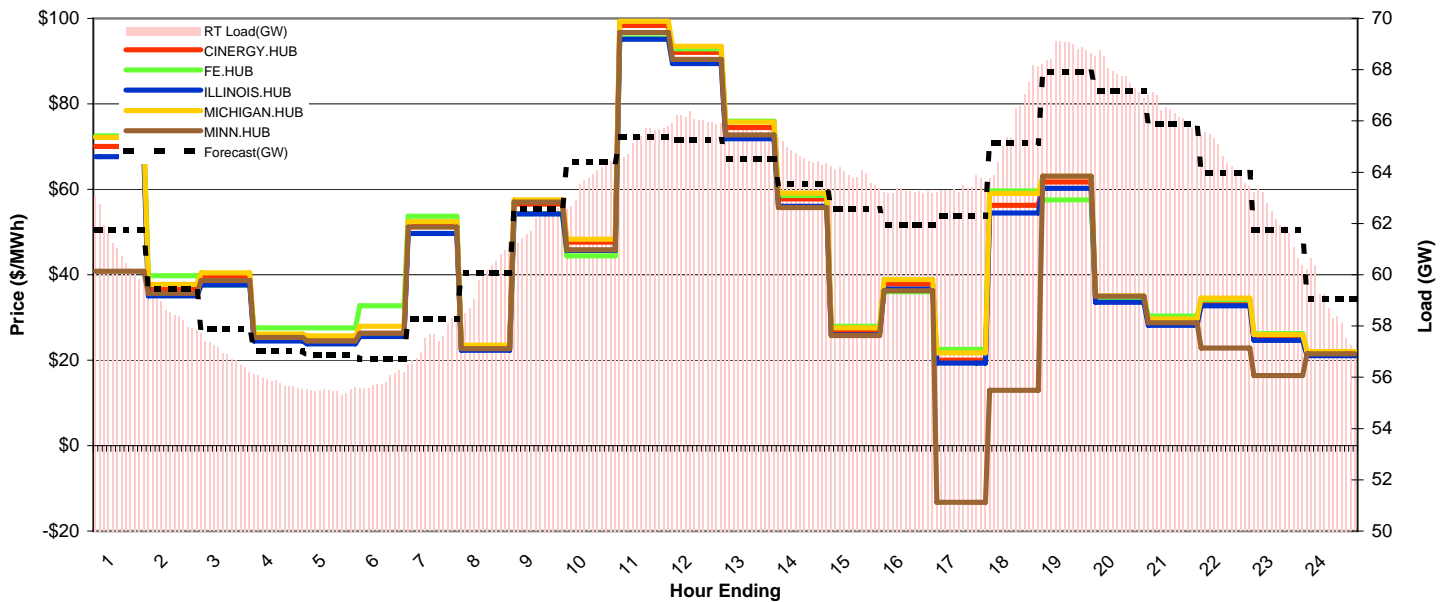
Day-Ahead Prices and Cleared Load

	HE1	HE2	HE3	HE4	HE5	HE6	HE7	HE8	HE9	HE10	HE11	HE12	HE13	HE14	HE15	HE16	HE17	HE18	HE19	HE20	HE21	HE22	HE23	HE24
CINERGY.HUB	30.60	32.00	28.47	26.50	25.98	27.16	28.48	30.00	36.80	48.81	54.69	46.56	37.73	30.89	28.18	28.00	28.61	54.04	72.03	55.00	41.89	38.62	30.47	25.81
FE.HUB	24.29	33.71	31.87	31.16	31.21	28.18	22.99	36.60	41.95	47.00	55.59	42.38	34.70	31.64	27.81	28.63	28.44	49.95	69.84	51.78	37.77	36.28	28.58	27.71
ILLINOIS.HUB	29.41	30.90	27.22	25.15	24.58	25.62	27.43	29.82	36.13	47.71	53.95	45.86	37.25	30.48	27.81	27.64	28.24	53.31	70.88	54.28	41.08	37.77	29.29	24.96
MICHIGAN.HUB	31.53	32.85	29.32	27.33	26.81	27.82	29.23	31.81	37.93	49.58	56.27	47.78	38.81	31.76	28.99	28.84	29.44	55.62	73.77	56.42	43.14	39.43	31.04	26.59
MINN.HUB	23.51	18.98	17.87	17.65	17.62	17.66	22.00	30.54	32.89	43.57	54.80	45.95	37.52	31.05	28.50	28.32	28.93	54.20	76.63	60.48	49.23	38.78	28.43	25.36
Cleared(GW)	59.3	58.4	57.3	56.9	57.0	58.1	58.8	60.7	62.5	63.2	64.0	63.1	62.6	61.8	60.6	60.6	61.0	65.0	66.5	64.7	64.1	63.6	61.7	59.7



Preliminary Real-Time Prices with Forecasted and Actual System Load

	HE1	HE2	HE3	HE4	HE5	HE6	HE7	HE8	HE9	HE10	HE11	HE12	HE13	HE14	HE15	HE16	HE17	HE18	HE19	HE20	HE21	HE22	HE23	HE24
CINERGY.HUB	70.04	36.52	39.54	25.42	24.56	26.32	51.33	23.02	56.53	47.66	98.32	92.05	74.44	57.73	26.73	37.81	20.01	56.23	61.73	34.35	28.77	33.42	25.11	21.50
FE.HUB	72.49	39.81	37.61	27.54	27.57	32.73	53.68	22.71	54.29	44.44	95.45	92.89	75.94	58.58	27.94	36.06	22.53	59.66	57.52	34.42	30.33	34.12	26.24	22.05
ILLINOIS.HUB	67.63	35.04	37.58	24.50	23.83	25.53	49.69	22.34	54.23	45.73	95.14	89.41	71.83	56.05	25.92	36.63	19.33	54.48	60.26	33.58	28.13	32.71	24.62	21.07
MICHIGAN.HUB	72.11	37.73	40.44	26.13	25.72	27.93	52.47	23.49	57.56	48.28	99.34	93.45	75.75	59.08	27.55	38.91	21.75	59.02	63.09	35.09	29.70	34.54	26.00	22.03
MINN.HUB	40.84	35.66	38.64	25.29	24.48	26.32	51.13	22.71	56.97	45.88	96.70	90.44	72.72	55.71	25.77	36.26	-13.28	12.95	63.04	34.99	28.76	22.88	16.38	21.49
Forecasted(GW)	61.7	59.4	57.9	57.0	56.9	56.7	58.3	60.1	62.6	64.4	65.4	65.3	64.5	63.6	62.6	61.9	62.3	65.2	67.9	67.2	65.9	64.0	61.8	59.1
(RT) - (DA Load)	1.77	0.12	-0.37	-1.08	-1.51	-2.22	-1.36	-0.81	-0.50	0.50	1.31	2.92	3.01	2.89	3.30	2.61	2.46	0.97	2.30	3.11	2.32	0.99	0.37	-0.91



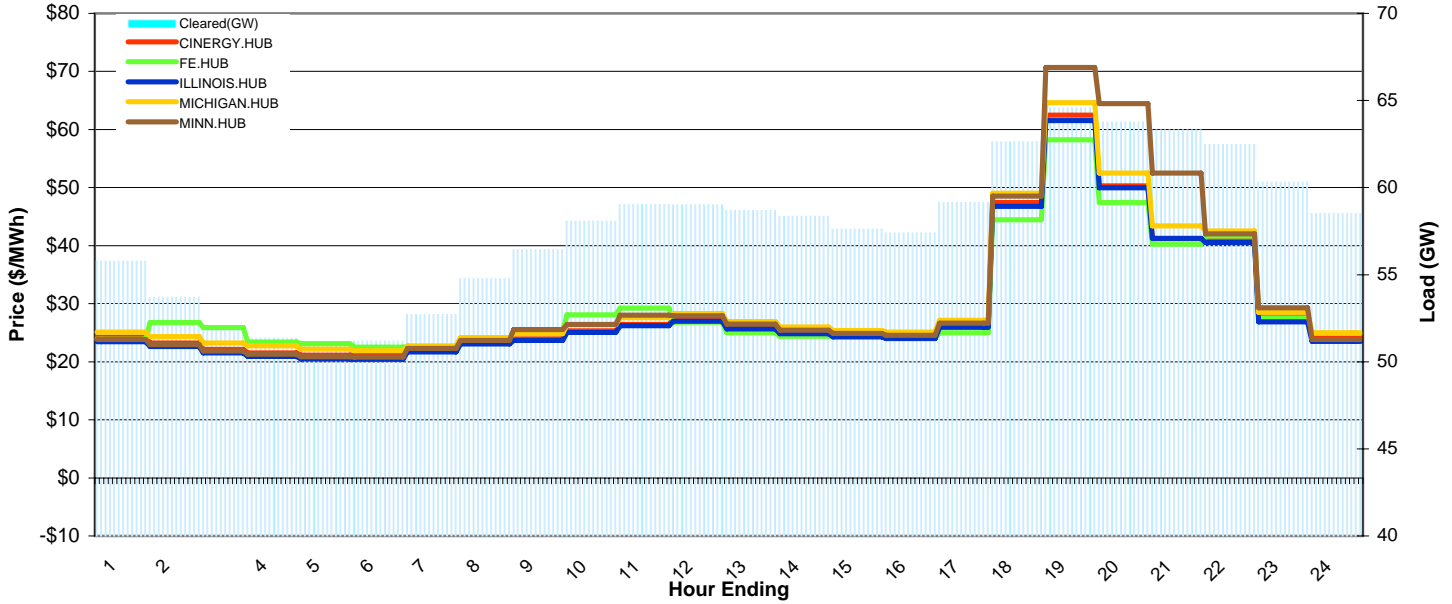
MISO Daily Report

Delivery Day: Sunday, January 6, 2008

Price Color Codes: ≤0 ≥100 ≥200

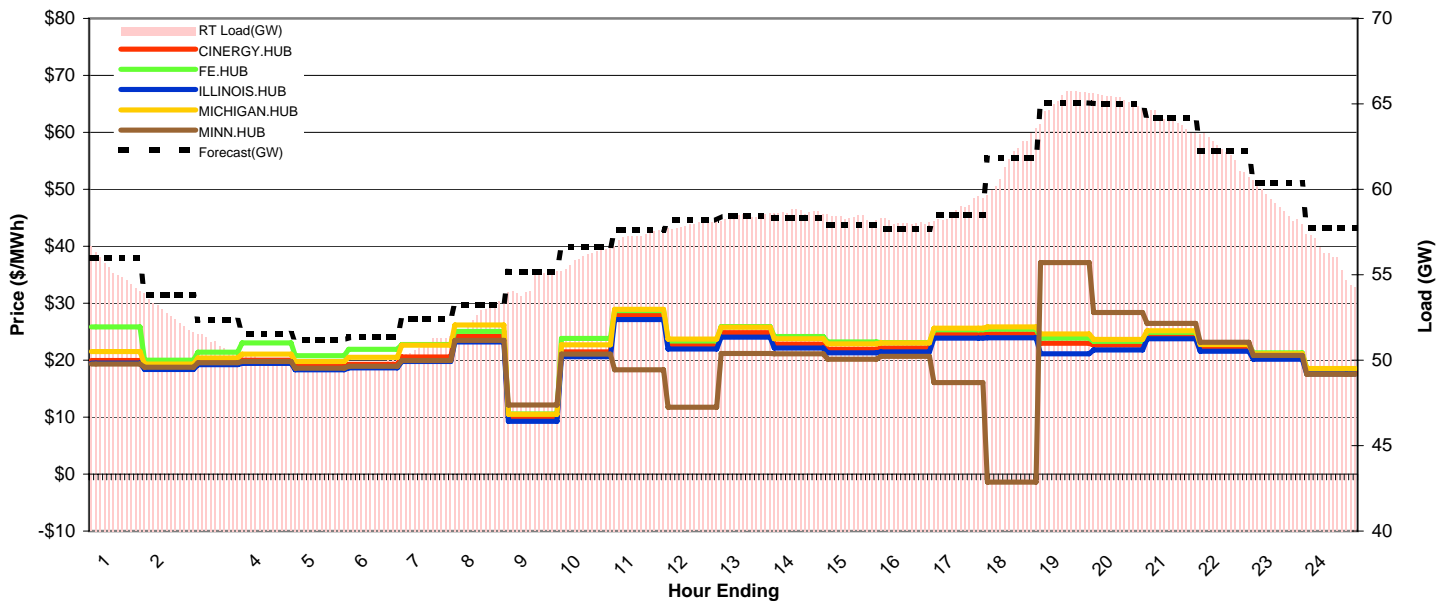
Day-Ahead Prices and Cleared Load

	HE1	HE2	HE3	HE4	HE5	HE6	HE7	HE8	HE9	HE10	HE11	HE12	HE13	HE14	HE15	HE16	HE17	HE18	HE19	HE20	HE21	HE22	HE23	HE24
CINERGY.HUB	24.20	23.24	22.13	21.54	21.12	21.24	22.04	23.37	23.93	25.31	26.42	27.38	26.04	25.15	24.59	24.30	26.29	47.44	62.50	50.31	41.21	41.13	27.71	24.35
FE.HUB	23.91	26.76	25.87	23.40	23.15	22.52	22.59	23.96	25.31	28.11	29.26	26.81	24.98	24.41	24.03	24.98	44.47	58.21	47.42	40.24	41.62	27.54	24.91	
ILLINOIS.HUB	23.48	22.62	21.54	20.93	20.46	20.41	21.70	23.09	23.67	25.05	26.19	26.98	25.68	24.85	24.27	23.99	25.94	46.74	61.52	49.94	41.26	40.53	26.85	23.49
MICHIGAN.HUB	25.12	24.32	23.26	22.72	22.18	21.92	22.76	24.15	24.82	26.35	27.58	28.28	26.90	26.00	25.37	25.08	27.14	49.02	64.65	52.52	43.43	42.51	28.55	24.99
MINN.HUB	23.82	22.94	21.88	21.33	20.88	20.83	22.31	23.66	25.54	26.43	28.03	27.93	26.50	25.46	24.87	24.58	26.66	48.51	70.71	64.46	52.52	42.04	29.29	23.82
Cleared(GW)	55.8	53.7	52.0	51.4	51.0	51.2	52.7	54.8	56.4	58.1	59.0	59.0	58.7	58.3	57.6	57.4	59.1	62.6	64.6	63.8	63.3	62.5	60.3	58.5



Preliminary Real-Time Prices with Forecasted and Actual System Load

	HE1	HE2	HE3	HE4	HE5	HE6	HE7	HE8	HE9	HE10	HE11	HE12	HE13	HE14	HE15	HE16	HE17	HE18	HE19	HE20	HE21	HE22	HE23	HE24
CINERGY.HUB	19.96	18.88	19.72	19.98	18.87	19.26	20.56	24.16	9.97	21.44	28.01	22.67	24.85	22.82	21.92	22.16	24.64	24.61	22.95	22.64	24.28	22.05	20.56	18.05
FE.HUB	25.85	19.99	21.43	23.06	20.77	21.89	22.75	25.04	10.54	23.84	28.72	23.35	25.91	24.17	23.19	23.07	25.33	25.44	23.85	23.30	24.91	22.80	21.28	18.47
ILLINOIS.HUB	19.47	18.39	19.20	19.42	18.30	18.64	19.78	23.23	9.27	20.62	27.16	21.96	24.07	22.13	21.27	21.48	23.90	23.95	21.11	21.81	23.77	21.60	20.15	17.58
MICHIGAN.HUB	21.49	19.34	20.40	21.08	19.79	20.52	22.65	26.20	10.52	22.68	28.92	23.69	25.76	23.78	22.89	23.01	25.59	25.83	24.58	23.63	25.15	22.73	21.11	18.53
MINN.HUB	19.30	18.74	19.53	19.77	18.58	18.95	19.92	23.49	12.14	21.07	18.33	11.73	21.20	21.12	20.19	20.68	16.09	-1.38	37.11	28.37	26.44	23.15	20.84	17.54
Forecasted(GW)	55.9	53.8	52.4	51.5	51.2	51.3	52.4	53.2	55.2	56.6	57.6	58.2	58.4	58.3	57.9	57.7	58.5	61.8	65.1	65.0	64.2	62.2	60.4	57.7
(RT) - (DA Load)	-0.57	-1.01	-1.09	-1.27	-1.22	-1.34	-1.80	-2.13	-1.91	-2.03	-1.74	-1.10	-0.28	0.34	0.73	0.67	-0.32	-0.92	0.67	1.50	0.69	-0.31	-1.19	-2.56



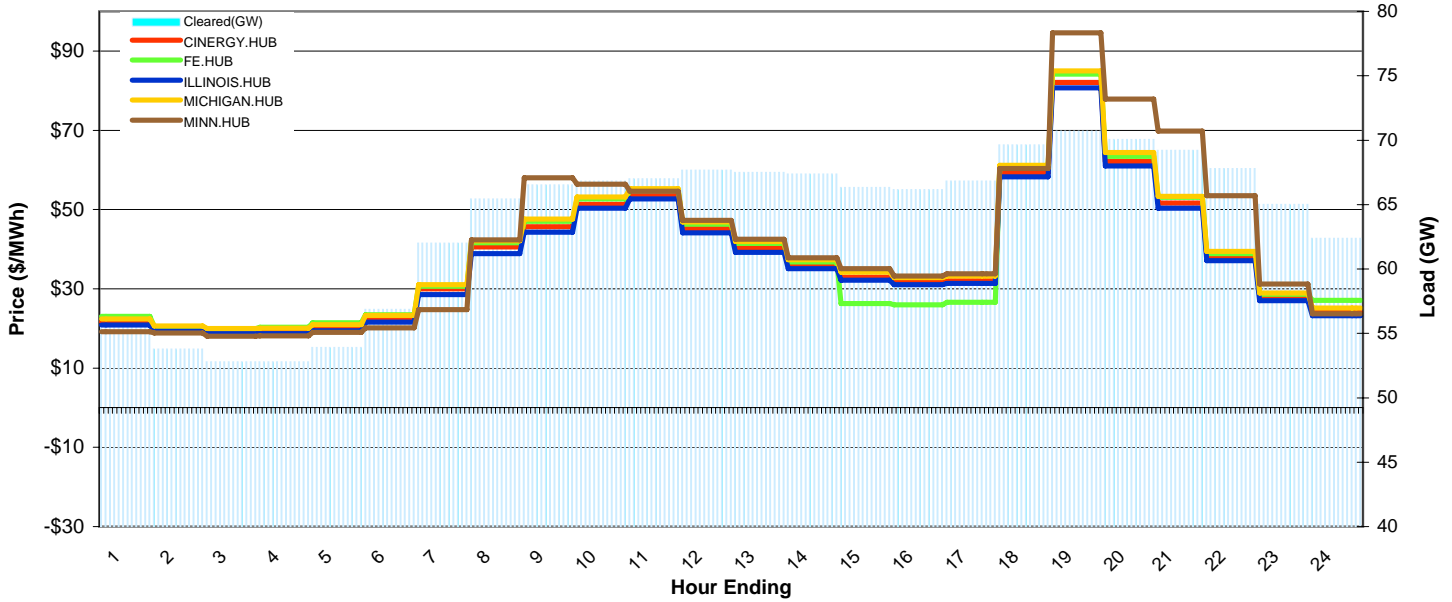
MISO Daily Report

Delivery Day: Monday, January 7, 2008

Price Color Codes: ≤0 ≥100 ≥200

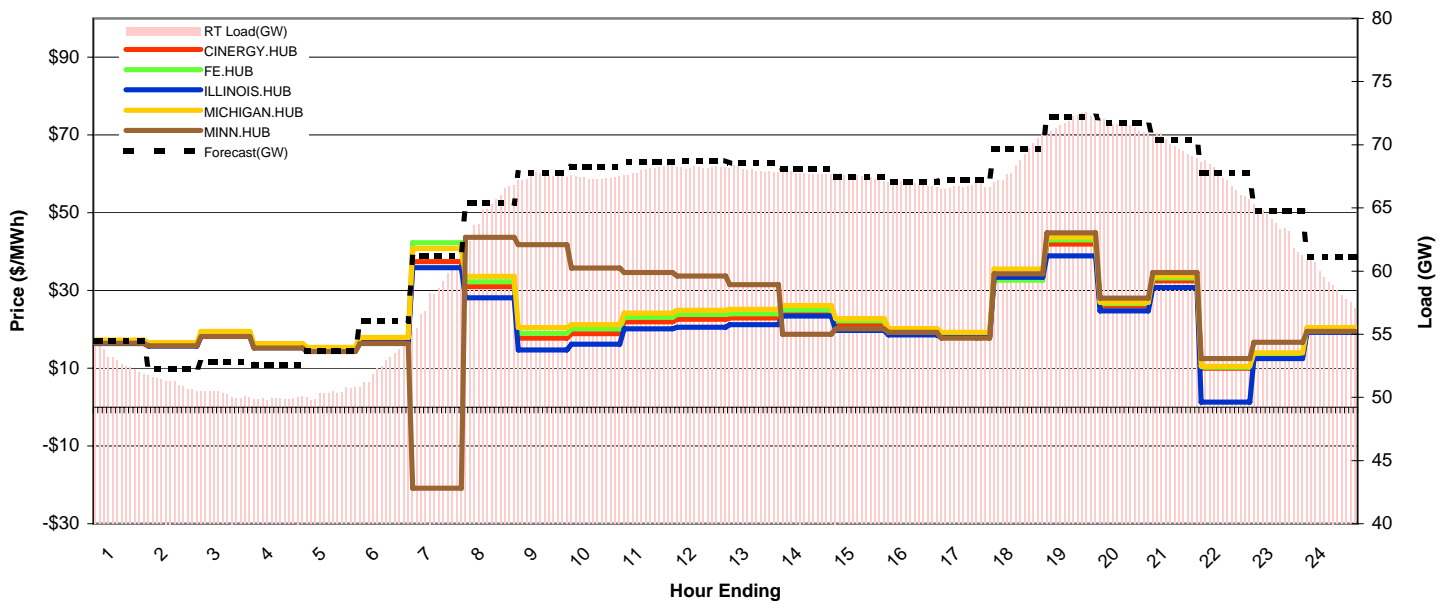
Day-Ahead Prices and Cleared Load

	HE1	HE2	HE3	HE4	HE5	HE6	HE7	HE8	HE9	HE10	HE11	HE12	HE13	HE14	HE15	HE16	HE17	HE18	HE19	HE20	HE21	HE22	HE23	HE24
CINERGY.HUB	21.66	20.06	19.47	19.49	20.28	22.58	30.00	40.56	45.69	51.30	53.48	45.17	40.39	35.97	32.91	31.64	32.00	59.21	82.10	62.13	51.61	38.03	28.15	24.02
FE.HUB	23.04	20.49	19.89	20.30	21.41	23.45	30.63	41.62	47.02	52.65	54.81	46.31	41.43	36.76	26.31	25.92	26.64	60.63	84.18	63.41	53.05	38.90	28.61	27.08
ILLINOIS.HUB	20.86	19.31	18.68	18.72	19.43	21.63	28.58	38.91	44.26	50.36	52.68	44.10	39.16	35.06	32.17	31.05	31.33	58.24	80.74	60.99	50.37	37.13	26.97	23.22
MICHIGAN.HUB	22.44	20.62	20.01	20.09	20.95	23.32	31.03	42.12	47.57	53.15	55.29	46.88	41.95	37.35	34.18	32.78	33.20	61.19	85.01	64.38	53.34	39.44	28.97	25.12
MINN.HUB	19.17	18.86	18.04	18.14	18.99	20.17	24.78	42.37	58.04	56.39	54.66	47.29	42.48	37.83	35.12	33.21	33.81	60.39	94.59	77.90	69.84	53.47	31.22	23.73
Cleared(GW)	55.5	53.8	52.8	52.8	53.9	56.9	62.0	65.4	66.5	66.8	67.0	67.7	67.5	67.4	66.3	66.2	66.8	69.6	70.7	70.1	69.2	67.8	65.0	62.4



Preliminary Real-Time Prices with Forecasted and Actual System Load

	HE1	HE2	HE3	HE4	HE5	HE6	HE7	HE8	HE9	HE10	HE11	HE12	HE13	HE14	HE15	HE16	HE17	HE18	HE19	HE20	HE21	HE22	HE23	HE24
CINERGY.HUB	16.72	16.02	18.71	15.73	14.86	17.06	37.42	31.01	17.76	18.89	21.93	22.62	22.95	24.48	21.30	19.15	18.23	33.84	41.94	25.95	32.49	9.99	13.14	19.77
FE.HUB	16.99	16.37	19.18	16.11	15.21	17.93	42.27	32.24	19.01	20.11	23.13	23.82	24.04	24.97	22.18	19.65	18.73	32.63	43.03	26.61	33.19	10.30	13.58	20.17
ILLINOIS.HUB	16.33	15.66	18.24	15.30	14.43	16.50	35.88	28.09	14.67	16.21	20.13	20.53	21.22	23.41	19.74	18.59	17.93	33.40	38.91	24.72	30.77	1.26	12.51	19.27
MICHIGAN.HUB	17.23	16.56	19.46	16.35	15.40	17.93	40.80	33.66	20.46	21.22	24.15	24.95	25.13	26.14	22.77	20.25	19.25	35.57	43.77	27.01	33.70	10.54	13.97	20.50
MINN.HUB	16.44	15.76	18.13	15.24	14.26	16.36	-20.88	43.65	41.81	35.75	34.62	33.75	31.52	18.70	20.15	19.27	17.79	34.27	44.84	28.05	34.61	12.49	16.66	19.47
Forecasted(GW)	54.5	52.2	52.8	52.6	53.7	56.1	61.2	65.4	67.8	68.3	68.6	68.8	68.5	68.1	67.5	67.1	67.2	69.7	72.2	71.7	70.4	67.8	64.7	61.1
(RT) - (DA Load)	-2.65	-2.66	-2.58	-2.91	-3.58	-4.23	-3.71	-0.61	0.99	0.56	0.97	0.50	0.48	0.36	1.11	0.72	-0.15	-0.95	1.16	1.47	0.69	-0.55	-1.54	-3.30



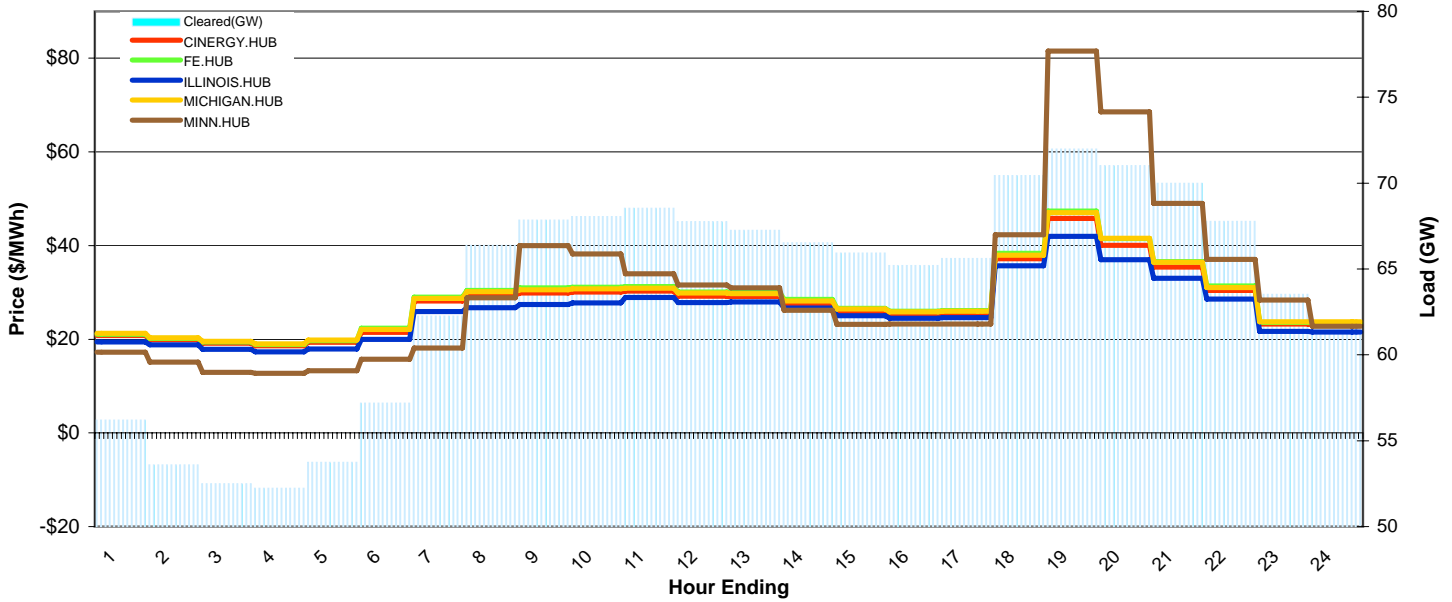
MISO Daily Report

Delivery Day: Tuesday, January 8, 2008

Price Color Codes: ≤0 ≥100 ≥200

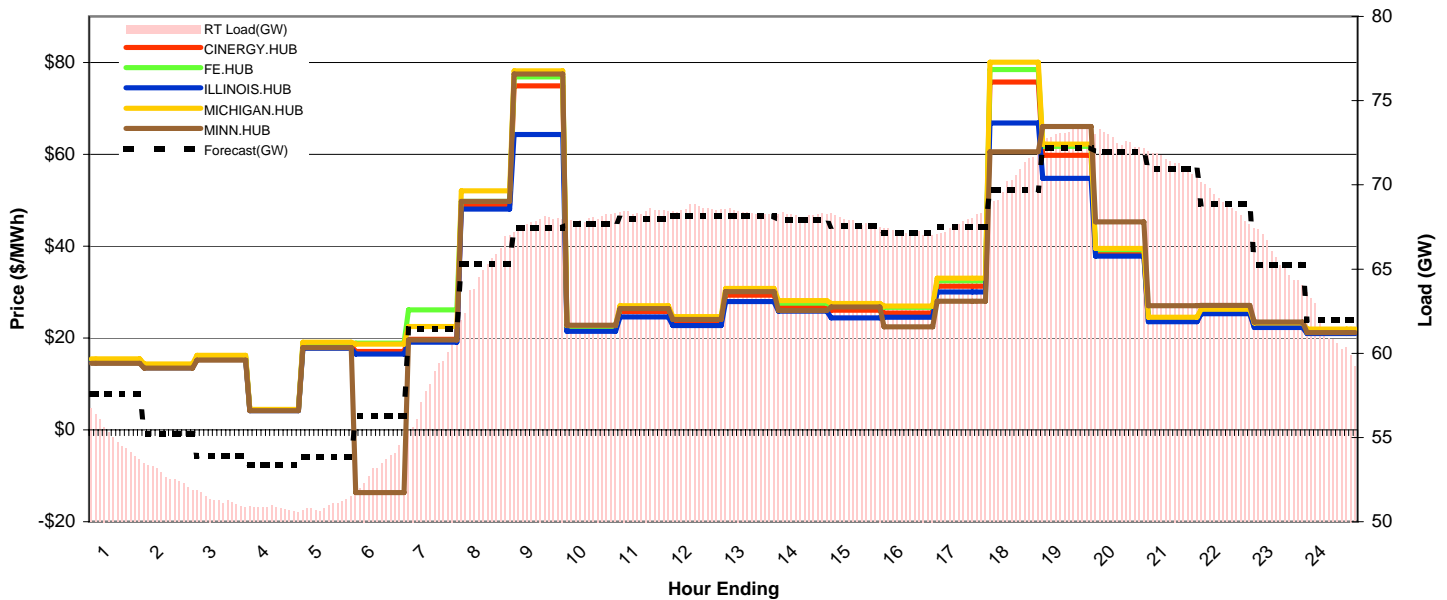
Day-Ahead Prices and Cleared Load

	HE1	HE2	HE3	HE4	HE5	HE6	HE7	HE8	HE9	HE10	HE11	HE12	HE13	HE14	HE15	HE16	HE17	HE18	HE19	HE20	HE21	HE22	HE23	HE24
CINERGY.HUB	20.76	19.87	19.13	18.62	19.37	21.47	28.15	29.40	29.86	30.06	30.26	29.16	29.15	27.65	25.94	25.35	25.50	37.19	45.77	40.07	35.39	30.41	23.22	23.13
FE.HUB	21.07	20.16	19.40	18.85	19.70	22.39	28.96	30.43	30.94	31.12	31.27	30.06	30.01	28.50	26.60	25.99	26.14	38.32	47.35	41.49	36.55	31.35	23.58	23.55
ILLINOIS.HUB	19.41	18.78	17.83	17.28	17.93	19.99	25.93	26.74	27.40	27.79	28.92	27.80	27.96	26.64	25.02	24.50	24.60	35.69	41.98	36.95	33.03	28.58	21.67	21.51
MICHIGAN.HUB	21.25	20.30	19.56	19.02	19.82	22.07	28.73	30.15	30.59	30.74	30.91	29.85	29.76	28.19	26.46	25.84	26.00	37.96	47.00	41.57	36.45	31.03	23.75	23.72
MINN.HUB	17.25	15.15	12.93	12.75	13.30	15.71	18.10	28.86	40.00	38.22	34.00	31.61	31.00	26.20	23.18	23.27	23.23	42.28	81.50	68.52	49.03	37.08	28.40	22.74
Cleared(GW)	56.2	53.6	52.5	52.2	53.7	57.2	62.3	66.4	67.9	68.1	68.5	67.8	67.3	66.5	65.9	65.2	65.6	70.4	72.0	71.0	70.0	67.8	63.5	61.4



Preliminary Real-Time Prices with Forecasted and Actual System Load

	HE1	HE2	HE3	HE4	HE5	HE6	HE7	HE8	HE9	HE10	HE11	HE12	HE13	HE14	HE15	HE16	HE17	HE18	HE19	HE20	HE21	HE22	HE23	HE24
CINERGY.HUB	14.99	13.84	15.70	4.29	18.31	17.03	19.74	48.94	74.91	21.71	25.77	23.52	29.35	26.66	26.08	25.45	31.25	75.73	59.76	38.18	23.72	25.40	22.51	21.25
FE.HUB	15.25	14.05	15.93	4.36	18.69	18.90	26.10	49.73	76.84	22.32	26.55	24.25	30.26	27.55	26.94	26.68	32.44	78.46	61.70	39.20	24.36	26.06	23.07	21.67
ILLINOIS.HUB	14.64	13.51	15.29	4.17	17.79	16.50	19.08	48.06	64.32	21.43	24.61	22.71	27.91	25.84	24.36	24.55	30.03	66.77	54.75	37.83	23.56	25.26	22.28	20.96
MICHIGAN.HUB	15.46	14.32	16.23	4.47	19.06	18.69	22.48	52.02	78.14	22.70	27.01	24.66	30.82	28.17	27.54	26.97	33.03	80.07	62.21	39.49	24.53	26.27	23.27	21.96
MINN.HUB	14.47	13.47	15.15	4.16	17.89	-13.63	19.54	49.75	77.43	22.79	26.41	24.06	30.06	25.97	26.76	22.41	27.97	60.52	66.03	45.27	27.04	27.10	23.48	21.20
Forecasted(GW)	57.6	55.2	53.9	53.3	53.9	56.2	61.4	65.3	67.5	67.7	68.0	68.1	68.1	67.9	67.5	67.2	67.5	69.7	72.2	72.0	70.9	68.9	65.3	62.0
(RT) - (DA Load)	-1.19	-0.90	-1.24	-1.45	-2.79	-3.90	-3.91	-1.53	-0.05	-0.04	-0.14	0.81	1.09	1.68	1.89	1.98	2.10	-0.05	1.02	1.62	1.31	1.14	2.12	-0.14



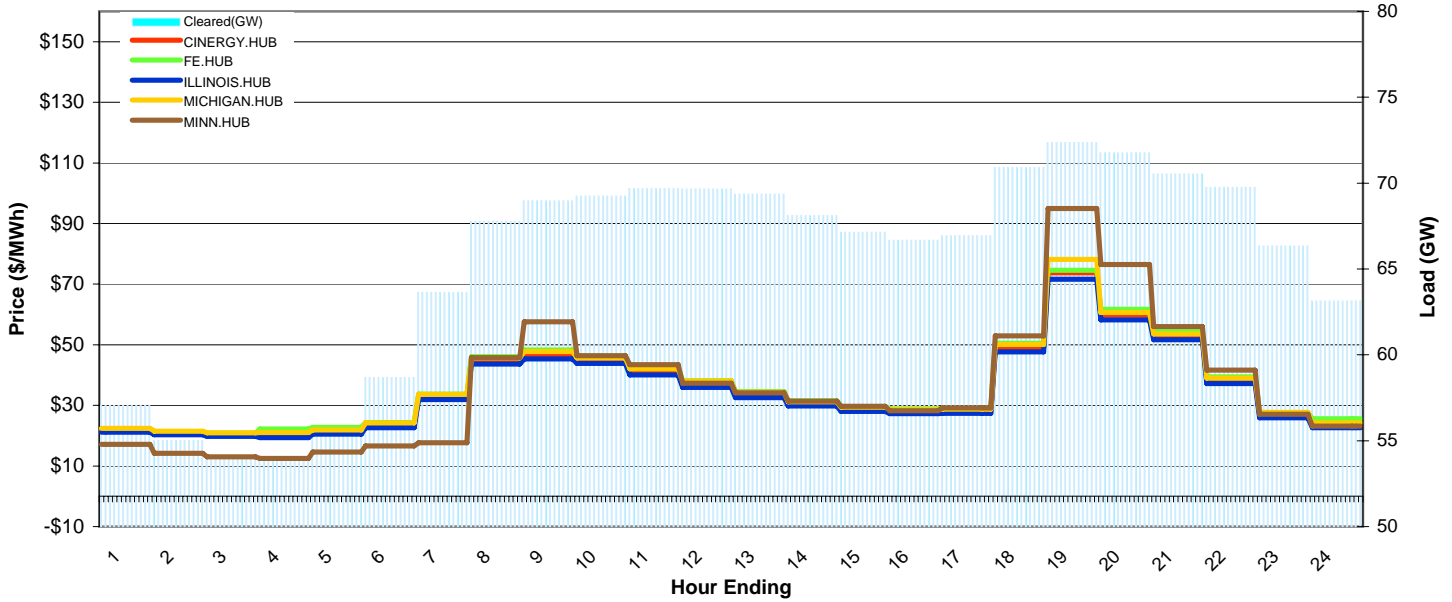
MISO Daily Report

Delivery Day: Wednesday, January 9, 2008

Price Color Codes: ≤0 ≥100 ≥200

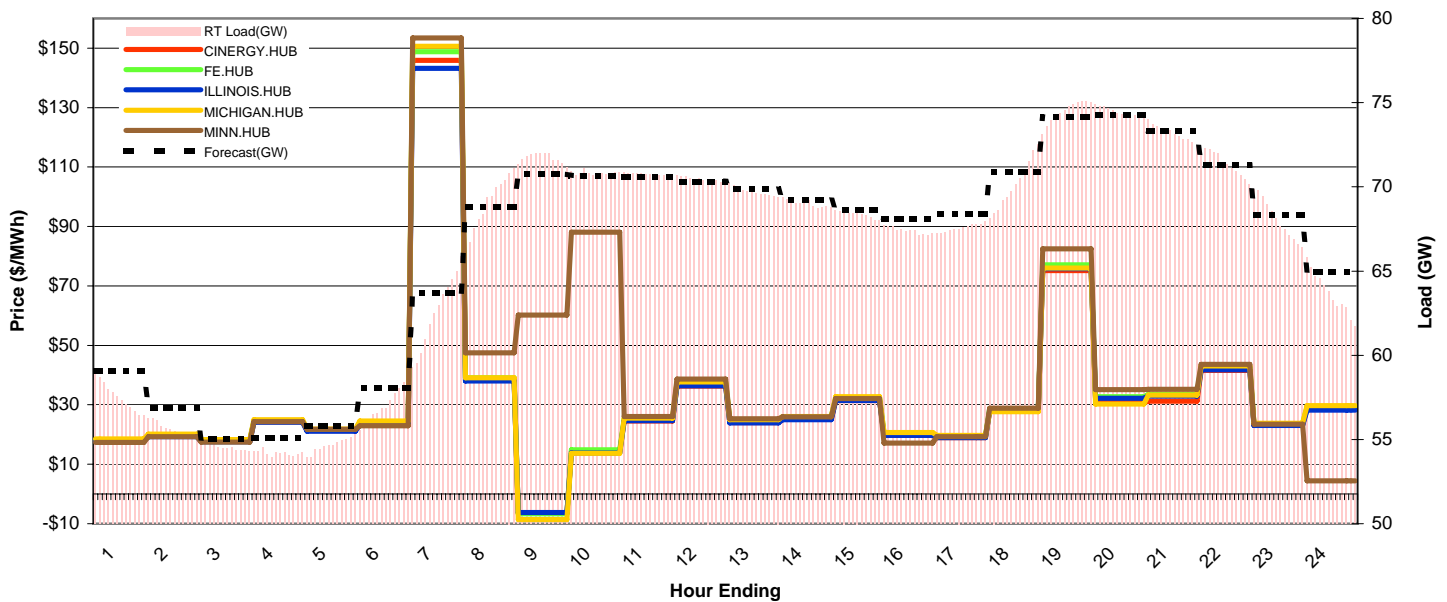
Day-Ahead Prices and Cleared Load

	HE1	HE2	HE3	HE4	HE5	HE6	HE7	HE8	HE9	HE10	HE11	HE12	HE13	HE14	HE15	HE16	HE17	HE18	HE19	HE20	HE21	HE22	HE23	HE24
CINERGY.HUB	22.00	21.03	20.56	20.31	21.28	23.58	32.89	44.77	46.80	44.93	41.21	37.05	33.59	30.63	28.76	28.00	28.17	49.00	73.70	59.80	52.74	38.18	27.09	23.59
FE.HUB	22.32	21.32	20.84	22.22	22.73	24.35	33.74	46.12	48.26	46.25	42.42	38.17	34.59	31.50	29.62	28.83	29.01	50.46	74.55	61.70	54.27	39.38	27.59	25.63
ILLINOIS.HUB	21.16	20.29	19.79	19.37	20.49	22.63	31.92	43.59	45.37	43.80	40.05	35.96	32.60	29.84	27.96	27.24	27.37	47.65	71.59	58.21	51.70	37.18	25.91	22.61
MICHIGAN.HUB	22.43	21.44	20.96	21.00	21.91	24.17	33.58	45.60	47.80	45.67	42.05	38.04	34.36	31.20	29.39	28.60	28.75	50.13	78.13	60.60	53.61	39.01	27.72	24.25
MINN.HUB	17.14	14.23	13.02	12.48	14.63	16.66	17.71	45.78	57.58	46.37	43.42	37.30	34.09	31.37	29.74	28.18	29.17	52.91	94.99	76.48	56.02	41.60	27.08	23.13
Cleared(GW)	57.1	55.0	54.1	54.0	55.3	58.7	63.6	67.8	69.0	69.3	69.7	69.7	69.4	68.1	67.1	66.7	66.9	70.9	72.4	71.8	70.5	69.7	66.3	63.1



Preliminary Real-Time Prices with Forecasted and Actual System Load

	HE1	HE2	HE3	HE4	HE5	HE6	HE7	HE8	HE9	HE10	HE11	HE12	HE13	HE14	HE15	HE16	HE17	HE18	HE19	HE20	HE21	HE22	HE23	HE24
CINERGY.HUB	18.01	19.53	17.85	24.36	21.28	23.71	145.88	38.29	-6.42	14.28	24.60	36.33	24.01	25.05	31.44	19.70	18.93	27.79	75.14	31.77	31.20	41.54	23.16	28.72
FE.HUB	18.30	19.84	18.10	24.62	21.57	24.15	148.85	39.05	-6.61	14.86	25.21	37.28	24.78	25.87	32.45	20.51	19.51	28.62	77.09	32.69	33.54	42.63	23.66	29.28
ILLINOIS.HUB	17.73	19.29	17.60	24.08	21.07	23.33	143.16	37.98	-6.23	13.82	24.69	36.44	23.93	25.02	31.40	19.69	18.95	27.91	75.78	32.17	32.91	41.77	23.05	28.21
MICHIGAN.HUB	18.56	20.10	18.35	25.01	21.86	24.53	150.59	39.13	-8.62	13.67	25.53	37.69	25.01	26.10	32.76	20.67	19.71	27.66	76.00	30.28	33.31	43.04	23.80	29.77
MINN.HUB	17.34	19.33	17.43	24.38	21.75	22.98	153.42	47.45	60.15	88.04	26.12	38.65	25.35	25.92	32.13	17.17	19.29	28.92	82.50	35.07	35.22	43.58	23.43	4.38
Forecasted(GW)	59.0	56.9	55.0	55.1	55.8	58.0	63.7	68.8	70.8	70.7	70.6	70.3	69.9	69.3	68.6	68.1	68.4	70.9	74.1	74.3	73.3	71.3	68.3	65.0
(RT) - (DA Load)	0.45	0.56	0.42	0.18	-0.64	-1.68	-1.12	1.21	2.72	1.53	1.06	0.78	0.35	0.90	1.20	0.70	0.61	-0.79	2.08	2.69	2.67	1.64	1.73	0.52



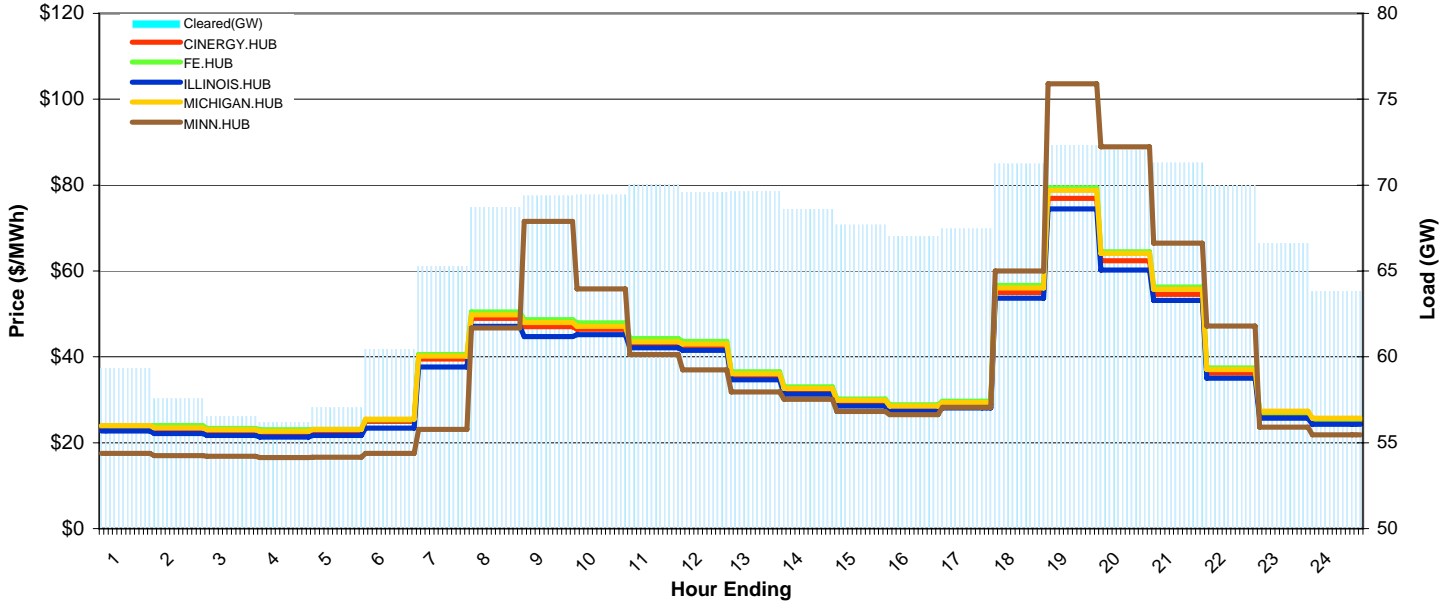
MISO Daily Report

Delivery Day: Thursday, January 10, 2008

Price Color Codes: ≤0 ≥100 ≥200

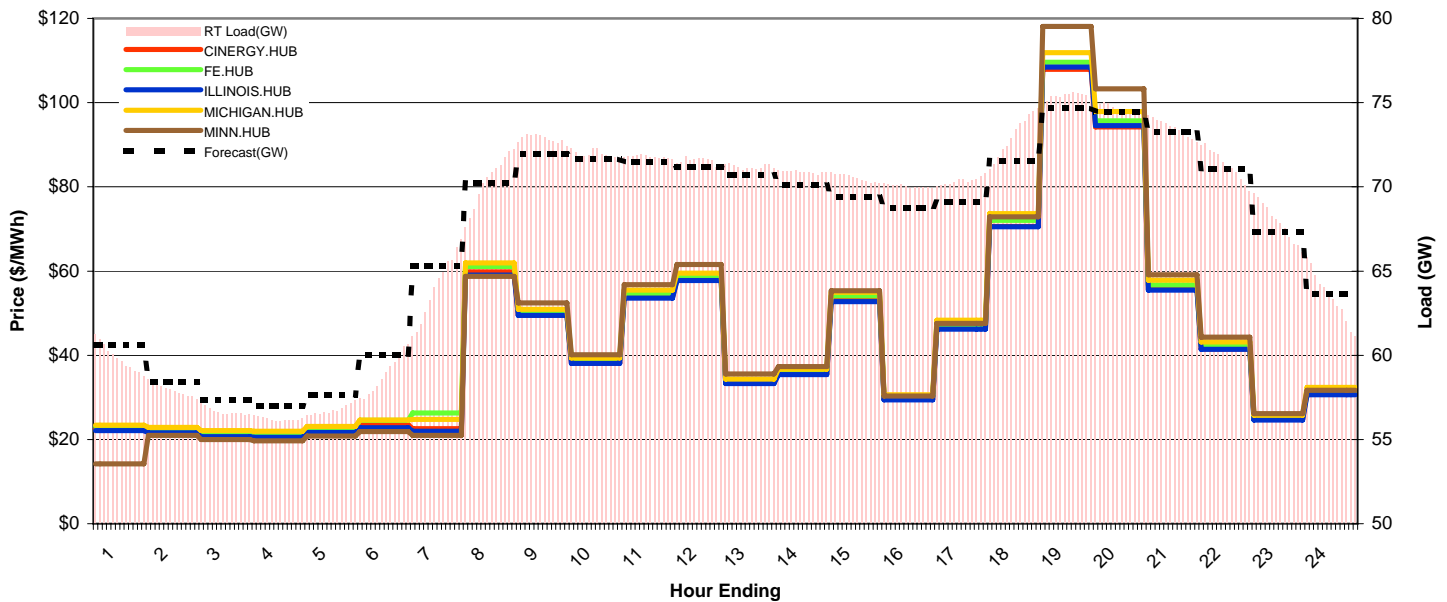
Day-Ahead Prices and Cleared Load

	HE1	HE2	HE3	HE4	HE5	HE6	HE7	HE8	HE9	HE10	HE11	HE12	HE13	HE14	HE15	HE16	HE17	HE18	HE19	HE20	HE21	HE22	HE23	HE24
CINERGY.HUB	23.56	23.00	22.53	22.16	22.64	24.98	39.54	48.96	47.06	46.47	43.05	42.43	35.50	32.06	29.30	28.00	28.82	55.00	76.92	62.39	54.59	36.22	26.65	25.09
FE.HUB	23.90	24.02	23.30	23.02	23.10	25.35	40.57	50.45	48.70	47.91	44.28	43.62	36.53	33.00	30.16	28.82	29.67	56.66	79.41	64.47	56.27	37.43	27.06	25.47
ILLINOIS.HUB	22.70	22.17	21.69	21.32	21.69	23.42	37.64	47.14	44.74	45.15	42.09	41.53	34.65	31.29	28.57	27.33	28.12	53.66	74.48	60.26	53.12	35.06	25.70	24.28
MICHIGAN.HUB	24.02	23.51	23.00	22.64	23.12	25.51	40.18	49.78	47.97	47.07	43.56	42.97	36.10	32.68	29.92	28.58	29.39	56.06	78.79	64.10	55.73	37.05	27.35	25.71
MINN.HUB	17.50	17.02	16.82	16.55	16.62	17.55	23.09	46.72	71.56	55.84	40.57	36.96	31.86	30.13	27.31	26.52	28.26	60.00	103.63	88.91	66.45	47.16	23.64	21.83
Cleared(GW)	59.3	57.6	56.5	56.2	57.0	60.5	65.3	68.7	69.4	69.4	70.0	69.6	69.6	68.6	67.7	67.0	67.5	71.2	72.3	72.0	71.3	70.0	66.6	63.8



Preliminary Real-Time Prices with Forecasted and Actual System Load

	HE1	HE2	HE3	HE4	HE5	HE6	HE7	HE8	HE9	HE10	HE11	HE12	HE13	HE14	HE15	HE16	HE17	HE18	HE19	HE20	HE21	HE22	HE23	HE24
CINERGY.HUB	22.52	22.17	21.28	21.17	22.31	23.50	22.58	59.82	49.57	38.13	53.79	57.96	33.44	35.85	53.18	29.58	46.55	70.60	107.93	94.24	55.72	41.48	24.77	31.12
FE.HUB	23.14	22.61	21.74	21.62	22.85	24.53	26.28	61.11	50.48	38.91	54.72	58.79	33.99	36.25	54.11	30.12	47.37	72.02	109.60	95.71	56.73	42.25	25.27	31.64
ILLINOIS.HUB	22.11	21.56	20.65	20.53	21.66	22.83	21.99	59.05	49.44	38.06	53.58	57.77	33.28	35.40	52.76	29.39	46.18	70.51	108.46	94.55	55.48	41.42	24.61	30.61
MICHIGAN.HUB	23.44	22.87	22.08	21.94	23.14	24.59	24.78	61.90	50.91	39.37	55.46	59.50	34.35	36.73	54.95	30.60	48.35	73.62	111.88	97.91	57.87	43.16	25.74	32.34
MINN.HUB	14.24	21.00	19.95	19.69	20.80	21.92	20.94	58.73	52.43	40.16	56.78	61.57	35.55	37.32	55.34	30.32	47.59	72.87	118.10	103.30	59.16	44.27	26.16	31.72
Forecasted(GW)	60.6	58.4	57.3	57.0	57.6	60.0	65.3	70.2	71.9	71.6	71.5	71.2	70.7	70.1	69.4	68.8	69.1	71.6	74.7	74.5	73.3	71.0	67.3	63.6
(RT) - (DA Load)	0.51	0.39	0.12	0.03	-0.30	-1.61	-1.23	1.65	3.47	2.54	1.75	1.95	1.58	2.29	2.85	3.01	2.90	1.77	3.07	2.62	2.22	1.37	1.30	-0.34



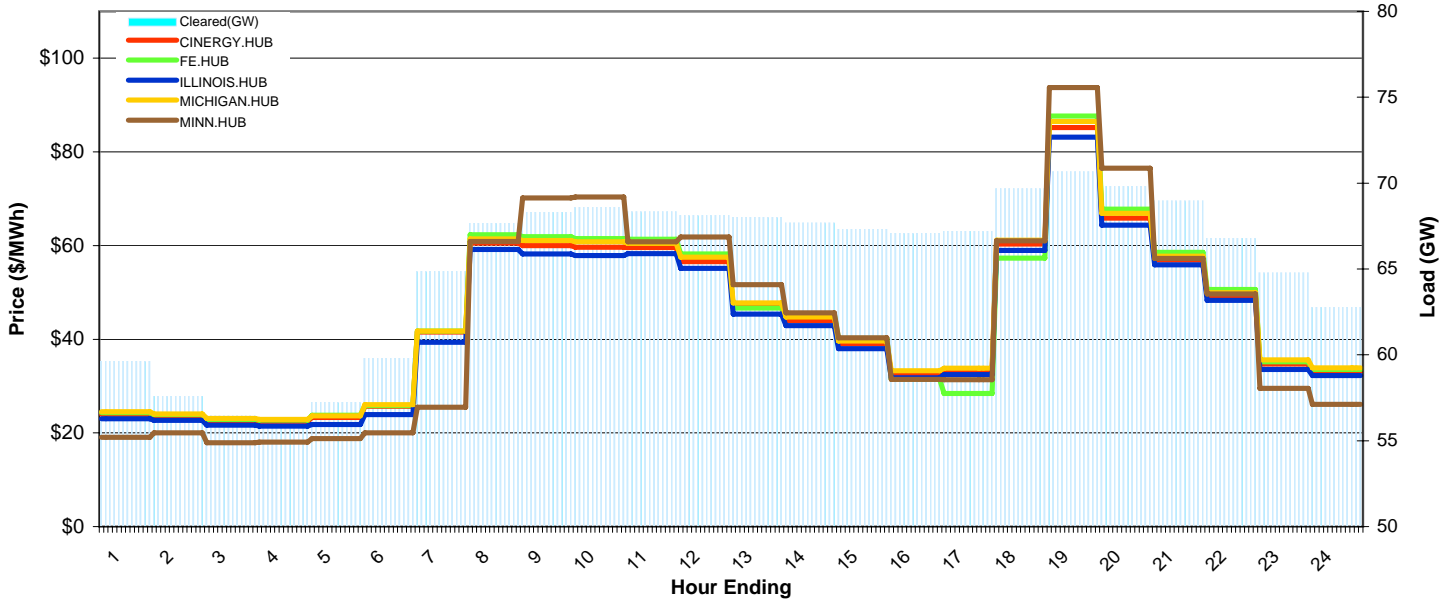
MISO Daily Report

Delivery Day: Friday, January 11, 2008

Price Color Codes: ≤0 ≥100 ≥200

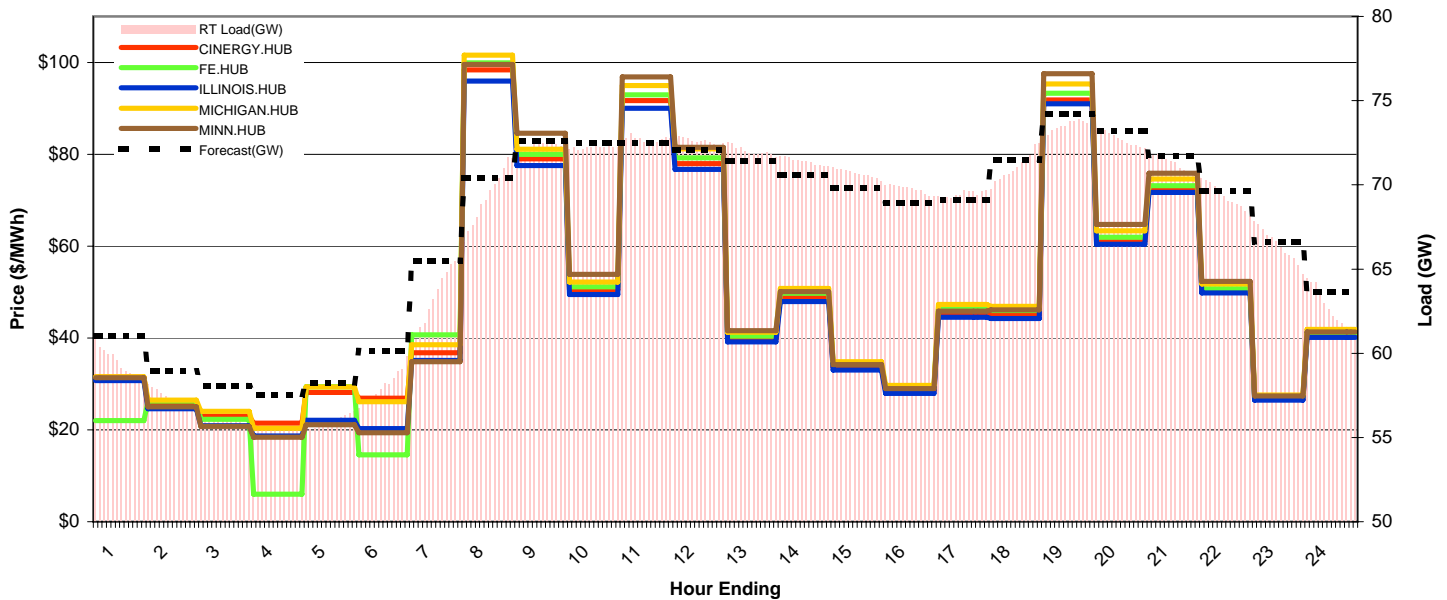
Day-Ahead Prices and Cleared Load

	HE1	HE2	HE3	HE4	HE5	HE6	HE7	HE8	HE9	HE10	HE11	HE12	HE13	HE14	HE15	HE16	HE17	HE18	HE19	HE20	HE21	HE22	HE23	HE24
CINERGY.HUB	23.96	23.62	22.62	22.48	23.33	25.68	41.51	60.56	60.00	59.63	59.58	56.54	46.79	44.01	38.99	32.66	33.23	60.34	85.18	65.84	56.93	49.26	34.69	33.11
FE.HUB	24.30	23.93	22.88	22.72	23.79	25.82	41.73	62.28	61.89	61.46	61.32	58.22	46.67	45.31	40.14	31.48	28.43	57.35	87.67	67.81	58.54	50.66	35.20	33.54
ILLINOIS.HUB	23.04	22.66	21.63	21.42	21.82	23.88	39.35	59.19	58.19	57.84	58.27	55.11	45.35	42.92	37.96	31.78	32.46	58.93	83.18	64.34	55.87	48.28	33.54	32.24
MICHIGAN.HUB	24.50	24.07	23.07	22.90	23.62	26.02	41.73	61.41	61.10	60.78	60.50	57.53	47.74	44.77	39.66	33.27	33.83	61.18	86.53	66.87	57.71	49.95	35.58	33.86
MINN.HUB	19.07	20.04	17.89	18.04	18.76	20.02	25.48	60.88	70.15	70.38	60.79	61.82	51.62	45.62	40.34	31.41	31.37	60.99	93.74	76.50	57.26	49.69	29.50	26.11
Cleared(GW)	59.6	57.6	56.4	56.2	57.2	59.8	64.9	67.7	68.3	68.6	68.3	68.1	68.0	67.7	67.3	67.1	67.2	69.7	70.7	69.8	69.0	66.8	64.8	62.8



Preliminary Real-Time Prices with Forecasted and Actual System Load

	HE1	HE2	HE3	HE4	HE5	HE6	HE7	HE8	HE9	HE10	HE11	HE12	HE13	HE14	HE15	HE16	HE17	HE18	HE19	HE20	HE21	HE22	HE23	HE24
CINERGY.HUB	31.52	25.32	23.00	21.43	28.16	26.86	36.75	98.36	79.03	50.49	91.65	77.96	39.73	48.82	33.58	28.51	45.42	45.03	91.80	60.99	72.18	50.07	26.61	40.58
FE.HUB	22.04	26.28	22.31	6.02	29.42	14.53	40.68	99.92	79.97	51.13	92.90	79.22	40.40	49.73	34.18	29.11	46.36	45.95	93.29	61.91	73.15	50.72	27.02	41.05
ILLINOIS.HUB	30.70	24.57	20.93	18.69	22.11	20.28	35.12	95.92	77.51	49.49	90.04	76.70	39.12	47.93	33.01	27.97	44.49	44.21	90.98	60.41	71.71	49.78	26.47	40.10
MICHIGAN.HUB	31.57	26.46	24.01	20.34	29.36	26.12	38.52	101.57	81.12	52.16	94.96	81.13	41.21	50.79	34.85	29.65	47.28	46.90	95.31	63.31	74.64	51.78	27.60	41.86
MINN.HUB	31.33	25.00	20.76	18.39	21.08	19.36	34.84	99.55	84.54	53.83	96.86	81.49	41.58	50.07	34.19	28.95	45.87	46.09	97.56	64.72	75.85	52.33	27.37	41.31
Forecasted(GW)	61.0	58.9	58.1	57.5	58.2	60.2	65.5	70.4	72.6	72.4	72.5	72.1	71.4	70.6	69.8	68.9	69.1	71.5	74.2	73.2	71.7	69.7	66.6	63.7
(RT) - (DA Load)	-0.17	-0.24	-0.26	-0.56	-1.26	-1.78	-1.51	1.65	3.96	3.60	4.35	4.50	4.03	3.70	3.35	2.68	2.26	1.38	2.82	2.91	2.26	2.52	1.65	-0.17



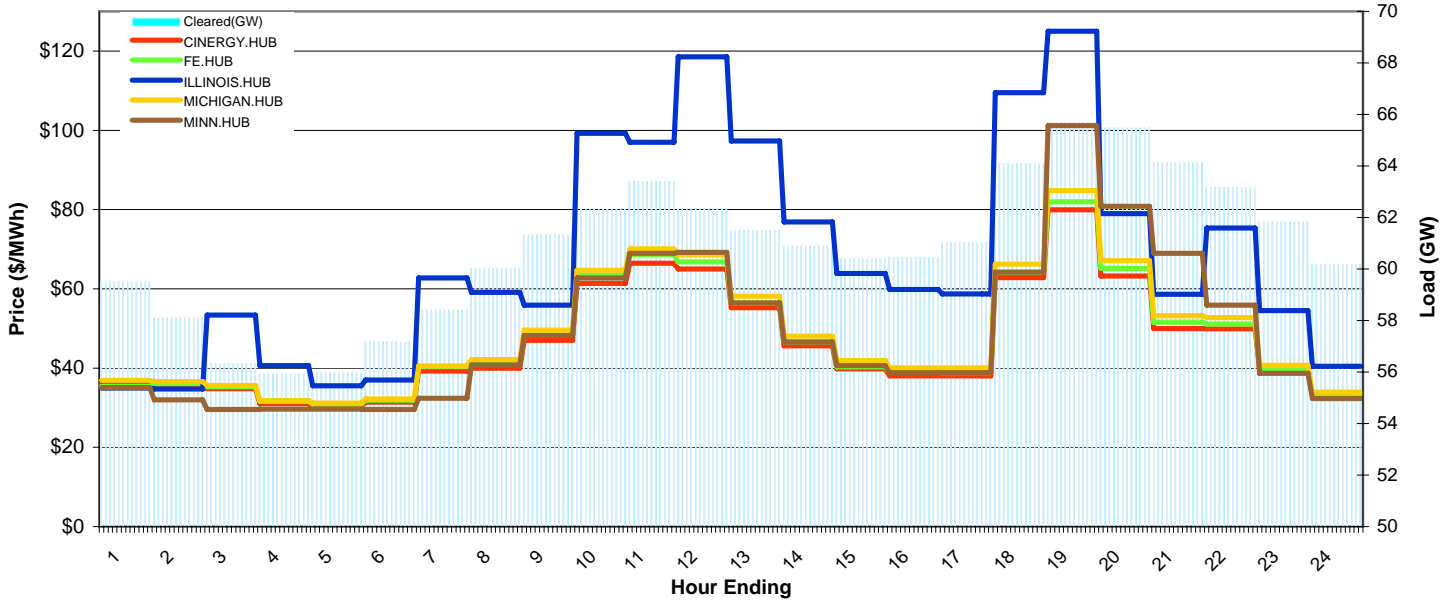
MISO Daily Report

Delivery Day: Saturday, January 12, 2008

Price Color Codes: ≤0 ≥100 ≥200

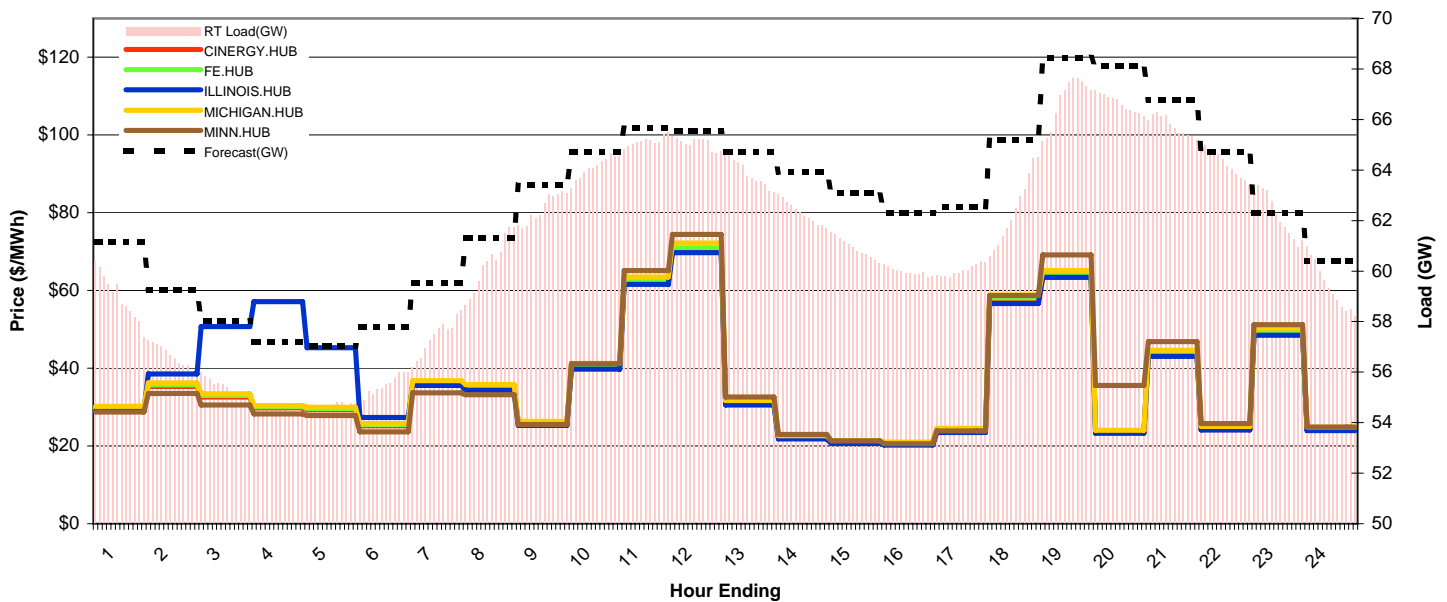
Day-Ahead Prices and Cleared Load

	HE1	HE2	HE3	HE4	HE5	HE6	HE7	HE8	HE9	HE10	HE11	HE12	HE13	HE14	HE15	HE16	HE17	HE18	HE19	HE20	HE21	HE22	HE23	HE24
CINERGY.HUB	35.85	35.47	34.79	30.97	30.32	31.39	39.27	40.00	46.97	61.40	66.47	65.00	55.22	45.61	39.77	38.00	38.00	62.85	79.93	63.23	50.00	49.87	39.56	33.00
FE.HUB	35.40	35.99	35.29	31.56	30.89	31.86	40.37	41.30	48.53	63.39	68.65	66.78	56.47	46.63	40.26	38.91	38.84	64.17	81.93	65.14	51.62	51.14	39.92	33.49
ILLINOIS.HUB	34.98	34.72	53.41	40.65	35.51	36.97	62.74	59.14	55.85	99.27	96.95	118.51	97.26	76.86	63.84	59.84	58.67	109.50	125.00	79.00	58.63	75.33	54.48	40.47
MICHIGAN.HUB	36.88	36.57	35.58	31.78	31.20	32.25	40.54	42.17	49.56	64.70	70.09	68.53	58.17	48.05	41.90	40.04	40.05	66.21	84.75	67.11	53.21	52.69	40.68	33.93
MINN.HUB	35.06	32.00	29.55	29.66	29.65	29.55	32.37	40.79	48.22	62.73	68.96	69.21	56.41	46.59	40.63	38.82	38.82	64.20	101.17	80.85	68.98	55.89	38.70	32.27
Cleared(GW)	59.5	58.1	56.3	55.9	56.0	57.2	58.4	60.0	61.3	62.3	63.4	62.3	61.5	60.9	60.4	60.4	61.0	64.1	65.7	65.5	64.1	63.2	61.8	60.2



Preliminary Real-Time Prices with Forecasted and Actual System Load

	HE1	HE2	HE3	HE4	HE5	HE6	HE7	HE8	HE9	HE10	HE11	HE12	HE13	HE14	HE15	HE16	HE17	HE18	HE19	HE20	HE21	HE22	HE23	HE24
CINERGY.HUB	29.45	35.33	32.61	29.77	29.31	25.21	36.10	34.96	25.82	40.38	62.28	70.27	30.72	21.95	20.75	20.31	23.66	56.91	63.39	23.28	43.19	24.18	48.66	24.19
FE.HUB	29.76	35.70	32.98	30.10	29.65	25.55	36.50	35.34	26.07	40.70	62.80	71.01	31.08	22.29	21.10	20.66	24.16	58.16	64.31	23.66	43.86	24.61	49.42	24.54
ILLINOIS.HUB	28.94	38.52	50.74	57.12	45.31	27.32	35.60	34.30	25.31	39.74	61.58	69.77	30.54	21.85	20.64	20.22	23.50	56.61	63.42	23.34	43.09	24.13	48.52	23.95
MICHIGAN.HUB	30.18	36.26	33.41	30.42	29.98	25.78	36.83	35.84	26.32	41.21	63.47	72.23	31.67	22.61	21.43	21.00	24.55	58.90	65.15	24.05	44.64	25.01	50.27	24.89
MINN.HUB	28.70	33.49	30.51	28.22	27.79	23.67	33.69	33.21	25.51	41.19	65.12	74.42	32.61	22.99	21.33	20.59	23.89	58.70	69.18	35.53	46.84	25.81	51.17	24.86
Forecasted(GW)	61.1	59.3	58.0	57.2	57.0	57.8	59.5	61.3	63.4	64.7	65.7	65.5	64.7	63.9	63.1	62.3	62.5	65.2	68.4	68.1	66.8	64.7	62.3	60.4
(RT) - (DA Load)	-0.52	-1.48	-0.93	-1.30	-1.36	-1.73	-1.02	0.28	1.15	1.79	1.72	2.72	2.37	1.41	0.51	-0.48	-1.01	-1.66	1.05	1.16	1.62	1.09	0.41	-0.80



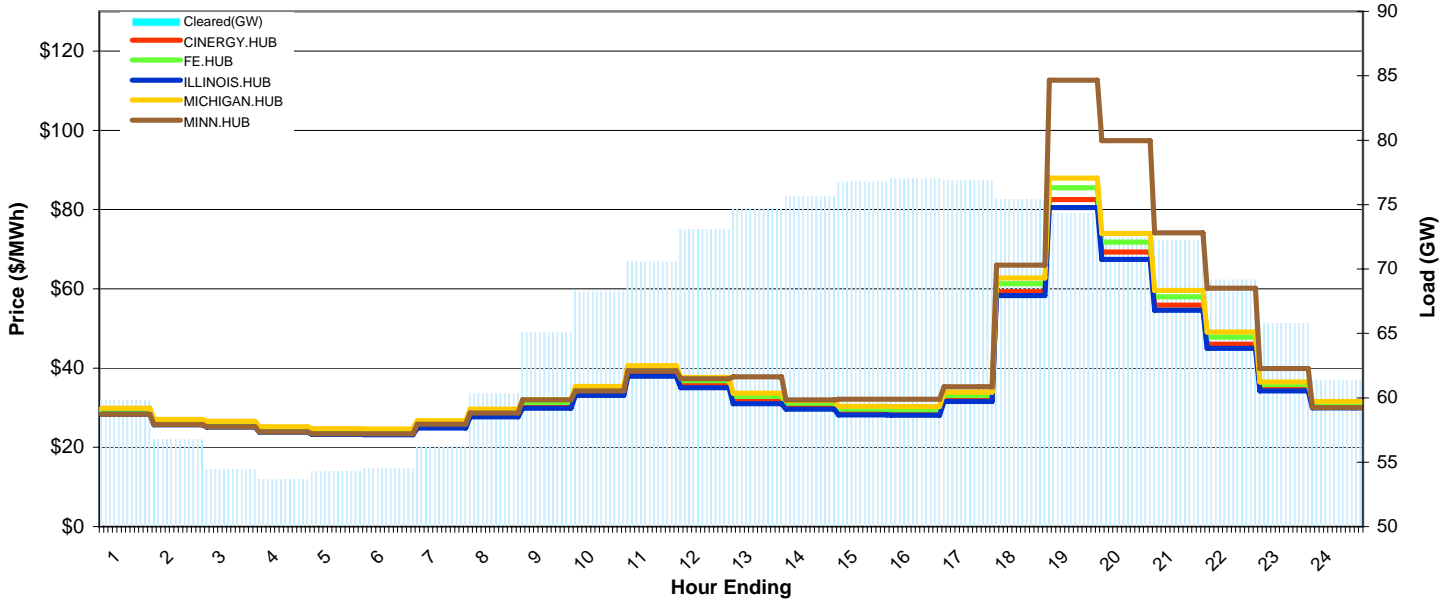
MISO Daily Report

Delivery Day: Sunday, January 13, 2008

Price Color Codes: ≤0 ≥100 ≥200

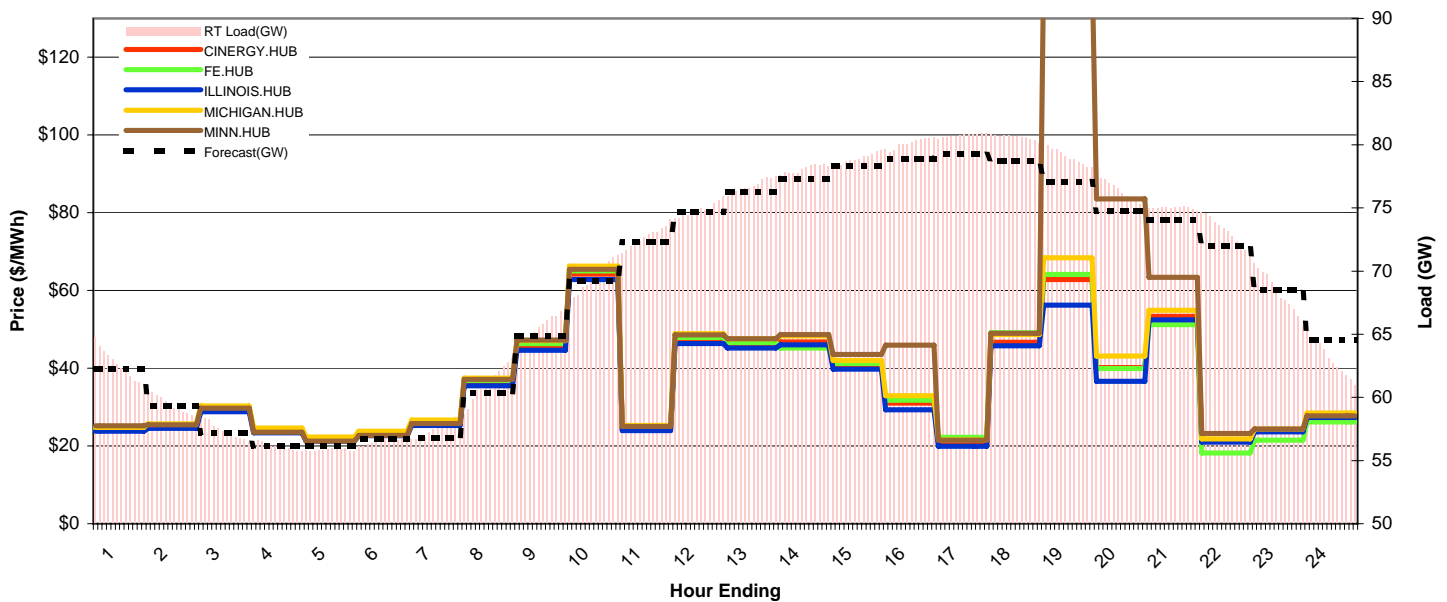
Day-Ahead Prices and Cleared Load

	HE1	HE2	HE3	HE4	HE5	HE6	HE7	HE8	HE9	HE10	HE11	HE12	HE13	HE14	HE15	HE16	HE17	HE18	HE19	HE20	HE21	HE22	HE23	HE24
CINERGY.HUB	28.95	26.31	25.80	24.46	23.96	23.95	25.30	27.98	30.32	33.51	38.50	35.59	31.70	30.10	28.68	28.58	32.04	59.26	82.56	69.30	55.89	46.00	35.31	30.70
FE.HUB	29.25	26.71	26.20	24.84	24.33	24.31	26.16	28.99	31.35	34.63	39.78	36.80	32.86	31.14	29.61	29.50	33.08	61.27	85.49	71.80	57.97	47.77	35.87	31.16
ILLINOIS.HUB	28.32	25.64	25.08	23.79	23.28	23.21	24.85	27.68	29.88	33.07	37.99	35.02	31.03	29.62	28.17	28.09	31.57	58.26	80.51	67.44	54.62	44.97	34.22	29.95
MICHIGAN.HUB	29.88	27.08	26.56	25.18	24.67	24.66	26.76	29.66	32.05	35.35	40.62	37.63	33.66	31.84	30.38	30.25	33.95	62.71	87.92	73.93	59.57	49.09	36.48	31.58
MINN.HUB	28.38	25.72	25.22	23.91	23.42	23.39	25.87	28.68	31.97	34.26	39.35	37.30	37.75	32.01	32.17	32.16	35.29	65.95	112.63	97.34	74.14	60.15	39.88	30.02
Cleared(GW)	59.8	56.8	54.5	53.7	54.3	54.5	56.2	60.3	65.1	68.3	70.5	73.1	74.7	75.6	76.8	77.0	76.9	75.4	74.3	72.4	72.2	69.1	65.8	61.4



Preliminary Real-Time Prices with Forecasted and Actual System Load

	HE1	HE2	HE3	HE4	HE5	HE6	HE7	HE8	HE9	HE10	HE11	HE12	HE13	HE14	HE15	HE16	HE17	HE18	HE19	HE20	HE21	HE22	HE23	HE24
CINERGY.HUB	24.14	25.07	29.49	23.98	21.81	23.26	25.95	36.37	45.77	64.24	24.40	47.25	46.03	46.79	40.58	31.01	20.38	46.72	62.84	40.14	53.38	21.24	23.79	27.74
FE.HUB	24.45	25.41	29.88	24.33	22.12	23.61	26.36	36.86	46.34	65.07	24.73	47.92	46.60	45.17	41.22	31.74	22.21	49.16	64.11	39.89	51.23	18.20	21.50	26.19
ILLINOIS.HUB	23.77	24.56	28.82	23.39	21.26	22.68	25.25	35.50	44.63	62.81	23.94	46.39	45.19	46.01	39.73	29.31	19.95	45.81	56.23	36.63	52.43	21.03	23.59	27.35
MICHIGAN.HUB	24.81	25.71	30.31	24.62	22.35	23.82	26.66	37.47	47.13	66.26	25.24	48.94	47.62	48.33	42.02	32.93	21.53	48.68	68.40	43.12	54.95	21.79	24.34	28.47
MINN.HUB	25.16	25.42	29.72	23.58	21.22	22.73	25.80	37.09	47.28	65.45	25.01	48.54	47.57	48.66	43.56	45.90	21.47	48.99	144.24	83.54	63.40	23.19	24.38	27.77
Forecasted(GW)	62.3	59.3	57.2	56.2	56.2	56.7	56.8	60.4	64.9	69.2	72.3	74.7	76.3	77.3	78.3	78.9	79.2	78.7	77.1	74.7	74.0	72.0	68.5	64.5
(RT) - (DA Load)	2.75	2.69	2.89	2.45	1.56	1.99	1.37	0.80	0.39	1.23	2.19	1.80	2.10	2.46	2.12	3.11	3.87	5.19	4.75	3.94	2.76	4.00	2.55	1.74



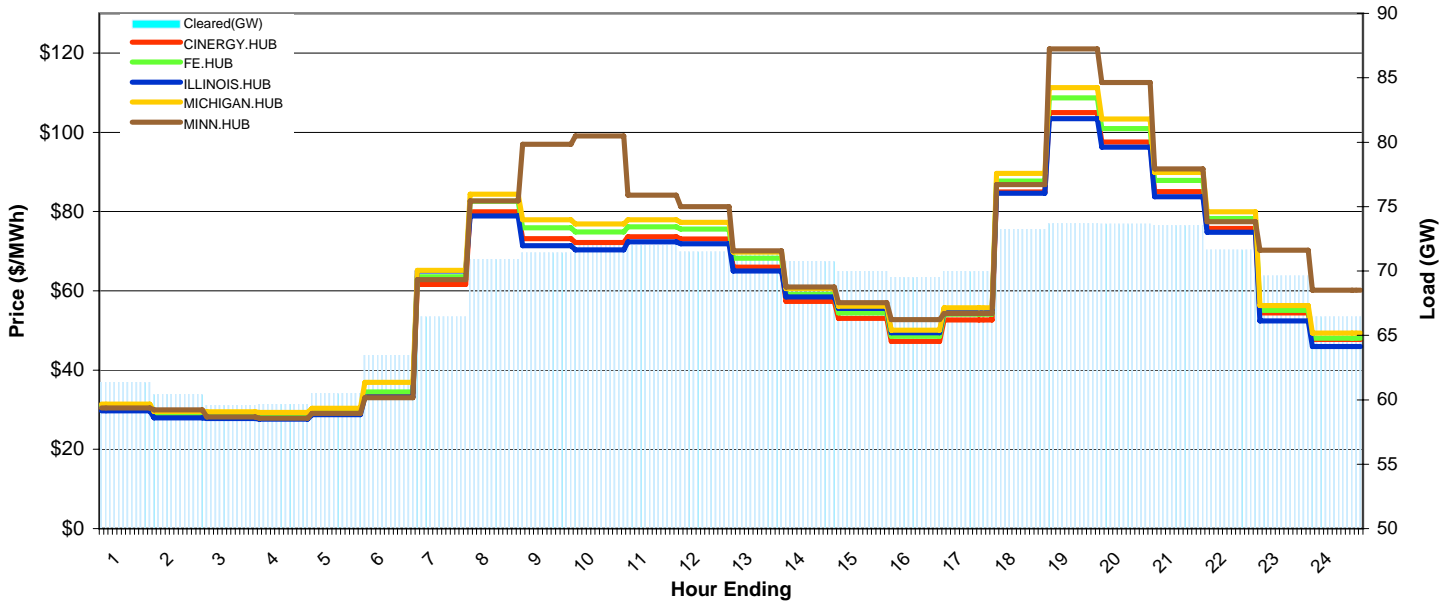
MISO Daily Report

Delivery Day: Monday, January 14, 2008

Price Color Codes: ≤0 ≥100 ≥200

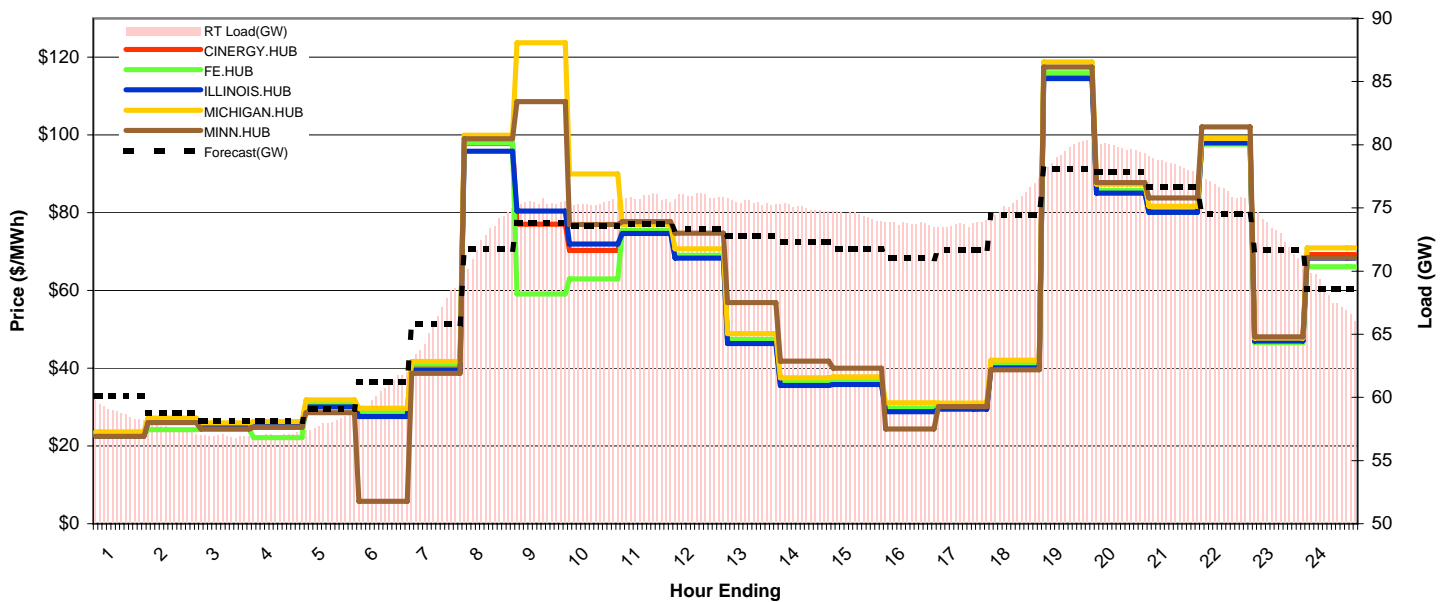
Day-Ahead Prices and Cleared Load

	HE1	HE2	HE3	HE4	HE5	HE6	HE7	HE8	HE9	HE10	HE11	HE12	HE13	HE14	HE15	HE16	HE17	HE18	HE19	HE20	HE21	HE22	HE23	HE24
CINERGY.HUB	30.50	28.69	28.52	28.35	29.51	34.24	61.64	79.97	73.17	72.19	73.60	73.05	66.00	57.32	53.04	47.26	52.66	84.93	105.00	97.52	85.00	75.75	54.45	47.70
FE.HUB	30.96	29.15	28.99	28.81	29.96	34.47	63.54	82.64	75.87	74.88	76.14	75.55	68.23	59.07	54.45	48.53	54.10	87.72	108.67	100.93	87.88	78.27	55.09	48.01
ILLINOIS.HUB	29.73	27.93	27.80	27.64	28.78	33.20	65.00	78.88	71.38	70.31	72.31	71.87	65.02	58.42	55.59	49.39	55.17	84.61	103.43	96.24	83.77	74.74	52.42	45.98
MICHIGAN.HUB	31.39	29.57	29.50	29.30	30.38	36.90	65.18	84.41	77.88	76.89	77.89	77.26	69.73	60.59	56.12	50.07	55.68	89.66	111.27	103.38	89.83	79.93	56.31	49.30
MINN.HUB	30.42	29.94	28.18	27.89	29.07	33.01	62.82	82.69	96.99	99.05	84.10	81.21	70.06	60.93	57.03	52.76	54.26	86.78	121.03	112.52	90.75	77.43	70.23	60.12
Cleared(GW)	61.4	60.4	59.6	59.7	60.5	63.5	66.5	70.9	71.4	72.2	72.0	71.5	71.4	70.7	70.0	69.5	70.0	73.2	73.7	73.7	73.5	71.6	69.6	66.4



Preliminary Real-Time Prices with Forecasted and Actual System Load

	HE1	HE2	HE3	HE4	HE5	HE6	HE7	HE8	HE9	HE10	HE11	HE12	HE13	HE14	HE15	HE16	HE17	HE18	HE19	HE20	HE21	HE22	HE23	HE24
CINERGY.HUB	23.01	26.69	25.26	25.85	30.82	28.60	40.75	97.78	77.10	70.33	75.40	68.96	47.23	36.10	36.30	29.32	29.77	40.52	115.21	85.48	80.30	98.02	47.16	69.23
FE.HUB	22.86	24.22	24.25	22.15	31.15	28.90	41.06	97.99	59.13	63.02	75.45	69.09	47.42	36.40	36.57	29.72	30.15	41.08	115.98	85.68	80.15	97.66	46.60	66.09
ILLINOIS.HUB	22.59	26.21	24.75	25.28	30.04	27.62	39.44	95.84	80.45	71.92	74.66	68.32	46.38	35.56	35.79	28.81	29.44	40.10	114.54	85.06	80.07	98.01	46.97	68.32
MICHIGAN.HUB	23.59	27.13	25.93	26.28	31.85	29.75	41.77	99.98	123.77	90.01	77.01	70.70	48.90	37.52	37.82	31.08	31.07	42.11	118.84	87.38	81.70	99.14	47.76	70.95
MINN.HUB	22.51	25.99	24.39	24.75	28.59	5.76	38.69	99.01	108.58	76.96	77.75	74.74	56.89	41.79	40.03	24.41	30.11	39.61	117.49	87.74	83.80	102.09	48.06	68.39
Forecasted(GW)	60.1	58.7	58.2	58.1	59.1	61.2	65.8	71.7	73.8	73.6	73.7	73.4	72.8	72.3	71.7	71.0	71.6	74.4	78.1	77.9	76.6	74.6	71.7	68.6
(RT) - (DA Load)	-2.52	-2.85	-2.64	-2.60	-2.43	-2.99	-0.38	1.80	3.99	3.19	3.79	4.46	4.04	4.29	4.44	4.25	3.72	2.41	5.75	6.12	4.90	4.76	3.28	1.68



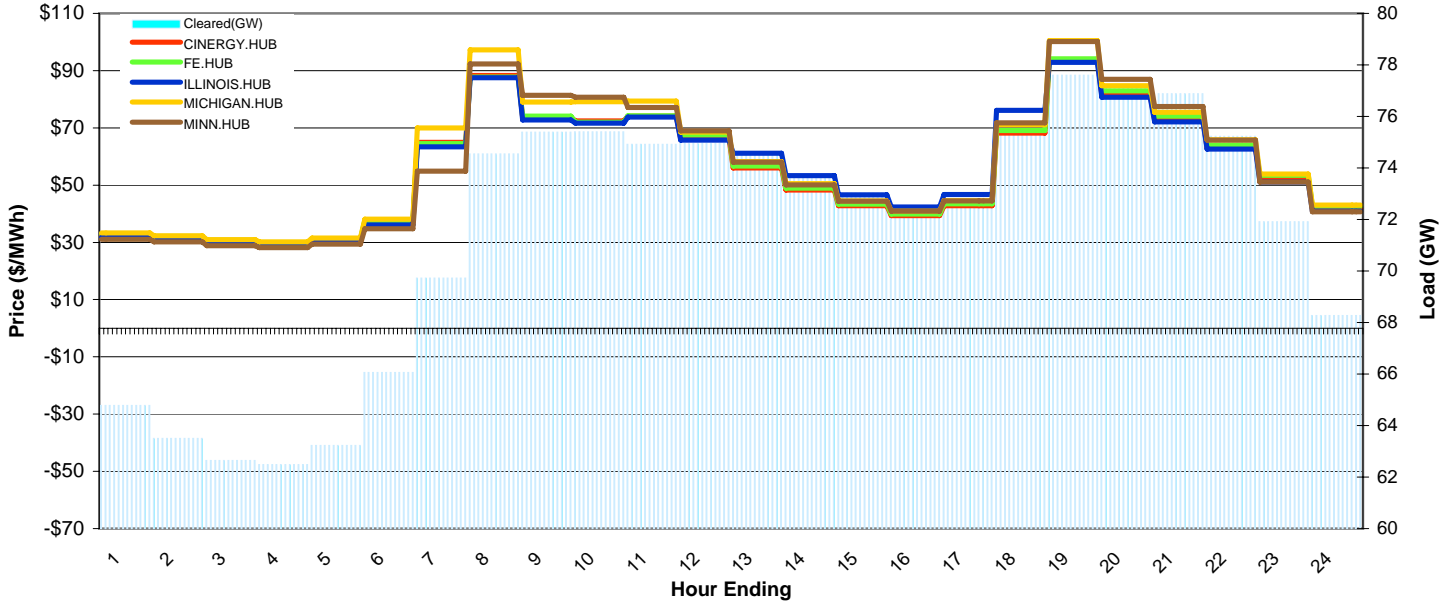
MISO Daily Report

Delivery Day: Tuesday, January 15, 2008

Price Color Codes: ≤0 ≥100 ≥200

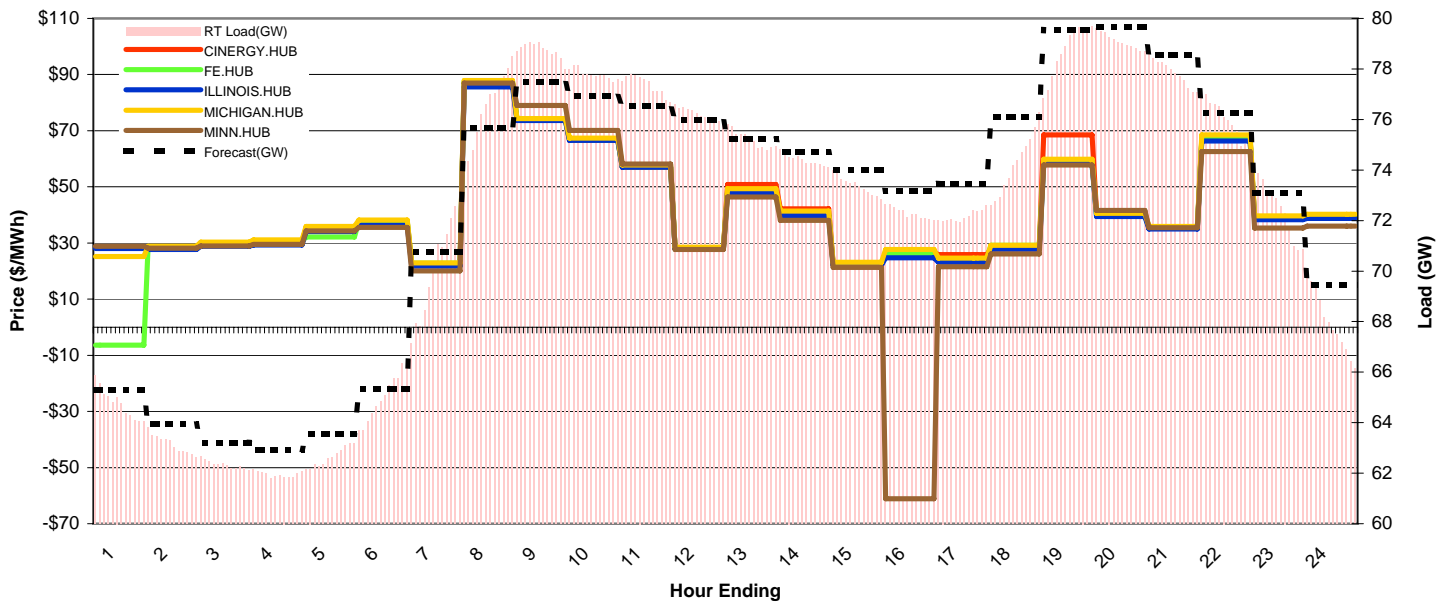
Day-Ahead Prices and Cleared Load

	HE1	HE2	HE3	HE4	HE5	HE6	HE7	HE8	HE9	HE10	HE11	HE12	HE13	HE14	HE15	HE16	HE17	HE18	HE19	HE20	HE21	HE22	HE23	HE24
CINERGY.HUB	32.48	31.48	30.17	29.40	30.68	37.17	65.00	88.32	73.67	72.45	74.08	66.28	55.95	48.34	42.82	39.37	42.84	68.20	93.92	81.52	72.81	63.09	52.45	41.94
FE.HUB	32.94	32.03	30.70	29.92	31.23	37.67	64.47	87.78	74.10	72.03	74.18	67.47	56.72	48.93	43.42	39.94	43.43	69.08	94.17	82.91	74.14	63.95	53.39	42.68
ILLINOIS.HUB	31.71	30.73	29.45	28.71	29.96	36.10	63.39	87.50	72.78	71.60	73.81	65.73	61.11	53.34	46.63	42.40	46.70	76.18	92.95	80.67	72.08	62.56	51.12	40.90
MICHIGAN.HUB	33.34	32.31	30.97	30.19	31.50	38.06	70.03	97.29	79.00	79.19	79.40	68.56	58.22	50.48	44.54	40.93	44.56	71.11	100.51	84.70	75.43	65.87	53.89	43.08
MINN.HUB	31.08	30.12	28.86	28.14	29.36	34.72	54.87	92.28	81.33	80.74	77.10	68.98	58.04	50.13	44.42	40.86	44.43	71.74	100.12	87.01	77.46	65.71	51.04	40.67
Cleared(GW)	64.8	63.5	62.6	62.5	63.2	66.1	69.7	74.5	75.4	75.4	74.9	75.0	74.5	73.6	73.0	72.4	72.5	75.3	77.6	77.2	76.9	75.2	71.9	68.3



Preliminary Real-Time Prices with Forecasted and Actual System Load

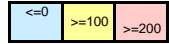
	HE1	HE2	HE3	HE4	HE5	HE6	HE7	HE8	HE9	HE10	HE11	HE12	HE13	HE14	HE15	HE16	HE17	HE18	HE19	HE20	HE21	HE22	HE23	HE24
CINERGY.HUB	28.62	28.25	29.68	30.43	35.40	37.52	22.58	87.08	74.03	66.60	57.02	27.87	50.83	42.22	22.17	26.69	25.83	27.97	68.53	41.06	35.25	66.94	38.69	39.37
FE.HUB	-6.37	28.28	29.79	30.54	32.19	37.74	22.76	87.38	74.09	66.69	57.14	28.05	48.35	40.29	22.48	25.93	24.40	29.15	58.82	39.89	35.46	67.22	38.68	39.36
ILLINOIS.HUB	28.08	27.66	28.82	29.30	34.13	36.33	21.80	85.66	73.59	66.58	57.00	27.89	48.00	39.80	22.07	24.68	23.14	27.78	58.12	39.39	34.98	66.37	38.29	38.71
MICHIGAN.HUB	25.24	28.88	30.28	31.10	35.86	38.16	22.86	87.85	74.37	67.36	57.84	28.51	49.36	41.36	23.09	27.70	24.64	29.19	59.84	40.60	35.92	68.55	39.67	40.23
MINN.HUB	28.85	28.16	28.99	29.56	34.25	35.57	20.09	87.00	79.02	70.13	58.12	27.71	46.40	38.10	21.33	-61.11	21.51	26.11	57.79	41.55	35.50	62.58	35.30	36.06
Forecasted(GW)	65.3	63.9	63.2	62.9	63.5	65.3	70.7	75.7	77.5	76.9	76.5	76.0	75.2	74.7	74.0	73.2	73.5	76.1	79.6	79.7	78.5	76.3	73.1	69.5
(RT) - (DA Load)	-0.04	-0.37	-0.32	-0.54	-0.60	-1.06	0.44	1.83	3.34	2.38	2.43	1.25	0.69	0.78	0.35	-0.11	-0.35	-1.11	1.12	1.87	0.96	0.73	0.56	-0.31



MISO Daily Report

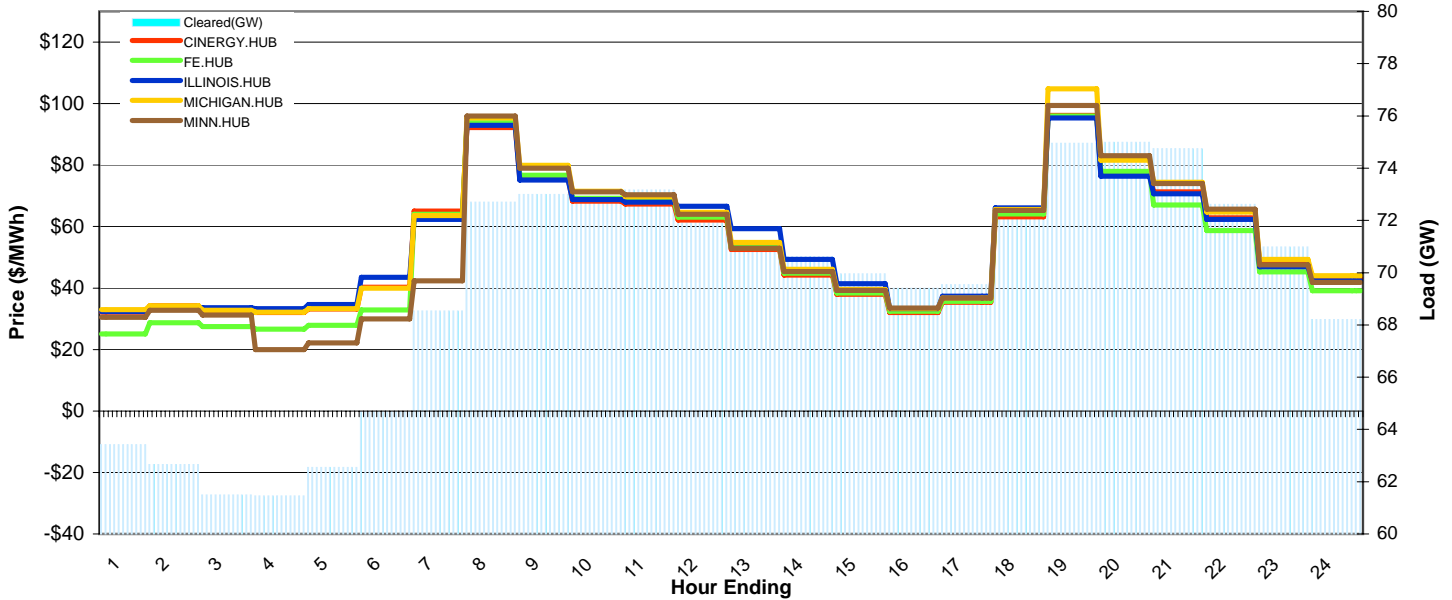
Delivery Day: Wednesday, January 16, 2008

Price Color Codes:



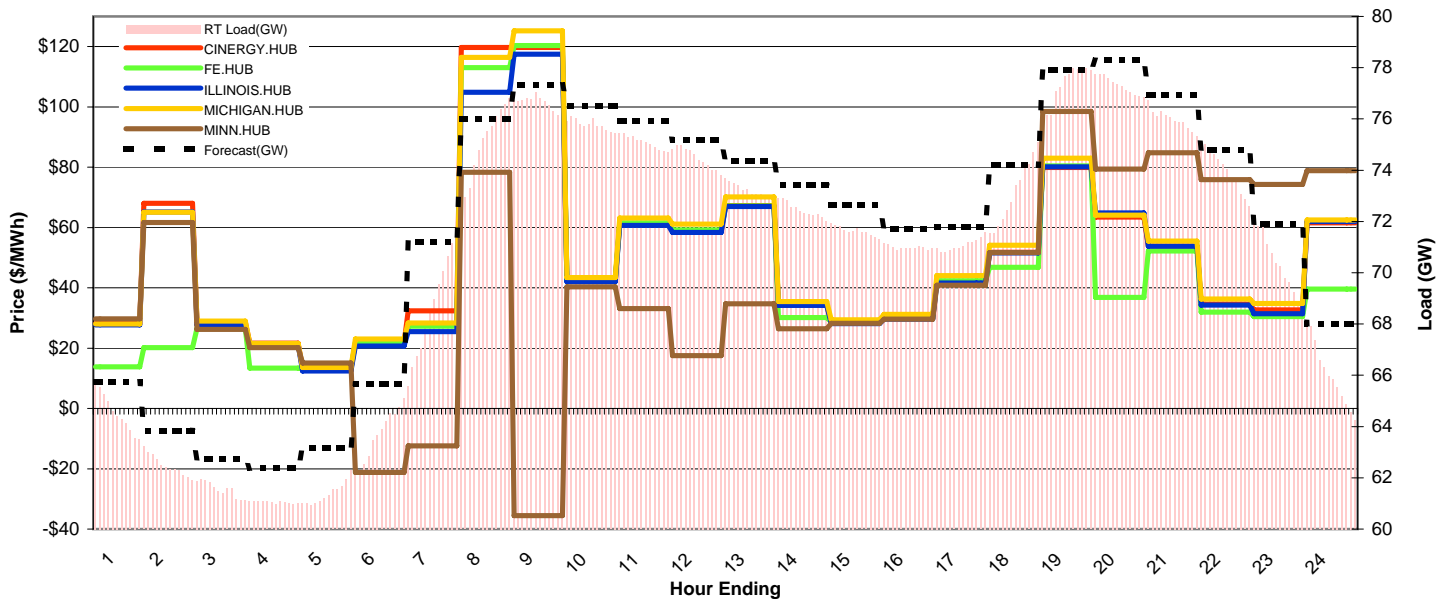
Day-Ahead Prices and Cleared Load

	HE1	HE2	HE3	HE4	HE5	HE6	HE7	HE8	HE9	HE10	HE11	HE12	HE13	HE14	HE15	HE16	HE17	HE18	HE19	HE20	HE21	HE22	HE23	HE24
CINERGY.HUB	32.12	34.26	32.75	32.01	33.20	40.25	65.00	92.17	75.84	68.30	67.34	62.17	52.51	44.22	37.98	32.04	35.33	63.19	96.15	77.19	71.24	62.89	48.25	43.38
FE.HUB	25.11	28.73	27.47	26.64	27.85	32.85	63.99	93.82	76.74	69.24	68.55	63.11	53.16	44.82	38.39	32.49	35.73	64.06	95.98	78.00	66.97	58.67	45.27	39.15
ILLINOIS.HUB	32.31	33.29	33.62	33.25	34.59	43.53	62.29	92.91	75.16	68.74	67.92	66.59	59.32	49.32	41.39	33.27	37.33	66.12	95.34	76.35	70.64	62.34	46.89	42.34
MICHIGAN.HUB	33.00	34.26	32.72	32.10	33.29	39.91	63.59	95.35	79.89	71.48	69.71	64.65	54.87	46.09	39.49	33.27	36.70	65.52	104.84	81.59	74.39	64.72	49.32	44.06
MINN.HUB	30.45	32.72	31.25	19.98	22.15	30.00	42.38	95.93	79.03	71.26	70.36	64.02	52.98	45.35	39.24	33.47	36.71	65.22	99.35	83.01	73.95	65.68	47.51	41.78
Cleared(GW)	63.4	62.7	61.5	61.5	62.5	64.7	68.5	72.7	73.0	72.7	73.2	71.9	71.0	70.6	70.0	69.4	69.5	72.1	75.0	75.0	74.7	72.6	71.0	68.2



Preliminary Real-Time Prices with Forecasted and Actual System Load

	HE1	HE2	HE3	HE4	HE5	HE6	HE7	HE8	HE9	HE10	HE11	HE12	HE13	HE14	HE15	HE16	HE17	HE18	HE19	HE20	HE21	HE22	HE23	HE24
CINERGY.HUB	28.14	68.02	28.54	21.66	13.08	21.63	32.41	119.69	119.70	42.32	61.17	58.82	67.30	34.32	28.30	29.89	42.05	51.80	79.94	63.48	53.82	34.61	32.68	61.58
FE.HUB	13.82	20.15	26.51	13.40	13.17	21.90	27.23	113.05	120.35	42.47	61.58	59.21	67.13	30.13	28.67	30.29	42.36	46.78	80.45	36.80	52.20	32.00	30.42	39.54
ILLINOIS.HUB	27.65	65.20	27.72	21.20	12.38	20.71	25.50	104.83	117.51	41.99	60.72	58.36	66.93	34.16	28.15	29.63	41.65	51.55	80.10	64.83	53.86	34.23	31.40	62.01
MICHIGAN.HUB	28.01	65.05	28.96	21.59	13.64	23.02	28.33	116.38	125.26	43.39	63.10	61.12	70.18	35.44	29.44	31.18	44.03	54.13	82.98	64.13	55.47	36.35	34.78	62.48
MINN.HUB	29.76	61.62	26.19	20.21	15.04	-21.18	-12.46	78.34	-35.55	40.29	33.12	17.52	34.68	26.40	28.23	29.61	40.87	51.67	98.51	79.37	84.80	75.84	74.31	78.81
Forecasted(GW)	65.7	63.8	62.8	62.4	63.2	65.6	71.2	76.0	77.3	76.5	75.9	75.2	74.3	73.4	72.6	71.7	71.8	74.2	77.9	78.3	76.9	74.8	71.9	68.0
(RT) - (DA Load)	1.12	-0.17	0.07	-0.40	-1.16	-1.02	0.13	2.29	3.61	3.10	1.93	2.57	2.27	1.84	1.68	1.58	1.54	1.07	2.34	2.32	1.24	1.38	-0.65	-2.16



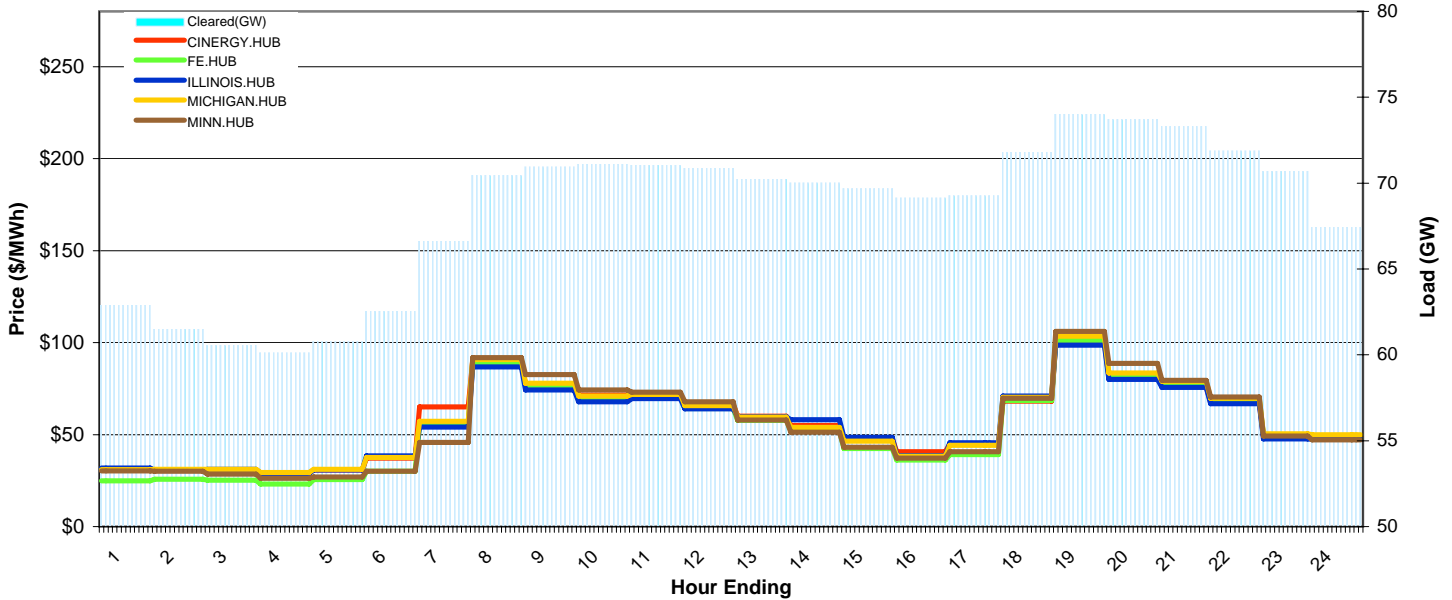
MISO Daily Report

Delivery Day: Thursday, January 17, 2008

Price Color Codes: ≤0 ≥100 ≥200

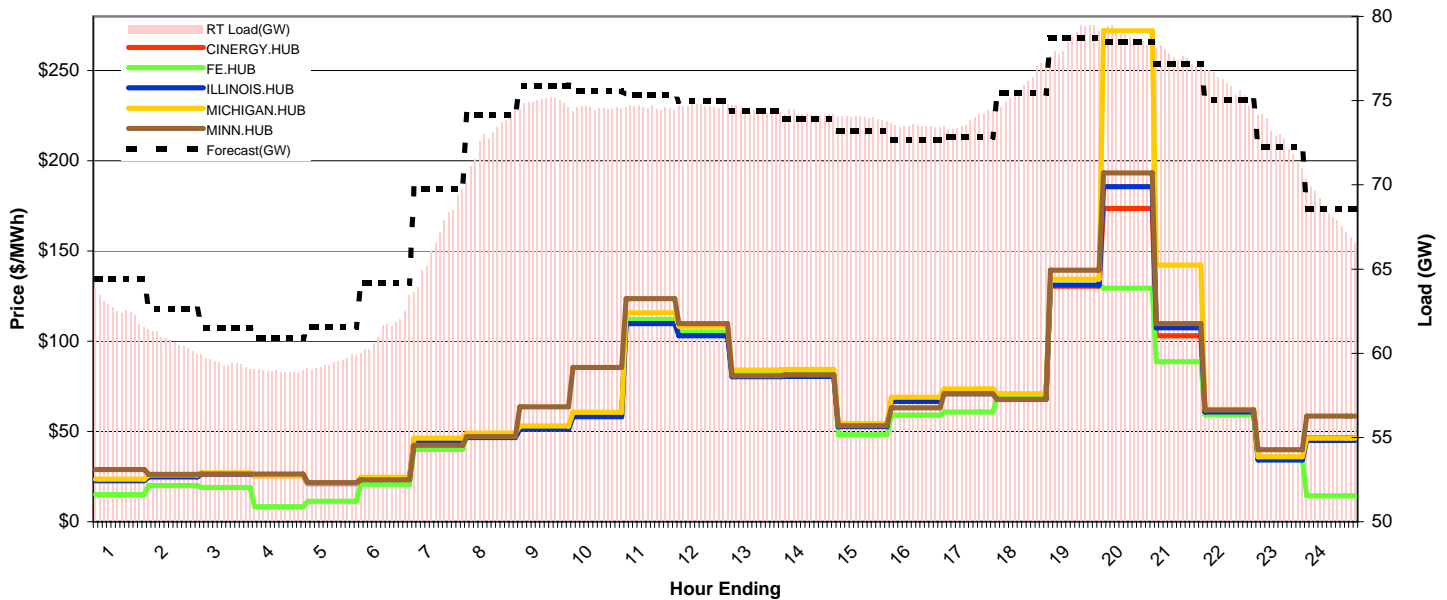
Day-Ahead Prices and Cleared Load

	HE1	HE2	HE3	HE4	HE5	HE6	HE7	HE8	HE9	HE10	HE11	HE12	HE13	HE14	HE15	HE16	HE17	HE18	HE19	HE20	HE21	HE22	HE23	HE24
CINERGY.HUB	30.53	31.00	30.96	29.29	30.80	37.17	65.00	90.22	77.15	71.49	72.40	66.40	60.00	55.00	48.04	40.64	45.00	68.23	100.43	81.01	76.36	67.41	48.99	48.70
FE.HUB	24.95	25.68	25.22	23.12	25.59	30.07	55.58	89.18	76.57	69.71	70.28	64.22	57.80	52.22	42.41	36.09	39.11	68.55	101.25	82.15	77.72	68.61	49.91	47.82
ILLINOIS.HUB	31.81	30.65	31.18	28.92	30.75	38.41	54.07	86.78	74.34	67.81	69.58	64.05	59.64	58.10	48.56	38.59	45.62	70.99	98.67	79.92	75.73	66.84	47.67	47.44
MICHIGAN.HUB	31.03	31.21	31.07	29.35	31.11	37.53	57.17	90.77	77.97	71.04	71.77	65.78	59.44	53.96	46.38	38.22	44.16	70.24	103.44	83.53	78.99	69.74	50.41	49.84
MINN.HUB	30.25	30.16	28.52	26.23	26.88	30.15	45.69	91.80	82.53	74.33	73.02	67.81	58.00	51.34	43.06	37.23	40.63	69.66	106.04	88.62	79.47	70.37	49.23	47.17
Cleared(GW)	62.9	61.5	60.6	60.1	60.8	62.5	66.6	70.4	70.9	71.1	71.1	70.9	70.2	70.0	69.7	69.1	69.3	71.8	74.0	73.7	73.3	71.9	70.7	67.4



Preliminary Real-Time Prices with Forecasted and Actual System Load

	HE1	HE2	HE3	HE4	HE5	HE6	HE7	HE8	HE9	HE10	HE11	HE12	HE13	HE14	HE15	HE16	HE17	HE18	HE19	HE20	HE21	HE22	HE23	HE24
CINERGY.HUB	23.04	25.25	26.66	25.62	21.24	24.08	45.46	47.65	52.37	58.77	111.44	104.48	81.14	81.34	52.95	67.03	71.50	68.45	130.60	173.64	103.11	60.76	34.58	46.47
FE.HUB	15.05	20.09	19.00	8.34	11.31	20.67	40.00	47.96	51.87	58.93	112.03	105.22	81.62	81.68	48.17	59.10	60.86	68.97	131.01	129.49	88.61	59.22	34.23	14.32
ILLINOIS.HUB	22.71	24.82	26.36	25.76	21.17	23.57	44.19	46.71	51.16	58.08	109.76	103.08	80.31	80.51	52.67	66.68	70.96	67.76	130.98	185.61	107.41	60.89	34.23	45.04
MICHIGAN.HUB	23.66	25.88	27.12	25.57	21.34	24.59	46.31	49.04	53.09	60.71	115.76	108.26	84.08	84.45	54.44	68.98	73.54	70.86	134.45	272.02	142.23	62.27	35.99	46.24
MINN.HUB	28.85	26.33	26.38	26.39	21.56	23.27	42.31	47.09	63.73	85.46	123.63	109.81	80.94	81.43	53.24	63.13	70.93	67.79	139.43	193.29	109.84	61.95	39.92	58.46
Forecasted(GW)	64.4	62.6	61.5	60.9	61.6	64.2	69.8	74.2	75.9	75.6	75.4	75.0	74.4	73.9	73.2	72.7	72.9	75.4	78.7	78.5	77.2	75.1	72.3	68.6
(RT) - (DA Load)	-0.26	-0.77	-1.11	-1.18	-1.35	-1.13	0.16	2.37	4.00	3.44	3.54	3.87	4.18	4.21	4.31	4.37	4.53	4.05	4.72	5.14	4.30	3.98	2.07	0.91



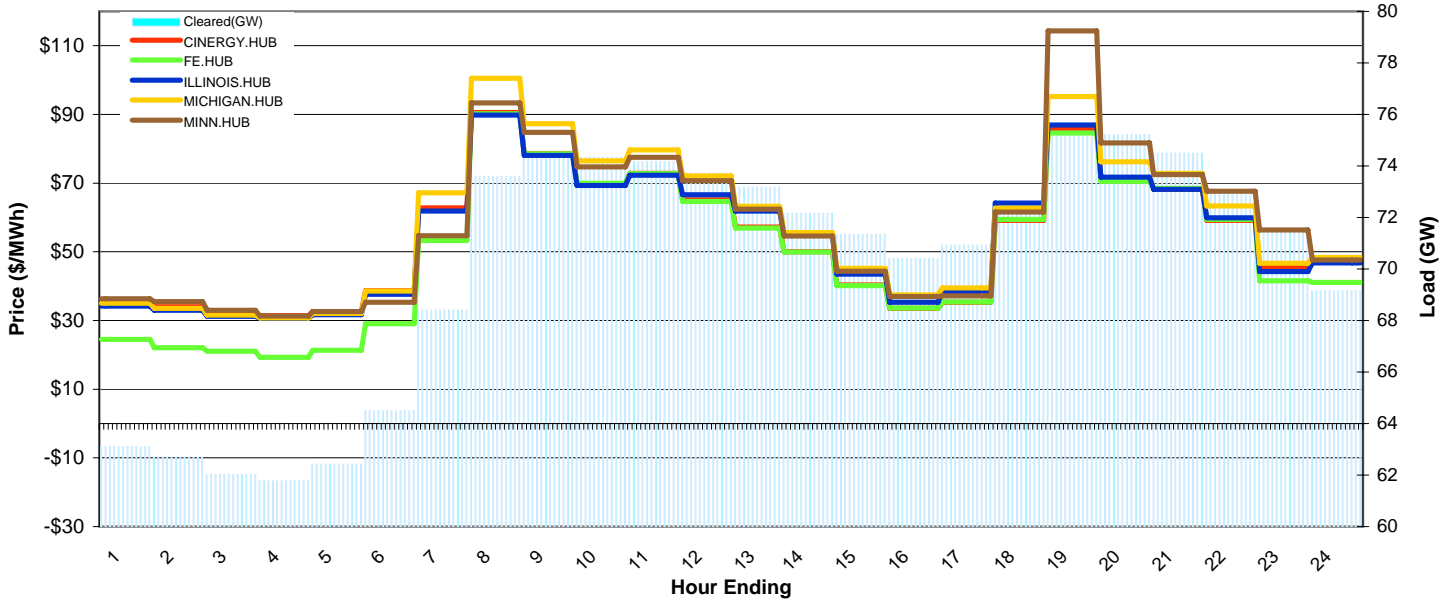
MISO Daily Report

Delivery Day: Friday, January 18, 2008

Price Color Codes: ≤0 ≥100 ≥200

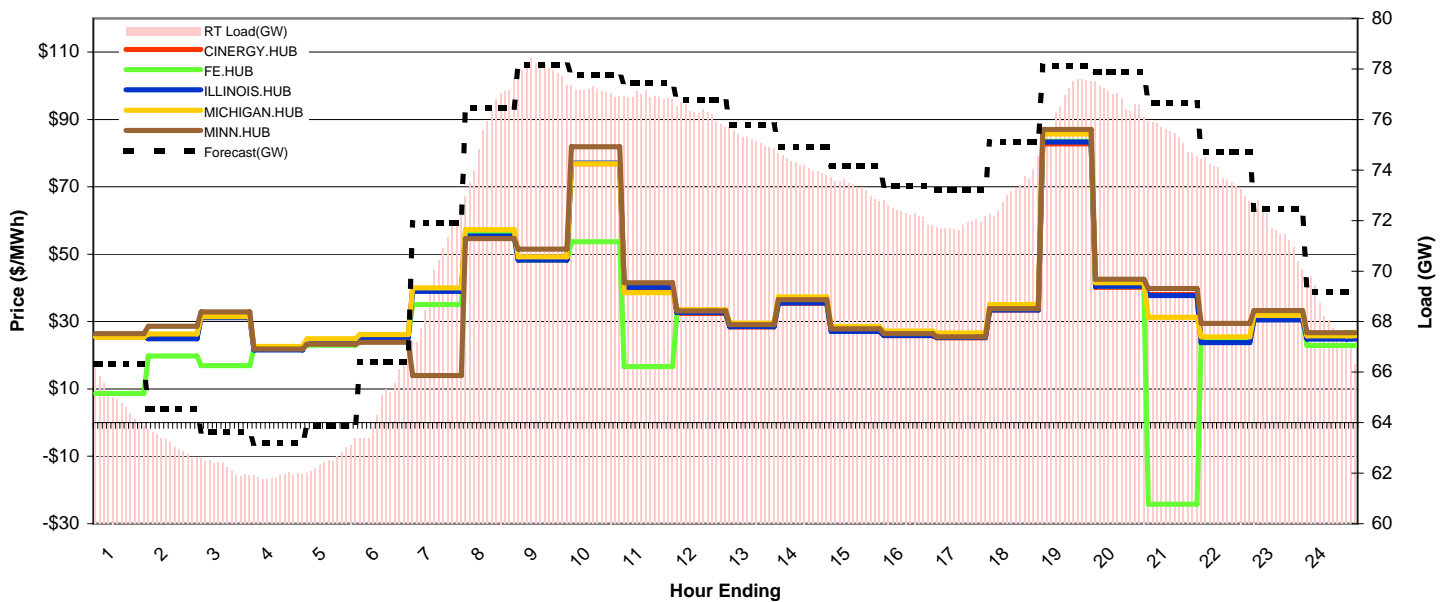
Day-Ahead Prices and Cleared Load

	HE1	HE2	HE3	HE4	HE5	HE6	HE7	HE8	HE9	HE10	HE11	HE12	HE13	HE14	HE15	HE16	HE17	HE18	HE19	HE20	HE21	HE22	HE23	HE24
CINERGY.HUB	35.17	33.97	32.10	31.44	32.57	38.71	62.77	90.56	78.62	69.83	72.86	65.15	57.23	50.00	40.31	33.55	35.31	59.13	85.59	71.55	68.23	59.12	45.77	47.98
FE.HUB	24.52	22.05	21.01	19.26	21.32	29.08	53.27	90.17	78.55	69.95	72.76	64.62	56.92	49.92	40.15	33.67	35.36	59.44	84.60	70.55	68.47	59.43	41.57	41.06
ILLINOIS.HUB	34.20	33.02	31.24	30.61	31.72	37.68	61.88	89.83	78.05	69.32	72.31	66.64	61.89	55.25	43.52	35.32	38.26	64.16	86.90	71.75	68.16	59.88	44.27	46.73
MICHIGAN.HUB	35.03	33.51	31.61	30.77	32.02	38.53	67.18	100.57	87.34	76.48	79.62	72.12	63.30	55.65	45.14	37.49	39.53	62.70	95.24	76.21	72.83	63.36	46.65	48.34
MINN.HUB	36.30	35.52	32.94	31.28	32.57	35.27	54.65	93.31	84.80	74.71	77.55	70.72	62.44	54.57	44.37	37.00	37.19	61.57	114.30	81.68	72.53	67.63	56.40	47.61
Cleared(GW)	63.1	62.7	62.0	61.8	62.4	64.5	68.4	73.6	74.3	74.3	74.2	73.7	73.2	72.2	71.3	70.4	70.9	72.6	75.6	75.2	74.5	73.1	71.6	69.2



Preliminary Real-Time Prices with Forecasted and Actual System Load

	HE1	HE2	HE3	HE4	HE5	HE6	HE7	HE8	HE9	HE10	HE11	HE12	HE13	HE14	HE15	HE16	HE17	HE18	HE19	HE20	HE21	HE22	HE23	HE24
CINERGY.HUB	25.45	25.54	31.67	21.91	24.22	25.57	39.85	56.11	48.31	76.91	39.92	32.43	28.38	35.45	27.05	25.83	25.24	33.43	82.79	40.24	38.00	24.19	30.64	24.98
FE.HUB	8.64	19.74	16.90	22.03	23.00	25.36	35.04	56.34	48.29	53.68	16.63	32.74	28.73	35.98	27.49	26.30	25.69	34.06	83.55	40.47	-24.18	24.62	30.93	22.91
ILLINOIS.HUB	25.68	24.93	31.22	21.57	24.04	25.18	38.93	55.39	48.29	77.10	40.16	32.68	28.54	35.55	27.09	25.86	25.28	33.42	83.31	40.50	37.73	23.77	30.48	24.81
MICHIGAN.HUB	25.40	26.35	31.44	22.64	24.87	26.14	40.06	57.26	49.25	76.86	38.58	33.56	29.59	37.32	28.51	27.19	26.62	35.04	85.72	41.58	31.30	25.50	31.82	25.74
MINN.HUB	26.41	28.58	32.91	21.89	23.26	23.91	13.94	54.60	51.55	81.94	41.53	33.20	29.11	36.52	27.81	26.40	25.48	33.82	87.08	42.61	39.80	29.47	33.27	26.68
Forecasted(GW)	66.3	64.5	63.6	63.2	63.9	66.4	71.9	76.5	78.2	77.8	77.4	76.8	75.8	74.9	74.2	73.4	73.2	75.1	78.1	77.9	76.7	74.7	72.4	69.2
(RT) - (DA Load)	1.75	0.43	0.21	0.10	0.16	0.37	1.46	2.15	3.67	2.78	2.75	2.51	2.03	2.03	1.96	1.87	0.89	0.55	1.08	1.62	0.85	0.61	0.01	-1.05



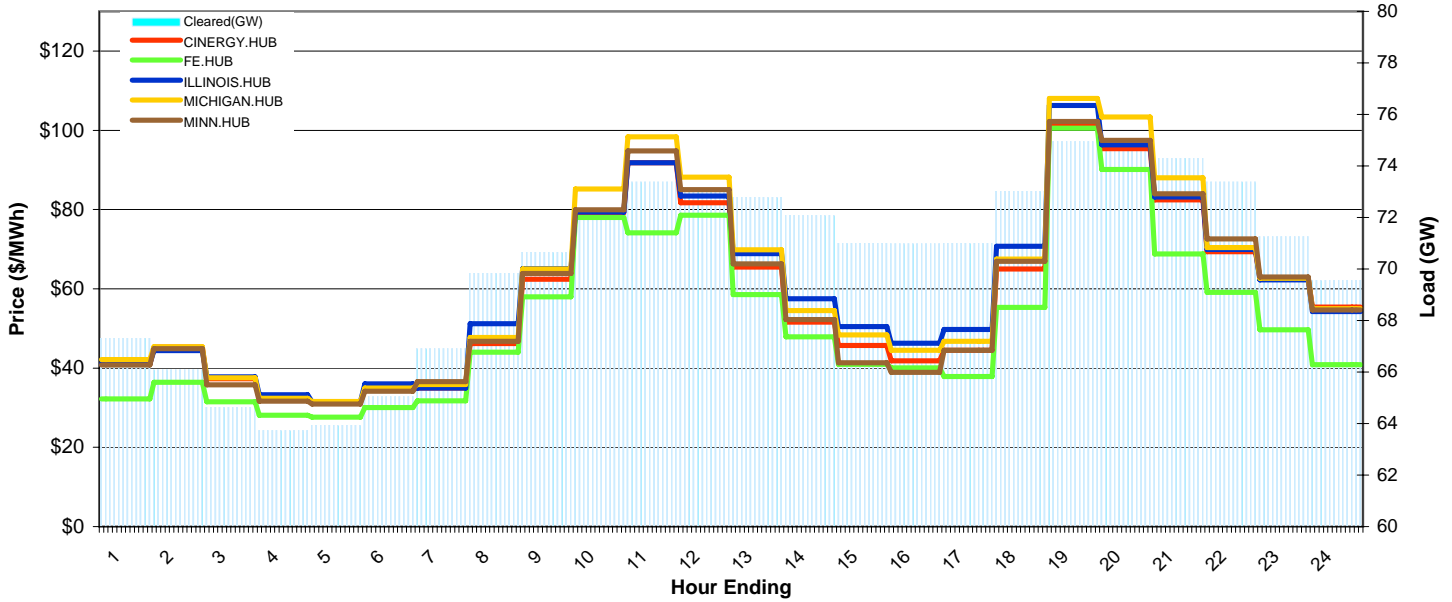
MISO Daily Report

Delivery Day: Saturday, January 19, 2008

Price Color Codes: ≤0 ≥100 ≥200

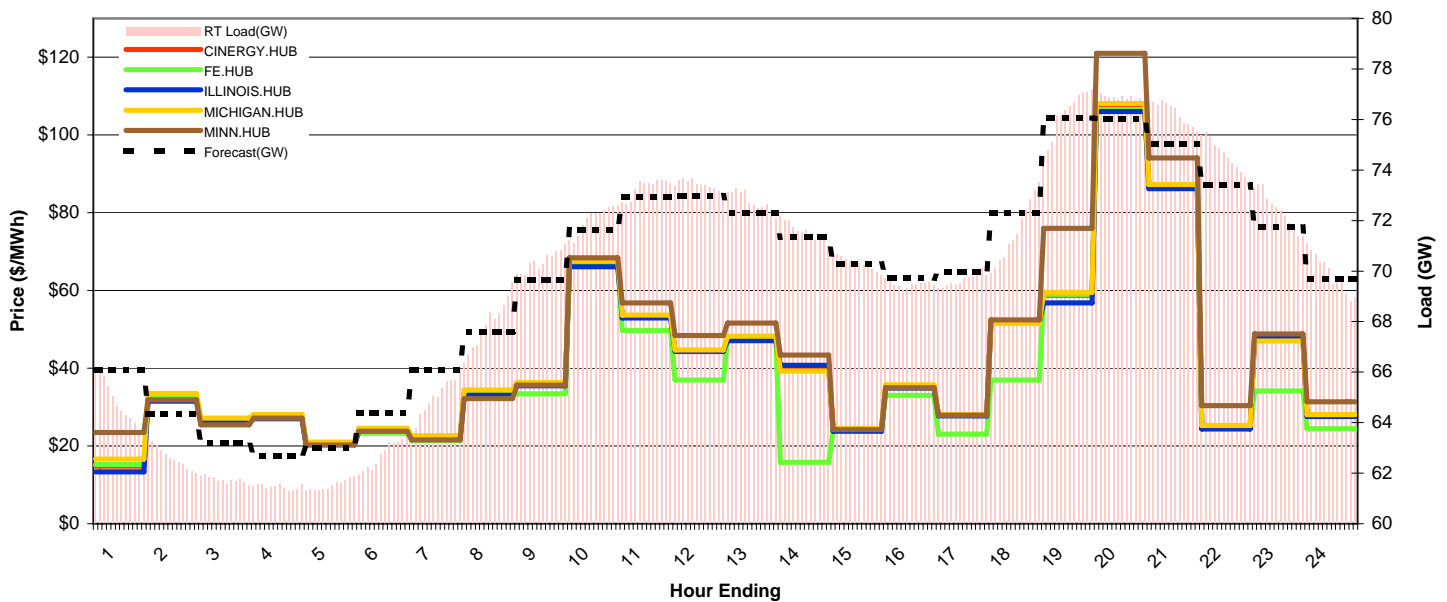
Day-Ahead Prices and Cleared Load

	HE1	HE2	HE3	HE4	HE5	HE6	HE7	HE8	HE9	HE10	HE11	HE12	HE13	HE14	HE15	HE16	HE17	HE18	HE19	HE20	HE21	HE22	HE23	HE24
CINERGY.HUB	40.96	45.31	37.30	31.99	31.23	34.61	35.00	46.15	62.40	79.22	91.83	81.74	65.52	51.56	45.73	41.80	44.46	65.00	101.06	95.32	82.46	69.38	62.62	55.38
FE.HUB	32.22	36.40	31.50	28.10	27.63	30.00	31.72	44.04	58.00	78.00	74.16	78.60	58.54	47.85	40.95	40.06	37.87	55.30	100.52	90.11	68.77	59.12	49.68	40.84
ILLINOIS.HUB	41.13	44.38	37.82	33.26	31.53	36.03	34.97	51.20	65.12	79.40	91.79	83.39	68.89	57.51	50.48	46.26	49.75	70.76	106.26	96.34	83.15	69.91	62.23	54.29
MICHIGAN.HUB	42.12	45.38	37.52	32.39	31.58	34.95	35.89	47.72	64.99	85.22	98.38	88.19	69.85	54.49	48.37	44.47	46.72	67.54	108.06	103.34	88.00	70.37	62.64	54.95
MINN.HUB	40.81	44.93	35.80	31.68	30.92	34.16	36.58	46.72	63.85	79.95	94.80	85.00	66.26	52.27	41.37	38.92	44.50	66.91	102.25	97.42	84.01	72.57	63.00	54.69
Cleared(GW)	67.3	66.1	64.6	63.7	63.9	65.0	66.9	69.8	70.6	72.1	73.4	73.1	72.8	72.1	71.0	71.0	71.0	73.0	74.9	75.0	74.3	73.4	71.3	69.6



Preliminary Real-Time Prices with Forecasted and Actual System Load

	HE1	HE2	HE3	HE4	HE5	HE6	HE7	HE8	HE9	HE10	HE11	HE12	HE13	HE14	HE15	HE16	HE17	HE18	HE19	HE20	HE21	HE22	HE23	HE24
CINERGY.HUB	14.86	32.19	26.36	27.31	20.51	24.01	22.09	33.43	35.75	66.56	53.08	44.32	47.42	40.09	23.98	35.22	27.91	52.08	58.78	106.83	86.56	24.89	47.98	27.82
FE.HUB	15.27	32.65	26.68	27.58	20.67	23.32	21.39	33.72	33.40	67.01	49.74	36.96	47.66	15.81	24.17	33.04	23.08	36.96	59.03	106.53	86.49	24.96	34.19	24.44
ILLINOIS.HUB	13.36	31.57	26.03	27.03	20.37	23.92	21.96	33.13	35.52	66.11	52.97	44.36	47.08	40.75	23.81	34.91	27.74	51.78	56.77	106.02	86.16	24.33	47.69	27.62
MICHIGAN.HUB	16.63	33.48	27.19	28.08	21.01	24.52	22.62	34.39	36.29	67.66	53.65	44.70	48.27	39.27	24.51	35.72	28.08	51.56	59.55	108.11	87.23	25.29	47.05	28.06
MINN.HUB	23.49	31.85	25.42	27.19	20.25	23.76	21.53	32.16	35.66	68.45	56.79	48.43	51.63	43.36	24.23	35.01	27.87	52.45	75.99	121.06	94.14	30.37	48.81	31.38
Forecasted(GW)	66.1	64.3	63.2	62.7	63.0	64.4	66.1	67.6	69.7	71.6	72.9	73.0	72.3	71.3	70.3	69.7	70.0	72.3	76.1	76.0	75.0	73.4	71.7	69.7
(RT) - (DA Load)	-2.54	-3.46	-2.90	-2.27	-2.41	-2.31	-1.95	-1.97	-0.27	-0.03	-0.08	0.35	-0.03	-0.50	-0.68	-1.50	-1.34	-1.44	1.24	1.91	1.98	1.19	1.16	0.37



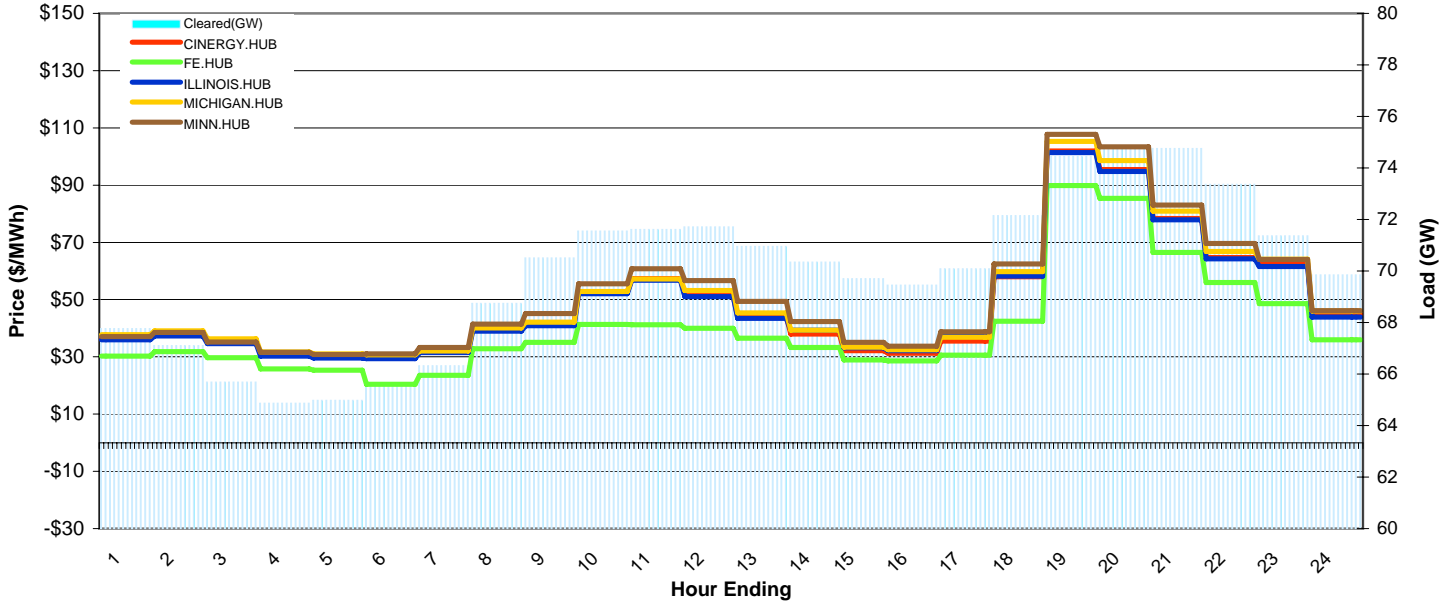
MISO Daily Report

Delivery Day: Sunday, January 20, 2008

Price Color Codes: ≤0 >=100 >=200

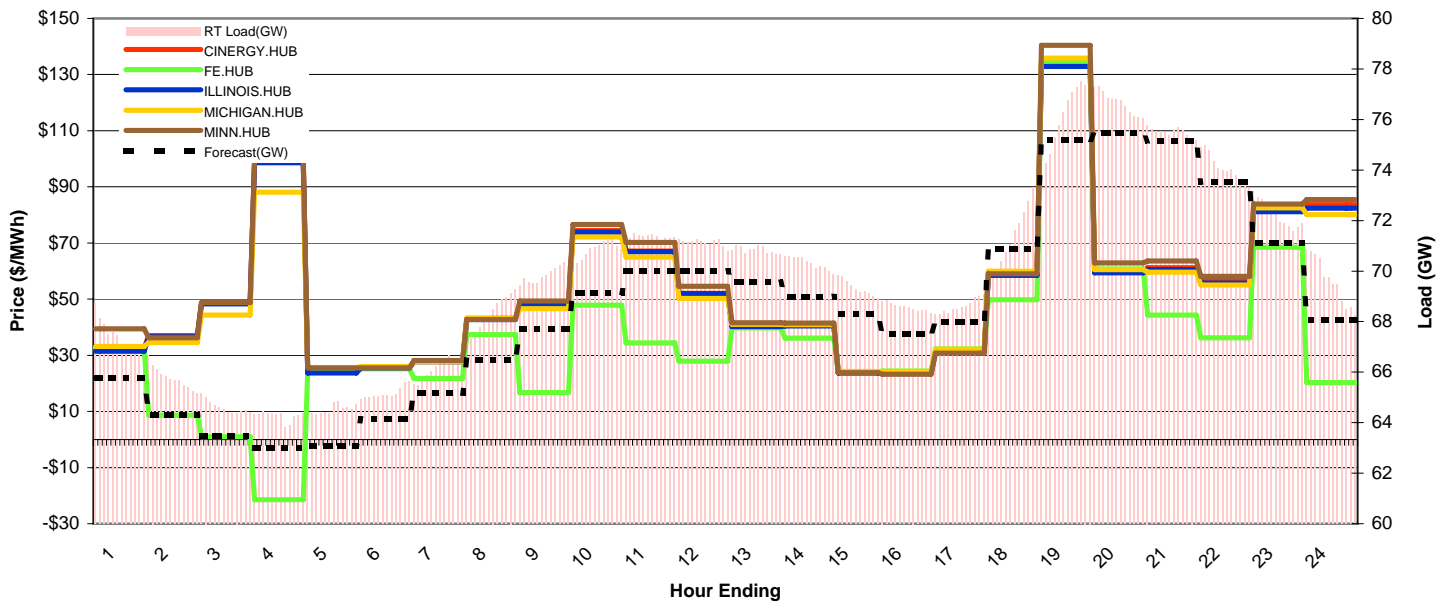
Day-Ahead Prices and Cleared Load

	HE1	HE2	HE3	HE4	HE5	HE6	HE7	HE8	HE9	HE10	HE11	HE12	HE13	HE14	HE15	HE16	HE17	HE18	HE19	HE20	HE21	HE22	HE23	HE24
CINERGY.HUB	36.78	38.09	35.33	30.93	30.26	29.99	32.00	40.00	42.00	52.51	57.27	51.43	43.87	37.98	32.11	31.25	35.47	57.99	101.97	95.40	78.39	64.68	62.72	44.86
FE.HUB	30.28	31.82	29.74	25.84	25.39	20.45	23.52	32.85	35.12	41.29	41.24	40.00	36.48	33.28	28.92	28.62	30.55	42.44	89.84	85.43	66.44	56.02	48.57	35.96
ILLINOIS.HUB	36.00	37.30	34.62	30.29	29.64	29.34	31.53	39.03	40.90	52.07	56.77	51.02	43.49	39.33	33.18	32.15	37.31	58.19	101.33	94.73	77.89	64.24	61.60	43.93
MICHIGAN.HUB	37.79	39.10	36.26	31.73	31.05	30.74	32.05	40.07	42.10	52.86	57.16	53.15	45.36	39.37	33.37	32.48	36.86	59.82	105.30	98.59	80.93	66.80	64.17	46.02
MINN.HUB	37.13	38.57	35.20	31.58	30.87	31.09	33.27	41.39	45.10	55.51	60.78	56.61	49.40	42.29	35.05	33.73	38.79	62.43	107.77	103.34	83.05	69.60	63.99	46.18
Cleared(GW)	67.8	67.1	65.7	64.9	65.0	65.7	66.3	68.8	70.5	71.6	71.6	71.7	71.0	70.3	69.7	69.5	70.1	72.1	74.5	74.8	74.8	73.4	71.4	69.8



Preliminary Real-Time Prices with Forecasted and Actual System Load

	HE1	HE2	HE3	HE4	HE5	HE6	HE7	HE8	HE9	HE10	HE11	HE12	HE13	HE14	HE15	HE16	HE17	HE18	HE19	HE20	HE21	HE22	HE23	HE24
CINERGY.HUB	32.61	37.07	48.71	100.33	24.04	25.79	27.84	43.15	47.90	74.44	67.15	52.13	40.76	40.94	23.91	23.83	31.61	59.54	134.69	60.11	61.25	56.68	82.59	83.64
FE.HUB	32.62	8.65	0.96	-21.45	24.12	25.13	21.73	37.42	16.71	47.85	34.44	27.94	39.71	36.12	23.71	24.32	32.20	49.76	134.32	60.76	44.31	36.25	68.47	20.28
ILLINOIS.HUB	31.41	36.60	48.27	98.60	23.64	25.51	27.64	42.74	47.89	73.81	66.91	51.91	40.26	40.40	23.67	23.60	31.20	58.45	132.93	59.36	60.47	55.75	81.13	82.44
MICHIGAN.HUB	33.19	34.50	44.30	88.10	25.64	25.96	27.68	43.11	46.64	72.18	64.91	50.21	41.01	40.89	24.25	24.24	32.18	59.91	135.83	60.51	59.55	55.05	82.56	80.17
MINN.HUB	39.41	36.25	48.78	99.94	25.53	25.55	28.19	42.77	49.31	76.63	70.20	54.63	41.59	41.42	23.80	23.28	30.80	59.02	140.40	62.92	63.60	58.07	83.87	85.47
Forecasted(GW)	65.8	64.3	63.5	63.0	63.1	64.2	65.2	66.5	67.7	69.1	70.0	70.0	69.6	69.0	68.3	67.5	68.0	70.9	75.2	75.5	75.2	73.5	71.1	68.1
(RT) - (DA Load)	-0.39	-1.35	-1.09	-0.61	-0.47	-0.51	-0.14	-0.49	-0.67	-0.76	-0.28	-0.59	-0.13	-0.03	-0.37	-0.88	-1.50	-0.75	1.67	1.83	0.73	0.72	0.88	-0.24



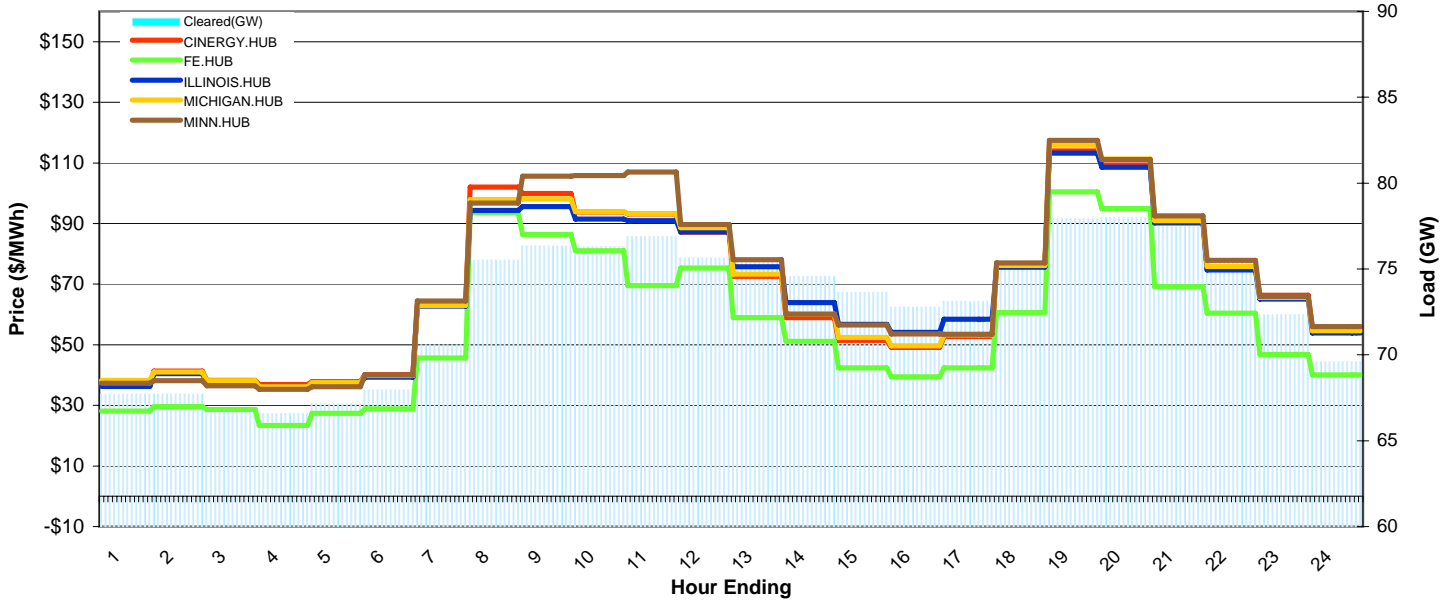
MISO Daily Report

Delivery Day: Monday, January 21, 2008

Price Color Codes: ≤0 ≥100 ≥200

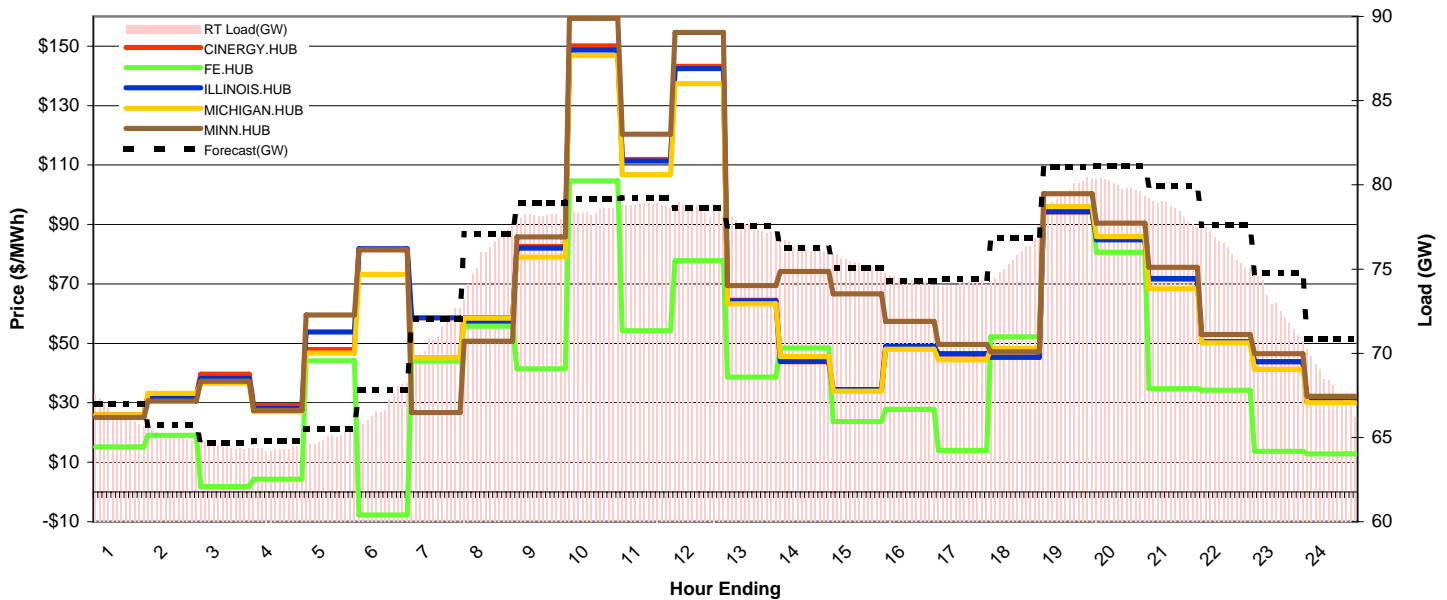
Day-Ahead Prices and Cleared Load

	HE1	HE2	HE3	HE4	HE5	HE6	HE7	HE8	HE9	HE10	HE11	HE12	HE13	HE14	HE15	HE16	HE17	HE18	HE19	HE20	HE21	HE22	HE23	HE24
CINERGY.HUB	37.14	41.33	38.27	36.89	37.85	40.20	63.16	102.06	99.93	93.78	93.17	87.11	72.54	59.00	51.43	49.15	52.70	75.66	113.98	109.30	90.85	75.29	66.38	55.13
FE.HUB	28.15	29.64	28.60	23.41	27.35	28.89	45.61	93.55	86.38	81.04	69.54	75.33	58.98	51.17	42.40	39.43	42.34	60.60	100.49	94.96	69.20	60.38	46.81	40.07
ILLINOIS.HUB	36.30	40.44	37.46	36.14	37.07	39.35	62.72	94.29	95.60	91.50	90.99	87.21	75.73	63.87	56.74	54.08	58.39	75.61	113.24	108.63	90.24	74.70	65.07	53.93
MICHIGAN.HUB	38.23	41.05	38.11	36.16	37.53	39.83	62.93	97.87	98.17	93.95	93.24	88.59	73.32	60.13	52.37	49.70	53.26	76.15	115.93	111.34	90.96	75.86	65.55	54.67
MINN.HUB	37.33	38.19	36.48	35.26	36.11	40.04	64.45	96.72	105.59	105.85	107.01	89.71	78.01	60.14	56.55	53.57	53.42	76.96	117.44	111.06	92.51	77.85	65.90	56.00
Cleared(GW)	67.7	67.7	66.7	66.6	67.1	68.0	70.6	75.5	76.3	76.3	76.9	75.7	75.4	74.6	73.6	72.8	73.1	75.4	77.9	78.0	77.5	75.4	72.3	69.6



Preliminary Real-Time Prices with Forecasted and Actual System Load

	HE1	HE2	HE3	HE4	HE5	HE6	HE7	HE8	HE9	HE10	HE11	HE12	HE13	HE14	HE15	HE16	HE17	HE18	HE19	HE20	HE21	HE22	HE23	HE24
CINERGY.HUB	25.93	32.89	39.67	29.13	47.95	81.55	45.05	58.63	82.59	150.08	111.87	143.19	64.45	43.84	34.26	48.45	46.37	45.33	94.23	84.92	71.63	50.60	43.84	30.70
FE.HUB	15.21	19.08	1.80	4.34	44.16	-7.79	44.03	55.79	41.44	104.65	54.23	77.88	38.70	48.50	23.72	27.80	14.01	52.18	95.38	80.70	34.80	34.28	13.73	12.78
ILLINOIS.HUB	25.34	31.90	38.19	28.09	53.82	81.87	58.63	57.49	82.00	148.65	111.32	142.40	64.25	43.89	34.49	48.96	46.52	45.36	94.34	84.85	71.83	50.55	43.81	30.51
MICHIGAN.HUB	25.94	33.22	36.66	27.02	46.74	73.23	45.15	58.45	79.06	146.83	106.77	137.42	63.27	45.57	33.97	47.99	44.53	48.21	96.06	85.90	68.34	50.17	41.23	30.02
MINN.HUB	25.05	30.64	37.24	27.42	59.58	81.54	26.75	50.69	85.82	159.31	120.33	154.61	69.49	74.20	66.64	57.43	49.64	47.22	100.36	90.40	75.58	53.01	46.55	32.17
Forecasted(GW)	67.0	65.7	64.7	64.8	65.5	67.8	72.1	77.1	78.9	79.2	79.2	78.6	77.5	76.2	75.1	74.3	74.4	76.8	81.0	81.1	79.9	77.6	74.8	70.8
(RT) - (DA Load)	-1.23	-2.58	-2.17	-2.24	-2.18	-1.09	0.39	0.36	1.77	2.10	1.91	2.88	2.15	1.74	1.71	1.60	0.99	0.23	1.60	1.96	1.02	0.89	0.38	-1.40



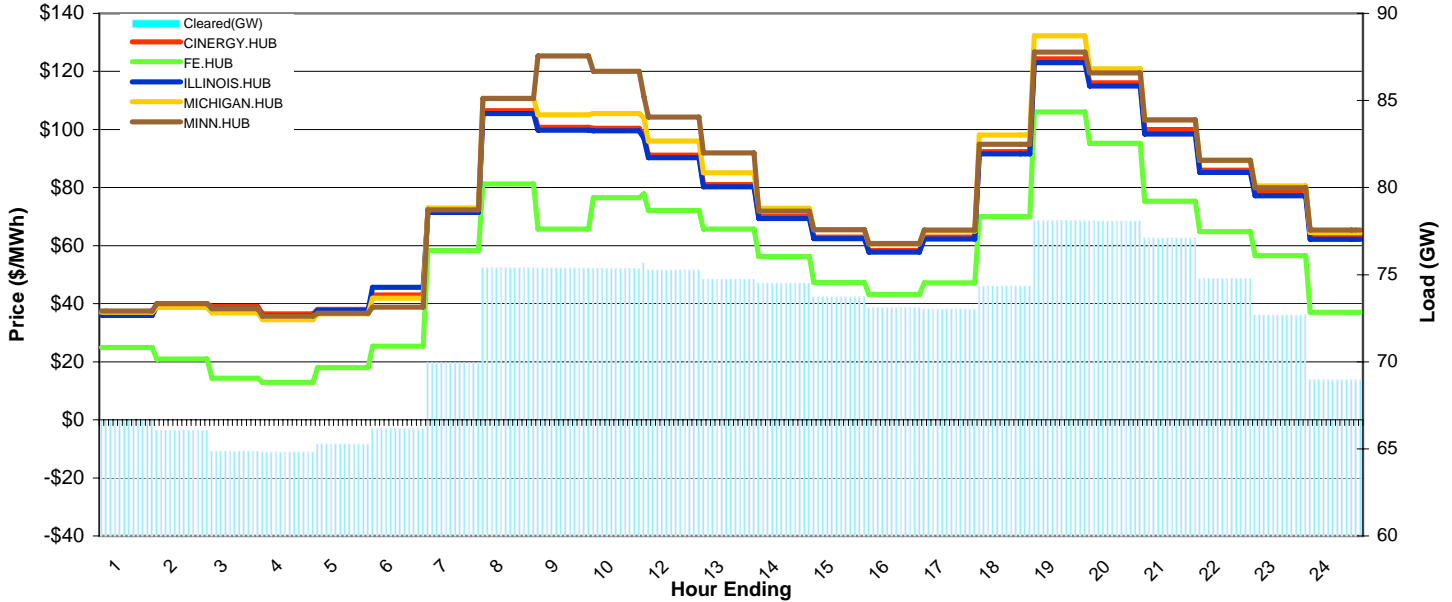
MISO Daily Report

Delivery Day: Tuesday, January 22, 2008

Price Color Codes: ≤0 ≥100 ≥200

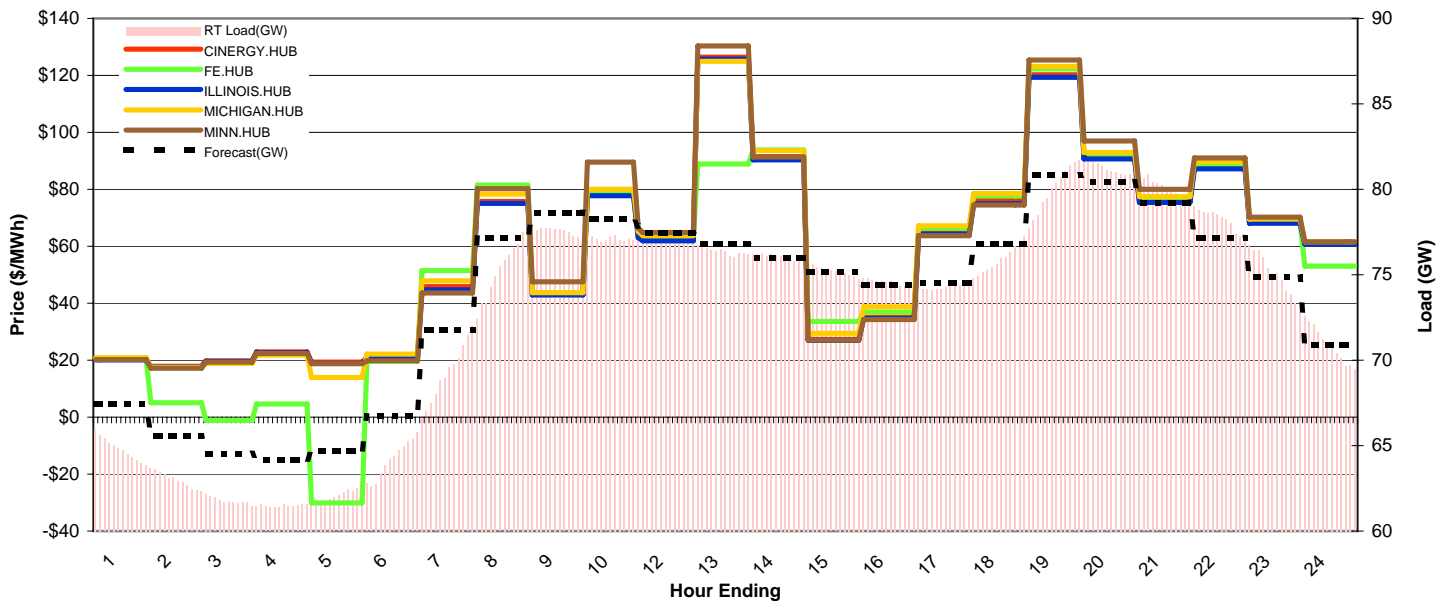
Day-Ahead Prices and Cleared Load

	HE1	HE2	HE3	HE4	HE5	HE6	HE7	HE8	HE9	HE10	HE11	HE12	HE13	HE14	HE15	HE16	HE17	HE18	HE19	HE20	HE21	HE22	HE23	HE24
CINERGY.HUB	36.75	39.92	39.03	36.54	38.01	43.03	72.15	106.47	100.72	100.46	97.89	91.16	81.04	70.00	62.98	58.33	62.92	92.43	124.38	116.12	99.99	86.00	78.58	63.01
FE.HUB	24.91	20.94	14.33	12.89	17.93	25.39	58.27	81.23	65.73	76.48	77.83	72.09	65.67	56.21	47.35	43.22	47.18	70.05	106.00	95.30	75.26	64.86	56.55	37.06
ILLINOIS.HUB	35.91	39.05	38.24	35.83	37.68	45.69	71.39	110.83	105.02	105.51	104.07	96.01	85.08	72.84	65.47	60.66	65.07	98.06	132.31	120.96	103.35	89.41	80.54	64.47
MICHIGAN.HUB	37.51	40.00	38.27	35.69	36.76	38.79	72.29	110.72	125.31	120.05	111.37	104.26	91.98	71.87	65.47	60.72	65.42	94.96	126.70	119.53	103.28	89.41	79.95	65.43
MINN.HUB																								
Cleared(GW)	66.7	66.1	64.8	64.8	65.3	66.2	69.9	75.4	75.4	75.3	75.7	75.3	74.7	74.5	73.7	73.1	73.0	74.4	78.1	78.1	77.1	74.8	72.7	69.0



Preliminary Real-Time Prices with Forecasted and Actual System Load

	HE1	HE2	HE3	HE4	HE5	HE6	HE7	HE8	HE9	HE10	HE11	HE12	HE13	HE14	HE15	HE16	HE17	HE18	HE19	HE20	HE21	HE22	HE23	HE24
CINERGY.HUB	20.41	17.84	19.72	22.94	19.27	21.02	45.84	75.68	43.07	78.18	63.38	62.11	126.41	91.42	27.29	35.03	65.16	76.03	120.27	91.08	75.89	87.72	68.37	61.40
FE.HUB	20.25	5.01	-1.17	4.66	-30.13	19.64	51.51	81.48	43.62	79.26	64.77	62.96	88.88	93.86	33.56	36.88	66.31	77.61	122.27	92.23	76.66	88.30	68.55	53.07
ILLINOIS.HUB	20.10	17.64	19.50	22.56	18.87	20.55	44.67	75.10	42.94	77.71	63.03	61.89	125.75	90.31	27.00	34.61	64.30	74.95	119.34	90.65	75.42	87.24	68.07	60.81
MICHIGAN.HUB	20.95	17.57	18.87	21.83	13.88	22.17	47.91	78.26	43.71	79.96	65.21	63.71	124.90	93.63	29.49	38.79	67.20	78.54	123.18	92.95	77.43	89.68	69.57	61.54
MINN.HUB	20.20	17.20	19.34	22.31	18.77	19.77	43.60	80.17	47.49	89.56	66.35	64.85	130.30	91.35	27.12	34.28	63.73	74.45	125.42	97.02	79.96	91.00	70.19	61.55
Forecasted(GW)	67.4	65.5	64.5	64.2	64.7	66.7	71.8	77.2	78.6	78.3	77.8	77.4	76.8	76.0	75.2	74.4	74.5	76.8	80.8	80.5	79.2	77.2	74.9	70.9
(RT) - (DA Load)	-1.88	-3.06	-3.06	-3.33	-3.20	-1.99	-0.70	-0.04	2.16	1.76	1.47	1.82	1.65	1.51	1.52	1.42	1.26	1.52	1.91	3.11	3.01	3.44	2.33	1.97



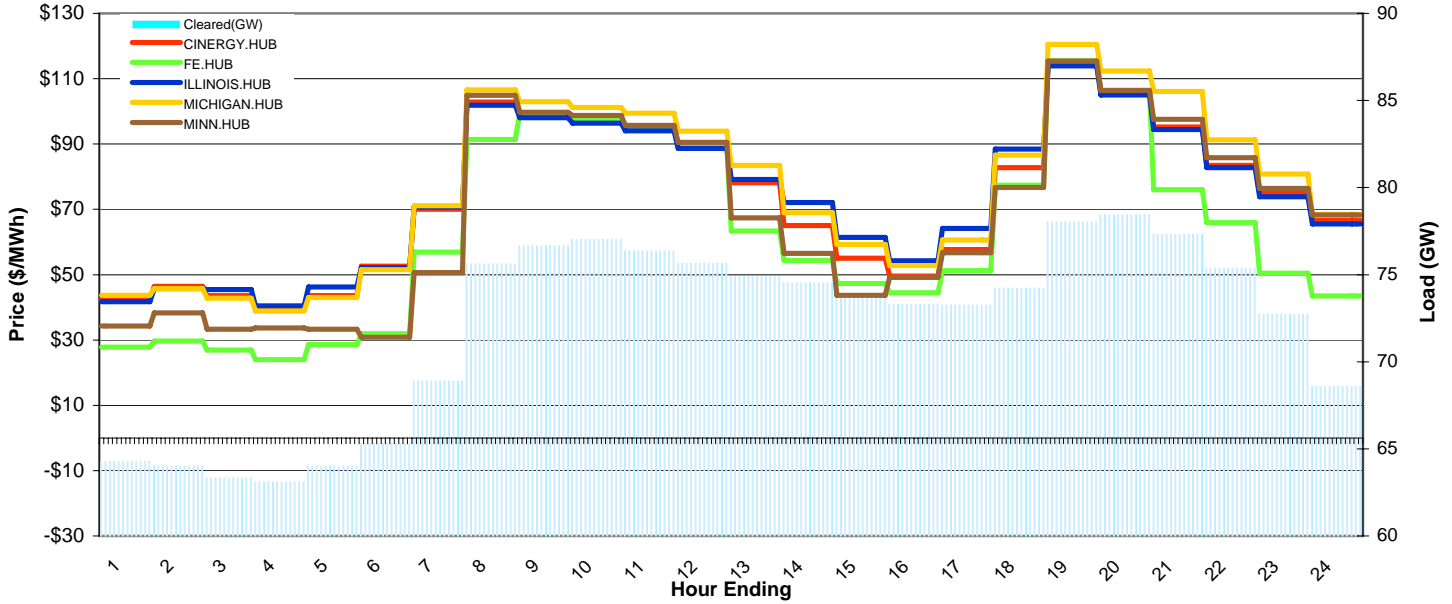
MISO Daily Report

Delivery Day: Wednesday, January 23, 2008

Price Color Codes: <=0 >=100 >=200

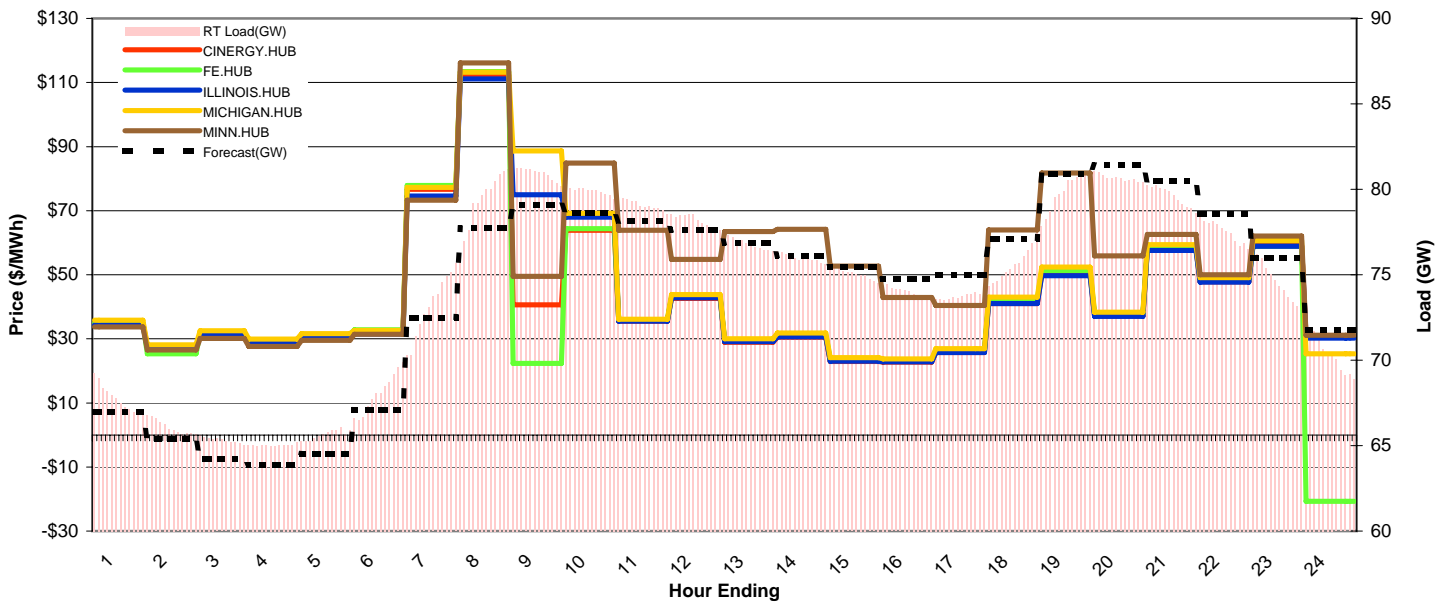
Day-Ahead Prices and Cleared Load

	HE1	HE2	HE3	HE4	HE5	HE6	HE7	HE8	HE9	HE10	HE11	HE12	HE13	HE14	HE15	HE16	HE17	HE18	HE19	HE20	HE21	HE22	HE23	HE24
CINERGY.HUB	42.45	46.38	43.54	39.68	43.56	52.56	70.00	102.88	99.08	97.39	95.00	89.56	78.14	65.00	55.00	49.54	57.69	82.76	115.08	106.09	95.25	83.42	74.99	66.57
FE.HUB	27.81	29.68	26.88	23.98	28.60	31.95	56.95	91.40	99.45	97.76	95.35	89.89	63.37	54.35	47.34	44.48	51.24	77.39	115.50	106.47	76.00	65.95	50.40	43.52
ILLINOIS.HUB	41.71	45.71	45.42	40.49	46.21	52.11	70.77	101.89	98.10	96.43	94.06	88.67	79.19	72.10	61.40	54.28	64.12	88.44	113.94	105.04	94.45	82.74	73.84	65.55
MICHIGAN.HUB	43.66	45.74	42.81	38.86	43.01	51.55	71.09	106.63	102.92	101.19	99.46	93.96	83.46	68.94	59.24	52.82	60.60	86.62	120.48	112.41	106.09	91.26	80.78	68.50
MINN.HUB	34.25	38.34	33.29	33.65	33.30	30.86	50.68	104.90	99.76	98.73	95.73	90.47	67.39	56.49	43.65	49.21	56.74	76.71	115.40	106.39	97.61	85.77	76.37	68.28
Cleared(GW)	64.3	64.0	63.3	63.1	64.0	65.3	68.9	75.6	76.7	77.0	76.4	75.7	74.9	74.5	73.7	73.3	73.2	74.2	78.0	78.5	77.3	75.4	72.7	68.6



Preliminary Real-Time Prices with Forecasted and Actual System Load

	HE1	HE2	HE3	HE4	HE5	HE6	HE7	HE8	HE9	HE10	HE11	HE12	HE13	HE14	HE15	HE16	HE17	HE18	HE19	HE20	HE21	HE22	HE23	HE24
CINERGY.HUB	34.82	27.73	31.66	29.15	30.97	32.35	76.69	112.31	40.58	63.85	35.47	42.57	28.96	30.49	22.98	22.71	25.72	41.04	50.20	37.10	57.79	47.79	59.14	30.63
FE.HUB	35.05	25.33	31.95	29.41	31.29	32.83	77.86	113.40	22.31	64.37	35.90	43.07	29.53	31.24	23.65	23.36	26.45	42.22	51.28	37.69	58.56	48.30	58.90	-20.74
ILLINOIS.HUB	34.27	27.19	30.99	28.49	30.27	31.57	74.60	111.14	74.99	67.97	35.48	42.81	29.11	30.59	23.08	22.81	25.78	41.05	49.69	36.99	57.56	47.70	58.92	30.19
MICHIGAN.HUB	35.79	28.14	32.55	29.93	31.58	32.59	77.22	113.22	88.65	69.13	36.13	43.77	30.06	31.87	24.13	23.75	26.96	43.02	52.42	38.34	59.41	49.07	60.69	25.37
MINN.HUB	33.75	26.50	30.11	27.62	29.48	31.42	73.24	116.09	49.49	84.83	63.93	54.84	63.44	64.22	52.66	42.86	40.42	64.03	81.80	55.89	62.63	50.02	62.12	31.14
Forecasted(GW)	66.9	65.4	64.2	63.9	64.5	67.1	72.5	77.7	79.1	78.6	78.1	77.6	76.9	76.1	75.5	74.7	75.0	77.1	80.9	81.4	80.5	78.6	76.0	71.8
(RT) - (DA Load)	3.50	2.10	2.00	1.93	1.63	2.76	4.26	3.75	4.25	2.88	2.71	2.54	1.96	1.44	1.38	0.70	0.50	1.37	1.86	2.22	2.30	2.15	1.84	1.84



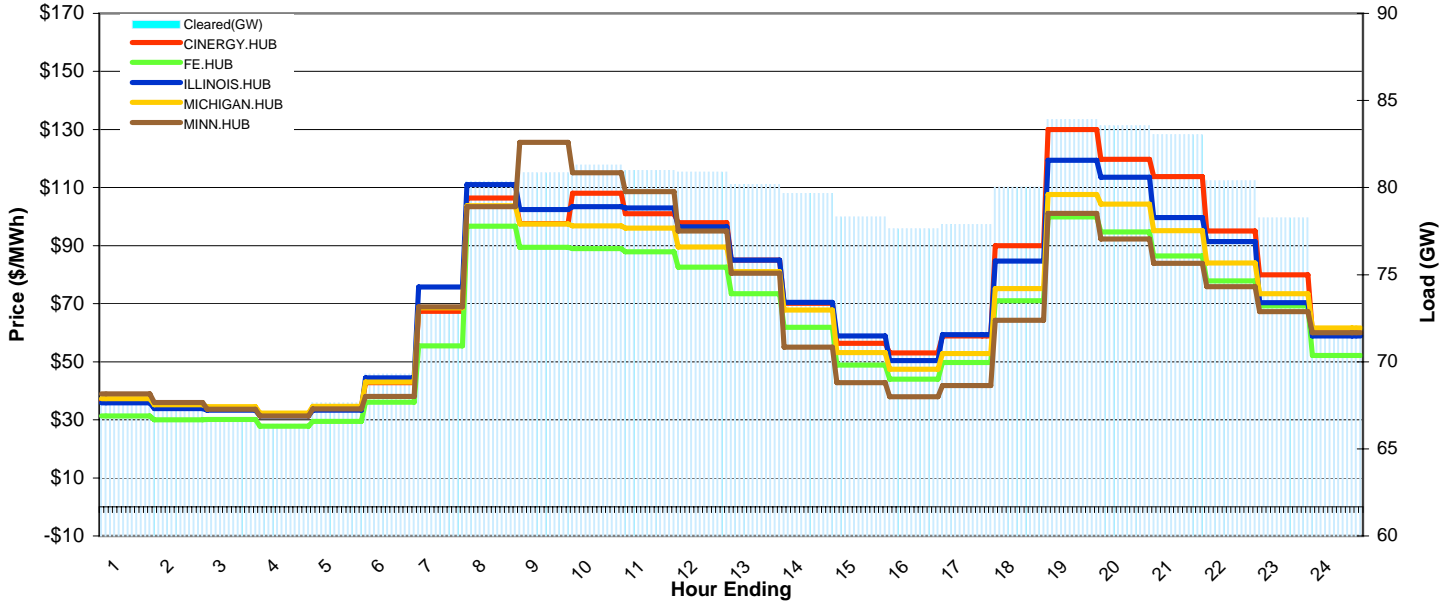
MISO Daily Report

Delivery Day: Thursday, January 24, 2008

Price Color Codes: ≤0 >=100 >=200

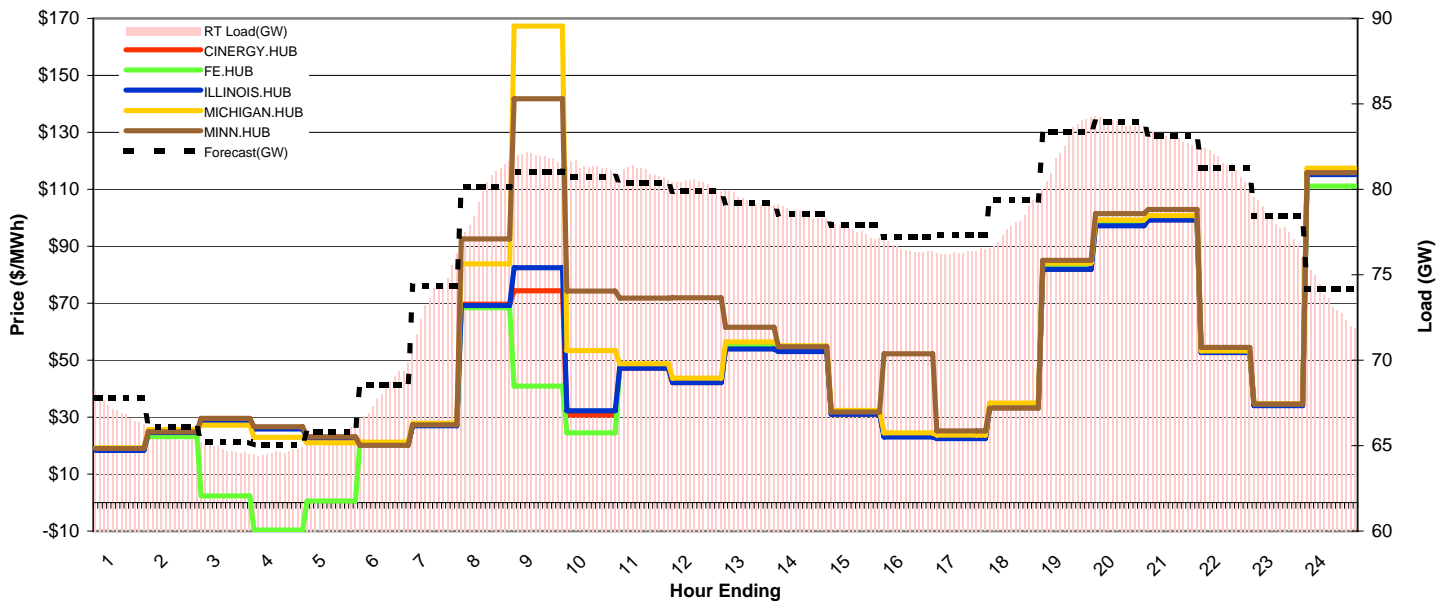
Day-Ahead Prices and Cleared Load

	HE1	HE2	HE3	HE4	HE5	HE6	HE7	HE8	HE9	HE10	HE11	HE12	HE13	HE14	HE15	HE16	HE17	HE18	HE19	HE20	HE21	HE22	HE23	HE24
CINERGY.HUB	36.77	34.67	34.06	31.99	34.25	42.76	67.39	106.37	97.61	108.05	101.00	97.95	85.00	70.14	56.39	53.04	58.85	90.00	130.00	119.73	113.79	95.00	80.00	59.98
FE.HUB	31.31	30.00	30.13	27.86	29.50	36.06	55.49	96.68	89.44	88.93	87.89	82.61	73.42	61.87	48.90	43.99	49.72	71.00	99.89	94.75	86.41	77.85	69.27	52.21
ILLINOIS.HUB	35.90	33.83	33.33	31.37	33.31	44.43	75.80	111.08	102.42	103.40	102.93	96.53	85.02	70.47	58.92	50.37	59.37	84.64	119.46	113.57	99.69	91.43	70.33	58.85
MICHIGAN.HUB	37.25	35.14	34.52	32.35	34.63	43.07	68.58	103.80	97.51	96.81	96.06	89.58	81.00	67.79	53.11	47.38	52.85	75.16	107.64	104.29	95.20	84.07	73.44	61.62
MINN.HUB	38.89	35.94	33.69	31.32	33.80	38.11	68.92	103.37	125.63	115.07	108.60	95.00	80.48	55.02	42.80	37.98	41.86	64.27	101.13	92.30	83.92	75.92	67.30	59.97
Cleared(GW)	67.9	67.7	66.7	66.4	67.7	69.3	73.2	80.4	80.9	81.3	81.0	80.9	80.2	79.7	78.3	77.6	77.9	80.0	83.9	83.5	83.0	80.4	78.3	71.7



Preliminary Real-Time Prices with Forecasted and Actual System Load

	HE1	HE2	HE3	HE4	HE5	HE6	HE7	HE8	HE9	HE10	HE11	HE12	HE13	HE14	HE15	HE16	HE17	HE18	HE19	HE20	HE21	HE22	HE23	HE24
CINERGY.HUB	18.61	25.01	29.50	26.31	22.98	20.69	27.50	69.68	74.35	30.80	47.19	42.13	54.23	53.38	31.12	23.26	22.72	33.74	81.92	97.37	99.35	52.71	34.13	116.15
FE.HUB	18.88	23.12	2.34	-9.65	0.61	20.94	27.75	68.48	40.87	24.48	47.70	42.63	54.88	54.03	31.57	23.81	23.25	34.52	83.13	98.25	100.01	52.88	34.16	111.17
ILLINOIS.HUB	18.34	24.62	28.92	25.82	22.57	20.30	26.98	69.24	82.47	32.30	47.15	42.08	53.98	53.08	30.99	23.06	22.52	33.52	81.91	97.22	99.23	52.75	34.01	115.18
MICHIGAN.HUB	19.24	25.58	27.15	22.89	21.02	21.22	27.91	83.83	167.28	53.38	48.73	43.71	56.37	55.10	32.31	24.51	23.72	34.98	84.03	99.26	100.80	53.22	34.67	117.46
MINN.HUB	19.01	24.82	29.52	26.67	23.00	20.07	27.35	92.54	141.78	74.26	71.81	71.89	61.62	54.70	31.75	52.24	25.17	33.17	85.01	101.50	102.94	54.47	34.63	115.79
Forecasted(GW)	67.8	66.1	65.2	65.0	65.8	68.5	74.3	80.2	81.0	80.7	80.4	79.9	79.2	78.6	77.9	77.2	77.3	79.4	83.4	83.9	83.2	81.3	78.5	74.1
(RT) - (DA Load)	-0.78	-2.19	-1.94	-1.81	-2.13	-1.12	0.56	-0.63	1.05	0.03	0.03	-0.54	-0.78	-1.01	-0.72	-1.10	-1.54	-2.05	-1.30	0.38	-0.04	1.09	-0.30	1.91



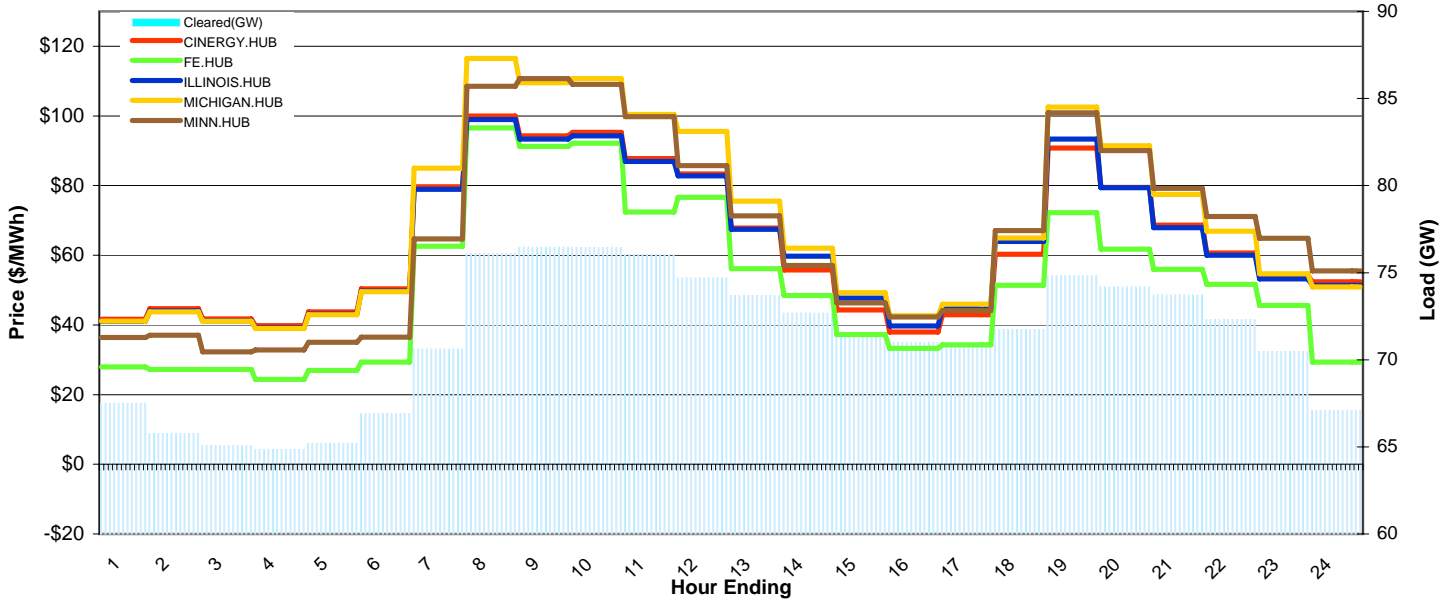
MISO Daily Report

Delivery Day: Friday, January 25, 2008

Price Color Codes: ≤0 ≥100 ≥200

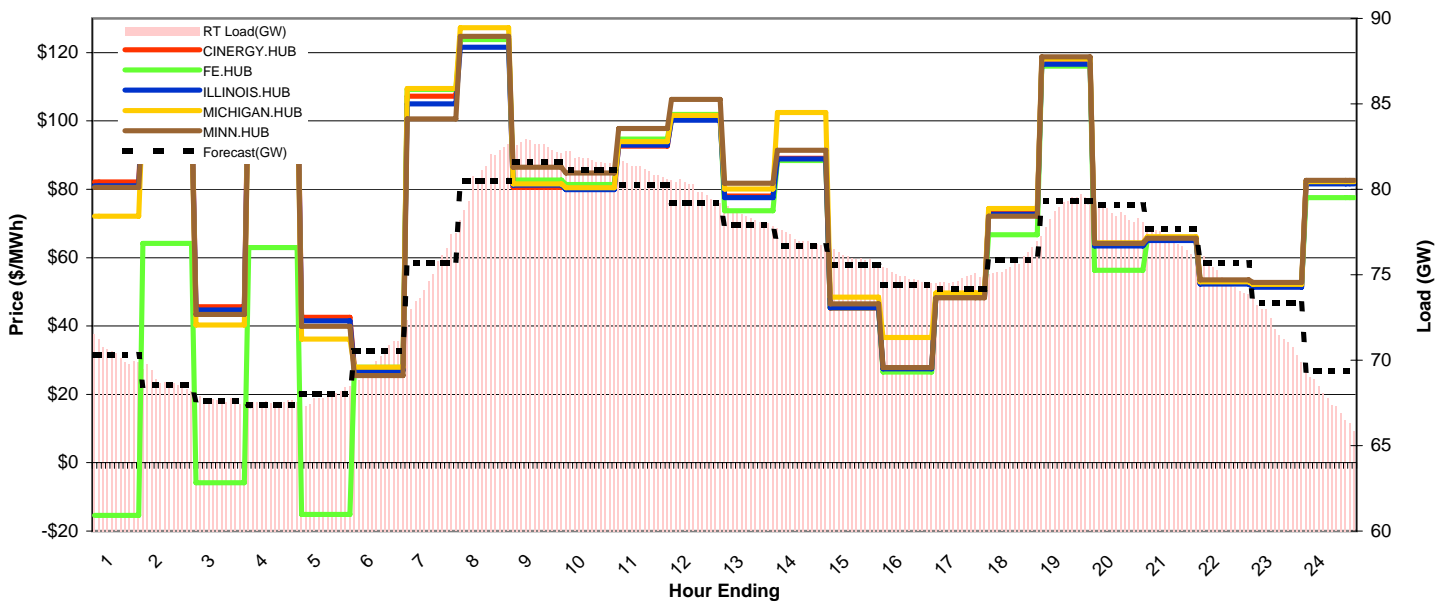
Day-Ahead Prices and Cleared Load

	HE1	HE2	HE3	HE4	HE5	HE6	HE7	HE8	HE9	HE10	HE11	HE12	HE13	HE14	HE15	HE16	HE17	HE18	HE19	HE20	HE21	HE22	HE23	HE24
CINERGY.HUB	41.68	44.66	41.70	39.79	43.74	50.38	79.70	99.94	94.27	95.29	87.78	83.33	67.85	55.76	44.32	38.00	42.93	60.29	90.80	79.45	68.64	60.67	54.24	52.41
FE.HUB	27.92	27.17	27.24	24.40	26.94	29.33	62.54	96.52	91.20	92.15	72.45	76.66	56.11	48.45	37.25	33.27	34.29	51.33	72.26	61.74	55.95	51.64	45.54	29.29
ILLINOIS.HUB	40.98	44.06	41.15	39.20	43.11	49.68	78.97	98.93	93.31	94.31	86.92	82.76	67.47	59.69	47.73	39.68	44.91	63.99	93.36	79.38	67.89	60.02	53.17	51.40
MICHIGAN.HUB	41.10	43.79	41.12	39.00	42.89	49.54	84.96	116.46	109.48	110.71	100.40	95.53	75.55	62.00	49.26	42.60	45.93	64.99	102.56	91.39	77.49	66.88	54.67	50.90
MINN.HUB	36.44	37.08	32.27	32.80	35.00	36.49	64.67	108.48	110.70	109.04	99.82	85.72	71.34	57.03	46.33	42.25	44.15	67.11	100.88	90.07	79.20	71.11	64.89	55.52
Cleared(GW)	67.5	65.8	65.1	64.8	65.2	66.9	70.6	76.1	76.5	76.4	76.0	74.7	73.7	72.7	71.6	71.0	71.0	71.7	74.8	74.2	73.7	72.3	70.5	67.1



Preliminary Real-Time Prices with Forecasted and Actual System Load

	HE1	HE2	HE3	HE4	HE5	HE6	HE7	HE8	HE9	HE10	HE11	HE12	HE13	HE14	HE15	HE16	HE17	HE18	HE19	HE20	HE21	HE22	HE23	HE24
CINERGY.HUB	82.16	107.44	45.62	121.85	42.58	27.82	107.24	124.08	80.57	80.81	92.63	101.02	78.05	89.09	45.23	27.34	48.54	72.98	116.71	63.64	65.31	52.50	51.61	82.03
FE.HUB	-15.37	64.13	-5.82	62.94	-15.16	27.97	109.18	123.84	82.73	81.42	94.73	101.92	73.71	88.42	45.31	26.52	49.19	66.69	116.05	56.34	65.27	53.02	51.99	77.60
ILLINOIS.HUB	81.07	105.65	44.67	119.25	41.49	27.01	104.98	121.60	81.25	79.91	92.94	100.27	77.56	88.90	45.34	27.45	48.49	72.65	116.58	63.45	65.05	52.32	51.36	81.60
MICHIGAN.HUB	72.12	104.12	40.34	116.63	36.22	27.91	109.51	127.28	81.61	80.46	93.97	101.59	80.11	102.51	48.41	36.62	49.65	74.42	118.21	64.35	66.14	52.98	52.21	82.28
MINN.HUB	80.60	102.45	43.38	114.09	39.94	25.51	100.64	124.74	86.44	84.80	97.83	106.30	81.79	91.41	46.46	27.85	48.23	72.12	118.77	64.14	65.70	53.46	52.71	82.61
Forecasted(GW)	70.3	68.5	67.6	67.4	68.0	70.5	75.7	80.5	81.6	81.1	80.2	79.2	77.9	76.7	75.5	74.4	74.1	75.8	79.3	79.1	77.7	75.7	73.4	69.4
(RT) - (DA Load)	2.94	3.05	2.60	2.72	2.70	3.19	4.34	4.88	6.09	5.33	5.12	5.29	4.72	4.43	4.46	3.91	3.79	3.97	4.11	4.42	3.27	2.59	1.34	0.58



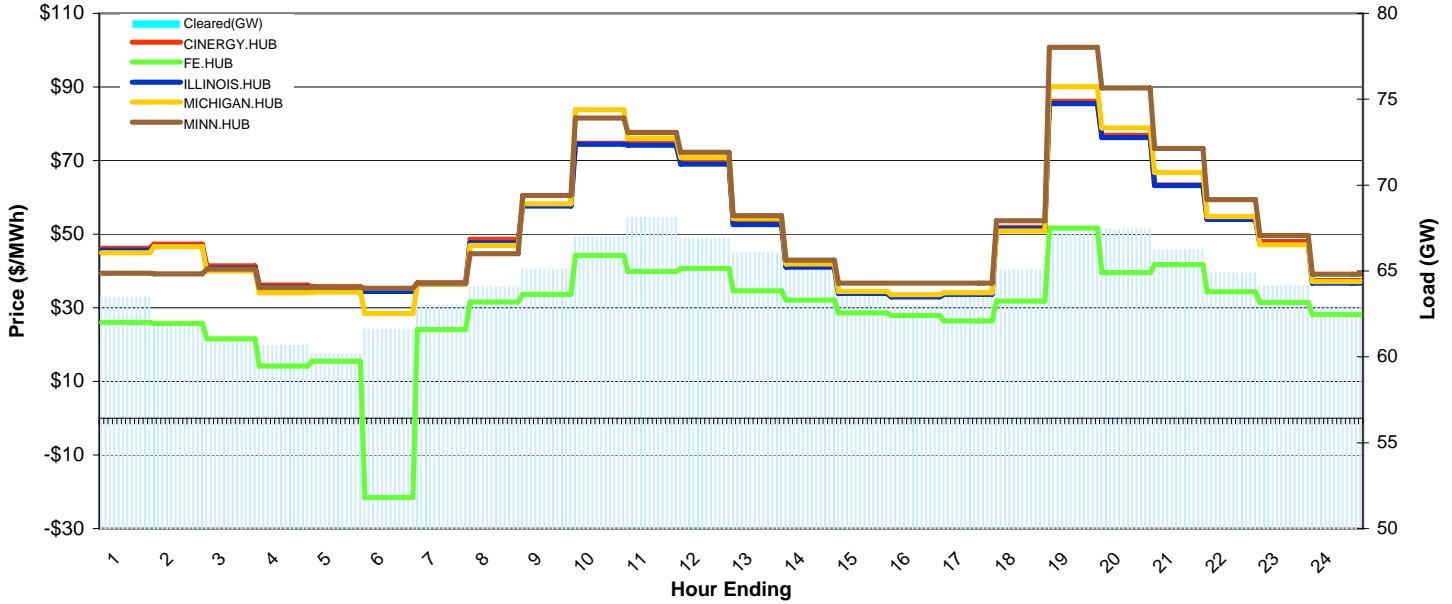
MISO Daily Report

Delivery Day: Saturday, January 26, 2008

Price Color Codes: ≤0 ≥100 ≥200

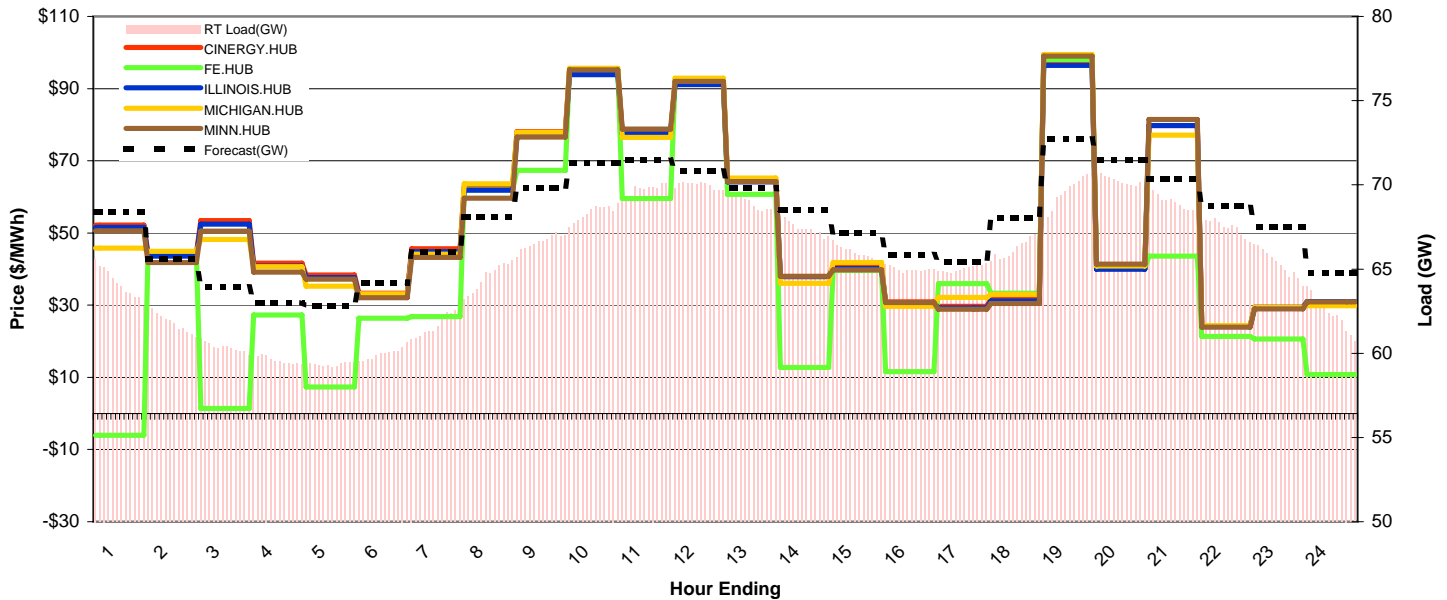
Day-Ahead Prices and Cleared Load

	HE1	HE2	HE3	HE4	HE5	HE6	HE7	HE8	HE9	HE10	HE11	HE12	HE13	HE14	HE15	HE16	HE17	HE18	HE19	HE20	HE21	HE22	HE23	HE24
CINERGY.HUB	46.21	47.31	41.36	36.14	35.78	35.07	36.80	48.65	58.02	74.68	74.60	69.43	52.94	41.25	34.13	33.16	33.87	51.81	86.13	76.91	63.40	54.27	47.99	37.40
FE.HUB	25.99	25.70	21.58	14.21	15.51	-21.59	24.09	31.53	33.62	44.20	39.84	40.70	34.61	32.07	28.58	27.89	26.47	31.82	51.62	39.55	41.75	34.38	31.44	28.18
ILLINOIS.HUB	45.65	46.68	40.78	35.62	35.25	34.42	36.43	47.68	57.68	74.45	74.15	69.02	52.64	41.04	33.94	32.99	33.68	51.52	85.52	76.27	63.18	53.96	47.25	36.69
MICHIGAN.HUB	44.93	46.58	39.99	34.08	34.22	28.40	36.47	46.98	58.30	83.79	76.13	70.82	54.23	41.87	34.46	33.58	34.07	50.84	90.09	78.88	66.75	54.74	47.16	37.16
MINN.HUB	39.35	39.23	40.49	35.47	35.53	35.28	36.69	44.66	60.51	81.54	77.62	72.24	55.07	42.97	36.69	36.67	36.67	53.69	100.80	89.77	73.27	59.35	49.61	39.11
Cleared(GW)	63.5	61.8	60.8	60.7	60.2	61.6	63.0	64.1	65.1	67.0	68.1	66.9	66.1	65.1	63.8	63.0	63.5	65.1	67.6	67.4	66.2	64.9	64.2	62.9



Preliminary Real-Time Prices with Forecasted and Actual System Load

	HE1	HE2	HE3	HE4	HE5	HE6	HE7	HE8	HE9	HE10	HE11	HE12	HE13	HE14	HE15	HE16	HE17	HE18	HE19	HE20	HE21	HE22	HE23	HE24
CINERGY.HUB	52.21	44.31	53.44	41.63	38.36	33.35	45.60	62.71	78.08	94.77	77.87	91.76	64.64	37.90	40.67	30.93	29.69	31.71	97.19	40.09	79.75	24.19	29.42	30.68
FE.HUB	-6.09	44.53	1.38	27.32	7.36	26.41	26.84	61.91	67.39	95.22	59.58	92.27	60.67	12.77	39.58	11.54	35.93	33.31	98.06	40.38	43.55	21.30	20.61	10.82
ILLINOIS.HUB	51.56	43.59	52.44	40.87	37.68	32.79	44.83	61.89	77.16	93.86	77.42	91.13	64.18	37.89	40.17	30.56	29.24	31.21	96.45	39.93	79.75	24.05	29.42	31.04
MICHIGAN.HUB	45.80	44.88	48.23	40.69	35.26	33.11	44.12	63.65	77.86	95.61	76.45	92.88	65.24	36.04	41.84	29.63	32.14	32.96	99.45	40.81	77.12	24.34	29.43	29.84
MINN.HUB	50.61	41.80	50.52	39.17	37.17	32.03	43.26	59.61	76.55	95.16	78.77	91.96	64.28	38.04	39.81	30.74	28.90	30.49	99.02	41.35	81.46	23.88	28.96	30.91
Forecasted(GW)	68.4	65.6	64.0	63.0	62.8	64.2	66.0	68.1	69.8	71.3	71.4	70.8	69.8	68.5	67.1	65.8	65.5	68.0	72.7	71.5	70.4	68.8	67.5	64.8
(RT) - (DA Load)	0.68	0.00	-0.50	-1.07	-0.86	-1.66	-1.30	0.41	1.47	1.32	1.58	3.04	2.83	2.35	2.21	1.96	1.51	1.17	1.92	2.78	2.73	2.62	1.16	-0.56



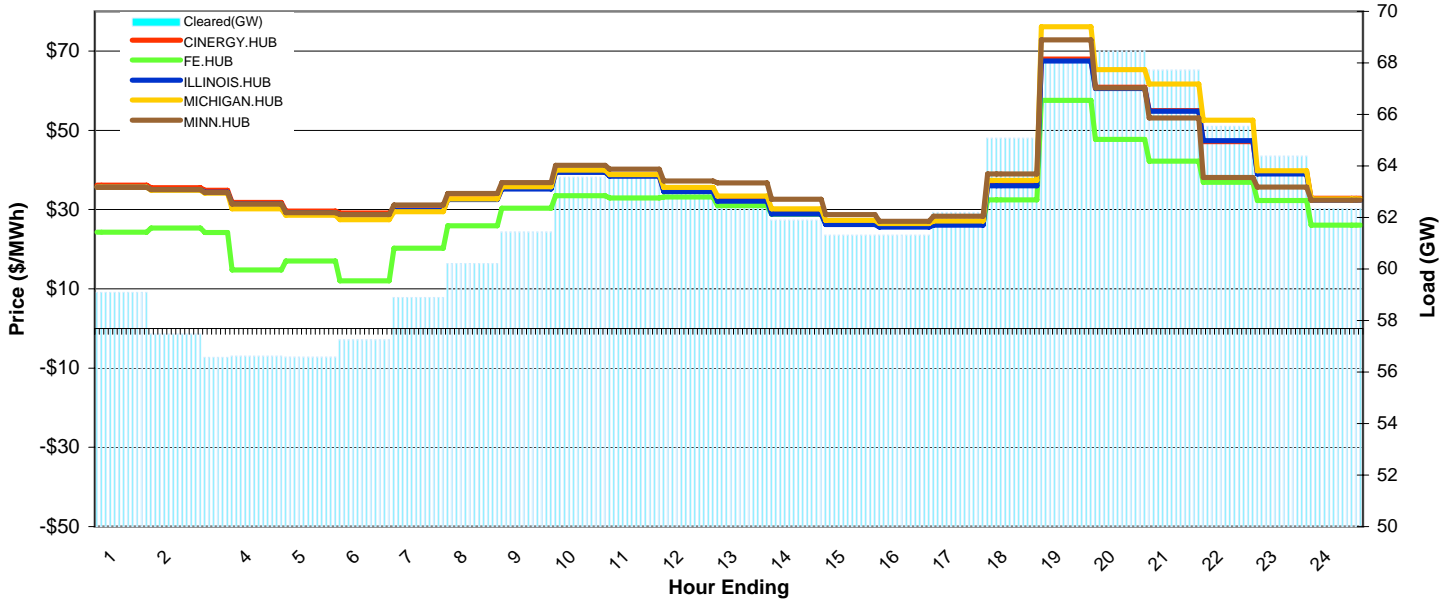
MISO Daily Report

Delivery Day: Sunday, January 27, 2008

Price Color Codes: ≤0 ≥100 ≥200

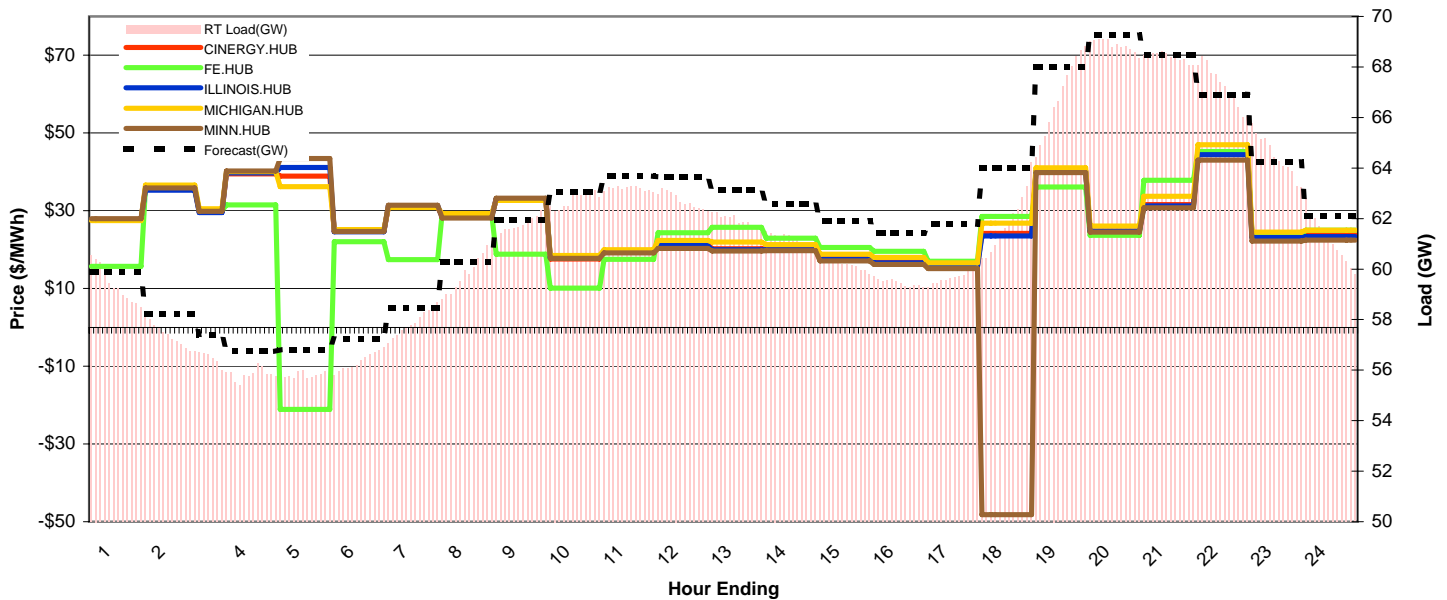
Day-Ahead Prices and Cleared Load

	HE1	HE2	HE3	HE4	HE5	HE6	HE7	HE8	HE9	HE10	HE11	HE12	HE13	HE14	HE15	HE16	HE17	HE18	HE19	HE20	HE21	HE22	HE23	HE24
CINERGY.HUB	36.14	35.51	34.85	31.82	29.62	29.12	29.94	32.66	35.35	39.56	38.61	34.78	32.59	29.28	26.49	25.70	26.29	36.29	68.00	60.88	54.96	47.15	39.43	32.81
FE.HUB	24.29	25.30	24.21	14.78	17.05	12.04	20.25	25.92	30.34	33.48	32.93	33.17	31.01	28.77	26.56	26.03	26.57	32.48	57.55	47.72	42.24	36.86	32.25	26.03
ILLINOIS.HUB	35.68	35.06	34.38	31.36	29.22	28.70	29.77	32.54	35.18	39.36	38.42	34.51	32.15	28.90	26.24	25.56	26.06	36.00	67.45	60.58	54.80	47.38	38.98	32.35
MICHIGAN.HUB	35.67	34.86	34.11	30.20	28.55	27.45	29.46	32.67	35.79	39.95	38.86	35.55	33.42	30.22	27.29	26.46	27.09	37.39	76.09	65.30	61.70	52.52	39.77	32.65
MINN.HUB	35.59	34.99	34.31	31.39	29.20	28.74	31.14	34.03	36.77	41.15	40.16	37.23	36.70	32.57	28.73	27.01	28.32	38.99	72.83	60.67	53.12	38.10	35.64	32.40
Cleared(GW)	59.1	57.5	56.6	56.6	56.6	57.3	58.9	60.2	61.4	63.6	63.5	63.2	62.5	61.9	61.3	61.3	62.2	65.1	68.1	68.5	67.7	65.5	64.4	62.4



Preliminary Real-Time Prices with Forecasted and Actual System Load

	HE1	HE2	HE3	HE4	HE5	HE6	HE7	HE8	HE9	HE10	HE11	HE12	HE13	HE14	HE15	HE16	HE17	HE18	HE19	HE20	HE21	HE22	HE23	HE24
CINERGY.HUB	27.60	35.59	29.78	39.53	38.95	24.65	30.97	28.64	32.96	17.62	19.71	21.31	20.24	20.17	17.69	16.83	15.85	24.14	40.28	24.76	31.55	44.94	23.44	23.79
FE.HUB	15.69	35.86	30.00	31.47	-21.13	22.08	17.42	29.24	18.79	10.07	17.55	24.36	25.73	22.91	20.53	19.61	17.05	28.55	36.09	23.71	37.83	45.27	23.88	25.02
ILLINOIS.HUB	27.74	35.30	29.57	39.72	41.18	24.58	31.24	28.42	33.08	17.89	19.57	21.07	20.02	19.96	17.51	16.64	15.65	23.56	40.15	24.72	31.26	44.44	23.15	23.39
MICHIGAN.HUB	27.47	36.58	30.53	40.05	36.16	25.16	30.86	29.31	32.62	18.48	19.99	22.38	21.98	21.32	18.85	18.01	16.63	26.84	41.08	26.10	33.71	47.02	24.48	24.97
MINN.HUB	27.99	35.87	29.85	40.27	43.45	24.71	31.43	28.14	33.21	17.72	19.19	20.29	19.66	19.74	17.13	16.19	15.13	-48.15	39.85	24.51	30.73	43.03	22.22	22.48
Forecasted(GW)	59.9	58.2	57.4	56.7	56.8	57.2	58.5	60.3	61.9	63.1	63.7	63.6	63.1	62.6	61.9	61.4	61.8	64.0	68.0	69.2	68.5	66.9	64.2	62.1
(RT) - (DA Load)	0.27	-0.13	-0.12	-0.79	-0.78	-0.92	-1.03	-0.34	0.35	-0.82	-0.38	-0.48	-0.57	-0.74	-1.08	-1.86	-2.53	-3.23	-1.30	0.37	0.65	1.71	0.07	-1.21



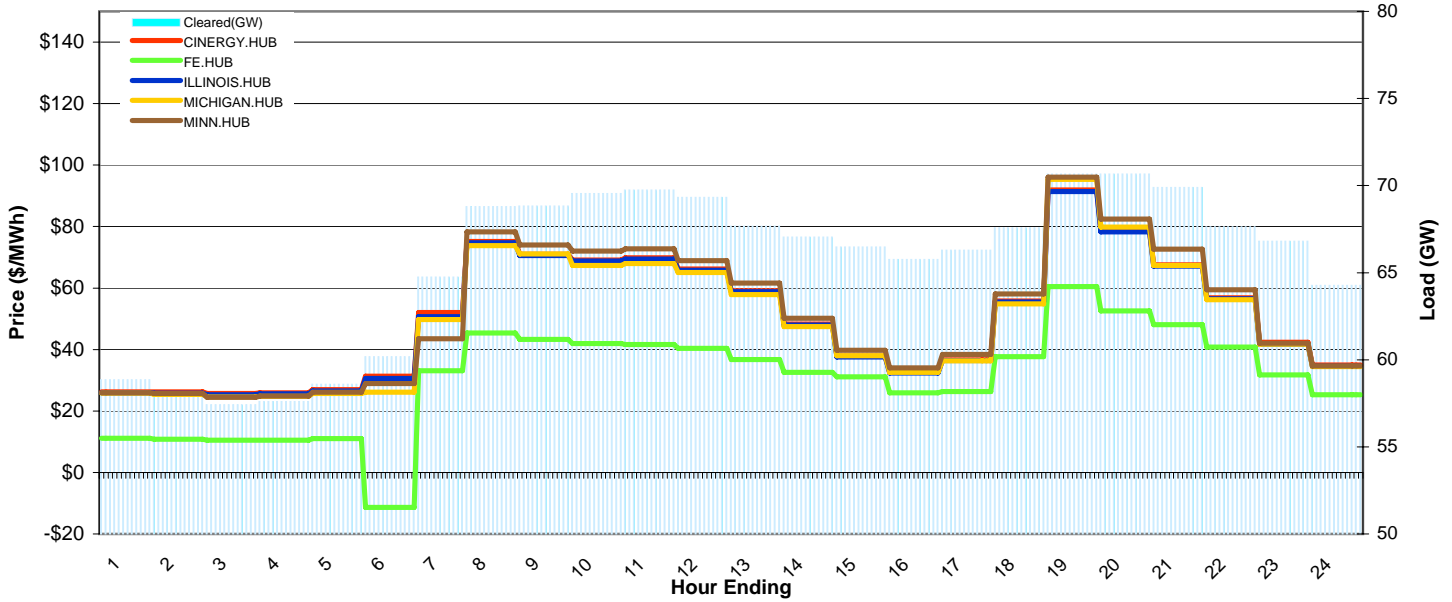
MISO Daily Report

Delivery Day: Monday, January 28, 2008

Price Color Codes: ≤0 >=100 >=200

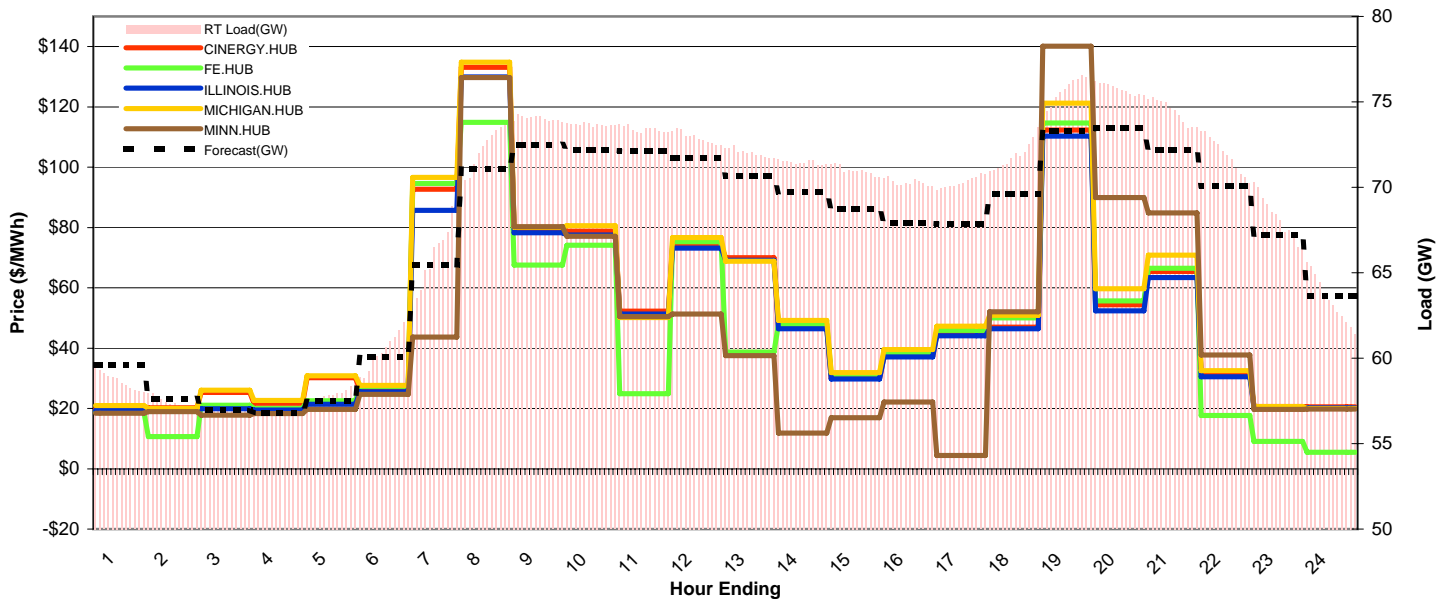
Day-Ahead Prices and Cleared Load

	HE1	HE2	HE3	HE4	HE5	HE6	HE7	HE8	HE9	HE10	HE11	HE12	HE13	HE14	HE15	HE16	HE17	HE18	HE19	HE20	HE21	HE22	HE23	HE24
CINERGY.HUB	26.27	26.21	25.66	25.92	26.92	31.33	52.02	75.12	71.02	69.16	69.85	66.15	59.14	48.24	37.87	32.60	36.68	55.81	91.95	78.79	67.57	56.83	42.34	35.00
FE.HUB	11.11	10.86	10.53	10.54	10.98	-11.31	33.08	45.36	43.29	41.99	41.63	40.42	36.70	32.55	31.12	25.89	26.36	37.63	60.50	52.60	48.06	40.80	31.71	25.28
ILLINOIS.HUB	25.92	25.85	25.31	25.57	26.55	30.63	50.71	74.69	70.62	68.76	69.44	65.77	58.80	47.97	37.62	32.41	36.44	55.49	91.37	78.28	67.12	56.47	41.71	34.50
MICHIGAN.HUB	25.84	25.39	24.60	24.73	25.74	26.11	49.72	73.79	71.05	67.37	67.94	65.08	57.85	47.43	38.00	32.58	36.29	54.84	95.39	79.85	67.31	56.20	41.78	34.40
MINN.HUB	25.86	25.71	24.44	24.90	26.16	28.90	43.52	78.29	73.98	72.03	72.76	68.90	61.59	50.17	39.77	34.04	38.40	58.10	96.05	82.47	72.66	59.39	42.01	34.66
Cleared(GW)	58.9	58.1	57.4	57.6	58.6	60.2	64.8	68.8	68.8	69.6	69.7	69.3	67.7	67.0	66.5	65.8	66.3	67.6	70.7	70.7	69.9	67.6	66.8	64.3



Preliminary Real-Time Prices with Forecasted and Actual System Load

	HE1	HE2	HE3	HE4	HE5	HE6	HE7	HE8	HE9	HE10	HE11	HE12	HE13	HE14	HE15	HE16	HE17	HE18	HE19	HE20	HE21	HE22	HE23	HE24
CINERGY.HUB	19.85	20.22	25.33	21.69	30.16	26.32	92.68	133.17	79.44	78.83	52.24	74.06	69.95	46.88	29.96	37.35	44.49	47.01	112.30	54.43	65.39	31.76	20.66	20.58
FE.HUB	18.87	10.72	21.04	19.96	22.52	27.38	94.61	114.85	67.50	74.14	24.93	75.28	38.66	47.89	31.32	38.22	45.94	50.09	114.63	55.65	66.44	17.62	9.09	5.49
ILLINOIS.HUB	19.37	19.67	19.93	19.44	21.42	25.55	85.69	129.92	78.29	77.47	51.30	73.18	69.13	46.44	29.72	37.09	44.09	46.40	110.29	52.38	63.36	30.52	20.40	20.27
MICHIGAN.HUB	20.98	20.00	26.02	22.67	30.79	27.68	96.67	134.82	80.02	80.56	50.14	76.64	68.84	49.21	31.85	39.57	47.30	50.92	121.19	59.67	70.79	32.56	20.63	20.01
MINN.HUB	18.41	18.97	17.78	18.28	19.69	24.65	43.72	129.68	80.25	77.10	50.48	51.33	37.52	11.81	16.88	22.17	4.40	52.06	140.14	89.95	84.85	37.78	19.70	19.76
Forecasted(GW)	59.6	57.6	57.0	56.8	57.5	60.1	65.5	71.1	72.5	72.2	72.1	71.7	70.7	69.7	68.7	67.9	67.8	69.6	73.3	73.5	72.2	70.1	67.2	63.6
(RT) - (DA Load)	-0.17	-0.72	-0.36	-0.55	-0.71	0.34	1.24	3.44	5.20	4.11	3.67	3.58	4.35	4.42	4.51	4.53	4.01	4.28	5.02	5.09	4.54	4.30	1.43	-0.84



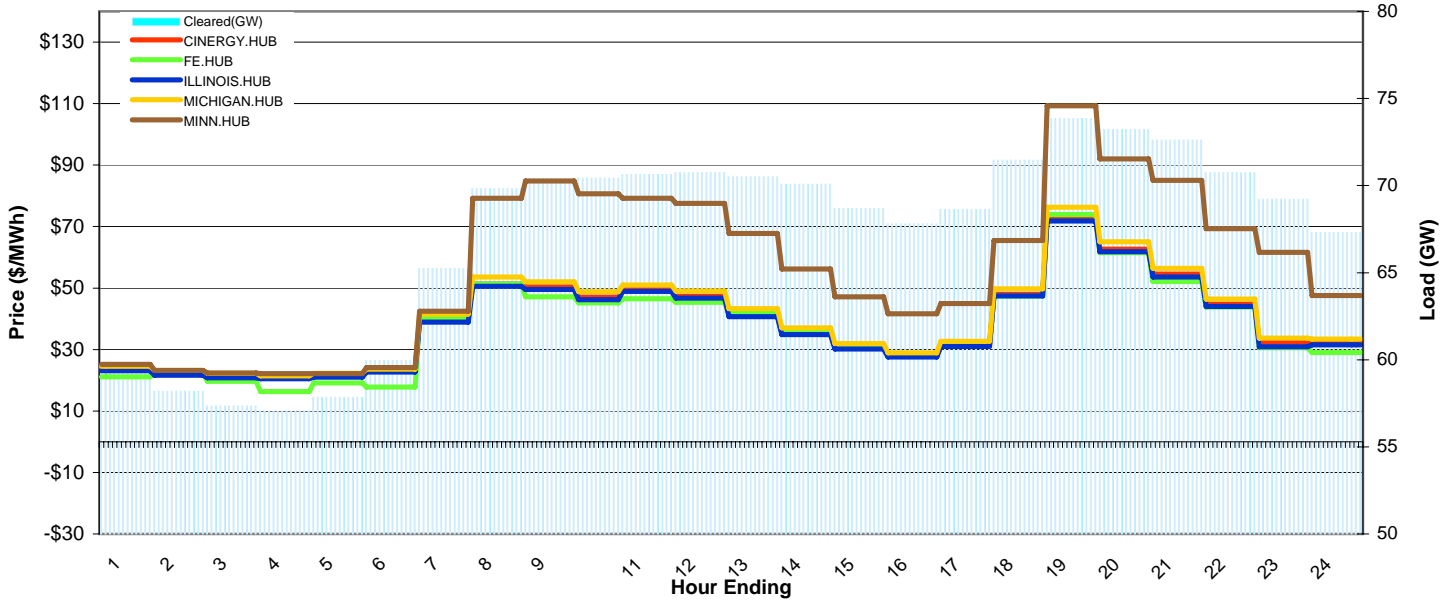
MISO Daily Report

Delivery Day: Tuesday, January 29, 2008

Price Color Codes: ≤0 ≥100 ≥200

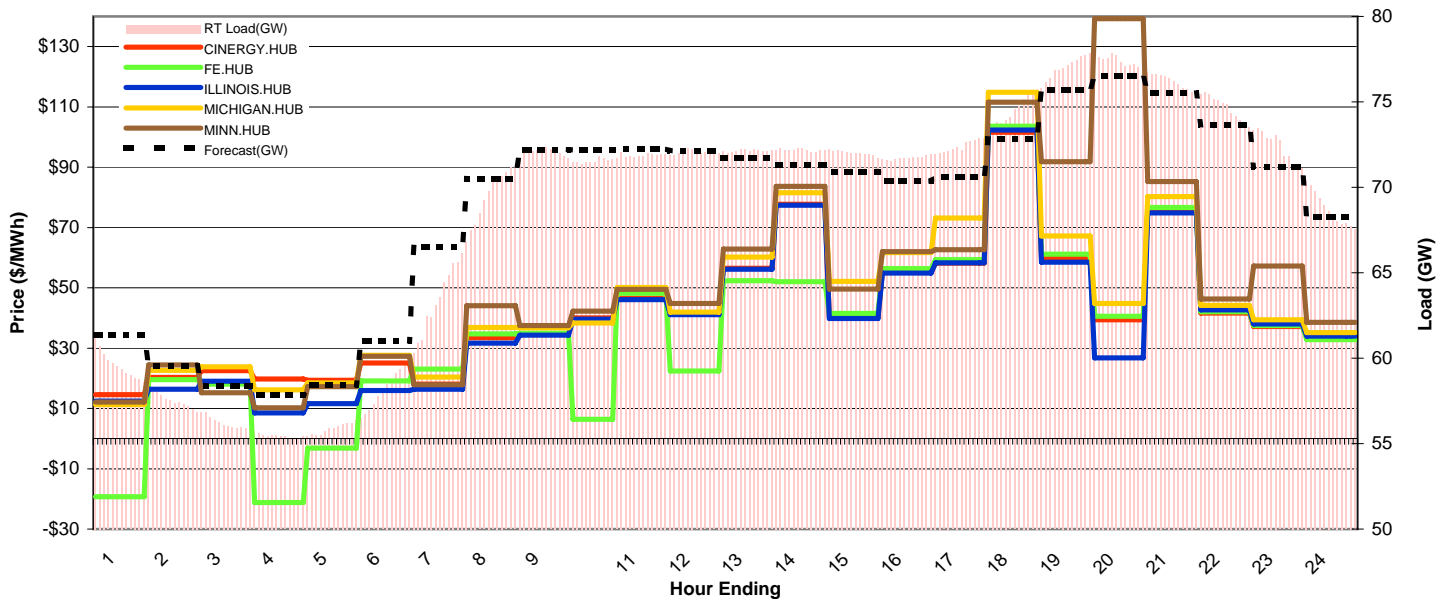
Day-Ahead Prices and Cleared Load

	HE1	HE2	HE3	HE4	HE5	HE6	HE7	HE8	HE9	HE10	HE11	HE12	HE13	HE14	HE15	HE16	HE17	HE18	HE19	HE20	HE21	HE22	HE23	HE24
CINERGY.HUB	23.99	22.41	21.70	21.32	21.83	23.59	40.00	51.33	50.38	47.06	49.45	47.39	41.34	35.38	30.63	27.84	31.35	48.00	72.90	62.62	54.48	44.70	32.32	32.48
FE.HUB	21.07	22.35	19.70	16.31	19.13	17.81	40.41	51.30	47.10	45.15	46.51	45.33	41.72	35.88	31.11	28.25	31.80	47.31	73.92	61.50	52.13	43.77	30.59	29.03
ILLINOIS.HUB	23.09	21.62	20.85	20.48	21.03	22.65	38.88	50.54	49.58	46.25	48.86	46.72	40.70	34.85	30.17	27.53	30.99	47.47	71.82	61.77	53.62	44.03	30.86	31.50
MICHIGAN.HUB	24.54	23.23	22.24	21.46	22.22	23.66	41.48	53.56	52.08	48.82	50.98	49.01	43.26	37.06	31.99	28.97	32.63	49.77	76.26	65.03	56.42	46.44	33.76	33.41
MINN.HUB	25.15	23.19	22.40	22.13	22.14	24.12	42.48	79.25	84.78	80.62	79.25	77.50	67.73	56.17	47.13	41.66	44.92	65.51	109.27	92.06	85.00	69.34	61.64	47.56
Cleared(GW)	59.2	58.2	57.3	57.1	57.8	60.0	65.2	69.8	70.4	70.4	70.6	70.7	70.5	70.1	68.7	67.8	68.6	71.5	73.9	73.2	72.6	70.7	69.2	67.3



Preliminary Real-Time Prices with Forecasted and Actual System Load

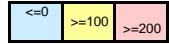
	HE1	HE2	HE3	HE4	HE5	HE6	HE7	HE8	HE9	HE10	HE11	HE12	HE13	HE14	HE15	HE16	HE17	HE18	HE19	HE20	HE21	HE22	HE23	HE24
CINERGY.HUB	14.61	20.35	22.55	19.81	19.36	25.03	18.05	33.41	34.66	40.06	46.50	41.49	56.49	77.68	40.54	55.18	58.23	101.63	59.85	39.38	75.70	41.68	37.17	33.67
FE.HUB	-19.25	19.56	18.04	-21.23	-3.10	19.18	23.09	34.70	34.93	6.39	48.17	22.47	52.31	52.06	41.49	56.40	59.36	103.55	61.12	40.54	76.60	42.05	37.45	32.83
ILLINOIS.HUB	12.42	16.36	18.98	8.51	11.64	15.97	16.34	31.64	34.33	39.62	46.10	41.13	56.19	77.34	39.81	54.85	58.26	102.38	58.47	26.79	74.86	42.74	38.07	34.04
MICHIGAN.HUB	11.24	22.68	23.76	16.15	18.48	27.60	20.38	36.87	36.78	38.31	50.10	42.00	60.19	81.52	52.15	61.66	73.19	114.89	67.21	44.81	80.28	44.20	39.43	35.13
MINN.HUB	12.16	24.45	15.24	10.26	17.21	27.30	17.83	44.10	37.48	42.31	49.50	44.78	62.88	83.63	49.57	62.05	62.65	111.61	91.79	139.27	85.23	46.26	57.19	38.58
Forecasted(GW)	61.4	59.6	58.3	57.8	58.4	61.0	66.5	70.5	72.2	72.2	72.3	72.1	71.7	71.3	70.9	70.4	70.6	72.8	75.7	76.5	75.5	73.6	71.2	68.3
(RT) - (DA Load)	0.36	-0.61	-1.12	-1.60	-1.96	-1.73	-1.88	-0.30	1.69	1.14	1.23	1.29	1.65	2.11	3.32	3.91	3.77	2.96	3.17	4.17	3.58	3.95	3.21	1.42



MISO Daily Report

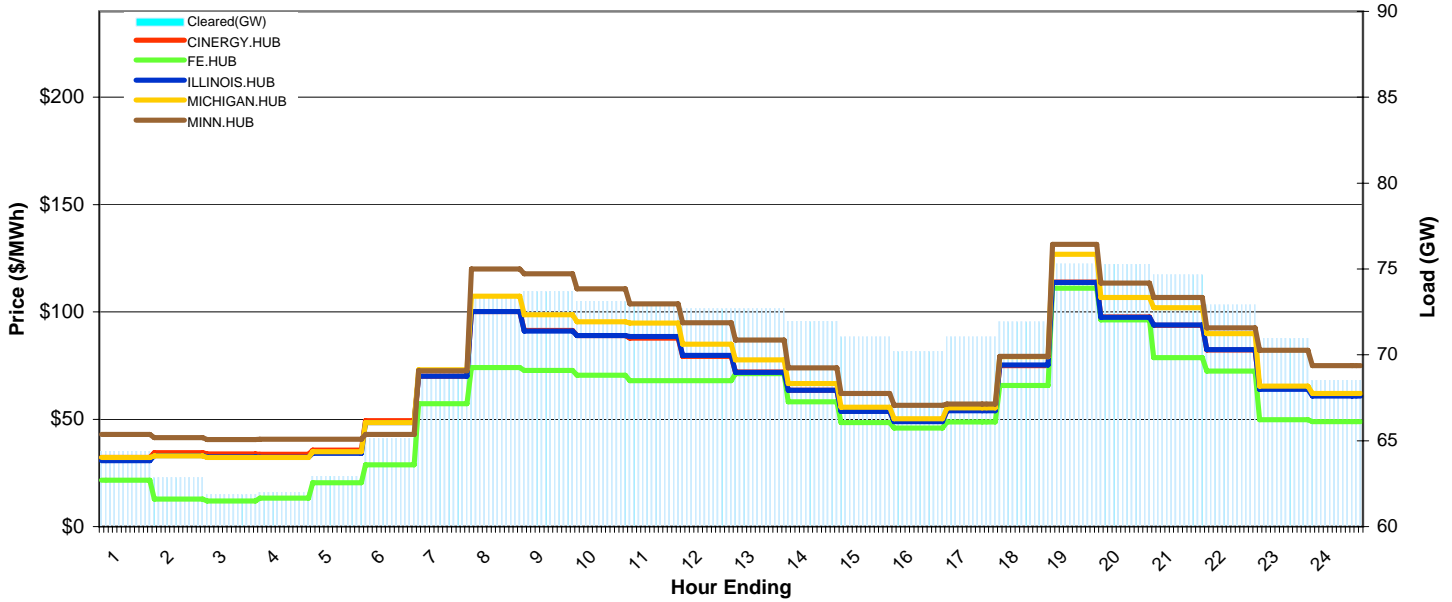
Delivery Day: Wednesday, January 30, 2008

Price Color Codes:



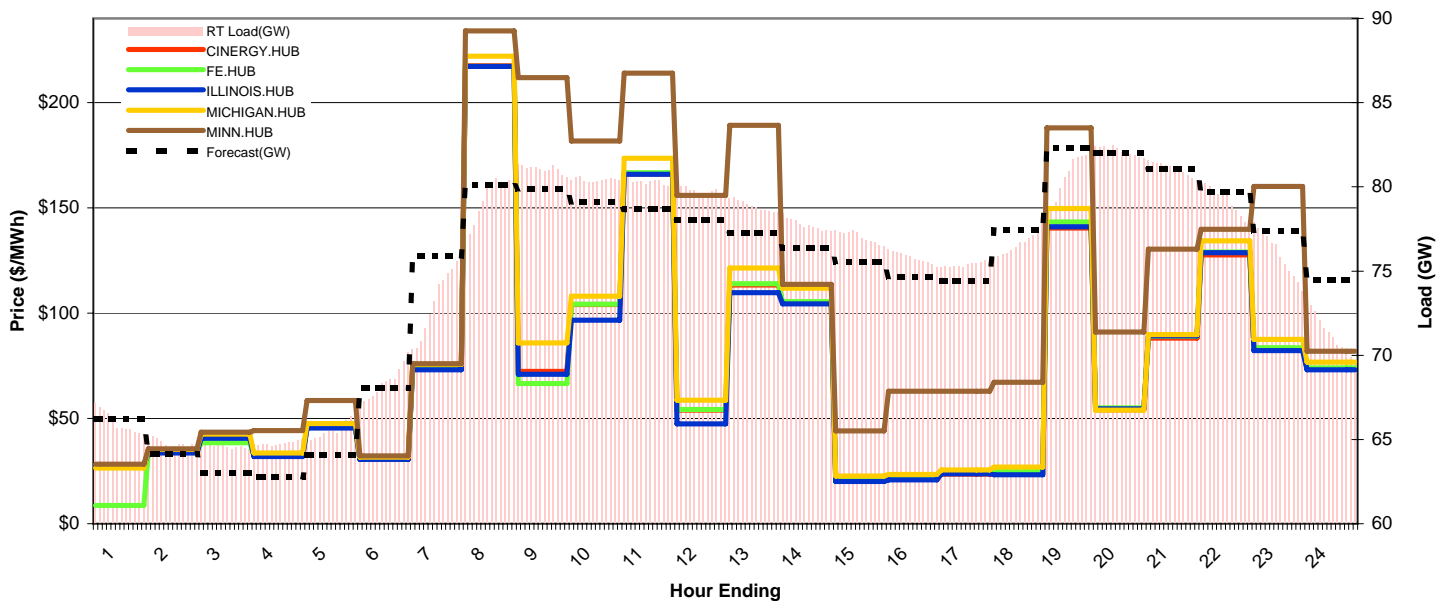
Day-Ahead Prices and Cleared Load

	HE1	HE2	HE3	HE4	HE5	HE6	HE7	HE8	HE9	HE10	HE11	HE12	HE13	HE14	HE15	HE16	HE17	HE18	HE19	HE20	HE21	HE22	HE23	HE24
CINERGY.HUB	32.23	34.38	33.79	33.67	35.66	49.27	70.12	100.20	91.35	89.00	87.74	79.30	71.97	63.44	53.77	49.01	54.09	74.91	113.91	97.71	93.79	82.23	64.67	61.68
FE.HUB	21.55	12.80	11.96	13.20	20.35	28.76	57.23	74.11	72.81	70.47	68.01	67.91	71.32	58.16	48.42	45.84	48.68	65.67	111.06	96.24	78.72	72.41	49.74	48.90
ILLINOIS.HUB	30.76	33.13	32.48	32.35	34.12	48.51	69.99	100.10	91.11	89.00	88.48	79.72	71.83	63.45	53.63	48.92	54.03	75.21	113.73	97.44	93.86	82.47	63.95	60.88
MICHIGAN.HUB	32.19	32.87	32.17	32.22	34.93	48.43	73.04	107.39	98.67	95.43	94.81	84.99	77.66	66.61	55.60	50.31	55.26	79.20	126.89	106.74	101.95	89.83	65.47	62.04
MINN.HUB	42.89	41.40	40.62	40.67	42.98	72.57	120.00	117.78	110.75	103.73	94.97	86.94	74.00	62.03	56.43	57.11	79.29	131.48	113.41	106.75	92.52	82.10	75.04	
Cleared(GW)	64.4	62.9	61.9	62.0	62.9	65.1	69.1	73.3	73.7	73.1	72.9	72.7	72.7	71.9	71.0	70.2	71.0	71.9	75.3	75.3	74.7	72.9	71.0	68.5



Preliminary Real-Time Prices with Forecasted and Actual System Load

	HE1	HE2	HE3	HE4	HE5	HE6	HE7	HE8	HE9	HE10	HE11	HE12	HE13	HE14	HE15	HE16	HE17	HE18	HE19	HE20	HE21	HE22	HE23	HE24
CINERGY.HUB	27.36	33.86	41.04	32.26	45.75	30.71	74.26	217.51	72.36	104.08	166.16	53.92	113.34	104.67	20.70	21.16	23.61	24.06	140.47	54.17	88.16	127.73	83.03	73.60
FE.HUB	8.69	33.93	38.40	32.36	46.15	31.05	74.41	217.22	66.54	104.25	166.69	54.30	113.95	105.47	21.05	21.67	24.14	24.99	143.27	54.95	89.12	129.02	83.65	73.98
ILLINOIS.HUB	27.32	33.61	40.61	31.88	45.43	30.53	73.18	217.15	70.99	96.70	166.04	47.49	109.81	104.47	20.00	20.84	23.64	23.20	141.00	54.55	89.15	128.72	82.27	73.09
MICHIGAN.HUB	26.48	35.27	42.54	33.56	47.52	31.60	75.72	222.14	85.93	108.08	173.61	58.65	121.38	111.80	22.71	23.38	25.61	26.89	149.69	53.94	89.83	134.36	87.61	76.74
MINN.HUB	28.33	35.51	43.54	44.30	58.56	32.25	75.98	234.02	211.81	181.71	214.03	156.02	189.23	113.69	44.06	62.92	62.86	67.15	188.00	91.08	130.40	139.81	160.21	81.97
Forecasted(GW)	66.2	64.2	63.0	62.8	64.1	68.1	75.9	80.1	79.9	79.1	78.6	78.0	77.3	76.4	75.6	74.7	74.4	77.4	82.3	82.0	81.1	79.7	77.4	74.5
(RT) - (DA Load)	1.65	1.95	2.77	2.75	2.63	3.19	4.12	5.96	7.34	7.29	7.40	6.99	6.19	5.81	5.98	5.60	4.35	4.67	5.31	6.85	6.41	6.30	5.07	2.78



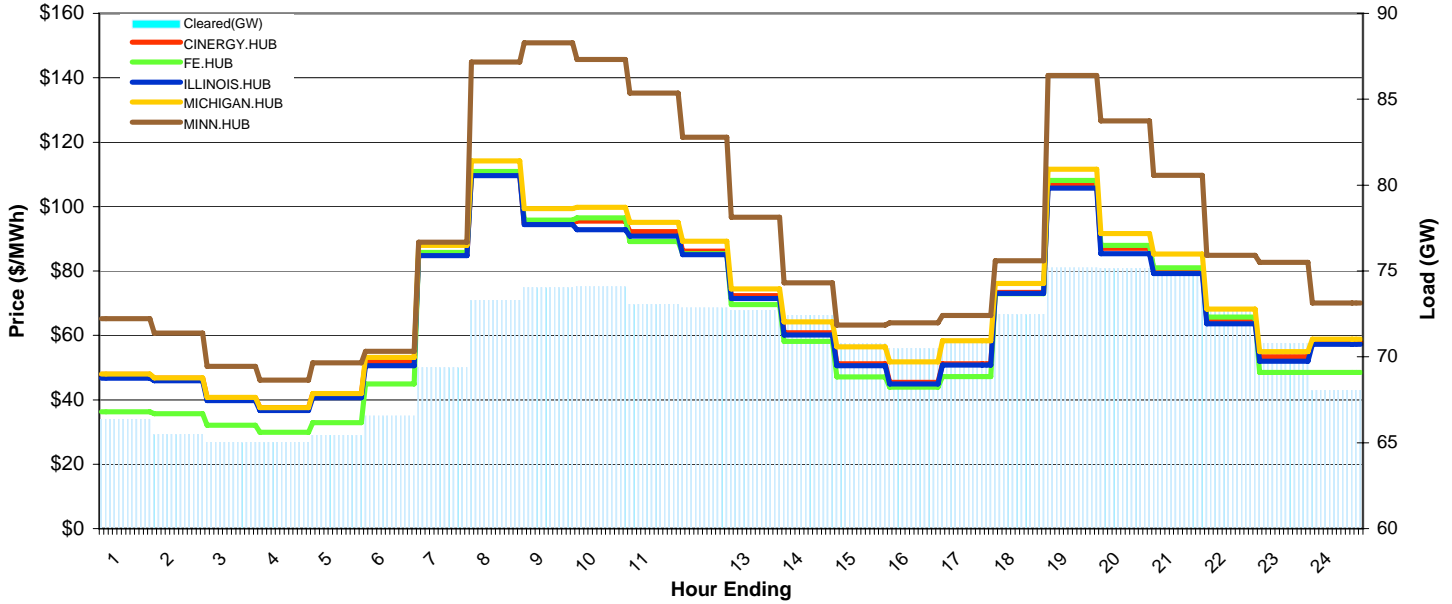
MISO Daily Report

Delivery Day: Thursday, January 31, 2008

Price Color Codes: ≤0 ≥100 ≥200

Day-Ahead Prices and Cleared Load

	HE1	HE2	HE3	HE4	HE5	HE6	HE7	HE8	HE9	HE10	HE11	HE12	HE13	HE14	HE15	HE16	HE17	HE18	HE19	HE20	HE21	HE22	HE23	HE24
CINERGY.HUB	47.88	46.75	40.68	37.58	41.83	51.90	84.89	109.83	94.87	95.55	92.18	86.18	72.31	60.82	51.15	45.41	51.16	73.34	107.01	87.03	80.54	64.85	53.39	58.08
FE.HUB	36.26	35.69	32.12	29.91	32.88	44.92	85.73	110.90	95.79	96.48	89.18	85.33	69.60	58.17	47.15	43.89	47.25	72.99	108.12	87.92	81.02	65.64	48.46	48.52
ILLINOIS.HUB	46.71	45.93	39.76	36.63	40.62	50.60	84.81	109.63	94.43	92.81	90.85	85.03	71.43	60.10	50.63	44.87	50.83	73.04	105.74	85.38	79.16	63.60	51.95	57.20
MICHIGAN.HUB	48.00	46.79	40.75	37.59	41.96	53.19	87.96	114.22	99.38	99.74	95.06	89.24	74.48	64.18	56.44	51.81	58.33	76.09	111.65	91.66	85.28	68.14	54.92	58.85
MINN.HUB	65.15	60.77	50.35	46.13	51.43	55.06	88.91	144.89	150.84	145.64	135.24	121.54	96.69	76.36	63.25	63.89	66.21	83.21	140.75	126.59	109.69	84.88	82.71	70.06
Cleared(GW)	66.4	65.5	65.0	65.0	65.4	66.6	69.4	73.3	74.0	74.1	73.1	72.9	72.7	72.4	70.8	70.5	70.8	72.5	75.2	75.1	74.9	72.7	70.8	68.1



Preliminary Real-Time Prices with Forecasted and Actual System Load

	HE1	HE2	HE3	HE4	HE5	HE6	HE7	HE8	HE9	HE10	HE11	HE12	HE13	HE14	HE15	HE16	HE17	HE18	HE19	HE20	HE21	HE22	HE23	HE24
CINERGY.HUB	31.05	29.90	27.11	28.15	36.38	44.89	49.75	115.77	44.07	123.30	113.87	61.21	77.56	71.50	64.79	42.79	60.71	34.48	97.40	84.88	103.67	91.62	55.16	34.11
FE.HUB	31.33	30.18	27.29	28.39	36.64	45.28	50.25	117.02	44.55	124.47	114.83	61.69	78.13	72.17	65.36	43.22	61.41	35.06	99.13	86.16	104.85	92.78	55.84	34.66
ILLINOIS.HUB	30.64	29.15	26.62	27.65	35.69	43.37	48.70	115.36	43.12	123.48	113.90	61.29	77.59	71.37	64.79	42.77	60.39	34.21	97.30	84.86	103.52	91.45	54.95	33.09
MICHIGAN.HUB	32.34	31.24	28.19	29.38	37.99	46.71	51.14	119.61	45.57	127.79	117.56	63.62	80.37	74.47	67.78	45.12	64.71	36.50	102.74	89.07	108.59	96.29	58.55	36.70
MINN.HUB	33.10	33.17	27.59	27.78	35.74	42.82	49.43	129.66	60.94	135.43	119.18	64.22	83.10	75.74	68.25	43.88	60.54	36.04	102.52	88.72	105.95	92.43	54.69	39.38
Forecasted(GW)	70.6	68.6	67.6	67.4	68.1	70.5	75.7	79.2	80.5	80.0	79.1	78.1	76.8	75.6	74.5	73.4	73.3	75.3	79.4	80.1	78.9	76.9	74.1	69.7
(RT) - (DA Load)	1.82	0.94	0.17	-0.26	-0.17	0.81	3.03	5.24	5.87	5.37	6.40	5.81	5.11	4.77	5.96	5.34	5.34	4.37	4.72	5.51	4.65	4.65	2.87	1.04

