

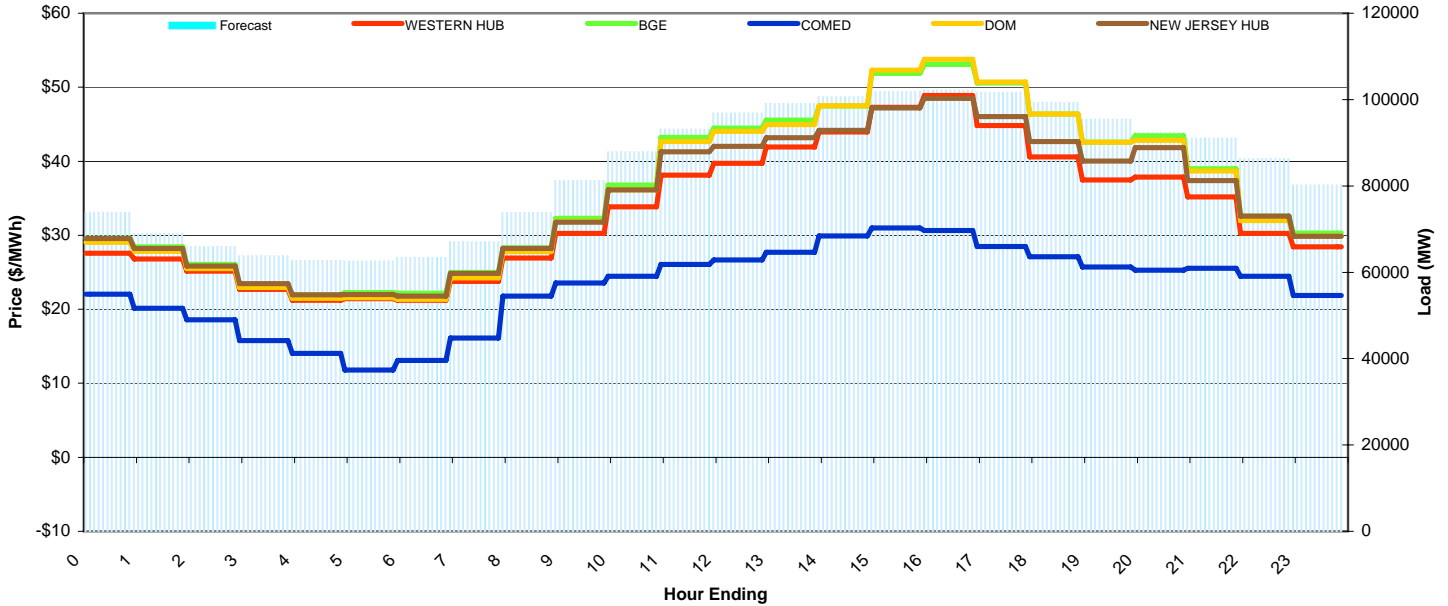
PJM Daily Report

Saturday August 01, 2009

Price Color Codes: ≤0 ≥100 ≥200

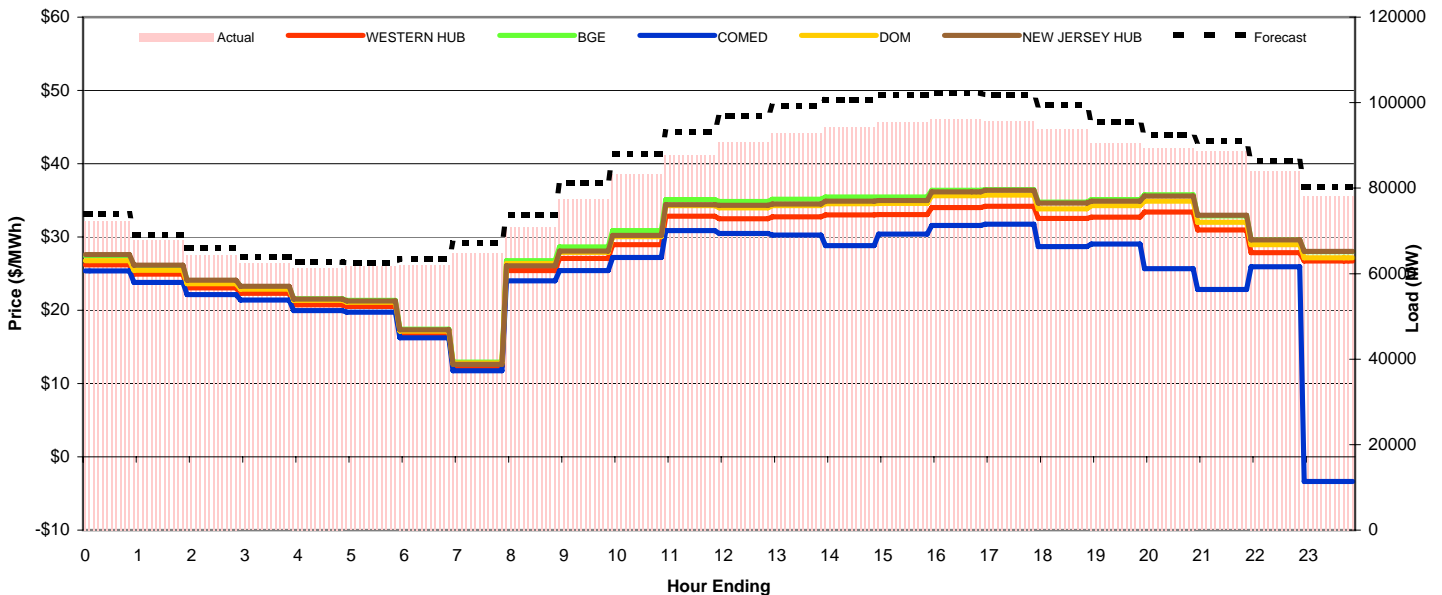
Day-Ahead Prices and Forecast Load

	HE1	HE2	HE3	HE4	HE5	HE6	HE7	HE8	HE9	HE10	HE11	HE12	HE13	HE14	HE15	HE16	HE17	HE18	HE19	HE20	HE21	HE22	HE23	HE24	avg all/peak
WESTERN HUB	27.57	26.80	25.13	22.71	21.23	21.44	21.23	23.76	26.93	30.23	33.83	38.14	39.74	41.92	43.97	47.31	48.89	44.81	40.60	37.49	37.85	35.19	30.26	28.42	33 / 38
BGE	29.615	28.44	26.043	23.312	21.969	22.239	22.147	25	28.327	32.288	36.774	43.219	44.491	45.539	47.453	51.868	53.082	50.574	46.381	42.576	43.423	38.994	32.58	30.313	36 / 41
COMED	22.033	20.139	18.601	15.759	14.025	11.799	13.07	16.129	21.783	23.535	24.46	26.038	26.673	27.71	29.929	30.982	30.654	28.496	27.113	25.699	25.269	25.519	24.469	21.857	23 / 26
DOM	29.043	27.838	25.508	22.951	21.465	21.548	21.361	24.227	27.797	31.87	36.119	42.673	44.054	44.944	47.495	52.321	53.795	50.707	46.402	42.56	42.824	38.699	31.995	29.852	36 / 41
NEW JERSEY HUB	29.57	28.22	25.85	23.45	21.96	21.99	21.80	24.83	28.22	31.78	36.12	41.28	42.03	43.19	44.17	47.21	48.49	46.02	42.67	40.01	41.86	37.37	32.58	29.88	35 / 39
DA Forecast	73.9	69.0	65.9	63.8	62.7	62.6	63.5	67.1	73.8	81.2	87.9	93.1	96.9	99.1	100.6	101.9	102.2	101.7	99.3	95.5	92.4	91.1	86.4	80.2	84 / 92



Preliminary Real-Time Prices with Forecasted and Actual System Load

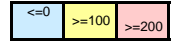
	HE1	HE2	HE3	HE4	HE5	HE6	HE7	HE8	HE9	HE10	HE11	HE12	HE13	HE14	HE15	HE16	HE17	HE18	HE19	HE20	HE21	HE22	HE23	HE24	avg all/peak
WESTERN HUB	26.19	24.92	23.06	22.32	20.73	20.52	16.79	12.30	25.40	27.05	28.96	32.84	32.50	32.74	33.01	33.06	34.03	34.18	32.51	32.71	33.39	30.96	27.85	26.72	28 / 30
BGE	27.426	26.042	24.062	23.245	21.591	21.341	17.445	12.905	26.752	28.631	30.87	35.096	34.844	35.156	35.437	35.463	36.372	36.477	34.775	35.109	35.772	32.88	29.602	27.978	29 / 32
COMED	25.355	23.804	22.151	21.409	19.964	19.743	16.24	11.748	24.008	25.418	27.193	30.869	30.47	30.266	28.811	30.411	31.592	31.749	28.693	29.054	25.682	22.826	25.957	-3.381	24 / 27
DOM	26.786	25.458	23.618	22.899	21.339	21.076	17.18	12.794	26.382	27.925	30.036	34.259	33.99	34.282	34.531	34.595	35.636	35.719	33.831	34.286	34.912	31.994	28.964	27.162	29 / 32
NEW JERSEY HUB	27.58	26.16	24.09	23.27	21.54	21.26	17.34	12.60	26.08	28.08	30.21	34.39	34.31	34.51	34.87	34.99	36.15	36.39	34.64	34.88	35.57	32.97	29.61	28.04	29 / 32
Percent Forecast	-2.39	-1.78	-2.32	-2.34	-2.29	-1.52	-2.37	-3.60	-4.14	-4.91	-5.50	-6.11	-6.65	-6.77	-6.74	-6.74	-6.41	-6.26	-5.99	-5.50	-3.38	-2.81	-2.94	-2.76	
RTLoad	72.21	67.801	64.437	62.336	61.28	61.681	61.998	64.764	70.879	77.408	83.302	87.778	90.811	92.794	94.273	95.426	96.083	95.717	93.733	90.516	89.332	88.574	83.898	78.067	



PJM Daily Report

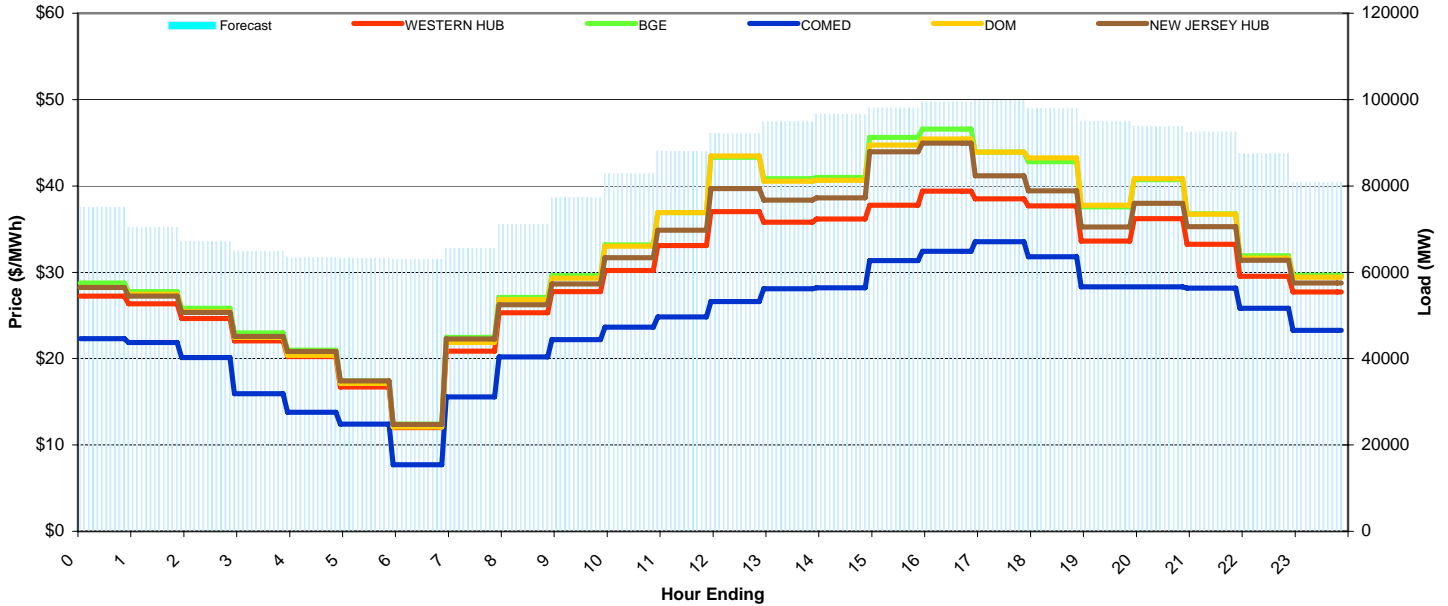
Sunday August 02, 2009

Price Color Codes:



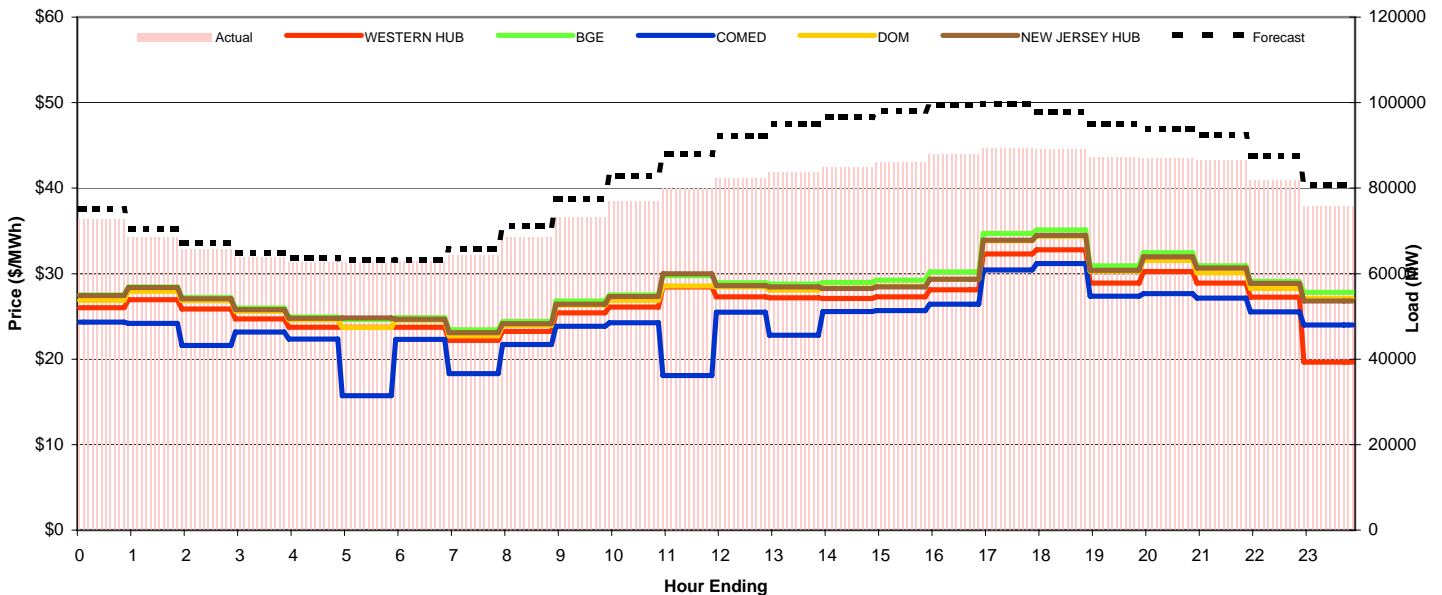
Day-Ahead Prices and Forecast Load

	HE1	HE2	HE3	HE4	HE5	HE6	HE7	HE8	HE9	HE10	HE11	HE12	HE13	HE14	HE15	HE16	HE17	HE18	HE19	HE20	HE21	HE22	HE23	HE24	avg all/peak
WESTERN HUB	27.22	26.36	24.63	22.03	20.23	16.71	12.00	20.85	25.32	27.76	30.19	33.08	37.01	35.81	36.16	37.78	39.39	38.52	37.67	33.63	36.21	33.26	29.54	27.72	30 / 33
BGE	28.761	27.767	25.838	22.973	20.98	17.423	12.404	22.452	27.079	29.599	33.162	36.921	43.317	40.848	40.978	45.638	46.585	43.919	42.819	37.584	40.741	36.766	31.923	29.65	33 / 38
COMED	22.31	21.881	20.109	15.92	13.77	12.424	7.7136	15.563	20.196	22.213	23.647	24.842	26.624	28.091	28.203	31.341	32.417	33.528	31.786	28.32	28.328	28.169	25.82	23.262	24 / 27
DOM	28.254	27.473	25.448	22.46	20.381	17.125	12.095	21.864	26.814	29.311	33.017	36.905	43.466	40.554	40.653	44.74	45.442	43.906	43.262	37.75	40.853	36.744	31.64	29.417	32 / 37
NEW JERSEY HUB	28.25	27.23	25.34	22.56	20.85	17.40	12.37	22.26	26.23	28.65	31.70	34.88	39.68	38.36	38.62	43.94	44.97	41.17	39.44	35.24	38.00	35.27	31.37	28.76	31 / 36
DA Forecast	75.1	70.5	67.2	64.8	63.5	63.2	63.1	65.6	71.1	77.4	82.9	88.0	92.2	95.0	96.6	98.0	99.5	99.8	97.9	95.0	93.8	92.5	87.4	80.8	83 / 90



Preliminary Real-Time Prices with Forecasted and Actual System Load

	HE1	HE2	HE3	HE4	HE5	HE6	HE7	HE8	HE9	HE10	HE11	HE12	HE13	HE14	HE15	HE16	HE17	HE18	HE19	HE20	HE21	HE22	HE23	HE24	avg all/peak
WESTERN HUB	26.02	26.96	25.86	24.70	23.72	23.72	22.20	23.24	25.43	26.07	28.43	27.28	27.19	27.12	27.30	28.10	32.30	32.79	28.88	30.23	28.91	27.25	19.67	27 / 28	
BGE	27.524	28.429	27.227	25.973	24.924	24.615	24.86	23.436	24.412	26.817	27.525	29.742	28.928	28.794	28.952	29.24	30.188	34.702	35.121	30.935	32.445	30.905	29.079	27.798	28 / 29
COMED	24.326	24.186	21.58	23.184	22.339	15.737	22.32	18.314	21.703	23.83	24.248	18.078	25.484	22.789	25.554	25.675	26.414	30.439	31.16	27.365	27.675	27.127	25.521	23.979	24 / 25
DOM	26.876	27.921	26.821	25.611	24.576	23.686	24.539	22.733	23.963	26.3	26.876	28.554	28.435	28.075	28.309	28.508	29.354	33.824	34.355	30.276	31.545	30.09	28.278	27.087	28 / 29
NEW JERSEY HUB	27.43	28.37	27.07	25.78	24.76	24.81	24.68	23.09	24.14	26.43	27.34	30.00	28.61	28.47	28.25	28.46	29.35	33.90	34.48	30.39	31.95	30.66	28.87	26.81	28 / 29
Percent Forecast	-3.39	-2.90	-2.40	-1.67	-1.42	-1.07	-0.37	-1.91	-3.63	-5.92	-7.67	-9.99	-12.15	-13.52	-13.71	-13.98	-13.16	-11.68	-10.04	-9.00	-7.92	-7.03	-6.89	-6.74	
RTLoad	72.592	68.474	65.617	63.742	62.641	62.574	62.881	64.396	68.587	73.043	76.984	80.035	82.171	83.647	84.922	86.019	87.898	89.362	89.005	87.174	86.876	86.401	81.795	75.731	



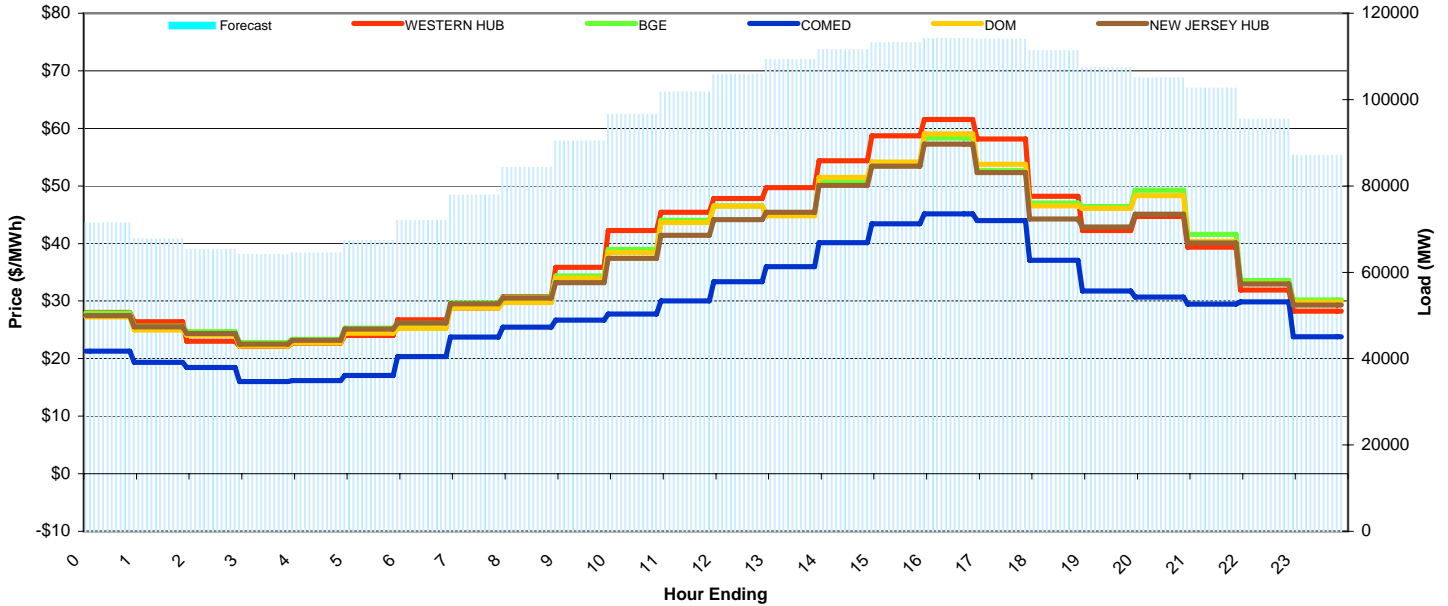
PJM Daily Report

Monday August 03, 2009

Price Color Codes: ≤0 ≥100 ≥200

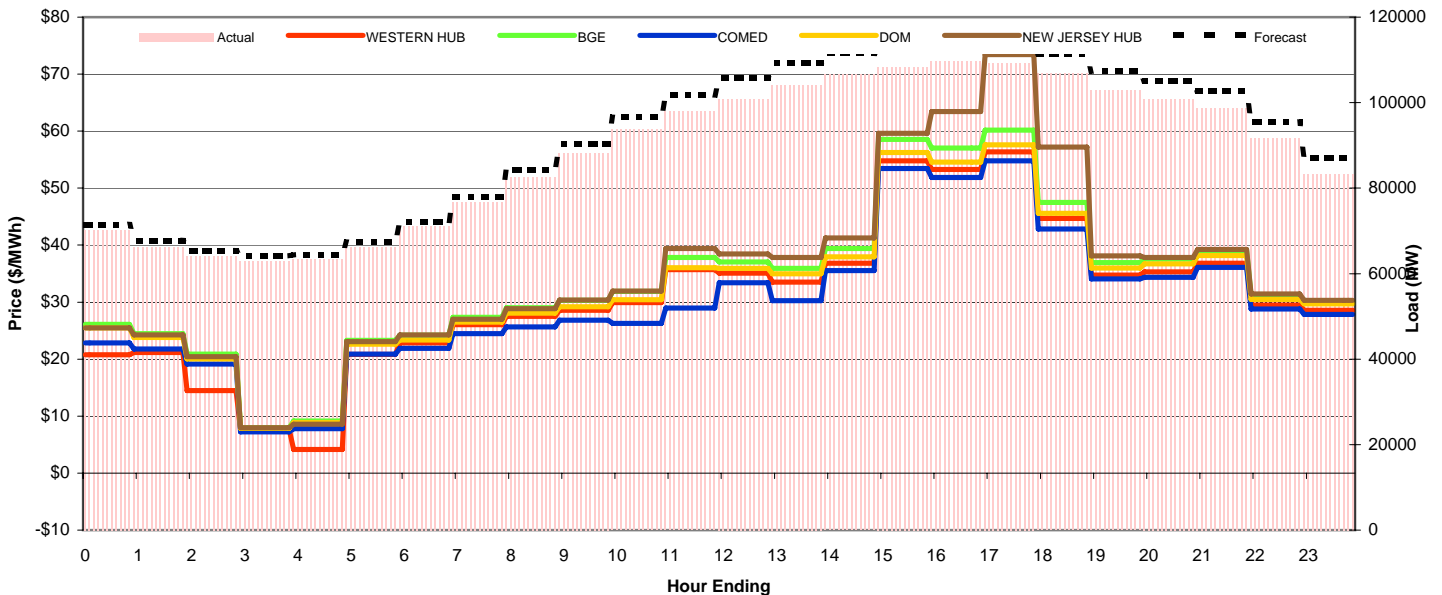
Day-Ahead Prices and Forecast Load

	HE1	HE2	HE3	HE4	HE5	HE6	HE7	HE8	HE9	HE10	HE11	HE12	HE13	HE14	HE15	HE16	HE17	HE18	HE19	HE20	HE21	HE22	HE23	HE24	avg all/peak
WESTERN HUB	28.01	26.38	23.01	22.10	22.67	24.03	26.77	28.82	30.75	35.88	42.23	45.43	47.81	49.71	54.37	58.72	61.56	58.15	48.20	42.23	44.69	39.36	31.90	28.26	38 / 45
BGE	27.922	25.644	24.661	22.81	23.376	25.294	26.115	29.674	30.663	34.387	38.99	44.042	46.508	45.141	50.783	53.499	58.325	52.665	47.052	46.431	49.266	41.599	33.607	30.208	38 / 44
COMED	21.306	19.343	18.471	15.998	16.182	17.088	20.355	23.719	25.445	26.714	27.759	30.02	33.366	35.962	40.149	43.431	45.146	44.001	37.101	31.751	30.673	29.466	29.832	23.773	29 / 33
DOM	27.249	24.967	24.066	22.204	22.727	24.431	25.27	28.78	29.756	33.997	38.438	43.626	46.493	44.823	51.503	54.126	59.031	53.756	46.541	46.07	48.341	40.369	33.03	29.786	37 / 44
NEW JERSEY HUB	27.48	25.50	24.34	22.50	23.17	25.11	26.20	29.50	30.55	33.19	37.43	41.44	44.17	45.42	50.11	53.44	57.25	52.32	44.28	42.89	45.08	40.09	32.99	29.29	37 / 43
DA Forecast	71.5	67.8	65.3	64.1	64.5	67.4	72.0	77.9	84.2	90.4	96.6	101.7	105.8	109.2	111.6	113.1	114.1	114.0	111.4	107.4	105.0	102.6	95.5	87.1	92 / 103



Preliminary Real-Time Prices with Forecasted and Actual System Load

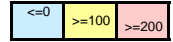
	HE1	HE2	HE3	HE4	HE5	HE6	HE7	HE8	HE9	HE10	HE11	HE12	HE13	HE14	HE15	HE16	HE17	HE18	HE19	HE20	HE21	HE22	HE23	HE24	avg all/peak
WESTERN HUB	20.75	21.17	14.48	7.66	4.13	20.83	22.83	26.05	27.49	28.58	29.89	35.68	35.07	33.49	36.85	54.77	53.25	56.39	44.66	34.72	35.30	36.84	29.49	28.59	31 / 37
BGE	26.115	24.448	20.892	7.9884	9.1337	23.287	24.216	27.319	29.034	30.308	31.912	37.814	37.022	35.914	39.396	58.572	57.052	60.158	47.475	36.945	37.56	39.01	31.13	30.172	33 / 40
COMED	22.85	21.802	19.113	7.2351	7.8058	20.879	21.87	24.452	25.65	26.807	26.274	28.982	33.387	30.237	35.52	53.421	51.896	54.806	42.824	34.048	34.335	36.075	28.812	27.853	30 / 35
DOM	25.488	23.825	20.057	7.8424	8.8544	22.64	23.358	26.49	28.071	29.169	30.433	36.044	35.92	34.946	37.962	56.234	54.593	57.585	45.577	35.992	36.694	38.178	30.499	29.717	32 / 38
NEW JERSEY HUB	25.47	24.24	20.46	7.97	8.58	23.08	24.26	27.03	28.85	30.39	31.94	39.38	38.47	37.84	41.25	59.61	63.44	73.41	57.21	38.09	37.85	39.26	31.42	30.30	35 / 42
Percent Forecast	-1.76	-2.13	-1.91	-1.81	-1.84	-1.58	-1.13	-1.53	-1.98	-2.43	-3.02	-3.89	-4.86	-4.93	-4.63	-4.39	-4.05	-4.21	-4.27	-4.42	-4.09	-3.94	-4.11	-4.54	
RTLoad	70.232	66.337	64.091	62.965	63.296	66.359	71.213	76.694	82.61	88.297	93.738	97.92	100.93	104.1	106.61	108.39	109.7	109.39	106.81	102.82	100.9	98.747	91.702	83.316	



PJM Daily Report

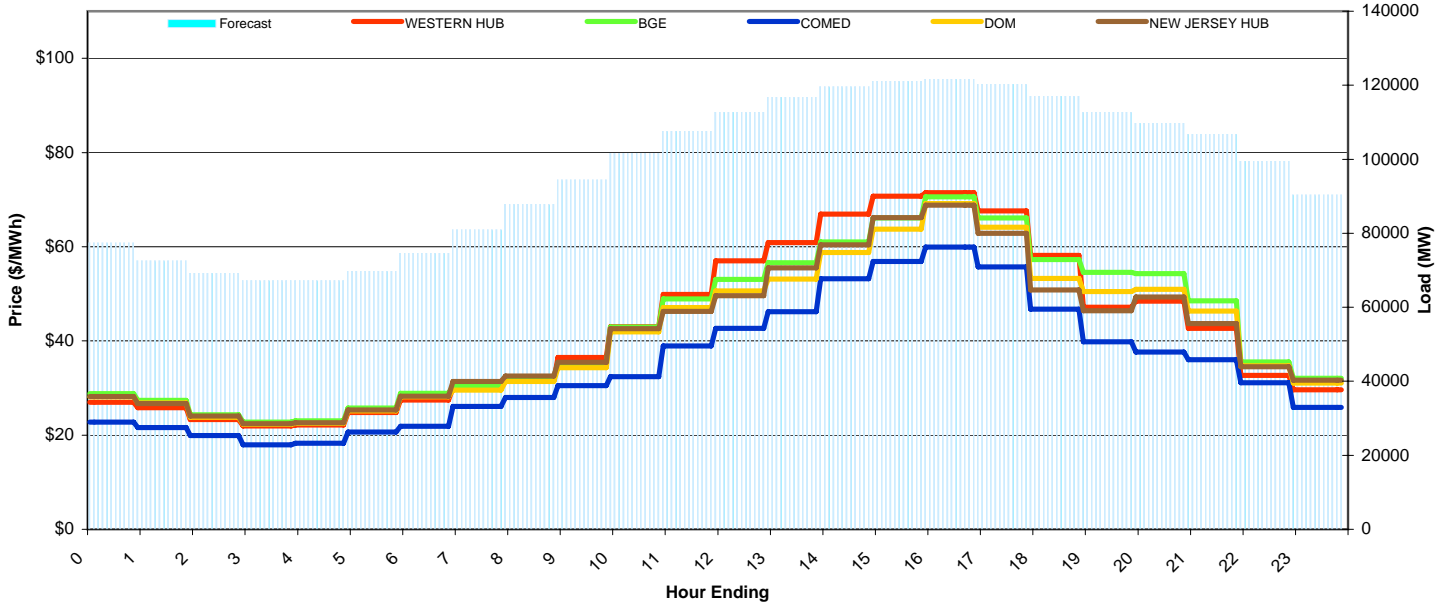
Tuesday August 04, 2009

Price Color Codes:



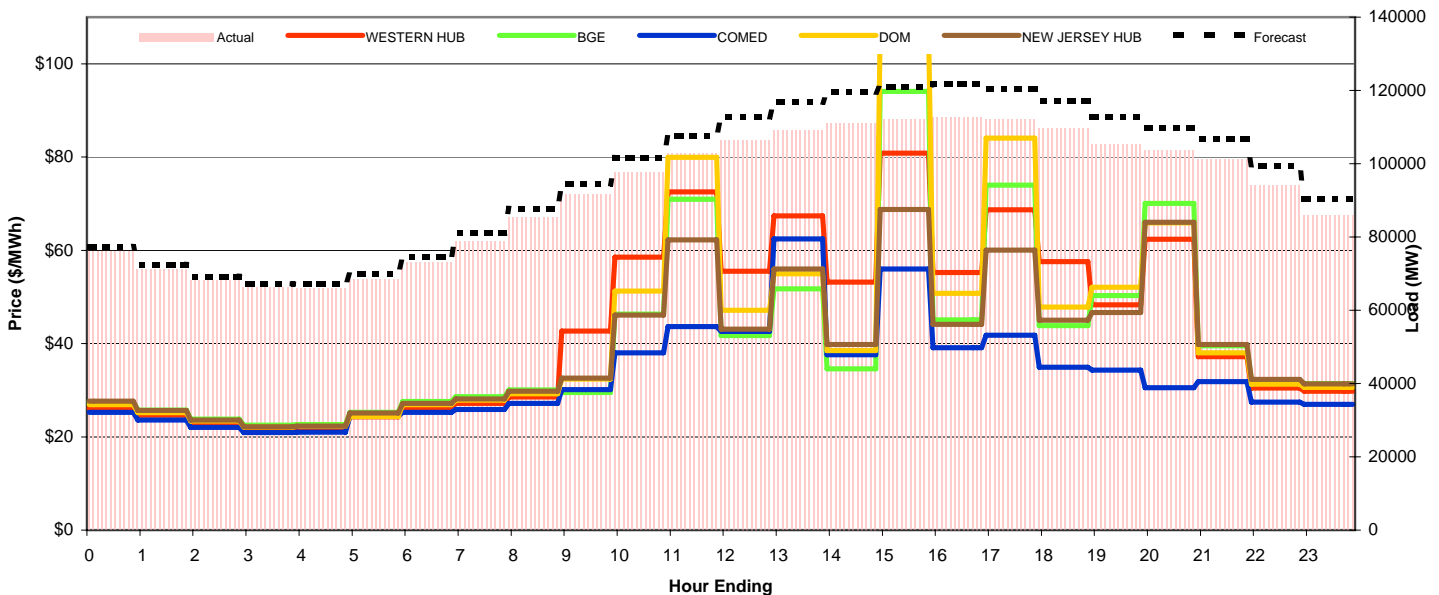
Day-Ahead Prices and Forecast Load

	HE1	HE2	HE3	HE4	HE5	HE6	HE7	HE8	HE9	HE10	HE11	HE12	HE13	HE14	HE15	HE16	HE17	HE18	HE19	HE20	HE21	HE22	HE23	HE24	avg all/peak
WESTERN HUB	26.97	25.83	23.33	21.94	22.13	24.79	27.46	30.01	31.55	36.49	43.00	49.89	56.99	60.88	66.91	70.73	71.46	67.62	58.14	47.17	48.45	42.70	32.70	29.60	42 / 51
BGE	28.802	27.349	24.348	22.751	23.017	25.776	28.85	30.534	32.439	34.967	42.933	48.949	53.064	56.629	60.982	66.106	70.58	66.08	57.298	54.58	54.262	48.48	35.553	32.049	43 / 51
COMED	22.756	21.584	19.923	17.913	18.275	20.627	21.859	26.076	27.987	30.504	32.401	38.953	42.641	46.226	53.215	56.876	59.943	55.695	46.748	39.845	37.612	36	31.094	25.862	35 / 41
DOM	28.16	26.817	23.787	22.275	22.521	25.128	28.144	29.572	31.411	34.343	41.9	47.076	50.641	53.111	58.756	63.704	69.183	64.113	53.28	50.492	50.926	46.338	34.689	31.053	41 / 49
NEW JERSEY HUB	28.16	26.72	24.02	22.39	22.65	25.33	28.27	31.42	32.57	35.48	42.59	46.27	49.58	55.53	60.37	66.18	68.79	62.87	50.79	46.40	49.31	43.68	34.52	31.63	41 / 49
DA Forecast	77.4	72.5	69.2	67.2	67.2	69.8	74.7	81.0	87.8	94.5	101.7	107.6	112.7	116.8	119.6	121.1	121.6	120.3	117.1	112.7	109.7	106.8	99.5	90.4	97 / 108



Preliminary Real-Time Prices with Forecasted and Actual System Load

	HE1	HE2	HE3	HE4	HE5	HE6	HE7	HE8	HE9	HE10	HE11	HE12	HE13	HE14	HE15	HE16	HE17	HE18	HE19	HE20	HE21	HE22	HE23	HE24	avg all/peak
WESTERN HUB	26.15	24.60	22.84	21.56	21.69	24.29	26.30	27.14	28.56	42.69	58.51	72.54	55.51	67.42	53.21	80.86	55.21	68.70	57.57	48.31	62.36	37.16	30.46	29.75	43 / 53
BGE	27.495	25.726	23.823	22.476	22.611	25.249	27.561	28.585	30.039	29.514	46.309	70.979	41.719	51.762	34.573	94.09	45.062	73.952	43.842	50.315	70.094	39.538	32.198	31.429	41 / 49
COMED	25.25	23.636	22.021	20.909	20.967	24.516	25.273	25.872	27.173	30.106	38.048	43.618	42.648	62.446	37.572	56.01	39.086	41.8	34.959	34.331	30.568	31.809	27.438	26.969	33 / 38
DOM	26.932	25.21	23.39	22.121	22.238	24.346	26.868	27.826	29.262	32.375	51.287	79.968	47.16	54.946	38.48	107.73	50.76	84.053	47.833	52.087	65.866	38.037	31.258	30.636	43 / 52
NEW JERSEY HUB	27.62	25.65	23.63	22.18	22.29	25.08	27.16	28.16	29.80	32.61	46.12	62.23	43.07	56.00	39.79	68.75	44.15	60.04	45.02	46.63	66.03	39.78	32.34	31.39	39 / 46
Percent Forecast	-1.70	-1.85	-1.65	-1.55	-1.82	-1.90	-2.26	-2.75	-2.98	-3.24	-4.25	-4.57	-5.87	-6.94	-7.66	-8.03	-7.92	-7.15	-6.84	-6.97	-5.81	-5.60	-5.76	-5.21	
RTLload	76.113	71.208	68.087	66.195	65.97	68.47	73.008	78.782	85.249	91.498	97.515	102.88	106.46	109.17	111.09	112.06	112.72	112.23	109.58	105.32	103.68	101.15	94.056	85.906	



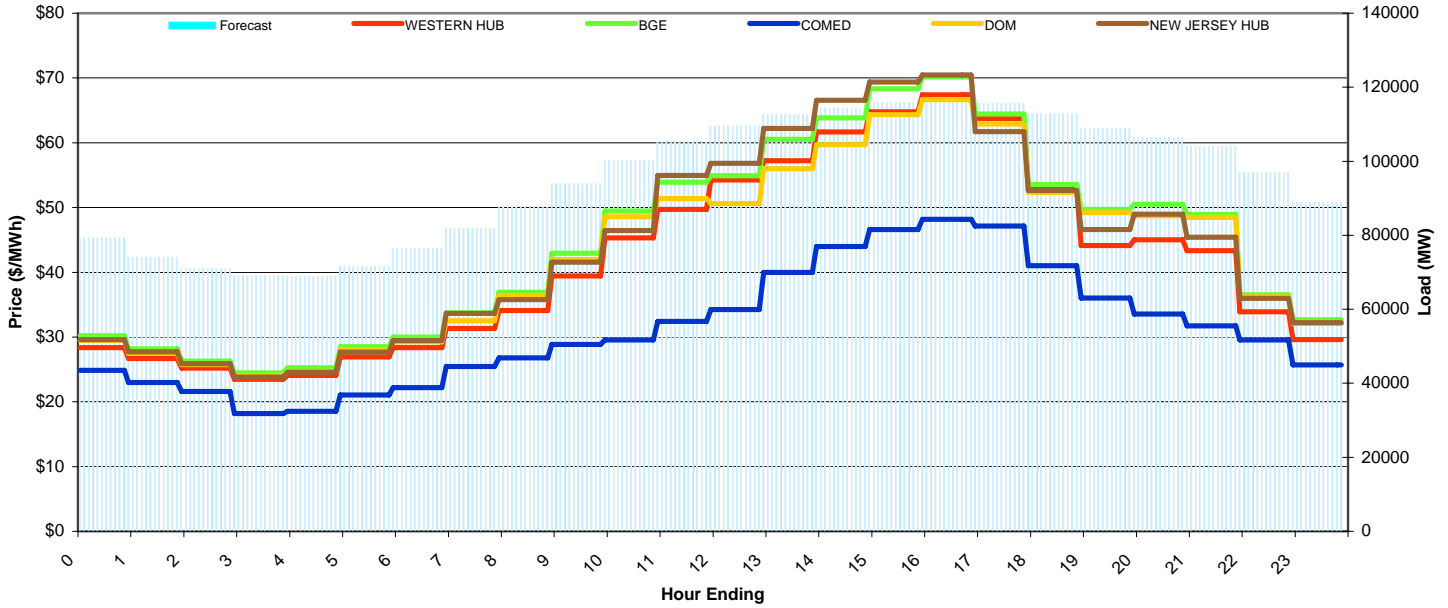
PJM Daily Report

Wednesday August 05, 2009

Price Color Codes: <=0 >=100 >=200

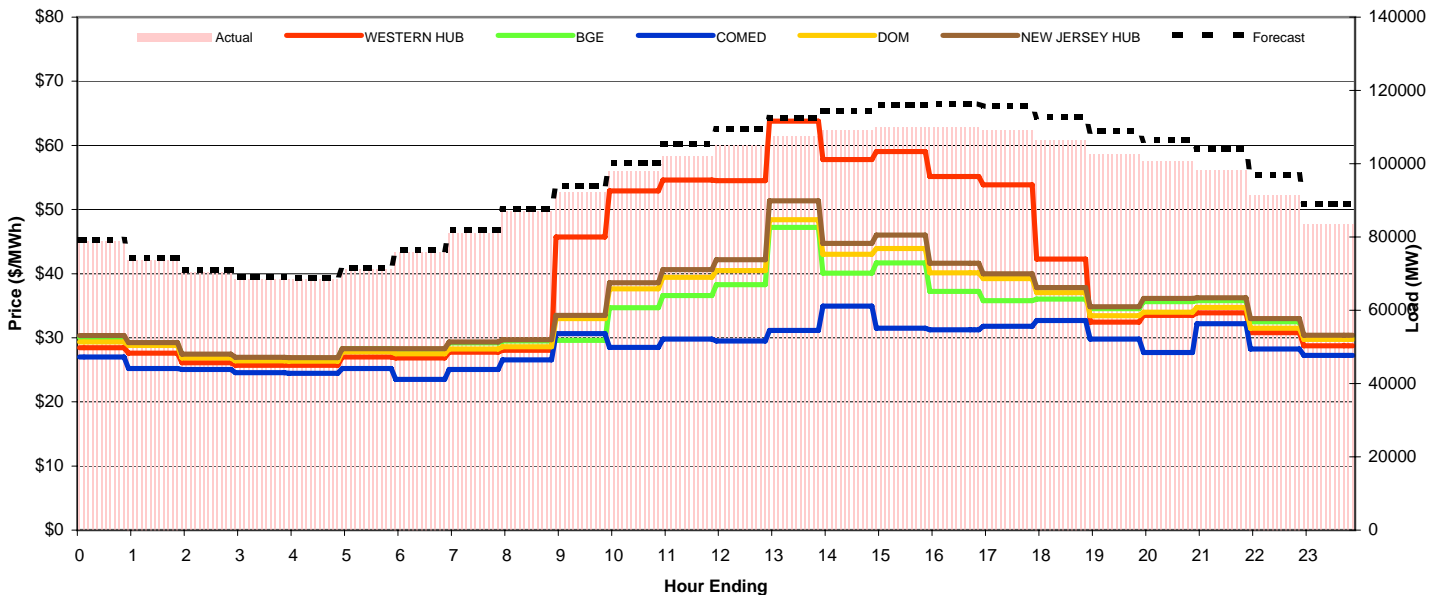
Day-Ahead Prices and Forecast Load

	HE1	HE2	HE3	HE4	HE5	HE6	HE7	HE8	HE9	HE10	HE11	HE12	HE13	HE14	HE15	HE16	HE17	HE18	HE19	HE20	HE21	HE22	HE23	HE24	avg all/peak
WESTERN HUB	28.35	26.68	25.19	23.46	24.08	26.92	28.37	31.30	34.11	39.44	45.32	49.73	54.26	57.22	61.69	64.77	67.42	63.74	52.78	44.11	45.00	43.33	33.89	29.58	42 / 49
BGE	30.186	28.143	26.297	24.465	25.248	28.527	30.015	33.768	36.893	42.934	49.456	53.903	54.908	60.533	63.848	68.324	70.174	64.441	53.554	49.691	50.508	48.943	36.52	32.646	44 / 52
COMED	24.835	22.988	21.613	18.177	18.551	21.074	22.177	25.464	26.765	28.849	29.548	32.406	34.256	39.978	43.997	46.616	48.19	47.12	41.025	36.002	33.542	31.735	29.566	25.717	31 / 36
DOM	29.495	27.45	25.736	24.024	24.69	28.075	29.258	32.498	36.344	41.954	48.588	51.408	50.603	56.01	59.695	64.359	66.636	62.911	52.314	49.195	48.729	48.467	36.233	32.103	43 / 50
NEW JERSEY HUB	29.62	27.71	25.88	23.84	24.57	27.66	29.43	33.66	35.76	41.58	46.44	54.97	56.84	62.22	66.58	69.39	70.47	61.71	52.63	46.60	48.98	45.41	35.95	32.22	44 / 52
DA Forecast	79.3	74.1	70.9	69.1	68.9	71.5	76.5	81.9	87.7	93.9	100.2	105.3	109.5	112.6	114.4	115.9	116.4	115.7	112.8	108.8	106.3	104.1	96.9	88.9	95 / 105



Preliminary Real-Time Prices with Forecasted and Actual System Load

	HE1	HE2	HE3	HE4	HE5	HE6	HE7	HE8	HE9	HE10	HE11	HE12	HE13	HE14	HE15	HE16	HE17	HE18	HE19	HE20	HE21	HE22	HE23	HE24	avg all/peak
WESTERN HUB	28.47	27.60	26.10	25.69	25.68	26.99	26.84	27.76	28.06	45.71	52.88	54.61	54.50	63.80	57.78	59.02	55.14	53.83	42.27	32.44	33.48	33.89	30.82	28.74	39 / 45
BGE	30.006	29.199	27.315	26.832	26.808	28.305	28.186	29.215	29.475	29.6	34.684	36.606	38.294	47.21	40.074	41.692	37.21	35.801	36.017	34.511	35.652	35.768	32.493	30.241	33 / 36
COMED	27.017	25.22	25.046	24.538	24.463	25.191	23.511	25.036	26.557	30.655	28.495	29.797	29.508	31.13	34.946	31.491	31.239	31.802	32.703	29.798	27.679	32.203	28.266	27.231	28 / 30
DOM	29.352	28.791	26.852	26.405	26.329	27.81	27.502	28.249	28.599	32.981	37.625	39.406	40.483	48.413	43.016	43.923	40.119	39.216	37.051	33.447	33.962	34.741	31.469	29.729	34 / 37
NEW JERSEY HUB	30.36	29.26	27.47	26.94	26.89	28.27	28.28	29.35	29.70	33.51	38.57	40.61	42.20	51.36	44.73	46.00	41.64	39.95	37.81	34.84	36.13	36.22	33.00	30.41	35 / 38
Percent Forecast	-0.80	-0.64	-0.86	-0.95	-0.83	-0.60	-0.75	-1.14	-0.91	-1.87	-2.46	-3.37	-4.36	-4.76	-5.49	-6.02	-5.97	-5.95	-6.09	-5.58	-6.09	-5.99	-6.49		
RTLoad	78.65	73.669	70.335	68.439	68.347	71.087	75.9	80.999	86.859	92.216	97.776	101.91	104.94	107.51	109.16	109.84	109.79	109.14	106.48	102.54	100.73	98.131	91.44	83.449	



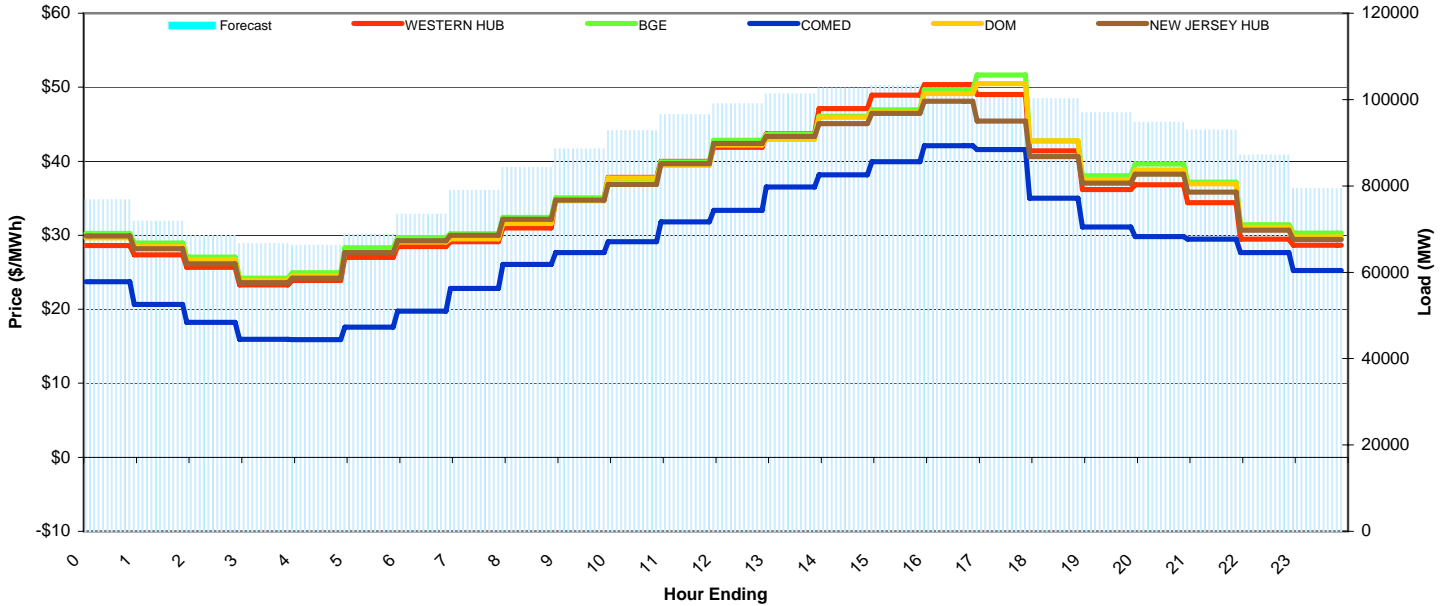
PJM Daily Report

Thursday August 06, 2009

Price Color Codes: ≤0 ≥100 ≥200

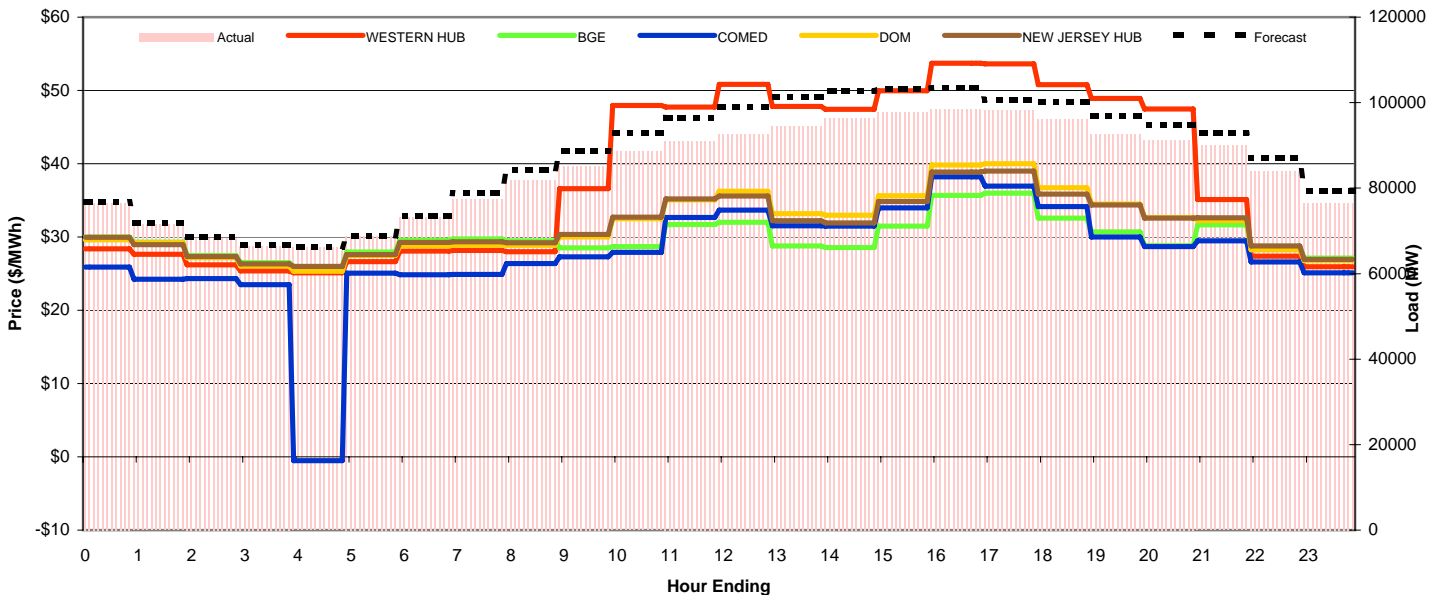
Day-Ahead Prices and Forecast Load

	HE1	HE2	HE3	HE4	HE5	HE6	HE7	HE8	HE9	HE10	HE11	HE12	HE13	HE14	HE15	HE16	HE17	HE18	HE19	HE20	HE21	HE22	HE23	HE24	avg all/peak
WESTERN HUB	28.59	27.38	25.69	23.28	23.91	27.01	28.47	29.13	30.98	34.99	37.80	40.00	41.87	43.69	47.10	48.92	50.35	49.03	41.42	36.19	36.84	34.41	29.49	28.67	35 / 40
BGE	30.266	28.955	27.05	24.2	24.919	28.318	29.704	30.19	32.4	35.048	37.614	39.888	42.839	43.633	46.09	46.951	49.648	51.671	42.739	38.052	39.647	37.168	31.401	30.278	36 / 40
COMED	23.707	20.676	18.226	15.934	15.908	17.596	19.729	22.82	26.044	27.658	29.141	31.831	33.352	36.518	38.149	39.933	42.114	41.587	35.015	31.13	29.835	29.48	27.654	25.229	28 / 33
DOM	29.657	28.463	26.66	23.865	24.506	27.706	29.099	29.505	31.581	34.674	37.727	39.459	42.184	42.946	45.931	46.611	49.151	50.503	42.734	37.5	38.811	36.974	31.065	29.781	36 / 40
NEW JERSEY HUB	29.91	28.20	26.16	23.62	24.18	27.68	29.24	29.97	32.17	34.76	36.87	39.66	42.41	43.37	45.10	46.46	48.13	45.43	40.62	37.06	38.23	35.84	30.67	29.45	35 / 39
DA Forecast	76.8	71.8	68.5	66.6	66.3	68.8	73.5	78.9	84.3	88.6	92.8	96.5	99.0	101.3	102.7	103.3	103.5	100.7	100.2	96.9	94.7	92.9	87.1	79.4	87 / 95



Preliminary Real-Time Prices with Forecasted and Actual System Load

	HE1	HE2	HE3	HE4	HE5	HE6	HE7	HE8	HE9	HE10	HE11	HE12	HE13	HE14	HE15	HE16	HE17	HE18	HE19	HE20	HE21	HE22	HE23	HE24	avg all/peak
WESTERN HUB	28.41	27.64	26.22	25.35	25.10	26.66	28.07	28.15	28.01	36.58	47.93	47.73	50.82	47.81	47.41	49.94	53.70	53.63	50.80	48.90	47.45	35.11	27.36	25.96	38 / 44
BGE	29.994	29.323	27.476	26.509	25.967	27.944	29.567	29.72	29.496	28.498	28.696	31.708	31.992	28.769	28.56	31.498	35.68	35.984	32.575	30.704	28.821	31.68	28.719	27.112	30 / 31
COMED	25.912	24.253	24.34	23.506	-0.529	25.051	24.846	24.89	26.395	27.292	27.911	32.665	33.673	31.525	31.505	33.984	38.207	36.939	34.141	29.982	28.677	29.493	26.594	25.112	28 / 31
DOM	29.628	29.21	27.164	26.047	25.322	27.473	28.791	28.869	28.879	29.986	32.484	35.087	36.248	33.197	32.962	35.648	39.805	39.984	36.727	34.499	32.682	32.206	28.271	26.788	32 / 34
NEW JERSEY HUB	29.97	28.97	27.35	26.34	26.00	27.60	29.25	29.33	29.20	30.37	32.72	35.20	35.57	32.22	31.92	34.87	38.86	38.98	35.85	34.35	32.60	32.61	28.76	26.96	31 / 33
Percent Forecast	-0.47	-0.43	-0.22	-0.32	-0.28	-0.21	-0.20	-1.74	-3.00	-3.97	-4.79	-6.05	-6.73	-7.18	-6.57	-5.72	-4.97	-2.33	-4.24	-4.62	-3.74	-3.27	-3.74	-3.69	
RTLoad	76.417	71.505	68.337	66.404	66.11	68.686	73.307	77.554	81.828	85.223	88.583	90.987	92.768	94.536	96.339	97.738	98.624	98.368	96.105	92.643	91.317	89.98	84.003	76.543	



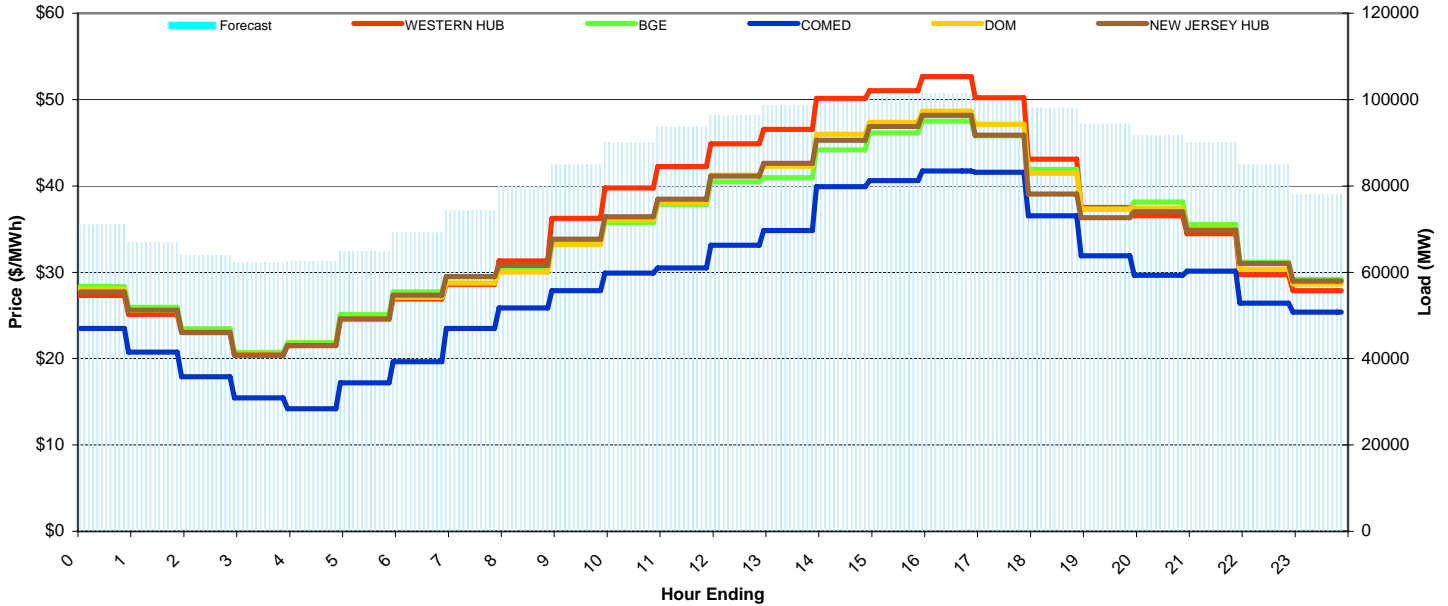
PJM Daily Report

Friday August 07, 2009

Price Color Codes: <=0 >=100 >=200

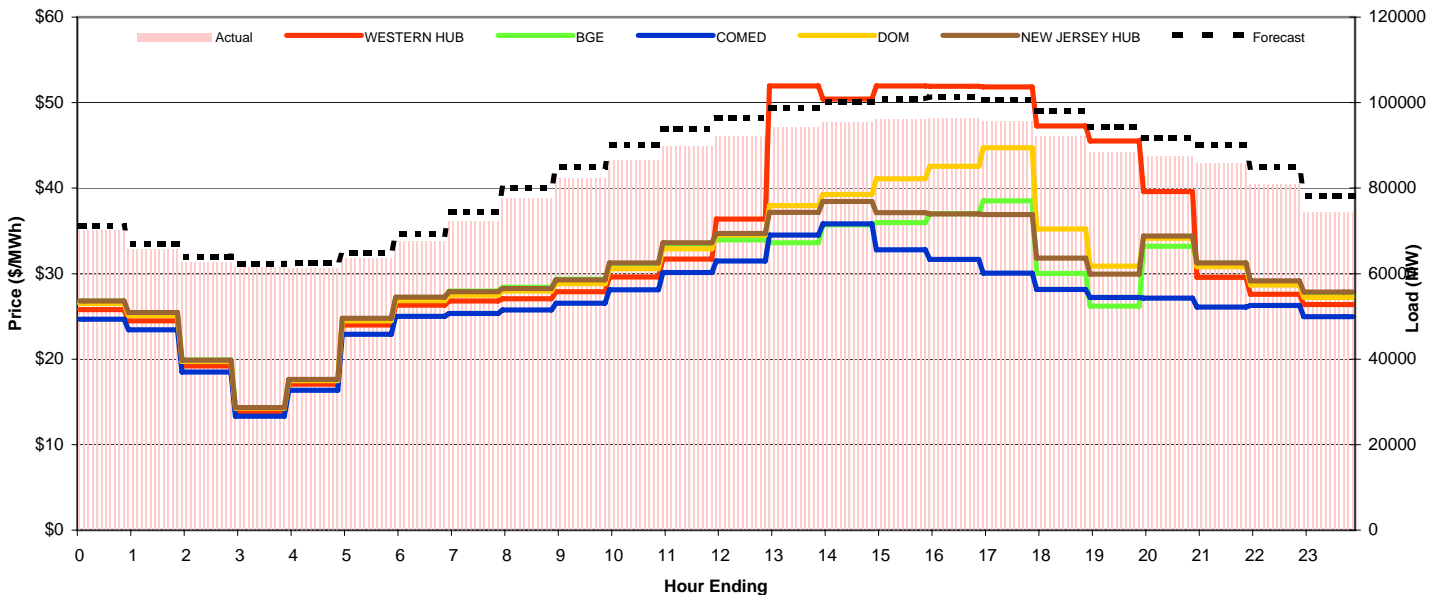
Day-Ahead Prices and Forecast Load

	HE1	HE2	HE3	HE4	HE5	HE6	HE7	HE8	HE9	HE10	HE11	HE12	HE13	HE14	HE15	HE16	HE17	HE18	HE19	HE20	HE21	HE22	HE23	HE24	avg all/peak
WESTERN HUB	27.30	25.12	23.01	20.38	21.50	24.54	26.92	28.63	31.32	36.25	39.77	42.24	44.89	46.54	50.14	51.03	52.65	50.22	43.10	37.51	36.53	34.48	29.72	27.85	35 / 41
BGE	28.367	25.943	23.477	20.7	21.874	25.074	27.708	29.485	30.554	33.354	35.767	37.865	40.482	40.965	44.171	46.143	47.529	45.809	41.919	37.333	38.151	35.538	31.161	29.154	34 / 39
COMED	23.504	20.769	17.89	15.465	14.191	17.2	19.651	23.506	25.853	27.864	29.916	30.483	33.146	34.823	39.899	40.634	41.726	41.575	36.533	31.923	29.656	30.134	26.425	25.386	28 / 33
DOM	28.031	25.573	23.13	20.469	21.515	24.584	27.104	28.757	30.019	33.196	36.091	38.08	41.26	42.293	45.982	47.351	48.669	47.131	41.487	37.316	37.411	34.997	30.365	28.643	34 / 39
NEW JERSEY HUB	27.73	25.62	23.03	20.42	21.55	24.61	27.36	29.48	30.79	33.84	36.44	38.48	41.12	42.61	45.27	46.88	48.20	45.88	39.06	36.32	37.03	34.88	31.02	28.98	34 / 39
DA Forecast	71.0	66.9	64.0	62.4	62.5	64.9	69.1	74.4	80.0	85.0	90.0	93.7	96.5	98.7	100.2	100.9	101.4	100.7	98.0	94.4	91.7	90.2	84.9	78.1	84 / 93



Preliminary Real-Time Prices with Forecasted and Actual System Load

	HE1	HE2	HE3	HE4	HE5	HE6	HE7	HE8	HE9	HE10	HE11	HE12	HE13	HE14	HE15	HE16	HE17	HE18	HE19	HE20	HE21	HE22	HE23	HE24	avg all/peak
WESTERN HUB	25.79	24.48	19.21	13.87	17.07	23.98	26.30	26.79	27.07	27.89	29.60	31.72	36.38	51.95	50.42	51.96	51.90	51.86	47.28	45.53	39.60	29.57	27.60	26.38	34 / 39
BGE	26.795	25.349	19.897	14.341	17.605	24.756	27.216	27.944	28.406	29.328	31.15	33.434	33.933	33.621	35.711	35.955	37.035	38.511	30.001	26.218	33.186	31.205	28.934	27.574	29 / 32
COMED	24.662	23.433	18.493	13.334	16.34	22.89	24.991	25.322	25.735	26.551	28.1	30.122	31.485	34.517	35.824	32.777	31.667	30.047	28.159	27.193	27.133	26.1	26.282	24.954	27 / 29
DOM	26.482	25.077	19.743	14.255	17.494	24.493	26.833	27.473	27.95	28.807	30.562	32.892	34.52	37.943	39.28	41.116	42.561	44.714	35.234	30.861	34.154	30.815	28.689	27.223	30 / 34
NEW JERSEY HUB	26.79	25.45	19.89	14.35	17.62	24.76	27.24	27.89	28.27	29.27	31.24	33.60	34.71	37.17	38.43	37.14	36.98	36.89	31.82	29.96	34.41	31.25	29.15	27.87	30 / 33
Percent Forecast	-1.39	-1.85	-2.13	-1.63	-2.01	-2.02	-2.33	-2.90	-2.93	-3.35	-4.01	-4.34	-4.75	-4.89	-5.04	-4.93	-5.16	-5.32	-6.36	-6.81	-4.84	-5.09	-5.06	-5.06	
RTLoad	70.038	65.689	62.651	61.354	61.308	63.569	67.567	72.341	77.682	82.264	86.547	89.813	92.079	94.077	95.39	96.173	96.402	95.576	92.189	88.363	87.464	85.8	80.827	74.368	



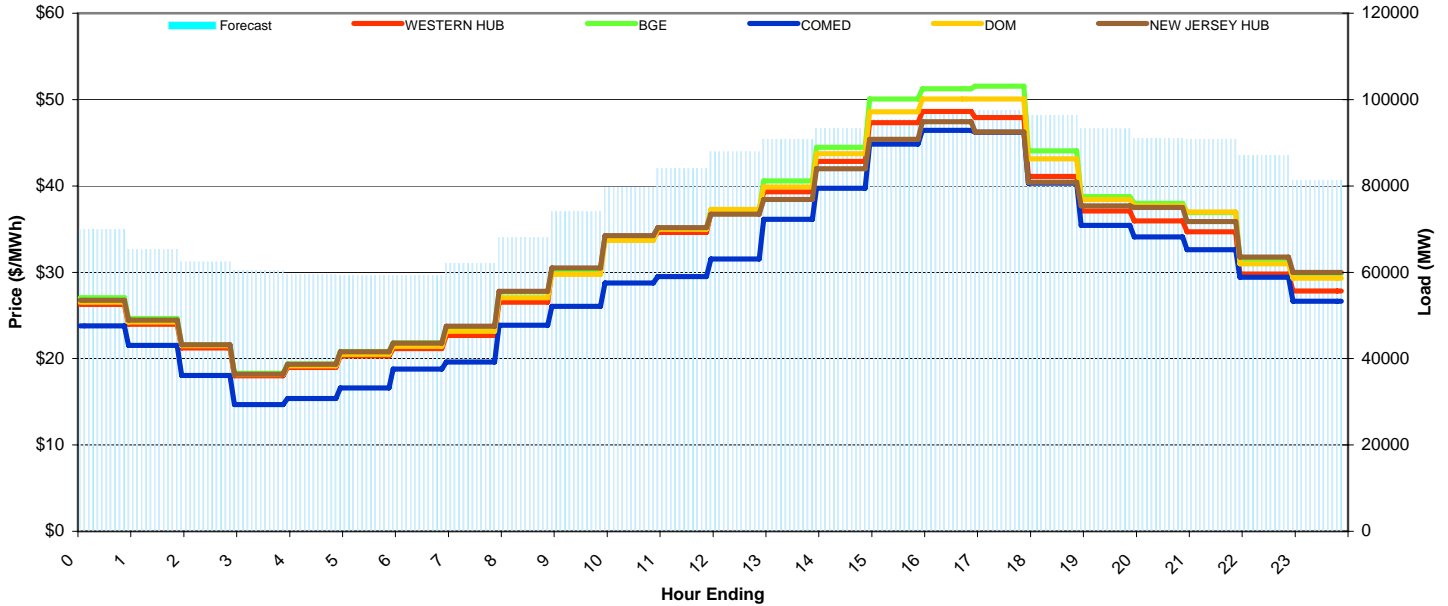
PJM Daily Report

Saturday August 08, 2009

Price Color Codes: <=0 >=100 >=200

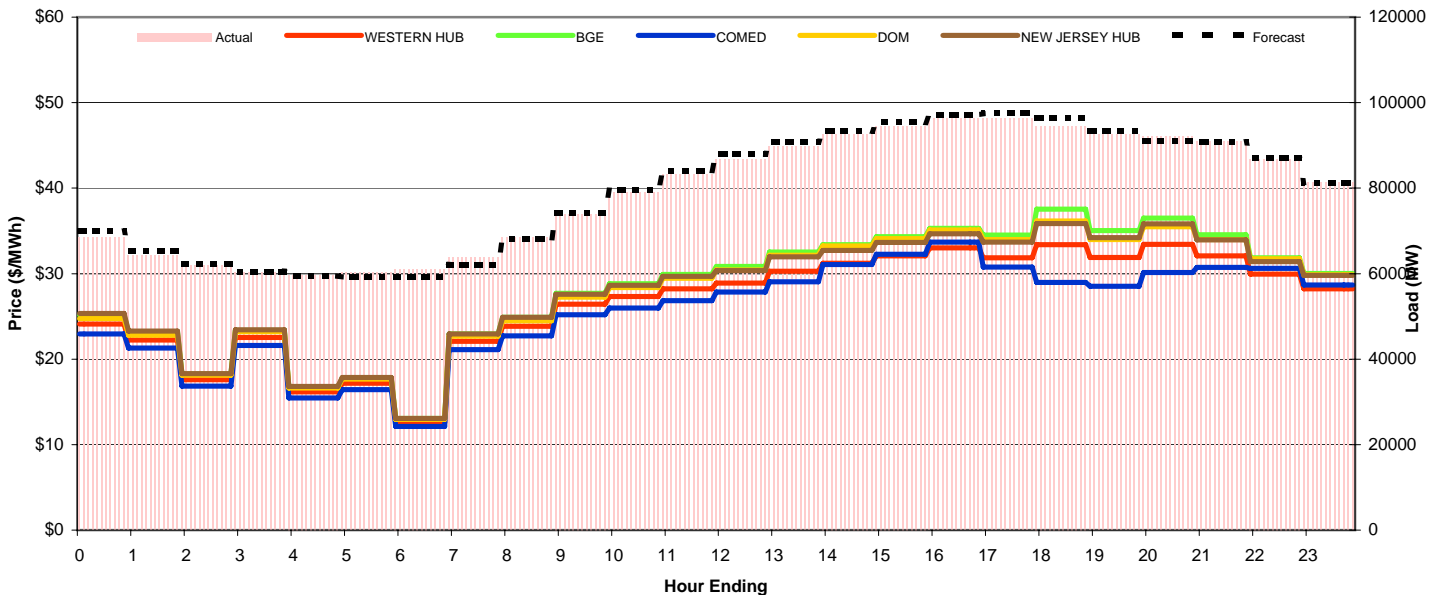
Day-Ahead Prices and Forecast Load

	HE1	HE2	HE3	HE4	HE5	HE6	HE7	HE8	HE9	HE10	HE11	HE12	HE13	HE14	HE15	HE16	HE17	HE18	HE19	HE20	HE21	HE22	HE23	HE24	avg all/peak
WESTERN HUB	26.26	24.00	21.23	18.01	18.98	20.32	21.16	22.68	26.52	30.43	33.99	34.61	36.87	39.33	42.84	47.33	48.62	47.93	41.12	37.10	35.93	34.70	29.78	27.85	32 / 37
BGE	27.044	24.647	21.598	18.296	19.389	20.812	21.829	23.685	27.727	30.239	34.084	35.017	37.096	40.58	44.463	50.082	51.252	51.539	44.063	38.758	38.002	36.922	31.517	29.866	33 / 38
COMED	23.81	21.531	18.045	14.687	15.387	16.6	18.79	19.618	23.859	26.037	28.749	29.503	31.547	36.119	39.73	44.86	46.425	46.199	40.311	35.416	34.09	32.614	29.422	26.638	29 / 34
DOM	26.525	24.242	21.483	18.17	19.176	20.497	21.433	23.164	27.037	29.777	33.671	34.99	37.265	39.886	43.739	48.599	50.085	50.051	43.136	38.444	37.705	36.996	30.968	29.332	33 / 38
NEW JERSEY HUB	26.77	24.47	21.62	18.21	19.33	20.79	21.79	23.76	27.79	30.50	34.23	35.15	36.74	38.42	41.98	45.40	47.43	46.26	40.45	37.70	37.50	35.88	31.74	29.97	32 / 37
DA Forecast	69.9	65.4	62.4	60.5	59.4	59.2	59.3	62.1	68.0	74.1	79.6	84.0	87.9	90.9	93.4	95.4	97.1	97.5	96.4	93.3	91.0	90.8	87.1	81.3	79 / 87



Preliminary Real-Time Prices with Forecasted and Actual System Load

	HE1	HE2	HE3	HE4	HE5	HE6	HE7	HE8	HE9	HE10	HE11	HE12	HE13	HE14	HE15	HE16	HE17	HE18	HE19	HE20	HE21	HE22	HE23	HE24	avg all/peak
WESTERN HUB	24.12	22.25	17.61	22.53	16.16	17.17	12.59	22.07	23.85	26.43	27.33	28.22	28.91	30.27	31.22	32.06	33.00	31.85	33.37	31.90	33.41	32.08	29.95	28.22	27 / 30
BGE	25.143	23.125	18.256	23.347	16.733	17.782	13.067	22.961	24.882	27.68	28.839	29.915	30.835	32.529	33.404	34.34	35.31	34.506	37.561	35.035	36.485	34.532	31.864	30.01	28 / 32
COMED	22.949	21.304	16.832	21.579	15.453	16.426	12.124	21.123	22.711	25.192	25.984	26.855	27.849	29.041	31.065	32.262	33.679	30.77	28.977	28.531	30.145	30.746	30.61	28.677	25 / 28
DOM	24.755	22.81	18.111	23.195	16.617	17.656	12.952	22.689	24.476	27.244	28.386	29.443	30.433	32.151	33.226	34.106	35.098	33.974	36.159	34	35.471	33.986	31.727	29.852	28 / 31
NEW JERSEY HUB	25.35	23.30	18.29	23.44	16.81	17.84	13.05	22.94	24.90	27.59	28.64	29.69	30.37	31.98	32.70	33.65	34.65	33.69	35.87	34.22	35.81	33.97	31.41	29.78	28 / 31
Percent Forecast	-2.10	-1.63	-0.84	-0.25	0.43	1.75	3.02	2.68	0.71	-0.17	-0.89	-0.98	-1.32	-1.19	-0.70	-0.89	-0.90	-1.28	-1.94	-0.79	1.16	0.16	-0.30	-0.05	
RTLoad	68.507	64.327	61.859	60.338	59.675	60.303	61.1	63.834	68.514	73.949	78.888	83.227	86.786	89.827	92.705	94.533	96.258	96.232	94.521	92.542	92.121	90.939	86.827	81.261	



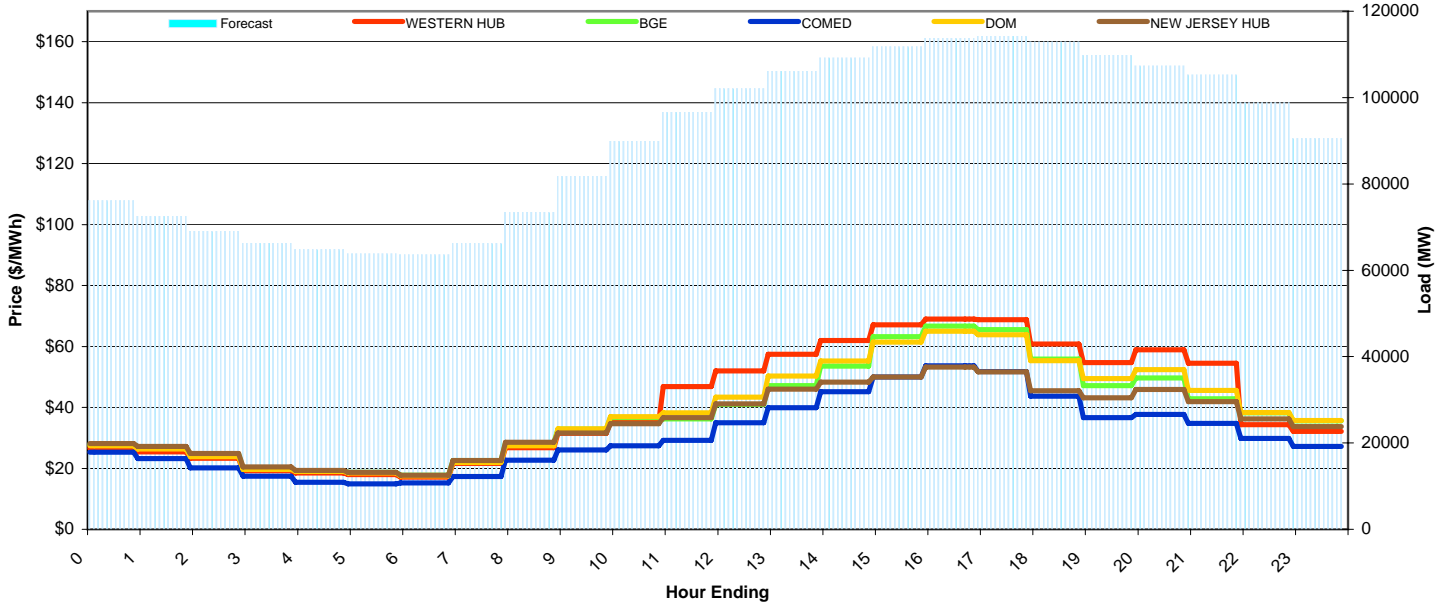
PJM Daily Report

Sunday August 09, 2009

Price Color Codes: ≤0 >=100 >=200

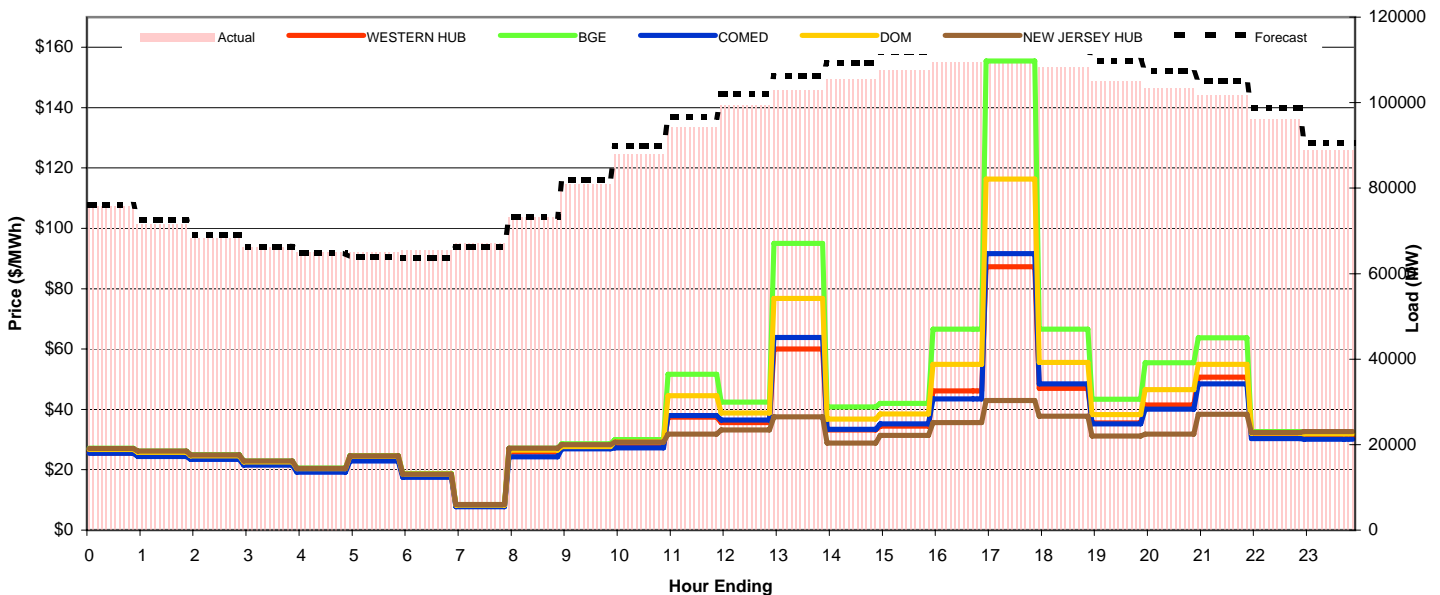
Day-Ahead Prices and Forecast Load

	HE1	HE2	HE3	HE4	HE5	HE6	HE7	HE8	HE9	HE10	HE11	HE12	HE13	HE14	HE15	HE16	HE17	HE18	HE19	HE20	HE21	HE22	HE23	HE24	avg all/peak
WESTERN HUB	26.53	25.44	23.31	19.26	18.50	17.95	17.09	21.60	26.81	31.54	35.10	46.80	51.94	57.39	61.91	67.10	69.02	68.78	60.75	54.68	58.86	54.47	34.32	32.16	41 / 50
BGE	27.947	26.976	24.664	19.969	19.09	18.687	17.735	22.612	28.3	32.873	36.625	36.21	40.965	47.147	53.563	63.197	66.717	65.481	55.809	47.163	49.684	42.809	38.26	35.603	38 / 45
COMED	25.337	23.191	20.113	17.443	15.428	14.887	15.277	17.373	22.64	26.004	27.425	29.208	34.928	39.909	45.197	50.027	53.668	51.74	43.656	36.683	37.701	34.732	29.798	27.248	31 / 36
DOM	27.391	26.35	23.887	19.68	19.011	18.489	17.53	21.904	27.385	32.968	37	38.231	43.409	50.316	55.257	61.41	64.948	63.89	55.307	49.443	52.36	45.536	38.31	35.714	39 / 46
NEW JERSEY HUB	28.11	27.16	24.86	20.51	19.30	18.70	17.71	22.60	28.53	31.66	34.69	36.63	41.11	45.94	48.32	49.98	53.18	51.68	45.45	43.14	45.92	41.88	36.18	33.67	35 / 41
DA Forecast	76.1	72.5	69.0	66.2	64.8	63.8	63.6	66.2	73.4	81.9	89.8	96.6	102.1	106.1	109.2	111.7	113.7	114.2	112.9	109.8	107.3	105.2	98.8	90.5	90 / 100



Preliminary Real-Time Prices with Forecasted and Actual System Load

	HE1	HE2	HE3	HE4	HE5	HE6	HE7	HE8	HE9	HE10	HE11	HE12	HE13	HE14	HE15	HE16	HE17	HE18	HE19	HE20	HE21	HE22	HE23	HE24	avg all/peak
WESTERN HUB	25.59	24.87	23.75	21.80	19.61	23.57	17.88	8.06	25.86	27.12	27.95	37.47	35.62	59.98	33.23	34.45	46.18	87.33	46.96	35.56	41.42	50.66	31.19	30.76	34 / 39
BGE	27.103	26.194	24.977	22.921	20.608	24.758	18.775	8.453	27.188	28.642	29.974	51.601	42.453	95.034	40.826	41.965	66.607	155.49	66.572	43.418	55.459	63.748	32.641	32.476	44 / 53
COMED	25.451	24.436	23.386	21.49	19.151	22.955	17.501	7.7491	24.241	26.964	27.291	37.995	36.442	63.827	33.389	35.173	43.447	91.662	48.456	35.231	40.13	48.516	30.329	30.106	34 / 39
DOM	26.755	25.786	24.615	22.628	20.385	24.503	18.579	8.2506	26.508	27.711	29.255	44.544	38.843	76.824	36.829	38.471	54.89	116.36	55.609	38.29	46.526	54.913	32.131	31.887	38 / 45
NEW JERSEY HUB	27.04	26.20	24.93	22.88	20.51	24.60	18.61	8.51	27.15	28.33	29.13	31.81	33.19	37.56	28.88	31.44	35.65	42.96	37.75	31.22	31.81	38.39	32.30	32.63	29 / 32
Percent Forecast	-0.58	-1.45	-1.08	0.01	0.47	1.82	2.75	1.19	-0.19	-1.20	-2.12	-2.41	-2.82	-3.27	-3.52	-3.90	-3.88	-3.96	-4.33	-4.60	-3.89	-3.41	-2.90	-1.98	
RTLload	75.703	71.495	68.287	66.235	65.059	65.006	65.39	66.996	73.229	80.88	87.932	94.278	99.261	102.79	105.49	107.55	109.44	109.88	108.2	104.98	103.32	101.74	95.987	88.756	



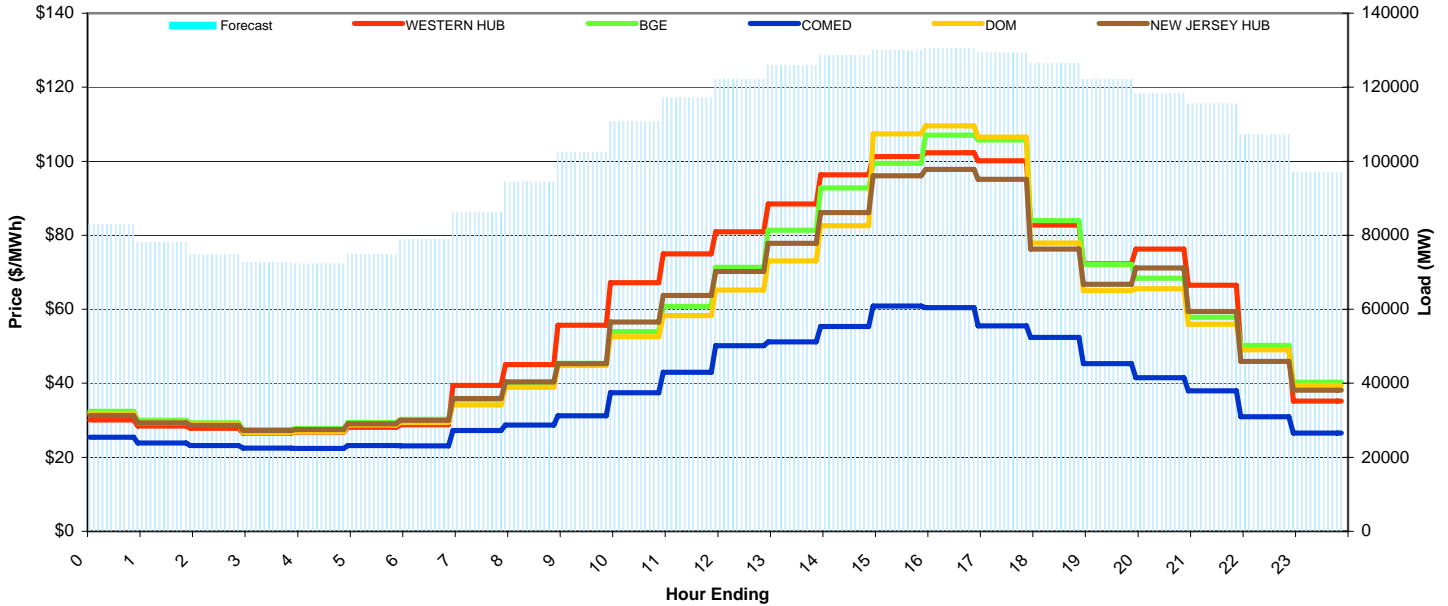
PJM Daily Report

Monday August 10, 2009

Price Color Codes: ≤0 ≥100 ≥200

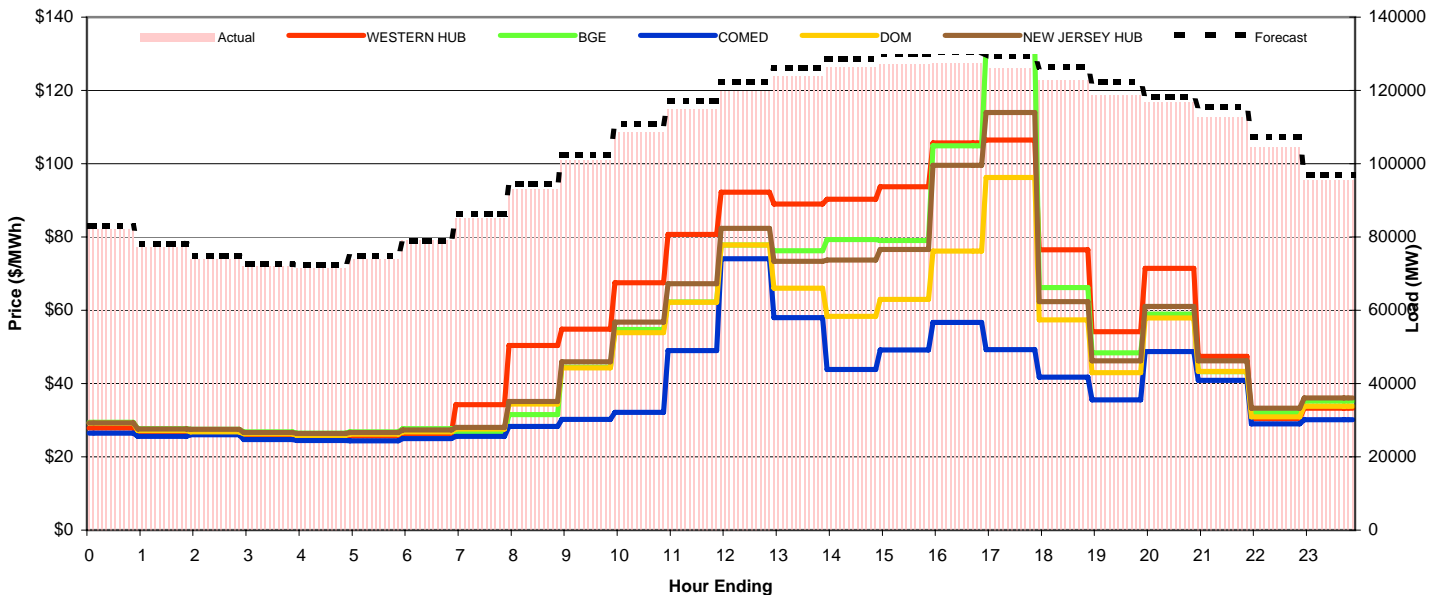
Day-Ahead Prices and Forecast Load

	HE1	HE2	HE3	HE4	HE5	HE6	HE7	HE8	HE9	HE10	HE11	HE12	HE13	HE14	HE15	HE16	HE17	HE18	HE19	HE20	HE21	HE22	HE23	HE24	avg all/peak
WESTERN HUB	30.11	28.46	27.82	26.57	26.78	28.09	28.81	39.44	45.02	55.71	67.23	75.00	80.98	88.44	96.30	101.28	102.33	100.14	82.75	72.30	76.25	66.53	49.51	35.17	60 / 75
BGE	32.4	29.979	29.299	27.489	27.736	29.408	30.259	35.576	39.8	45.36	53.925	60.808	71.311	81.33	92.77	99.467	107.06	105.77	83.95	72.107	68.442	57.829	50.275	40.3	57 / 70
COMED	25.46	23.831	23.212	22.506	22.401	23.192	23.12	27.259	28.667	31.208	37.427	42.977	50.14	51.227	55.343	60.91	60.457	55.527	52.425	45.291	41.539	37.935	30.957	26.575	37 / 44
DOM	31.786	29.331	28.868	26.728	26.885	28.708	29.427	34.161	38.945	44.81	52.572	58.317	65.161	73.095	82.543	107.42	109.58	106.57	77.898	65.071	65.589	55.969	49.045	39.429	55 / 68
NEW JERSEY HUB	31.27	29.31	28.60	27.22	27.47	29.03	29.99	35.91	40.38	45.30	56.57	63.71	70.20	77.83	86.09	96.07	97.83	95.15	76.25	66.79	71.13	59.40	45.90	38.13	55 / 68
DA Forecast	82.8	78.2	74.7	72.7	72.3	74.8	78.9	86.2	94.4	102.4	110.8	117.2	122.1	126.0	128.6	130.0	130.5	129.3	126.4	122.2	118.3	115.6	107.2	97.1	104 / 117



Preliminary Real-Time Prices with Forecasted and Actual System Load

	HE1	HE2	HE3	HE4	HE5	HE6	HE7	HE8	HE9	HE10	HE11	HE12	HE13	HE14	HE15	HE16	HE17	HE18	HE19	HE20	HE21	HE22	HE23	HE24	avg all/peak
WESTERN HUB	27.86	26.42	26.46	25.73	25.43	25.68	26.40	34.23	50.38	54.87	67.50	80.68	92.23	89.00	90.30	93.72	105.68	106.47	76.53	54.14	71.45	47.44	30.38	33.25	57 / 72
BGE	29.44	27.686	27.486	26.794	26.462	26.848	27.669	26.535	31.551	44.444	54.745	62.293	77.813	76.242	79.268	79.011	104.9	132.17	66.172	48.417	58.995	43.239	32.071	35.197	52 / 64
COMED	26.461	25.612	26.036	24.732	24.468	24.349	24.995	25.622	28.271	30.21	32.098	49.015	74.066	57.969	43.809	49.149	56.697	49.226	41.772	35.525	48.722	40.879	28.988	30.155	37 / 43
DOM	29.146	27.119	26.818	26.326	25.891	26.232	26.849	27.578	34.37	44.24	53.898	62.177	77.811	66.059	58.375	62.993	76.185	96.201	57.374	42.99	57.935	43.315	30.944	33.834	46 / 56
NEW JERSEY HUB	29.26	27.56	27.50	26.68	26.40	26.66	27.36	28.07	35.11	45.94	56.74	67.26	82.38	73.39	73.75	76.58	99.53	113.99	62.35	46.22	61.03	46.19	33.26	36.10	51 / 63
Percent Forecast	-0.80	-1.08	-0.99	-1.12	-0.96	-1.13	0.00	-1.30	-1.46	-1.66	-2.15	-1.97	-1.93	-1.78	-1.84	-2.29	-2.47	-2.50	-2.93	-3.15	-1.30	-2.53	-2.59	-1.71	
RTLoad	82.185	77.318	73.988	71.869	71.56	73.971	78.937	85.132	93.041	100.77	108.45	114.92	119.83	123.82	126.26	127.1	127.36	126.16	122.83	118.5	116.78	112.72	104.45	95.421	



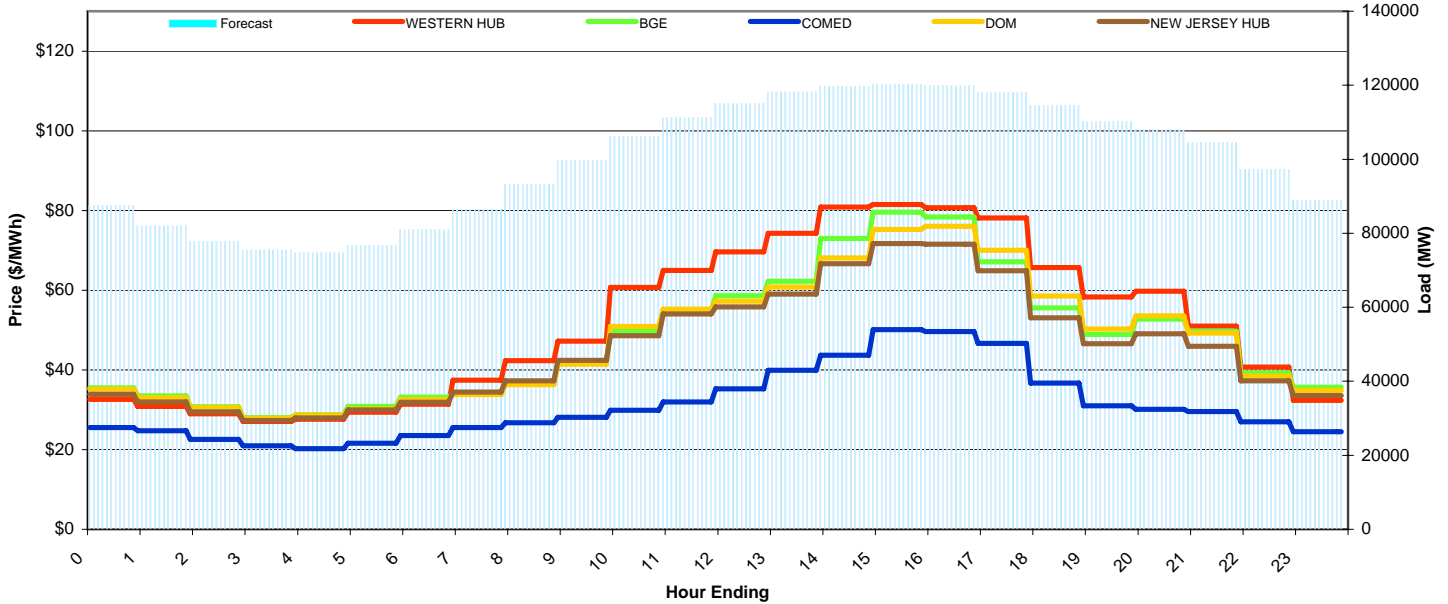
PJM Daily Report

Tuesday August 11, 2009

Price Color Codes: ≤0 ≥100 ≥200

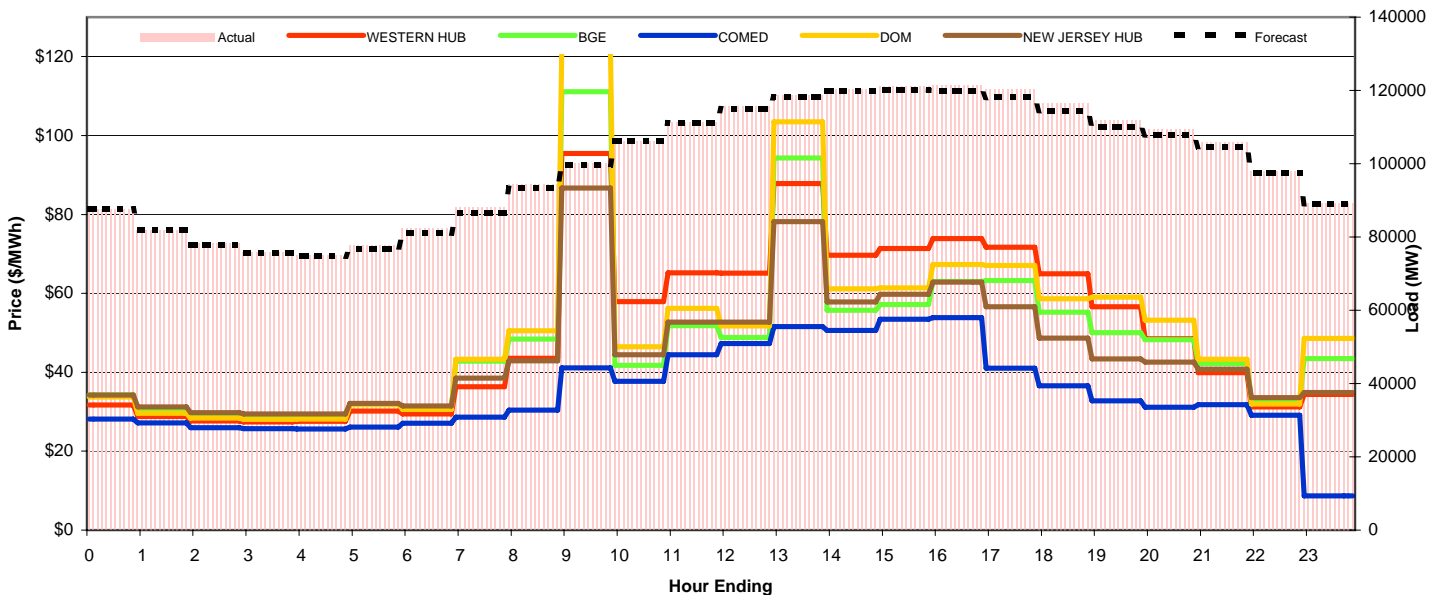
Day-Ahead Prices and Forecast Load

	HE1	HE2	HE3	HE4	HE5	HE6	HE7	HE8	HE9	HE10	HE11	HE12	HE13	HE14	HE15	HE16	HE17	HE18	HE19	HE20	HE21	HE22	HE23	HE24	avg all/peak
WESTERN HUB	32.62	30.83	29.00	27.08	27.63	29.40	31.42	37.43	42.33	47.24	60.70	64.94	69.61	74.25	80.86	81.52	80.68	78.16	65.67	58.29	59.70	50.97	40.71	32.38	51 / 62
BGE	35.516	33.458	30.75	27.992	28.726	30.802	33.134	34.097	36.486	41.878	49.587	55.002	58.593	62.218	72.962	79.535	78.372	67.16	55.531	48.902	52.794	49.721	39.274	35.671	47 / 55
COMED	25.508	24.739	22.582	20.97	20.231	21.621	23.528	25.508	26.736	28.072	29.91	31.996	35.271	39.904	43.711	50.135	49.657	46.65	36.722	31.002	30.094	29.549	26.959	24.526	31 / 35
DOM	35.181	32.997	30.525	27.84	28.65	30.154	32.521	33.827	36.334	41.433	50.882	55.267	57.254	60.779	68.122	75.204	76.006	70.048	58.547	50.231	53.527	49.23	38.494	34.849	47 / 55
NEW JERSEY HUB	33.90	31.98	29.50	27.31	27.91	29.95	31.87	34.46	37.27	42.37	48.55	54.07	55.84	59.04	66.62	71.72	71.54	64.84	53.10	46.54	49.05	45.90	37.22	33.56	45 / 52
DA Forecast	87.6	82.0	77.9	75.5	74.8	76.8	81.0	86.4	93.2	99.7	106.2	111.2	115.0	118.2	119.7	120.2	119.9	118.1	114.4	110.2	107.9	104.6	97.4	89.0	99 / 109



Preliminary Real-Time Prices with Forecasted and Actual System Load

	HE1	HE2	HE3	HE4	HE5	HE6	HE7	HE8	HE9	HE10	HE11	HE12	HE13	HE14	HE15	HE16	HE17	HE18	HE19	HE20	HE21	HE22	HE23	HE24	avg all/peak
WESTERN HUB	31.72	28.83	27.63	27.45	27.59	30.15	29.45	36.29	43.58	95.49	57.89	65.17	65.16	87.83	69.66	71.34	73.91	71.70	64.93	56.62	48.51	39.93	31.21	34.40	51 / 61
BGE	34.315	30.339	29.077	28.808	28.902	32.062	31.175	42.783	48.425	111.09	41.793	51.8	48.822	94.299	55.683	57.205	63.045	63.25	55.204	50.01	48.279	42.216	33.065	43.445	49 / 57
COMED	28.148	27.206	25.974	25.683	25.641	26.12	27.069	28.64	30.433	41.095	37.705	44.443	47.28	51.607	50.6	53.426	53.858	41.06	36.538	32.753	31.165	31.827	29.143	8.6635	35 / 40
DOM	33.721	29.586	28.353	28.037	28.121	31.811	30.541	43.267	50.558	122.29	46.475	56.183	51.763	103.51	61.15	61.399	67.335	67.086	58.597	59.068	53.22	43.338	31.93	48.568	51 / 61
NEW JERSEY HUB	34.20	31.20	29.80	29.45	29.47	32.09	31.46	38.53	42.90	86.72	44.43	52.71	52.74	78.18	57.85	59.79	62.88	56.61	48.65	43.36	42.56	40.79	33.59	34.89	46 / 53
Percent Forecast	-0.11	-0.07	0.37	0.25	0.51	1.28	1.74	1.79	1.03	0.32	-0.06	0.09	0.42	0.34	0.45	0.71	1.17	1.86	1.84	1.52	1.35	1.21	0.44	0.25	
RTLLoad	87.534	81.91	78.218	75.714	75.139	77.763	82.383	88.018	94.219	100.02	106.12	111.3	115.52	118.58	120.26	121.03	121.3	120.34	116.6	111.85	109.36	105.88	97.831	89.246	



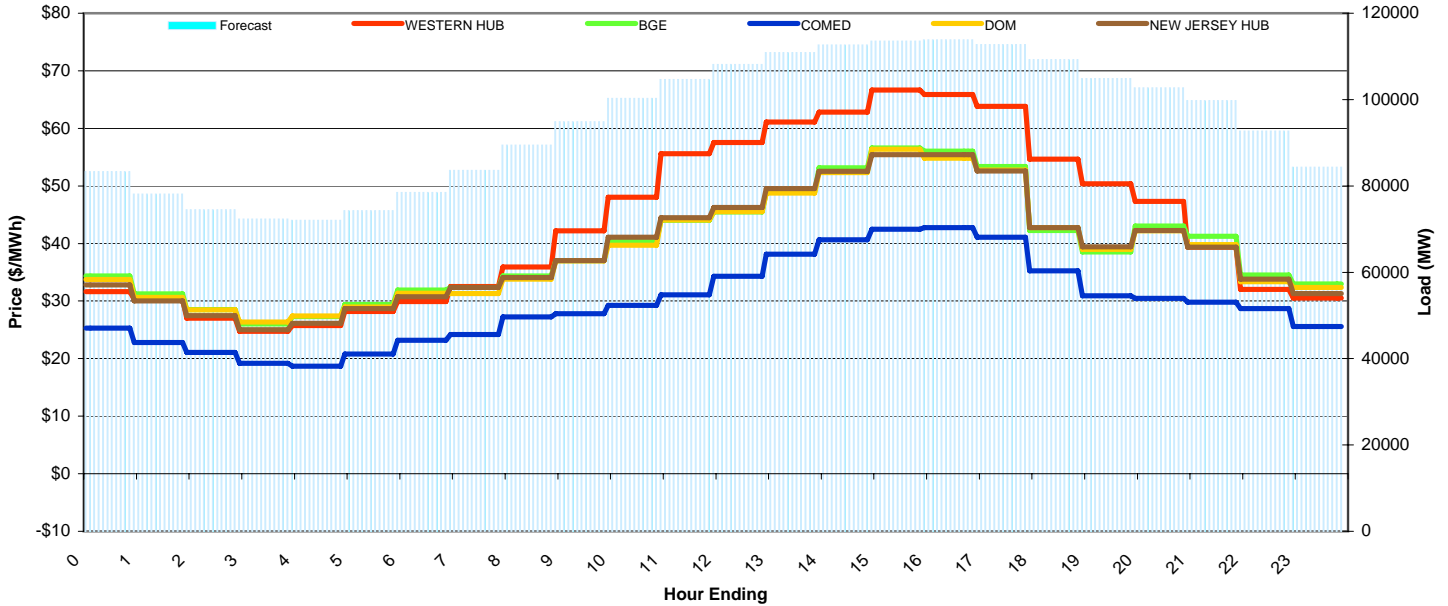
PJM Daily Report

Wednesday August 12, 2009

Price Color Codes: ≤0 >=100 >=200

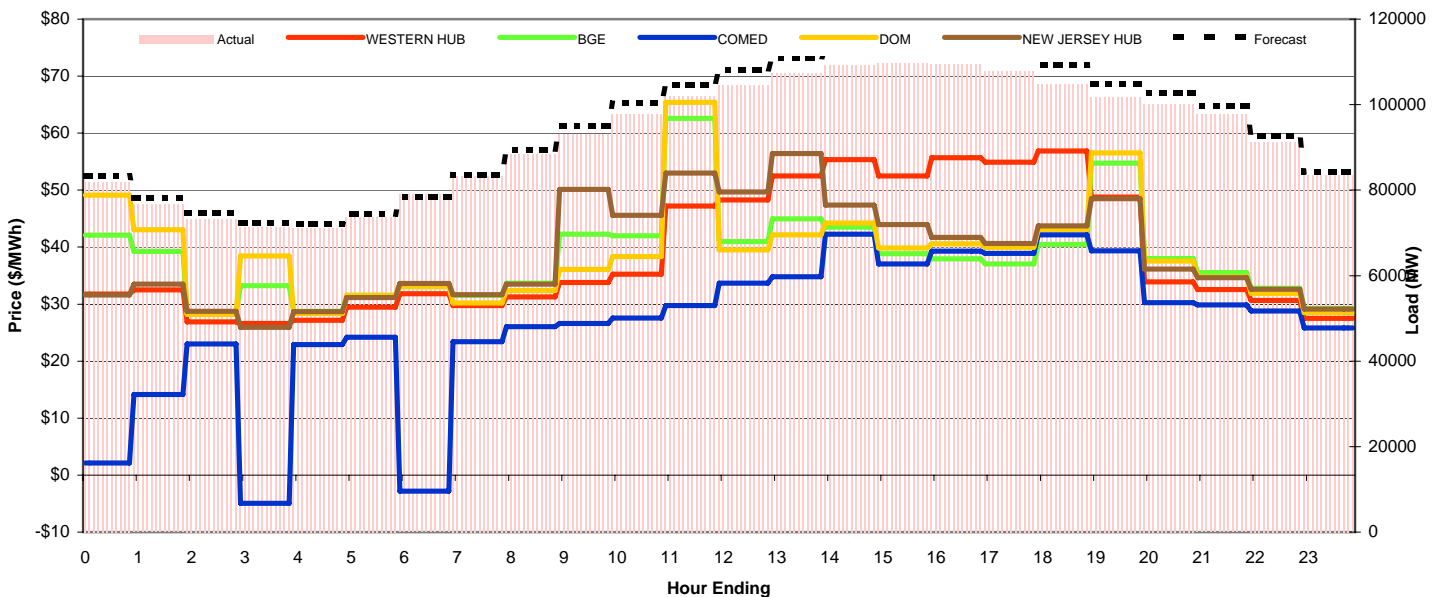
Day-Ahead Prices and Forecast Load

	HE1	HE2	HE3	HE4	HE5	HE6	HE7	HE8	HE9	HE10	HE11	HE12	HE13	HE14	HE15	HE16	HE17	HE18	HE19	HE20	HE21	HE22	HE23	HE24	avg all/peak
WESTERN HUB	31.61	30.29	27.03	24.76	25.76	28.18	29.93	32.50	35.94	42.20	48.06	55.61	57.52	61.08	62.81	66.63	65.87	63.80	54.67	50.35	47.33	39.36	32.00	30.50	43 / 51
BGE	34.358	31.23	28.539	26.009	27.293	29.432	31.917	32.385	34.344	37.049	40.297	44.016	45.454	48.88	53.163	56.602	56.033	53.356	42.229	38.554	43.057	41.25	34.51	32.964	39 / 44
COMED	25.295	22.82	21.074	19.211	18.664	20.785	23.186	24.195	27.243	27.819	29.226	31.091	34.322	38.166	40.667	42.458	42.749	41.096	35.275	30.926	30.447	29.785	28.704	25.551	30 / 33
DOM	33.773	30.662	28.471	26.381	27.417	28.975	31.351	31.326	33.785	36.954	39.714	44.108	45.525	48.771	52.332	56.354	54.845	52.784	42.75	38.976	42.186	39.805	33.386	32.375	39 / 43
NEW JERSEY HUB	32.81	30.00	27.46	25.05	26.12	28.68	30.77	32.39	34.08	37.01	41.07	44.50	46.23	49.54	52.53	55.41	55.41	52.59	42.77	39.44	42.27	39.36	33.80	31.33	39 / 44
DA Forecast	83.3	78.1	74.5	72.3	72.1	74.3	78.5	83.6	89.5	94.9	100.3	104.6	108.1	110.9	112.6	113.5	113.9	112.7	109.2	104.9	102.7	99.8	92.7	84.3	95 / 103



Preliminary Real-Time Prices with Forecasted and Actual System Load

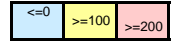
	HE1	HE2	HE3	HE4	HE5	HE6	HE7	HE8	HE9	HE10	HE11	HE12	HE13	HE14	HE15	HE16	HE17	HE18	HE19	HE20	HE21	HE22	HE23	HE24	avg all/peak
WESTERN HUB	31.78	32.53	26.87	26.62	27.15	29.48	31.83	29.74	31.28	33.78	35.25	47.19	48.26	52.52	55.35	52.50	55.70	54.91	56.89	48.78	33.90	32.53	30.64	27.53	39 / 44
BGE	42.088	39.225	28.569	33.252	28.749	31.549	33.635	31.569	33.668	42.27	41.981	62.6	40.991	44.95	43.529	38.842	37.971	37.051	40.449	54.752	37.985	35.514	32.795	29.256	38 / 41
COMED	2.1053	14.126	23.012	-4.945	22.899	24.203	-2.801	23.431	26.04	26.599	27.588	29.777	33.691	34.803	42.293	37.06	39.294	38.907	42.172	39.355	30.278	29.875	28.803	25.841	26 / 33
DOM	49.126	43.064	28.163	38.453	28.358	31.525	33.04	30.211	32.363	36.091	38.322	65.374	39.503	42.184	44.245	39.874	40.576	39.968	43.115	56.558	37.534	34.767	31.879	28.488	39 / 41
NEW JERSEY HUB	31.61	33.49	28.74	25.94	28.67	31.15	33.61	31.69	33.53	50.13	45.57	53.00	49.67	56.41	47.36	43.97	41.72	40.64	43.71	48.52	36.17	34.62	32.61	29.16	39 / 43
Percent Forecast	-1.86	-1.92	-1.68	-1.26	-1.33	-0.65	0.62	-0.36	-1.08	-1.95	-2.55	-2.46	-3.35	-3.30	-3.11	-3.48	-4.04	-4.44	-4.24	-3.06	-2.55	-2.10	-1.74	-0.98	
RTLload	81.805	76.625	73.294	71.423	71.127	73.821	78.948	83.328	88.496	93.077	97.806	102.14	104.63	107.33	109.25	109.72	109.43	107.94	104.8	101.76	100.19	97.702	91.159	83.494	



PJM Daily Report

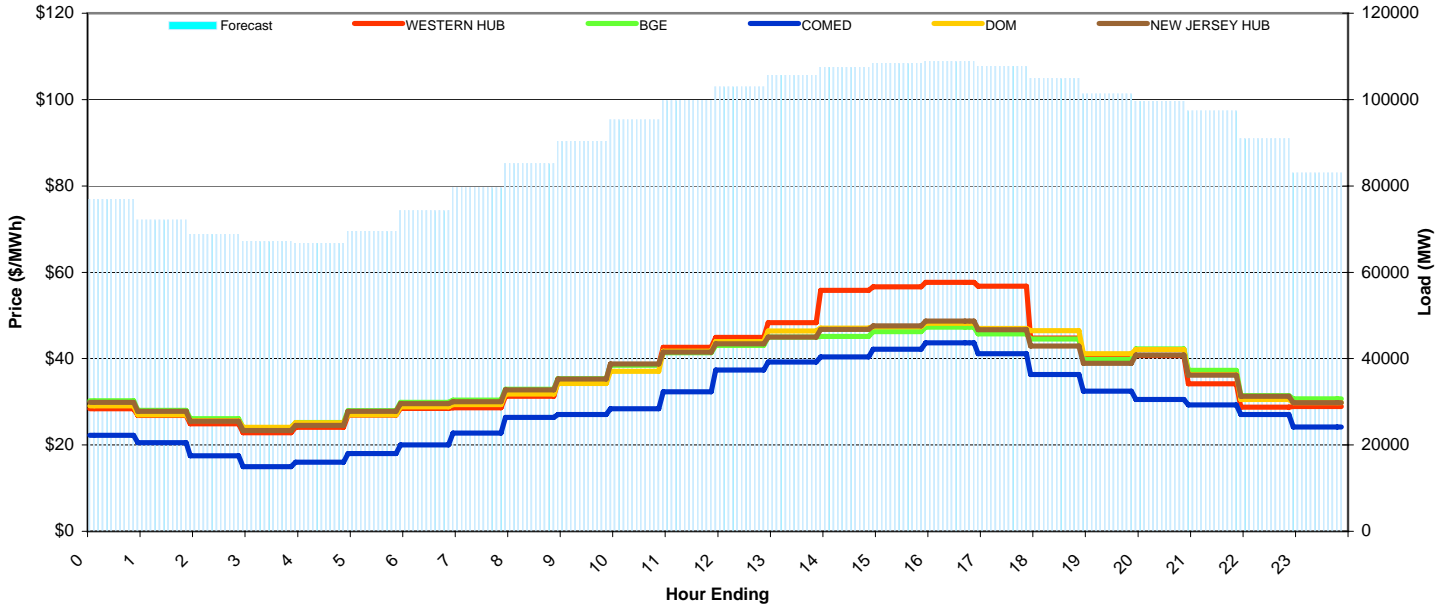
Thursday August 13, 2009

Price Color Codes:



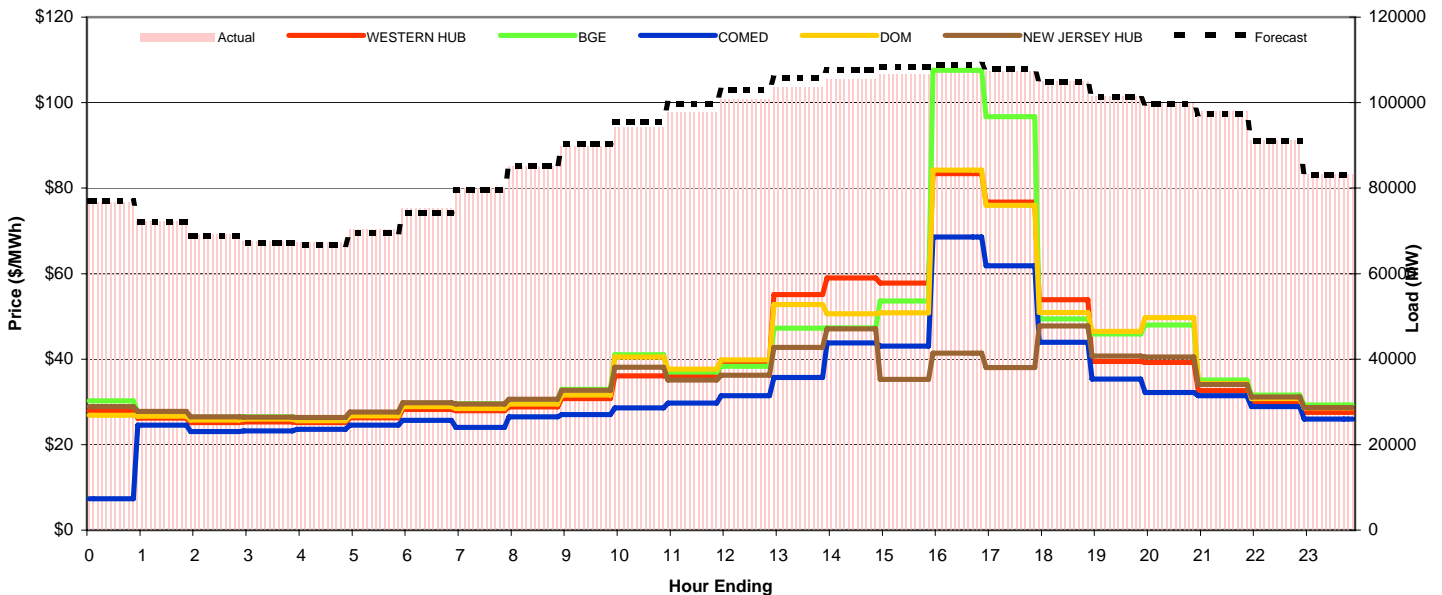
Day-Ahead Prices and Forecast Load

	HE1	HE2	HE3	HE4	HE5	HE6	HE7	HE8	HE9	HE10	HE11	HE12	HE13	HE14	HE15	HE16	HE17	HE18	HE19	HE20	HE21	HE22	HE23	HE24	avg all/peak
WESTERN HUB	28.40	26.86	24.93	22.82	24.07	26.87	28.47	28.64	31.28	34.77	38.64	42.63	44.93	48.31	55.81	56.64	57.69	56.76	44.77	40.00	40.67	34.19	28.75	28.91	37 / 43
BGE	30.242	28.004	26.091	24.037	25.206	27.934	29.862	30.394	32.94	35.336	38.446	41.355	43.055	44.958	45.166	46.219	47.325	45.706	44.539	39.797	42.266	37.257	31.449	30.649	36 / 40
COMED	22.245	20.54	17.477	14.973	15.973	17.992	20.013	22.726	26.36	27.063	28.383	32.292	37.363	39.213	40.382	42.155	43.678	41.157	36.292	32.43	30.562	29.292	27.077	24.175	29 / 34
DOM	29.053	26.977	25.612	24.121	25.092	26.992	28.844	29.325	31.824	34.278	37.074	41.735	43.976	46.371	47.068	47.355	48.169	47	46.46	41.121	42.086	36.327	30.517	29.765	36 / 41
NEW JERSEY HUB	29.89	27.83	25.52	23.32	24.54	27.76	29.55	30.04	32.74	35.27	38.77	41.48	43.45	44.97	46.74	47.60	48.68	46.72	42.88	38.89	40.82	36.19	31.31	29.82	36 / 40
DA Forecast	76.9	72.1	68.8	67.1	66.8	69.6	74.2	79.6	85.2	90.4	95.3	99.8	103.0	105.7	107.6	108.4	108.8	107.8	104.9	101.3	99.6	97.4	91.0	83.0	90 / 99



Preliminary Real-Time Prices with Forecasted and Actual System Load

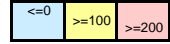
	HE1	HE2	HE3	HE4	HE5	HE6	HE7	HE8	HE9	HE10	HE11	HE12	HE13	HE14	HE15	HE16	HE17	HE18	HE19	HE20	HE21	HE22	HE23	HE24	avg all/peak
WESTERN HUB	27.94	26.21	25.16	25.27	25.13	26.26	28.25	27.92	28.83	30.79	36.09	35.92	39.37	55.07	58.98	57.77	83.37	76.72	53.89	39.45	39.21	32.66	29.74	27.59	39 / 45
BGE	30.241	27.494	26.393	26.475	26.211	27.451	29.742	29.56	30.548	32.96	41.051	36.981	38.334	47.255	47.286	53.574	107.6	96.701	49.39	45.863	48.013	35.095	31.615	29.249	41 / 48
COMED	7.36	24.568	23.063	23.24	23.57	24.553	25.653	24.041	26.506	27.002	28.625	29.746	31.435	35.706	43.808	43.038	68.585	61.835	43.908	35.343	32.153	31.465	28.87	25.971	32 / 37
DOM	26.88	26.686	25.721	25.967	25.587	26.761	28.875	28.432	29.47	31.594	40.495	37.625	39.797	52.774	50.575	50.854	84.24	76.006	50.885	46.479	49.687	34.271	30.736	28.617	40 / 46
NEW JERSEY HUB	28.90	27.78	26.52	26.45	26.35	27.62	29.79	29.48	30.61	32.75	38.14	35.09	36.23	42.77	47.07	35.24	41.37	38.00	47.75	40.72	40.46	34.05	31.15	28.69	34 / 38
Percent Forecast	-0.20	0.11	0.49	0.46	0.85	1.00	1.39	0.40	-0.12	-0.72	-1.19	-2.05	-2.21	-2.09	-2.01	-1.62	-1.28	-0.40	0.10	0.08	0.32	0.53	0.23	0.39	
RTLload	76.722	72.184	69.186	67.428	67.357	70.262	75.281	79.934	85.062	89.717	94.222	97.777	100.75	103.56	105.47	106.64	107.46	107.36	105.01	101.39	99.947	97.913	91.187	83.32	



PJM Daily Report

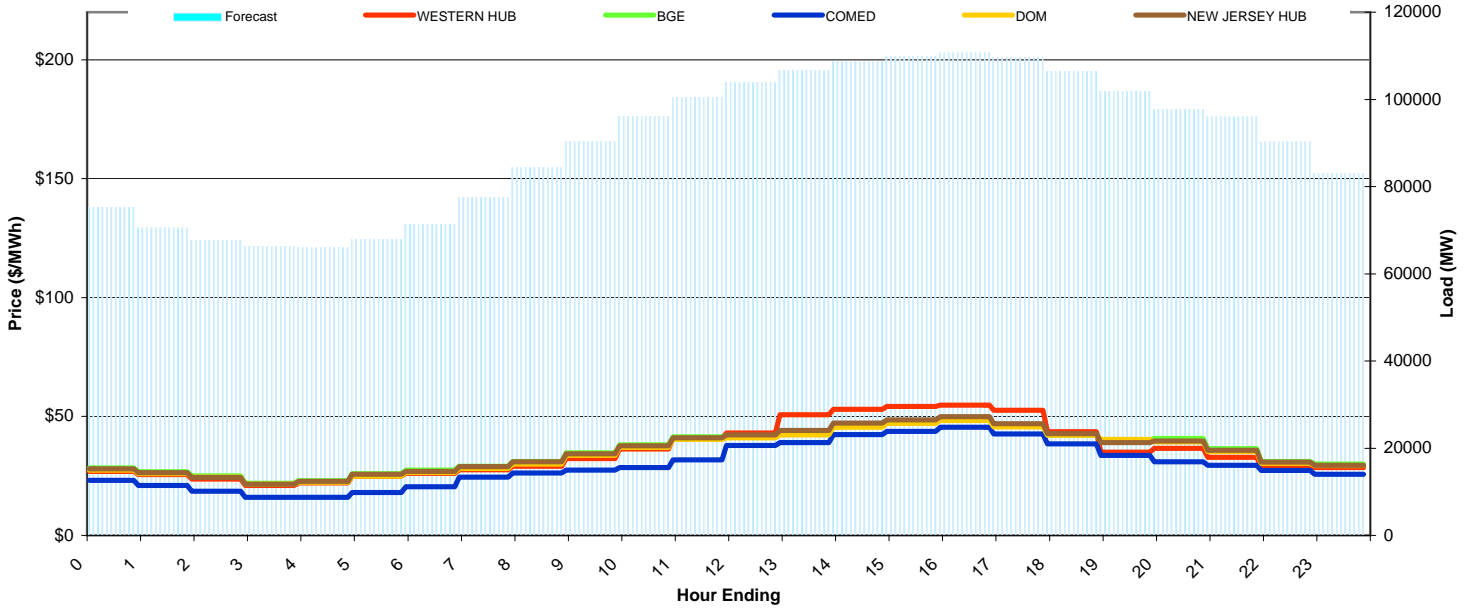
Friday August 14, 2009

Price Color Codes:



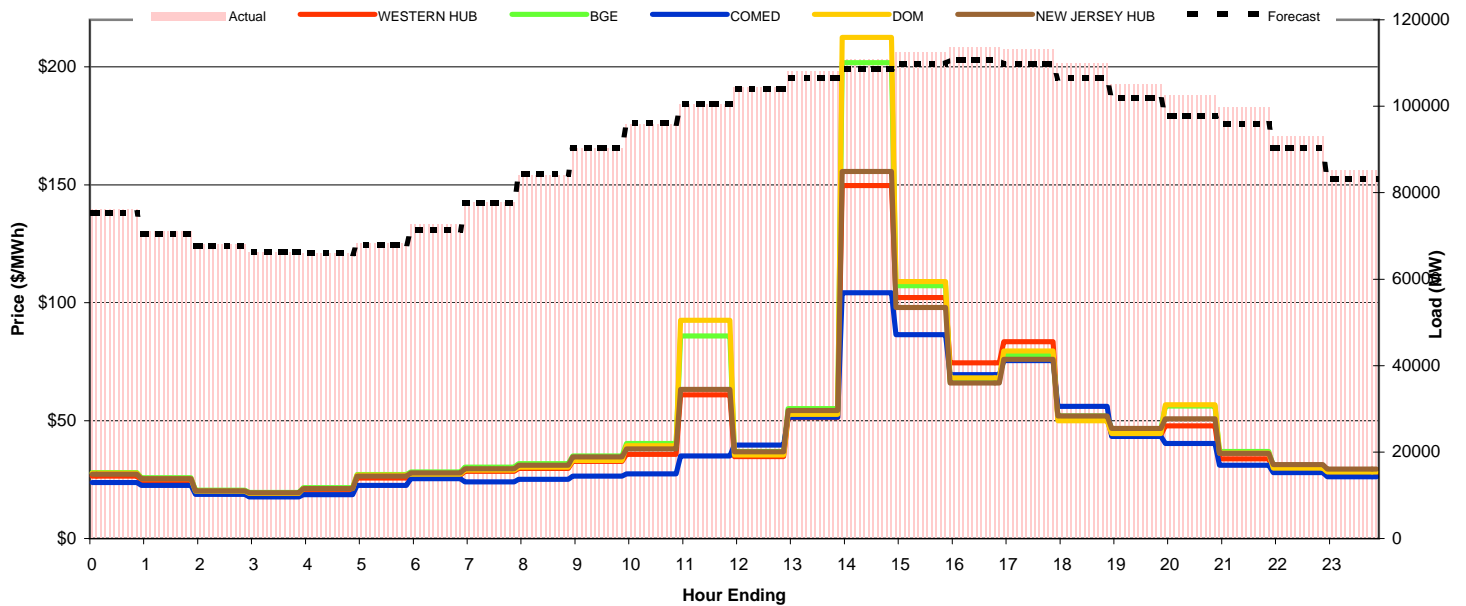
Day-Ahead Prices and Forecast Load

	HE1	HE2	HE3	HE4	HE5	HE6	HE7	HE8	HE9	HE10	HE11	HE12	HE13	HE14	HE15	HE16	HE17	HE18	HE19	HE20	HE21	HE22	HE23	HE24	avg all/peak
WESTERN HUB	26.86	25.52	23.72	20.96	22.04	24.90	26.17	27.53	29.09	32.27	36.31	40.77	43.06	50.73	53.02	54.28	54.81	52.58	43.59	35.00	36.64	32.88	28.81	28.51	35 / 41
BGE	28.451	26.785	24.973	21.955	23.007	25.924	27.462	29.105	31.046	34.733	38.14	41.4211	42.013	42.746	45.994	48	49.221	45.973	42.104	40.125	40.746	36.44	31.037	30.067	35 / 40
COMED	23.209	21.046	18.558	15.985	16.057	18.085	20.47	24.507	26.204	27.404	28.561	31.7253	37.835	39.025	42.405	43.778	45.425	42.662	38.423	33.67	31.01	29.459	27.348	25.643	30 / 34
DOM	27.503	25.943	24.526	21.535	22.278	24.925	26.518	28.148	29.989	33.7	36.94	40.3543	41.068	42.279	45.517	47.038	48.281	45.635	42.154	40.345	39.339	35.202	30.214	29.274	35 / 39
NEW JERSEY HUB	27.93	26.32	24.40	21.57	22.76	25.68	26.98	28.97	30.95	34.34	37.67	41.10	42.25	44.20	47.19	48.63	49.93	47.03	42.86	39.07	39.71	35.86	30.85	29.50	35 / 40
DA Forecast	75.3	70.5	67.6	66.2	66.0	68.0	71.4	77.5	84.3	90.3	96.0	100.5	103.9	106.6	108.6	109.9	110.7	109.7	106.5	101.9	97.7	96.0	90.3	83.0	90 / 99



Preliminary Real-Time Prices with Forecasted and Actual System Load

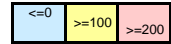
	HE1	HE2	HE3	HE4	HE5	HE6	HE7	HE8	HE9	HE10	HE11	HE12	HE13	HE14	HE15	HE16	HE17	HE18	HE19	HE20	HE21	HE22	HE23	HE24	avg all/peak
WESTERN HUB	26.42	24.55	19.68	18.77	20.52	25.70	26.86	28.55	29.76	32.73	35.76	60.92	34.71	51.26	149.64	102.22	74.48	63.52	50.87	43.85	47.82	33.74	29.32	27.63	45 / 56
BGE	28.017	26.843	20.553	19.559	21.532	27.176	28.213	30.236	31.696	34.95	40.376	85.9399	36.977	55.152	201.75	107.27	66.749	77.87	52.025	46.414	56.155	36.94	30.875	29.096	50 / 62
COMED	23.816	22.559	18.665	17.604	18.583	22.47	25.443	24.089	25.072	26.485	27.454	34.9768	39.691	51.498	104.21	86.453	69.526	75.423	55.995	43.234	40.294	31.031	28.007	26.151	39 / 48
DOM	27.659	25.438	20.115	19.117	21.2	26.844	27.307	29.04	30.329	33.066	39.315	92.5352	35.382	52.705	212.5	109.02	68.144	79.508	50.009	44.542	56.694	36.207	29.809	28.164	50 / 62
NEW JERSEY HUB	27.33	25.32	20.28	19.37	21.16	26.51	27.77	29.59	31.11	34.67	37.98	63.29	36.79	54.34	155.71	97.96	65.91	76.02	52.02	46.64	50.82	36.13	31.37	29.39	46 / 56
Percent Forecast	1.16	0.90	0.68	0.01	0.05	0.59	1.96	0.51	-0.25	-0.14	-0.28	-0.08	1.42	1.99	2.39	2.61	3.16	3.19	3.11	4.82	3.93	3.07	2.71		
RTLLoad	76.163	71.184	68.109	66.252	65.984	68.384	72.805	77.936	84.108	90.224	95.777	100.46	104.39	108.15	110.85	112.57	113.65	113.27	110	105.14	102.6	99.898	93.153	85.356	



PJM Daily Report

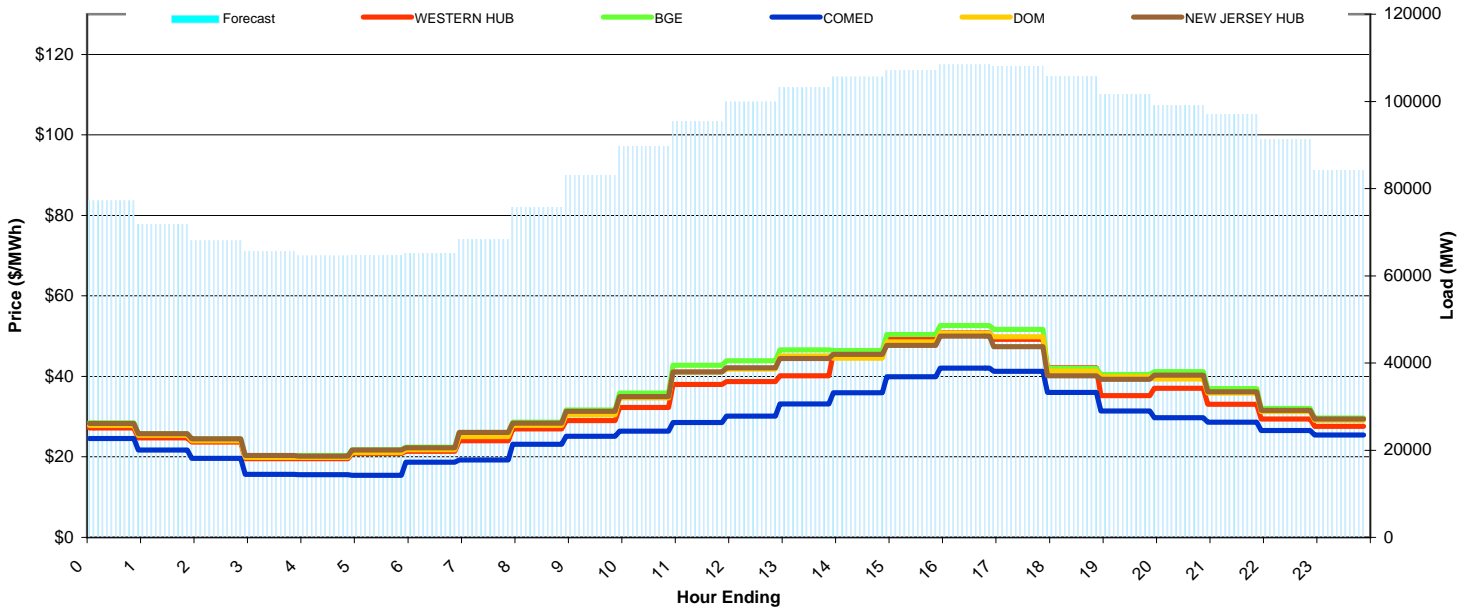
Saturday August 15, 2009

Price Color Codes:



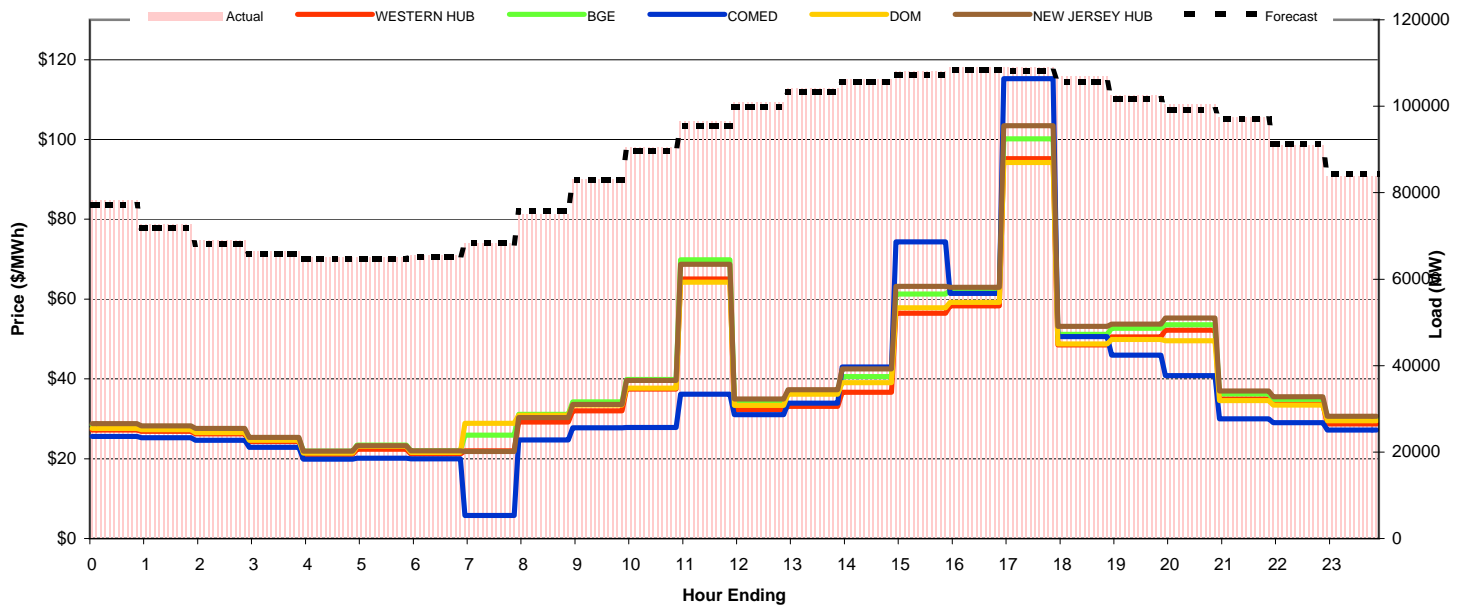
Day-Ahead Prices and Forecast Load

	HE1	HE2	HE3	HE4	HE5	HE6	HE7	HE8	HE9	HE10	HE11	HE12	HE13	HE14	HE15	HE16	HE17	HE18	HE19	HE20	HE21	HE22	HE23	HE24	avg all/peak
WESTERN HUB	27.15	24.70	23.67	19.58	19.56	20.80	21.40	24.03	26.92	29.03	32.28	38.03	38.69	40.18	45.91	49.30	50.78	49.20	42.14	35.23	37.07	33.11	29.44	27.56	33 / 38
BGE	28.449	25.757	24.501	20.258	20.338	21.774	22.401	26.087	28.635	31.606	35.883	42.8116	43.895	46.583	46.471	50.426	52.609	51.698	41.998	40.459	41.221	36.937	32.028	29.688	35 / 41
COMED	24.546	21.699	19.654	15.676	15.602	15.388	18.692	19.269	23.112	25.124	26.426	28.527	30.115	33.149	35.93	39.899	42.1	41.304	36.041	31.414	29.726	28.593	26.571	25.408	27 / 31
DOM	27.801	25.367	23.996	19.858	19.863	21.041	21.793	25.011	27.832	30.48	34.654	41.0795	41.83	45.055	44.565	48.56	50.733	49.888	41.314	39.889	39.349	35.865	31.269	29.067	34 / 39
NEW JERSEY HUB	28.27	25.73	24.46	20.34	20.22	21.71	22.24	26.06	28.37	31.31	35.02	41.13	42.13	44.45	45.52	47.69	50.04	47.36	40.19	39.24	40.31	36.19	31.59	29.43	34 / 39
DA Forecast	77.2	71.9	68.0	65.7	64.6	64.7	65.1	68.3	75.6	83.0	89.7	95.5	99.9	103.2	105.6	107.2	108.4	108.1	105.7	101.7	99.1	97.0	91.3	84.2	88 / 96



Preliminary Real-Time Prices with Forecasted and Actual System Load

	HE1	HE2	HE3	HE4	HE5	HE6	HE7	HE8	HE9	HE10	HE11	HE12	HE13	HE14	HE15	HE16	HE17	HE18	HE19	HE20	HE21	HE22	HE23	HE24	avg all/peak
WESTERN HUB	27.19	26.87	26.25	24.27	21.09	22.35	21.14	22.00	29.23	31.99	37.41	65.01	32.29	33.11	36.84	56.44	58.31	95.16	48.55	50.54	52.25	34.96	33.71	28.70	38 / 45
BGE	28.496	28.052	27.302	25.198	21.898	23.423	21.997	25.923	31.139	34.206	39.884	69.8273	34.479	36.948	40.616	61.301	62.183	100.2	51.136	52.697	53.537	36.254	34.919	30.258	40 / 48
COMED	25.598	25.236	24.599	22.832	19.862	20.142	19.94	5.8125	24.731	27.728	27.83	36.1338	30.997	33.944	42.946	74.378	61.453	115.24	50.608	45.933	40.849	29.988	29.012	27.213	36 / 42
DOM	27.62	27.248	26.575	24.585	21.441	23.133	21.544	28.837	30.91	33.474	37.68	64.2293	33.339	36.14	39.02	57.855	59.22	94.235	48.722	49.871	49.59	34.539	33.404	29.54	39 / 46
NEW JERSEY HUB	28.75	28.25	27.57	25.38	21.92	23.22	21.94	21.84	30.31	33.62	39.59	68.71	34.98	37.28	42.52	63.23	62.95	103.45	53.14	53.70	55.25	36.96	35.50	30.63	41 / 48
Percent Forecast	1.32	1.29	1.60	1.24	1.07	0.57	0.80	0.03	-0.78	0.06	0.97	1.20	1.04	0.93	0.68	0.95	0.76	0.97	1.14	0.90	1.42	0.53	-0.12	-0.36	
RTLoad	78.23	72.807	69.143	66.546	65.25	65.077	65.668	68.338	75.063	83.034	90.554	96.6328	100.92	104.15	106.36	108.2	109.23	109.2	106.9	102.58	100.52	97.545	91.148	83.935	



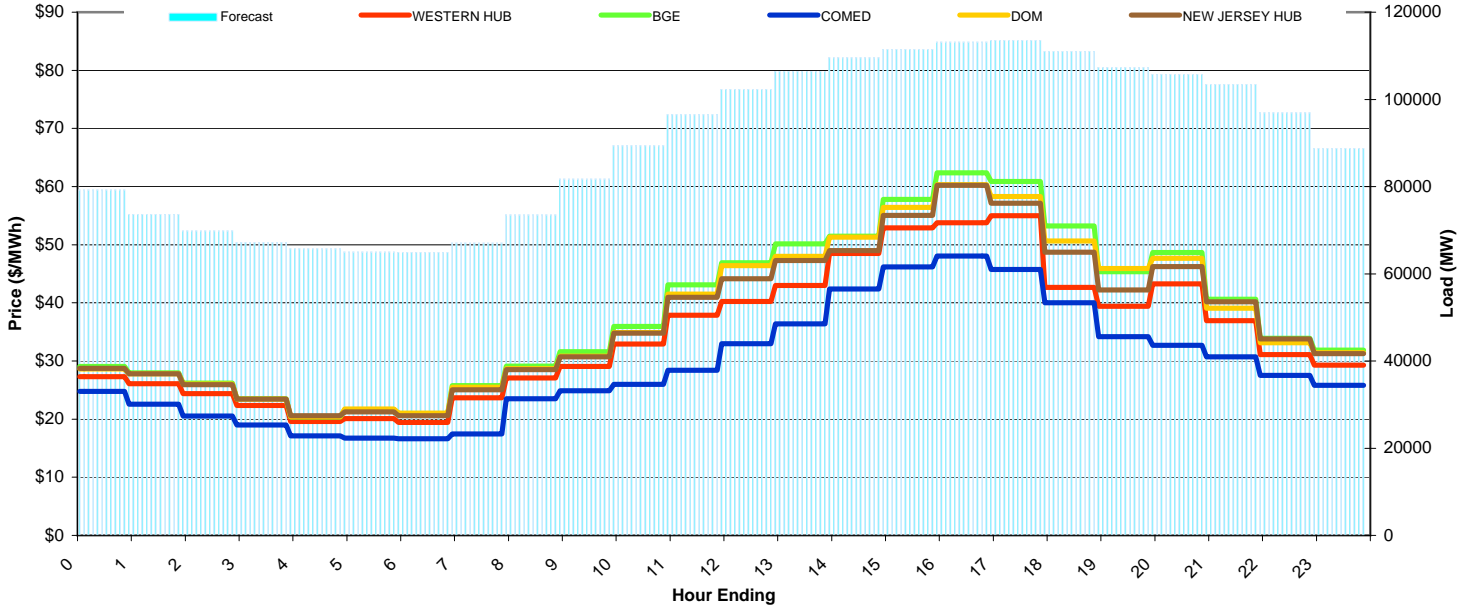
PJM Daily Report

Sunday August 16, 2009

Price Color Codes: ≤0 ≥100 ≥200

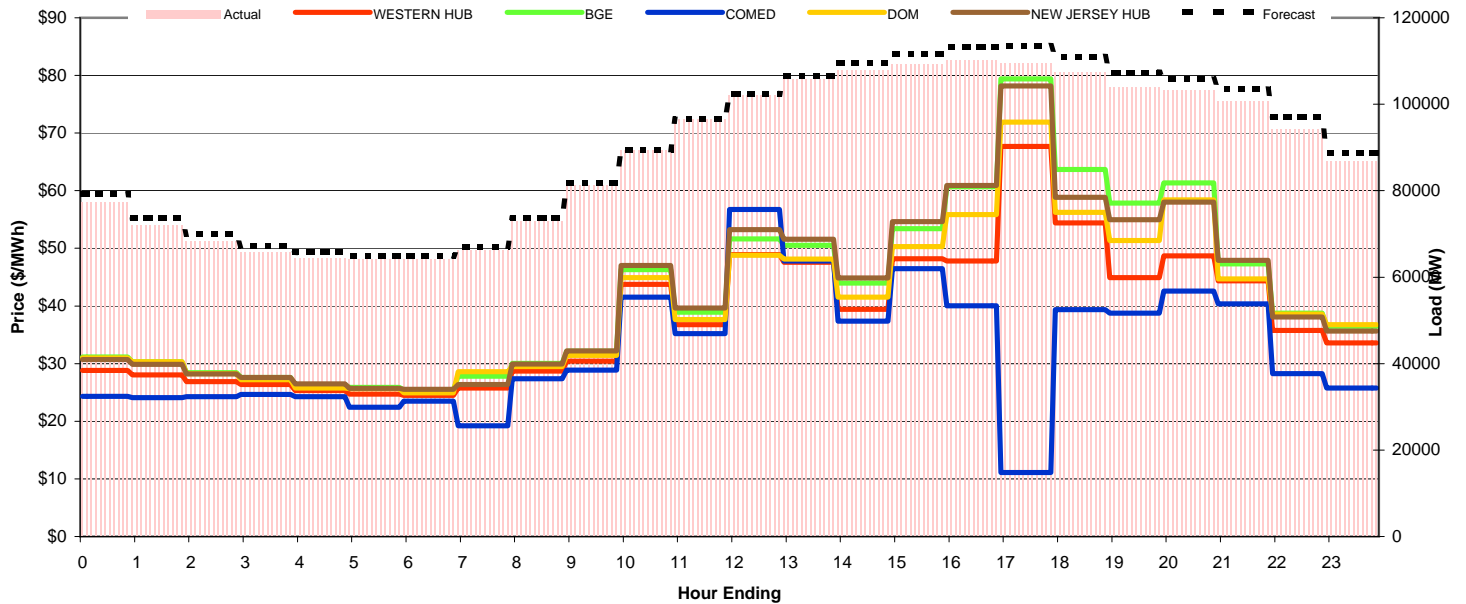
Day-Ahead Prices and Forecast Load

	HE1	HE2	HE3	HE4	HE5	HE6	HE7	HE8	HE9	HE10	HE11	HE12	HE13	HE14	HE15	HE16	HE17	HE18	HE19	HE20	HE21	HE22	HE23	HE24	avg all/peak
WESTERN HUB	27.32	26.11	24.40	22.37	19.60	20.10	19.44	23.67	27.07	29.06	32.91	37.87	40.26	43.01	48.48	52.90	53.79	55.00	42.64	39.43	43.27	36.92	31.10	29.26	34 / 40
BGE	29.085	27.941	26.201	23.49	20.391	21.626	20.983	25.745	29.1	31.584	35.934	43.1086	46.926	50.168	51.487	57.806	62.357	60.906	53.245	45.368	48.664	40.622	33.913	31.868	38 / 45
COMED	24.755	22.552	20.544	18.969	17.099	16.709	16.614	17.477	23.509	24.882	25.965	28.3822	32.983	36.402	42.36	46.203	48.05	45.759	39.996	34.166	32.684	30.696	27.514	25.831	29 / 34
DOM	28.619	27.808	26.064	23.446	20.414	21.731	21.031	25.464	28.703	30.846	34.896	41.5218	46.387	48.015	51.308	56.447	60.312	58.293	50.629	45.895	47.669	39.102	33.137	31.429	37 / 44
NEW JERSEY HUB	28.72	27.80	25.91	23.46	20.60	21.23	20.59	25.07	28.52	30.72	34.80	40.93	44.12	47.28	48.98	55.02	60.22	57.16	48.69	42.24	46.26	40.16	33.82	31.29	37 / 43
DA Forecast	79.2	73.6	69.9	67.2	65.7	65.0	64.9	67.1	73.6	81.7	89.4	96.5	102.3	106.5	109.5	111.6	113.2	113.6	111.1	107.3	105.8	103.5	97.0	88.7	90 / 99



Preliminary Real-Time Prices with Forecasted and Actual System Load

	HE1	HE2	HE3	HE4	HE5	HE6	HE7	HE8	HE9	HE10	HE11	HE12	HE13	HE14	HE15	HE16	HE17	HE18	HE19	HE20	HE21	HE22	HE23	HE24	avg all/peak
WESTERN HUB	28.83	28.06	26.86	26.37	25.30	24.70	24.48	25.76	28.73	30.45	43.77	36.77	48.90	47.59	39.44	48.21	47.79	67.68	54.42	44.93	48.69	44.39	35.74	33.58	38 / 43
BGE	31.154	30.298	28.454	27.578	26.306	25.894	25.413	27.817	30.053	32.171	46.31	38.9417	51.65	50.536	43.976	53.436	60.673	79.407	63.704	57.877	61.362	47.319	38.758	36.455	42 / 49
COMED	24.298	24.119	24.238	24.673	24.237	22.432	23.459	19.186	27.382	28.891	41.556	35.2122	56.735	47.781	37.355	46.459	40.041	11.101	39.351	38.777	42.558	40.373	28.277	25.744	32 / 36
DOM	31.002	30.334	28.245	27.2	25.779	25.668	24.946	28.571	29.482	31.416	44.902	37.6506	48.812	48.161	41.548	50.305	55.877	71.897	56.219	51.331	58.407	44.675	38.572	36.734	40 / 46
NEW JERSEY HUB	30.70	29.90	28.19	27.62	26.47	25.73	25.51	26.39	29.95	32.18	47.00	39.67	53.23	51.57	44.89	54.62	60.90	78.16	58.85	54.94	58.03	47.93	38.08	35.64	42 / 49
Percent Forecast	-2.41	-2.08	-2.31	-1.97	-2.08	-1.37	-1.22	-1.16	-0.89	-0.56	0.07	0.09	-0.24	-0.67	-1.50	-1.97	-2.75	-3.64	-3.29	-3.15	-2.31	-2.68	-2.93	-2.26	
RTLLoad	77.38	72.126	68.283	65.89	64.403	64.141	64.074	66.292	72.915	81.27	89.483	96.586	102.08	105.81	107.93	109.4	110.15	109.58	107.52	104.04	103.37	100.76	94.217	86.789	



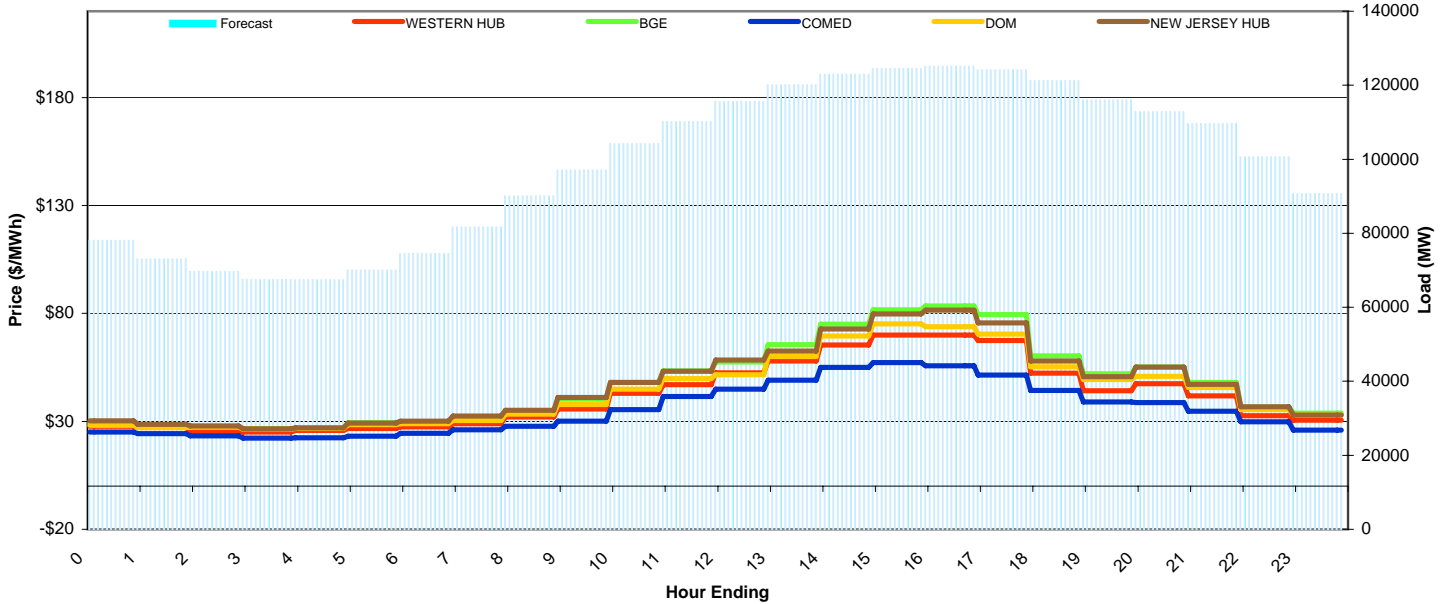
PJM Daily Report

Monday August 17, 2009

Price Color Codes: ≤0 ≥100 ≥200

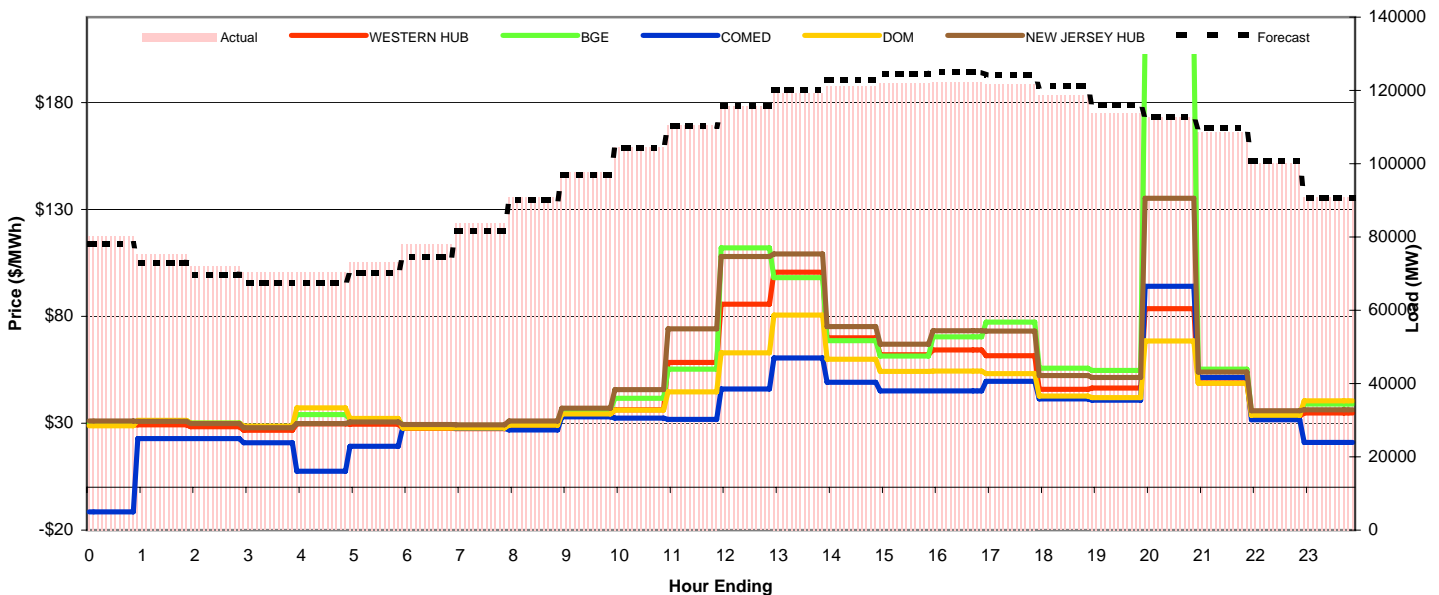
Day-Ahead Prices and Forecast Load

	HE1	HE2	HE3	HE4	HE5	HE6	HE7	HE8	HE9	HE10	HE11	HE12	HE13	HE14	HE15	HE16	HE17	HE18	HE19	HE20	HE21	HE22	HE23	HE24	avg all/peak
WESTERN HUB	27.74	27.21	25.29	25.03	25.74	26.69	27.38	28.90	31.96	35.68	42.95	46.99	52.50	57.98	65.44	70.00	70.00	67.44	52.28	44.24	47.43	41.79	32.65	30.57	42 / 49
BGE	29.243	27.946	27.793	26.738	27.029	29.332	29.8	31.774	35.023	40.336	48.038	53.412	57.581	65.522	75.071	81.707	83.534	79.542	60.412	52.006	55.109	48.009	36.418	33.867	47 / 56
COMED	25.076	24.26	23.354	22.27	22.365	23.148	24.494	26.107	27.794	30.106	35.378	41.505	44.913	49.071	55.079	57.234	55.811	51.415	44.373	39.06	38.688	34.656	29.747	25.983	35 / 41
DOM	28.107	27.165	27.275	26.45	26.662	28.542	28.963	30.352	33.365	37.857	44.902	49.815	51.652	60.078	69.529	75.125	73.836	70.419	55.241	49.34	50.871	45.654	35.396	32.971	44 / 52
NEW JERSEY HUB	30.22	28.57	27.95	26.58	26.95	29.23	30.14	32.43	35.11	41.04	48.10	53.23	58.42	62.64	72.83	79.71	81.60	75.65	58.00	50.65	55.17	47.22	36.74	32.94	47 / 56
DA Forecast	78.1	73.0	69.7	67.5	67.4	70.0	74.5	81.7	90.1	97.1	104.2	110.2	115.6	120.1	123.0	124.5	125.1	124.2	121.2	116.1	112.8	109.7	100.7	90.7	99 / 111



Preliminary Real-Time Prices with Forecasted and Actual System Load

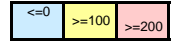
	HE1	HE2	HE3	HE4	HE5	HE6	HE7	HE8	HE9	HE10	HE11	HE12	HE13	HE14	HE15	HE16	HE17	HE18	HE19	HE20	HE21	HE22	HE23	HE24	avg all/peak
WESTERN HUB	29.12	29.23	28.31	26.71	29.73	29.53	27.66	27.53	28.96	34.23	36.34	58.52	85.72	100.66	70.04	62.12	64.34	61.58	45.86	46.54	83.60	48.89	33.35	34.81	47 / 56
BGE	30.073	31.262	30.094	28.54	34.074	31.755	28.961	28.976	30.63	36.331	41.749	55.301	112.09	98.19	68.604	61.46	70.438	77.362	55.763	54.707	212.71	55.281	35.093	39.012	56 / 68
COMED	-11.41	22.868	22.867	20.941	7.6054	19.296	28.015	27.541	26.832	33.022	32.389	31.825	46.037	60.541	49.215	45.114	45.122	49.608	41.419	40.719	94.059	51.444	31.717	21.096	35 / 44
DOM	28.831	31.287	29.989	28.696	37.171	32.232	27.816	27.72	29.176	34.329	36.137	44.703	63.005	80.6	60.016	54.257	54.352	53.248	42.669	42.026	68.423	48.67	33.693	40.537	43 / 48
NEW JERSEY HUB	31.11	30.84	29.80	27.86	29.81	30.65	29.38	29.20	31.00	37.04	45.66	74.21	108.00	109.20	75.22	66.96	73.21	73.17	52.35	51.49	135.29	54.01	35.81	36.27	54 / 66
Percent Forecast	2.65	3.01	3.30	3.92	4.03	4.28	4.74	2.60	0.85	0.75	0.25	0.35	-0.01	-0.75	-1.41	-2.10	-2.27	-1.88	-2.16	-1.94	-0.13	-0.96	-0.41	0.19	
RTLload	80.182	75.302	72.115	70.267	70.262	73.169	78.209	83.88	90.841	97.807	104.49	110.57	115.61	119.22	121.25	121.96	122.33	121.86	118.64	113.86	112.7	108.63	100.27	90.909	



PJM Daily Report

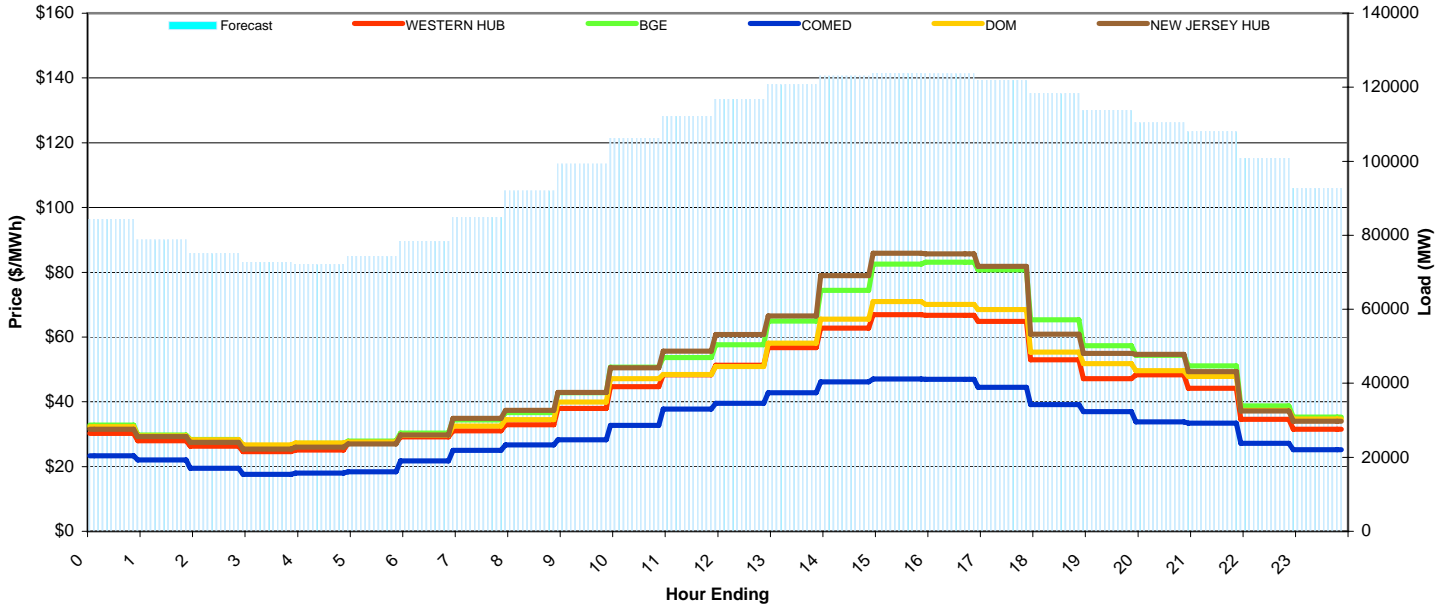
Tuesday August 18, 2009

Price Color Codes:



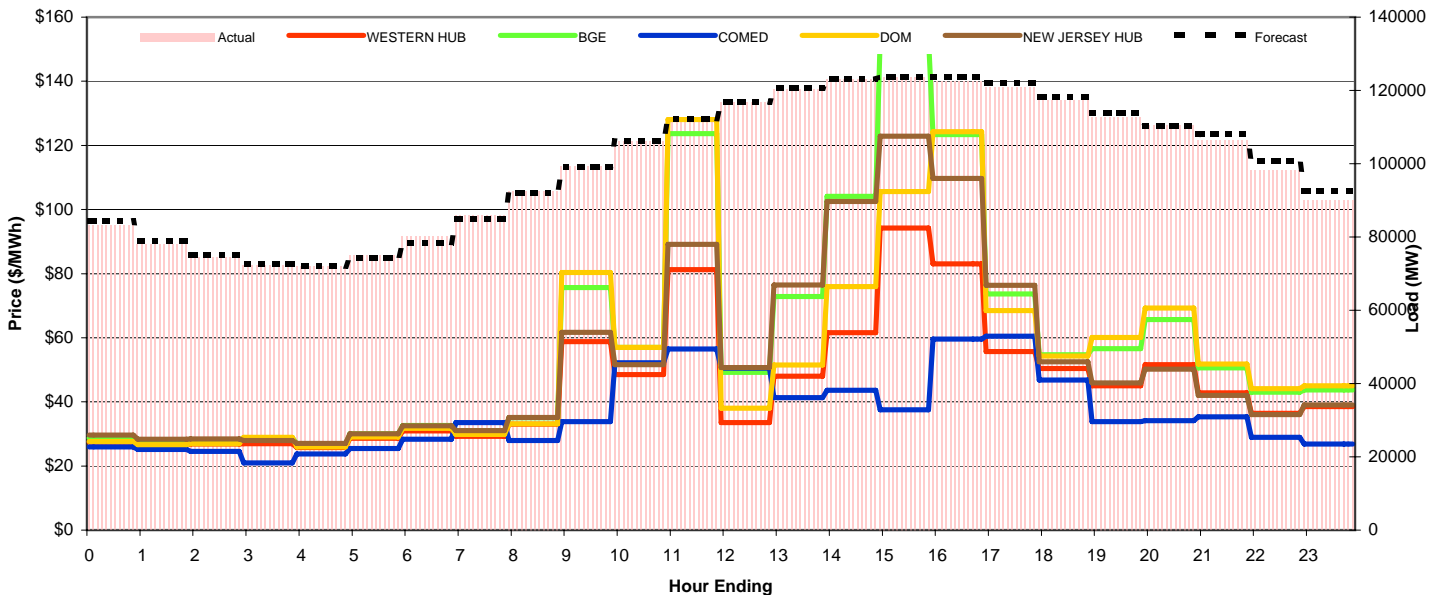
Day-Ahead Prices and Forecast Load

	HE1	HE2	HE3	HE4	HE5	HE6	HE7	HE8	HE9	HE10	HE11	HE12	HE13	HE14	HE15	HE16	HE17	HE18	HE19	HE20	HE21	HE22	HE23	HE24	avg all/peak
WESTERN HUB	30.22	27.96	26.25	24.59	25.15	27.17	29.16	31.00	32.95	37.92	44.69	48.33	51.28	56.71	62.73	66.95	66.70	64.86	52.94	47.15	48.37	44.18	34.55	31.56	42 / 49
BGE	32.763	29.743	28.378	26.45	27.133	27.822	30.324	34.41	36.713	42.761	50.68	53.642	57.6	64.921	74.398	82.497	83.148	80.79	65.32	57.31	54.373	51.053	38.703	35.24	49 / 58
COMED	23.362	22.042	19.49	17.624	18.014	18.362	21.749	25.005	26.723	28.237	32.708	37.763	39.497	42.766	46.132	47.063	46.959	44.479	39.137	36.962	33.779	33.398	27.161	25.232	31 / 37
DOM	32.302	29.435	28.263	26.717	27.265	27.609	29.627	32.552	34.458	39.95	47.134	48.409	50.945	58.122	65.53	70.977	70.05	68.502	55.342	51.77	49.617	47.826	37.35	34.698	44 / 52
NEW JERSEY HUB	31.53	29.22	27.48	25.41	26.03	27.01	29.71	34.87	37.36	42.90	50.50	55.66	60.82	66.49	79.00	85.93	85.73	81.79	60.90	54.97	54.64	49.29	37.18	34.04	49 / 59
DA Forecast	84.4	78.8	75.0	72.7	72.1	74.3	78.4	84.9	92.0	99.2	106.2	112.2	116.8	120.7	123.1	123.8	123.7	121.9	118.3	113.8	110.4	108.0	100.9	92.7	100 / 111



Preliminary Real-Time Prices with Forecasted and Actual System Load

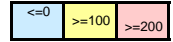
	HE1	HE2	HE3	HE4	HE5	HE6	HE7	HE8	HE9	HE10	HE11	HE12	HE13	HE14	HE15	HE16	HE17	HE18	HE19	HE20	HE21	HE22	HE23	HE24	avg all/peak
WESTERN HUB	27.47	26.50	26.86	26.95	25.80	28.67	30.98	29.28	33.01	58.78	48.56	81.24	33.49	47.97	61.55	94.20	83.08	55.67	50.37	45.01	51.61	42.78	36.40	38.57	45 / 53
BGE	28.713	27.681	27.958	28.854	26.816	30.004	32.642	31.052	35.003	75.646	56.953	123.7	49.163	72.895	104.14	153.48	123.35	73.615	54.74	56.635	65.725	50.6	42.992	43.762	59 / 73
COMED	25.94	25.109	24.598	20.972	23.769	25.417	28.346	33.539	27.95	33.79	52.251	56.468	50.546	41.364	43.588	37.561	59.629	60.466	46.802	33.796	34.122	35.333	28.924	26.892	37 / 42
DOM	27.629	26.605	26.935	28.996	25.921	29.049	31.725	29.845	33.17	80.311	56.992	128.04	38.038	51.482	75.997	105.65	124.22	68.507	54.271	60.059	69.289	51.828	44.114	44.998	55 / 67
NEW JERSEY HUB	29.68	28.39	28.46	27.92	27.04	30.08	32.54	30.99	35.11	61.71	51.56	89.10	50.70	76.48	102.46	122.90	109.67	76.33	52.47	45.91	50.22	41.98	36.08	39.01	53 / 65
Percent Forecast	-1.37	-1.13	-0.79	-0.48	-0.10	0.77	2.12	1.20	0.64	0.02	-0.02	-0.10	-0.10	-0.32	-0.11	-0.08	-0.91	-0.89	-0.87	-0.95	0.10	-1.65	-2.76	-3.18	
RTLoad	83.231	77.901	74.434	72.349	72.009	74.839	80.121	85.935	92.58	99.247	106.16	112.06	116.66	120.33	122.92	123.66	122.57	120.87	117.32	112.76	110.53	106.3	98.156	89.829	



PJM Daily Report

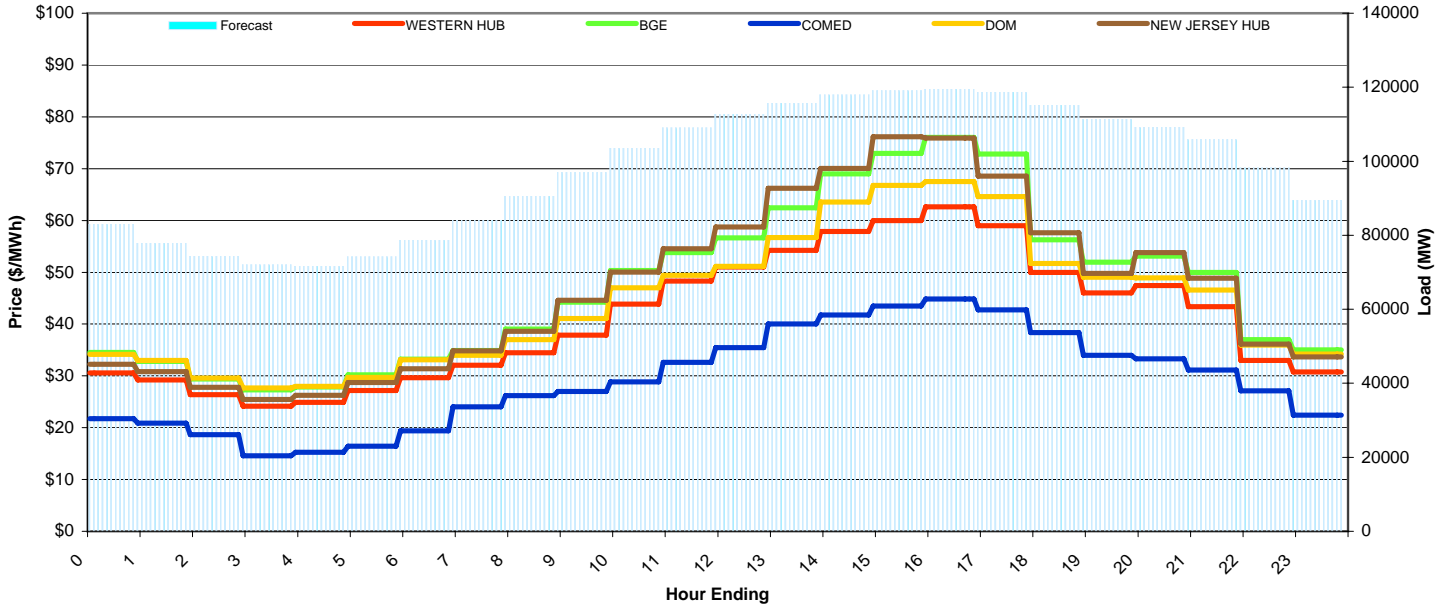
Wednesday August 19, 2009

Price Color Codes:



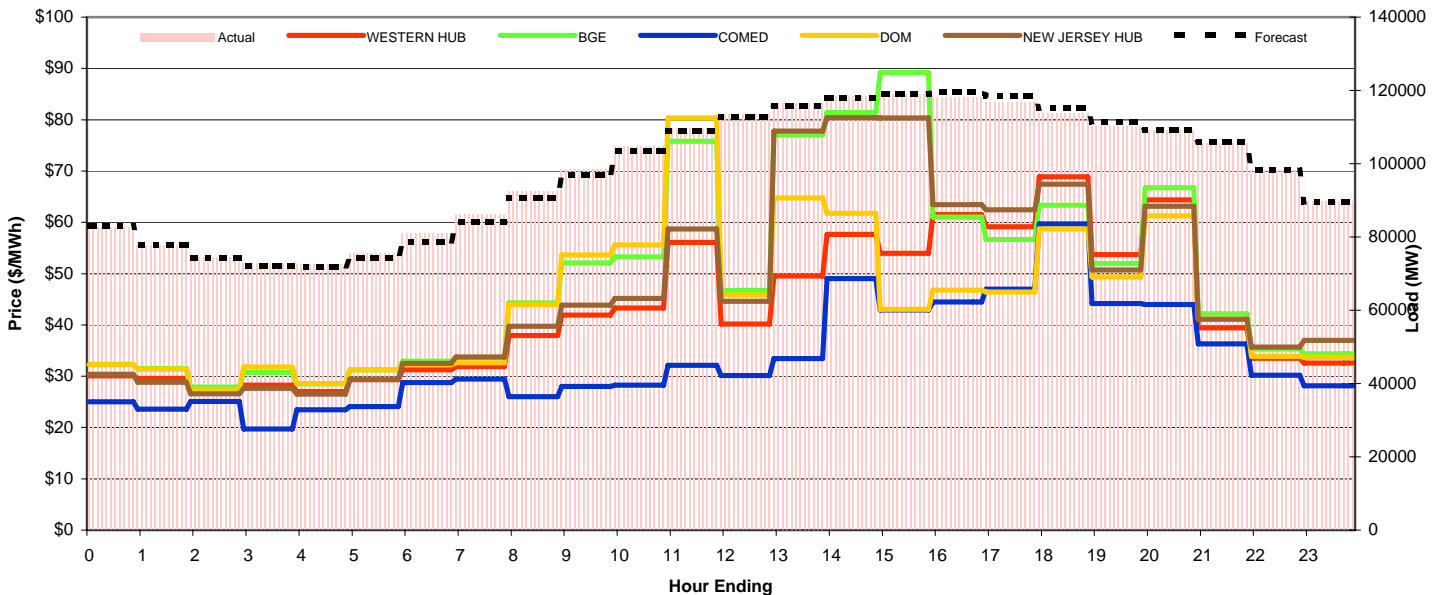
Day-Ahead Prices and Forecast Load

	HE1	HE2	HE3	HE4	HE5	HE6	HE7	HE8	HE9	HE10	HE11	HE12	HE13	HE14	HE15	HE16	HE17	HE18	HE19	HE20	HE21	HE22	HE23	HE24	avg all/peak
WESTERN HUB	30.54	29.24	26.36	24.18	24.88	27.17	29.64	32.04	34.46	37.88	43.83	48.33	51.00	54.26	57.88	60.00	62.65	59.00	50.00	46.00	47.44	43.36	33.00	30.75	41 / 48
BGE	34.514	32.821	29.431	27.315	27.872	30.213	33.238	34.897	39.012	44.24	50.32	53.804	56.67	62.421	68.986	72.974	76.01	72.807	56.28	51.927	53.104	49.952	36.98	34.993	47 / 55
COMED	21.759	20.866	18.657	14.57	15.26	16.438	19.38	24.055	26.207	26.997	28.865	32.624	35.463	40.054	41.773	43.464	44.84	42.716	38.359	33.987	33.316	31.16	27.085	22.412	29 / 34
DOM	34.178	32.984	29.61	27.667	27.987	29.725	33.085	33.987	36.986	41.059	47.003	49.438	51.166	56.682	63.563	66.769	67.534	64.634	51.686	49.049	48.931	46.603	35.933	34.229	44 / 51
NEW JERSEY HUB	32.25	30.82	27.79	25.42	26.25	28.75	31.39	34.82	38.58	44.62	50.05	54.55	58.76	66.24	70.02	76.13	75.91	68.55	57.64	49.75	53.77	48.87	36.16	33.69	47 / 55
DA Forecast	83.0	77.8	74.3	72.0	71.7	74.2	78.7	84.1	90.6	97.0	103.5	109.0	112.7	115.7	118.0	119.1	119.5	118.6	115.1	111.4	109.2	105.8	98.2	89.5	98 / 108



Preliminary Real-Time Prices with Forecasted and Actual System Load

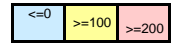
	HE1	HE2	HE3	HE4	HE5	HE6	HE7	HE8	HE9	HE10	HE11	HE12	HE13	HE14	HE15	HE16	HE17	HE18	HE19	HE20	HE21	HE22	HE23	HE24	avg all/peak
WESTERN HUB	30.08	29.58	26.70	28.23	27.02	29.30	31.24	31.86	37.94	41.90	43.29	56.11	40.15	49.52	57.64	53.94	61.50	59.12	68.84	53.70	64.37	39.40	33.48	32.59	43 / 50
BGE	32.288	31.48	27.867	30.764	28.519	31.229	32.937	33.674	44.289	52.088	53.256	75.789	46.739	77.05	81.403	89.216	61.019	56.664	63.343	51.971	66.776	42.154	35.307	34.382	49 / 58
COMED	25.018	23.601	25.076	19.692	23.48	24.082	28.777	29.425	26.017	28.041	28.274	32.118	30.146	33.45	49.039	42.915	44.48	46.965	59.725	44.191	43.981	36.311	30.197	28.138	33 / 38
DOM	32.246	31.374	27.339	31.798	28.553	31.284	32.256	32.621	43.892	53.662	55.583	80.324	45.871	64.78	61.729	43.053	46.807	46.423	58.696	49.332	61.23	41.137	33.9	33.696	44 / 51
NEW JERSEY HUB	30.40	28.81	26.56	27.66	26.49	29.43	32.48	33.72	39.75	43.83	45.17	58.69	44.63	77.82	80.43	80.35	63.42	62.45	67.43	50.73	63.14	41.13	35.70	37.01	47 / 56
Percent Forecast	-0.56	-0.29	0.21	0.83	1.20	1.68	2.87	2.48	1.99	1.58	1.17	0.51	0.62	0.76	0.26	-0.22	-1.13	-1.70	-1.21	-1.18	-0.13	-0.26	-0.04	0.25	
RTLload	82.557	77.606	74.427	72.621	72.577	75.43	80.982	86.215	92.411	98.539	104.7	109.56	113.4	116.63	118.29	118.84	118.16	116.66	113.77	110.11	109.01	105.56	98.162	89.765	



PJM Daily Report

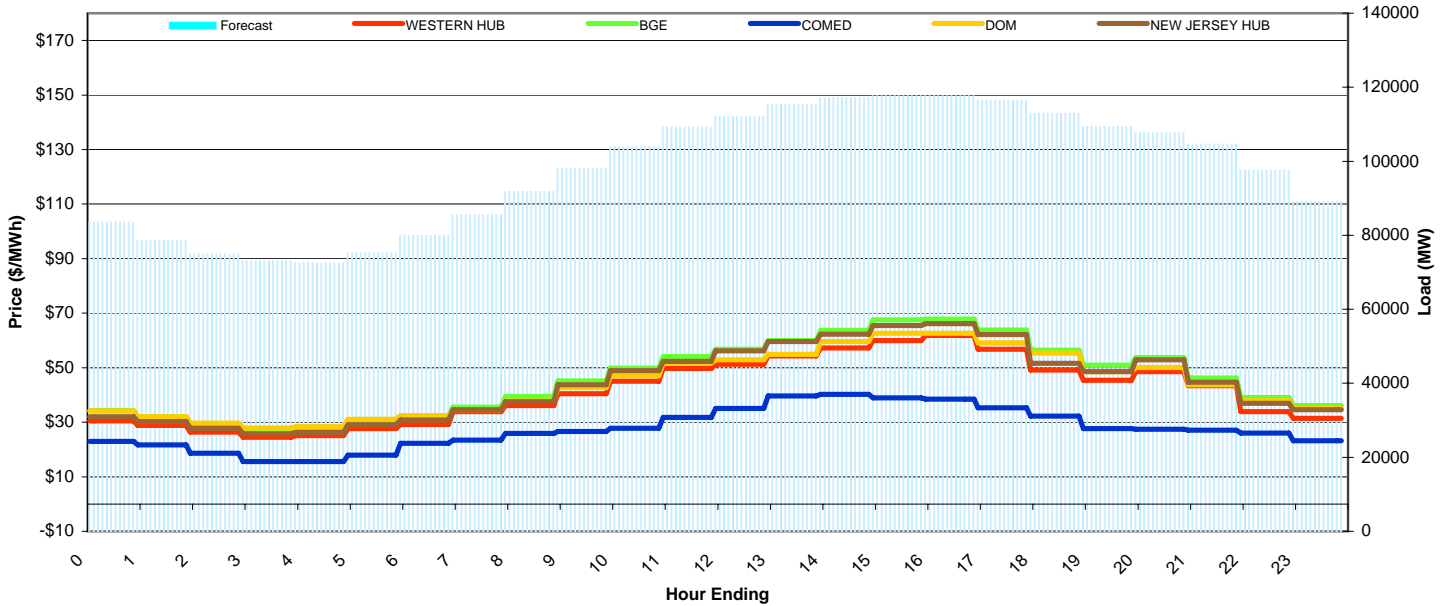
Thursday August 20, 2009

Price Color Codes:



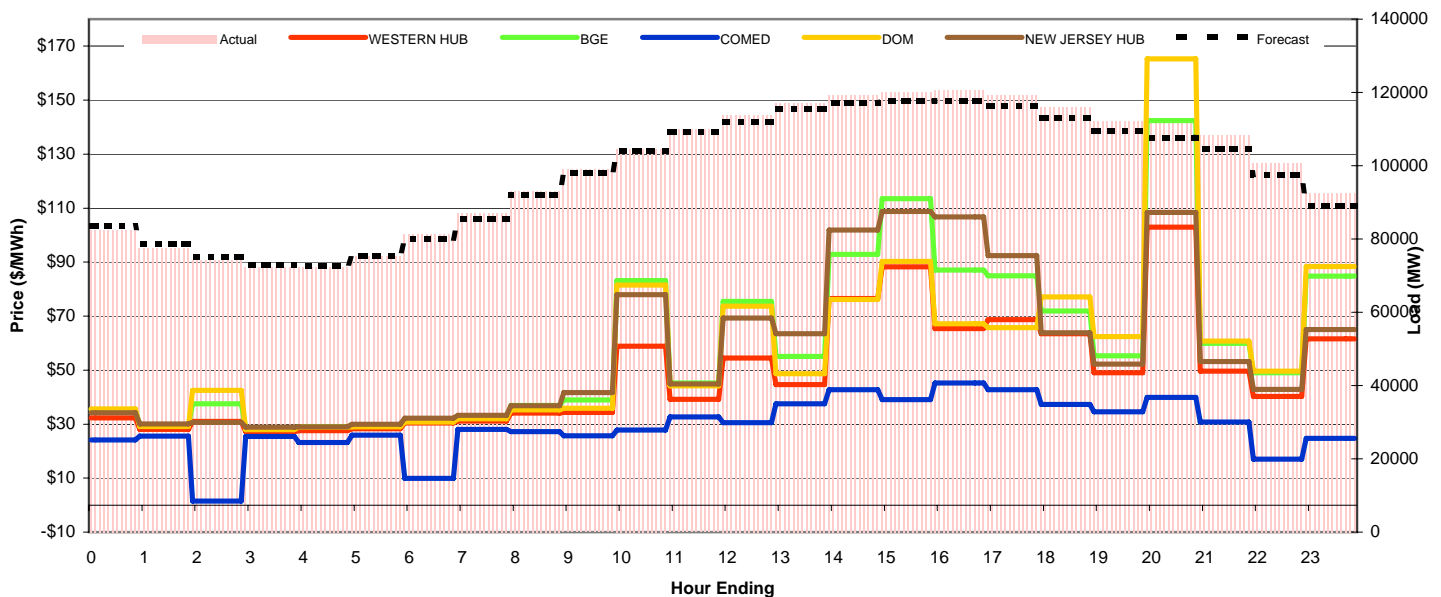
Day-Ahead Prices and Forecast Load

	HE1	HE2	HE3	HE4	HE5	HE6	HE7	HE8	HE9	HE10	HE11	HE12	HE13	HE14	HE15	HE16	HE17	HE18	HE19	HE20	HE21	HE22	HE23	HE24	avg all/peak
WESTERN HUB	30.46	28.83	26.39	24.53	25.06	27.69	29.23	33.91	36.14	40.48	45.02	49.78	51.21	54.26	57.24	60.00	61.82	56.81	49.13	45.42	48.54	43.36	33.94	31.47	41 / 48
BGE	34.275	31.972	29.386	27.532	28.039	30.831	32.394	35.481	39.35	45.154	49.907	54.093	56.824	59.94	63.666	67.559	67.784	63.801	56.377	50.923	53.675	46.186	39.051	36.156	46 / 53
COMED	22.994	21.642	18.593	15.593	15.574	17.898	22.242	23.497	25.95	26.572	27.75	31.835	35.11	39.65	40.27	38.988	38.455	35.353	32.239	27.676	27.487	27.076	26.053	23.179	28 / 31
DOM	34.178	32.059	29.655	27.953	28.364	31.111	32.42	34.541	37.775	42.667	47.004	51.689	52.947	54.917	59.538	62.596	62.658	59.151	55.417	48.553	50.051	43.766	37.865	35.037	44 / 50
NEW JERSEY HUB	32.05	30.29	27.77	25.76	26.32	29.08	30.89	34.54	37.52	43.75	48.97	52.33	56.15	59.62	62.31	65.48	66.16	62.19	51.59	48.53	52.87	44.67	36.96	34.62	44 / 51
DA Forecast	83.6	78.5	75.0	73.1	72.6	75.3	80.0	85.5	91.9	98.0	103.9	109.2	112.1	115.3	117.2	117.7	117.7	116.5	112.9	109.4	107.7	104.6	97.6	89.1	98 / 107



Preliminary Real-Time Prices with Forecasted and Actual System Load

	HE1	HE2	HE3	HE4	HE5	HE6	HE7	HE8	HE9	HE10	HE11	HE12	HE13	HE14	HE15	HE16	HE17	HE18	HE19	HE20	HE21	HE22	HE23	HE24	avg all/peak
WESTERN HUB	32.29	28.09	31.05	27.25	27.59	28.34	30.46	31.11	34.08	34.39	58.85	39.17	54.45	44.67	76.52	88.22	65.38	68.70	63.50	49.05	102.94	49.67	40.28	61.56	49 / 56
BGE	35.45	29.613	37.511	28.516	29.143	29.733	31.858	33.099	36.904	38.902	83.136	45.223	75.501	55.018	92.853	113.52	87.038	84.933	71.865	55.351	142.43	59.957	49.042	84.773	60 / 70
COMED	24.177	25.575	1.5315	25.422	23.156	25.889	9.8724	28.003	27.248	25.733	27.798	32.672	30.529	37.578	42.795	39.118	45.254	42.756	37.31	34.59	39.876	30.735	17.036	24.753	29 / 34
DOM	35.67	29.124	42.496	27.92	28.825	28.986	30.827	31.998	35.326	35.886	81.549	44.13	73.688	48.663	76.163	90.285	67.105	65.786	77.119	62.38	165.3	60.719	49.575	88.385	57 / 67
NEW JERSEY HUB	34.26	30.04	30.70	28.90	29.01	30.00	32.22	33.28	36.87	41.68	77.91	44.88	69.34	63.44	101.84	108.82	106.80	92.42	63.87	52.21	108.42	53.16	42.89	65.05	57 / 69
Percent Forecast	-1.43	-1.17	-1.09	-0.88	-0.39	0.26	1.60	1.91	1.43	1.02	0.69	0.58	1.50	1.57	1.81	2.02	2.41	2.36	2.69	2.40	3.50	3.46	3.19	3.72	
RTLload	82.393	77.589	74.205	72.414	72.293	75.454	81.279	87.196	93.187	98.981	104.63	109.84	113.8	117.18	119.32	120.1	120.63	119.26	116.06	112.11	111.58	108.39	100.8	92.556	



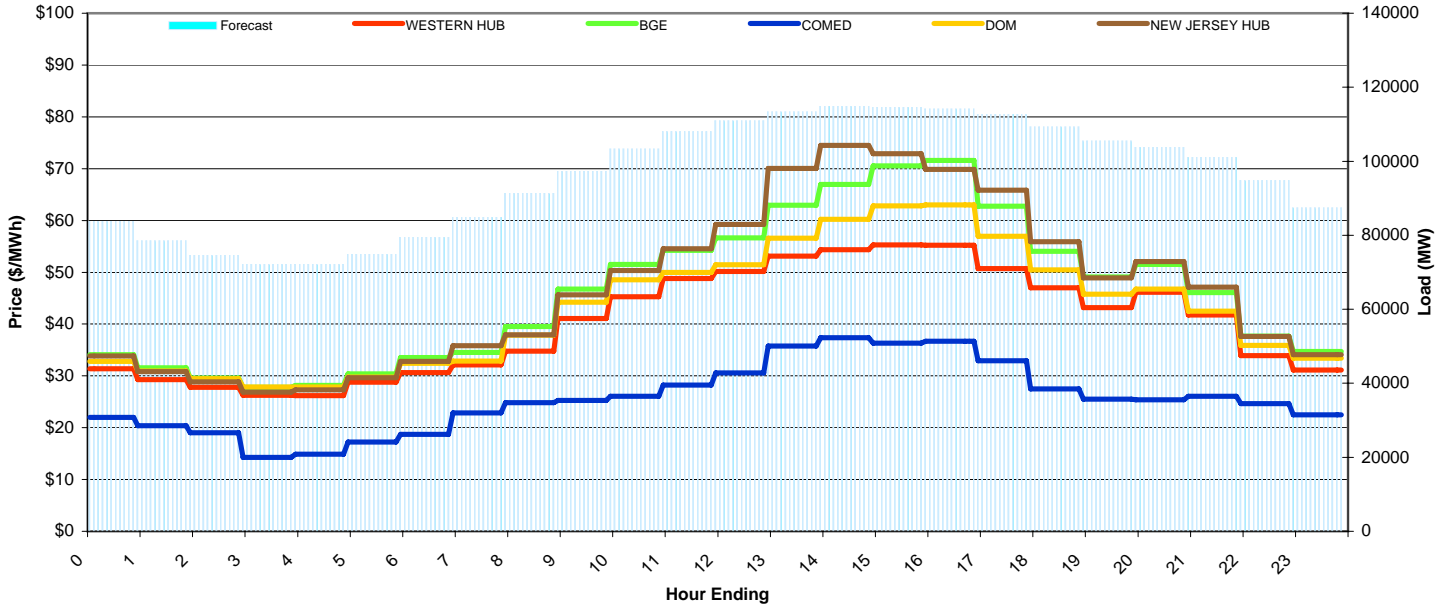
PJM Daily Report

Friday August 21, 2009

Price Color Codes: ≤0 ≥100 ≥200

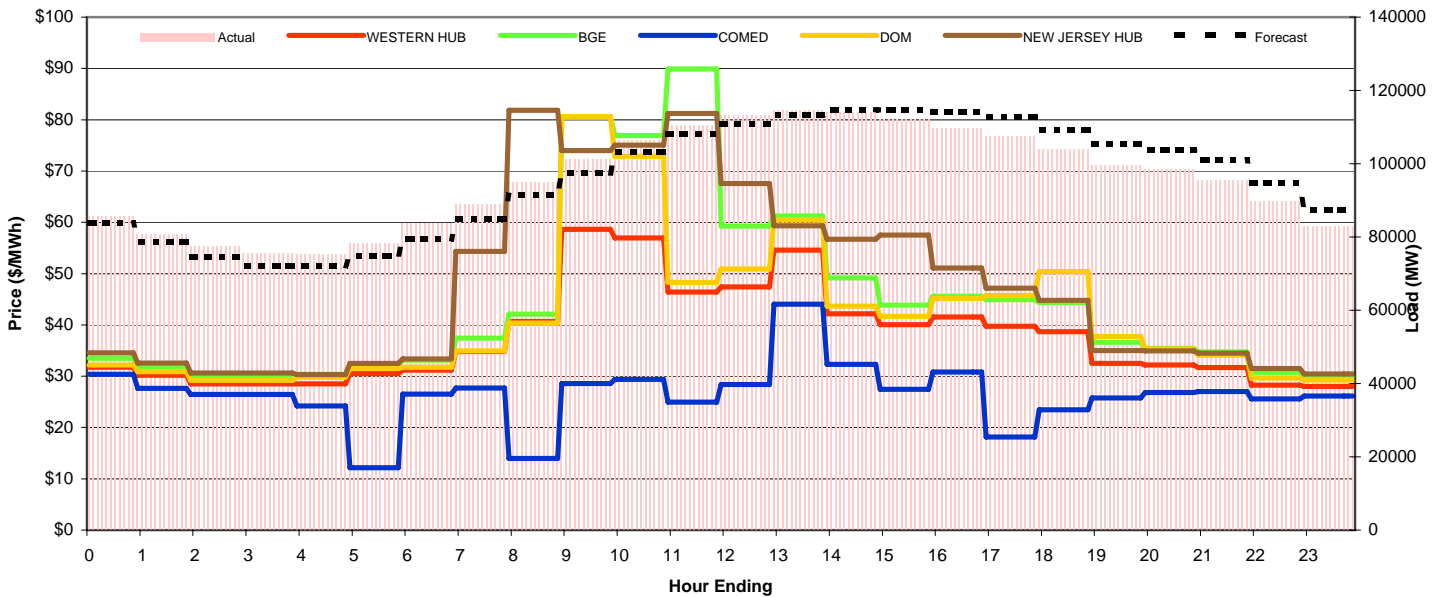
Day-Ahead Prices and Forecast Load

	HE1	HE2	HE3	HE4	HE5	HE6	HE7	HE8	HE9	HE10	HE11	HE12	HE13	HE14	HE15	HE16	HE17	HE18	HE19	HE20	HE21	HE22	HE23	HE24	avg all/peak
WESTERN HUB	31.37	29.31	27.77	26.22	26.18	28.79	30.65	32.11	34.76	41.10	45.26	48.79	50.15	53.13	54.38	55.29	55.21	50.72	47.00	43.17	46.12	41.78	33.92	31.13	40 / 46
BGE	34.071	31.556	29.608	27.797	28.193	30.366	33.567	34.553	39.508	46.752	51.512	54.249	56.622	62.956	66.95	70.514	71.592	62.751	54.037	49.083	51.523	46.079	37.651	34.684	46 / 54
COMED	22	20.361	18.994	14.287	14.894	17.242	18.713	22.863	24.842	25.259	26.052	28.249	30.548	35.779	37.352	36.302	36.715	32.909	27.459	25.497	25.396	26.046	24.659	22.499	26 / 29
DOM	32.825	30.922	29.488	27.828	27.854	29.752	32.427	32.85	37.89	44.244	48.551	49.954	51.464	56.596	60.243	62.843	62.997	56.926	50.488	45.739	46.74	42.48	35.915	33.422	43 / 49
NEW JERSEY HUB	33.84	30.81	28.86	26.84	27.30	29.65	32.81	35.80	37.94	45.63	50.33	54.55	59.26	70.05	74.48	72.91	69.89	65.84	55.90	48.95	52.05	47.13	37.64	34.11	47 / 55
DA Forecast	83.8	78.5	74.5	72.1	72.1	74.9	79.5	84.9	91.3	97.4	103.3	108.0	111.0	113.3	114.8	114.7	114.1	112.6	109.3	105.5	103.7	101.1	94.8	87.4	96 / 105



Preliminary Real-Time Prices with Forecasted and Actual System Load

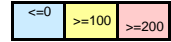
	HE1	HE2	HE3	HE4	HE5	HE6	HE7	HE8	HE9	HE10	HE11	HE12	HE13	HE14	HE15	HE16	HE17	HE18	HE19	HE20	HE21	HE22	HE23	HE24	avg all/peak
WESTERN HUB	31.78	30.18	28.49	28.54	28.52	30.49	31.21	34.78	40.65	58.67	56.92	46.42	47.39	54.57	42.17	40.06	41.57	39.72	38.66	32.47	32.19	31.68	28.28	27.99	38 / 42
BGE	33.51	31.867	30.086	30.105	30.375	32.29	33.1	37.443	42.118	80.46	76.893	89.893	59.279	61.232	49.163	43.885	45.576	44.907	44.332	36.604	35.408	34.762	30.739	29.968	44 / 51
COMED	30.358	27.637	26.442	26.432	24.195	12.191	26.525	27.7	13.979	28.557	29.373	24.949	28.388	44.03	32.321	27.472	30.814	18.159	23.465	25.749	26.821	26.986	25.607	26.108	26 / 27
DOM	32.176	30.89	29.211	29.198	29.803	31.521	31.746	34.952	40.365	80.625	72.841	48.274	50.927	60.465	43.672	41.653	45.172	45.746	50.419	37.75	35.313	34.111	29.613	29.227	41 / 47
NEW JERSEY HUB	34.54	32.59	30.62	30.60	30.30	32.52	33.39	54.36	81.86	74.01	75.04	81.20	67.57	59.33	56.74	57.50	51.08	47.17	44.77	35.01	34.93	34.51	31.48	30.46	48 / 55
Percent Forecast	2.02	2.70	3.81	4.42	4.25	4.20	4.86	4.58	3.90	3.59	2.82	2.28	2.03	1.09	-0.65	-2.21	-4.13	-4.78	-5.26	-5.95	-5.50	-5.77	-5.63	-5.54	
RTLload	85.504	80.69	77.492	75.464	75.338	78.209	83.561	89.009	95.053	101.01	106.35	110.54	113.26	114.59	114.06	112.17	109.58	107.5	103.83	99.585	98.34	95.575	89.754	82.825	



PJM Daily Report

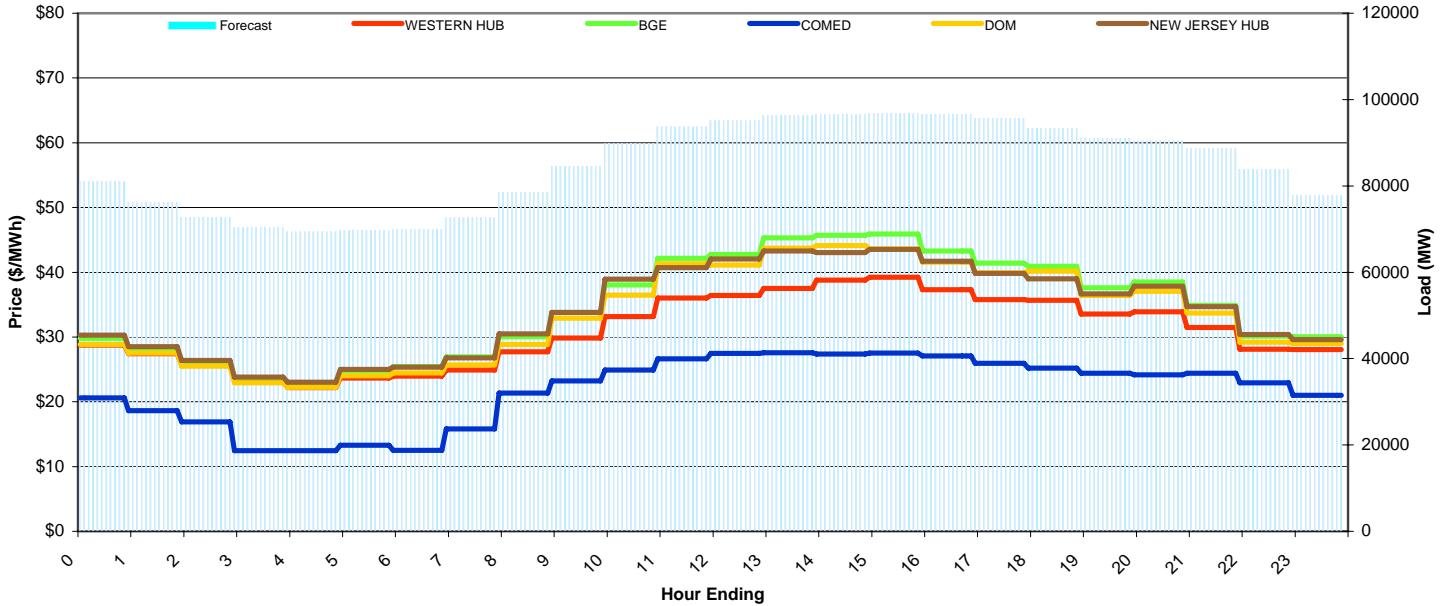
Saturday August 22, 2009

Price Color Codes:



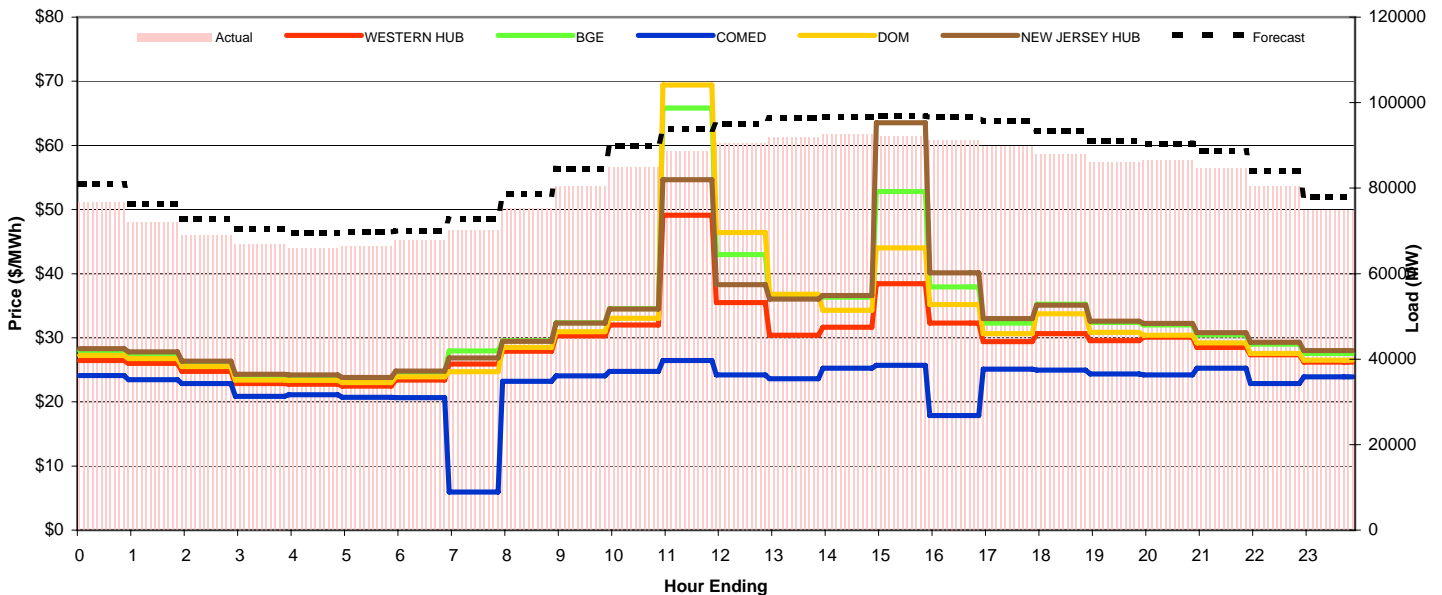
Day-Ahead Prices and Forecast Load

	HE1	HE2	HE3	HE4	HE5	HE6	HE7	HE8	HE9	HE10	HE11	HE12	HE13	HE14	HE15	HE16	HE17	HE18	HE19	HE20	HE21	HE22	HE23	HE24	avg all/peak
WESTERN HUB	28.77	27.43	25.76	23.37	22.19	23.67	23.94	24.93	27.74	29.87	33.18	36.03	36.40	37.51	38.78	39.25	37.32	35.78	35.67	33.53	33.88	31.46	28.11	28.06	31 / 34
BGE	29.78	28.267	26.262	23.65	22.863	24.752	25.457	26.922	30.02	33.818	38.04	42.155	42.756	45.317	45.719	45.901	43.276	41.425	40.898	37.599	38.517	34.872	30.146	30.065	35 / 39
COMED	20.621	18.604	16.902	12.471	12.464	13.295	12.501	15.827	21.368	23.231	24.885	26.658	27.472	27.562	27.363	27.526	27.103	25.966	25.199	24.434	24.179	24.418	22.931	20.991	22 / 25
DOM	28.852	27.525	25.519	22.911	22.234	24.014	24.461	25.719	28.854	32.889	36.478	41.323	41.105	43.751	44.113	43.635	41.57	39.939	40.191	36.403	37.067	33.683	29.191	29.015	33 / 37
NEW JERSEY HUB	30.29	28.53	26.38	23.80	23.04	24.98	25.34	26.80	30.49	33.81	38.95	40.73	42.05	43.29	43.05	43.54	41.72	39.82	38.98	36.65	37.88	34.70	30.38	29.60	34 / 38
DA Forecast	81.0	76.2	72.8	70.5	69.4	69.7	70.0	72.7	78.5	84.6	89.9	93.7	95.1	96.4	96.6	96.9	96.6	95.7	93.3	91.0	90.4	88.7	83.9	77.8	85 / 90



Preliminary Real-Time Prices with Forecasted and Actual System Load

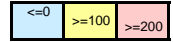
	HE1	HE2	HE3	HE4	HE5	HE6	HE7	HE8	HE9	HE10	HE11	HE12	HE13	HE14	HE15	HE16	HE17	HE18	HE19	HE20	HE21	HE22	HE23	HE24	avg all/peak
WESTERN HUB	26.44	26.01	24.75	22.88	22.78	22.46	23.42	25.89	27.88	30.28	32.01	49.13	35.47	30.41	31.64	38.44	32.28	29.42	30.65	29.53	30.09	28.51	27.33	26.20	29 / 32
BGE	27.975	27.468	26.052	23.979	23.862	23.538	24.612	27.967	29.548	32.321	34.557	65.851	42.98	36.356	36.319	52.821	37.931	32.308	35.251	32.371	32.001	30.465	28.98	27.537	33 / 37
COMED	24.102	23.458	22.873	20.84	21.094	20.702	20.658	5.9187	23.214	24.073	24.753	26.426	24.194	23.599	25.253	25.719	17.866	25.112	24.967	24.361	24.228	25.25	22.838	23.898	23 / 23
DOM	27.252	26.755	25.507	23.403	23.358	23.027	23.922	24.699	28.501	30.923	33.023	69.404	46.389	36.794	34.264	44.021	35.18	30.642	33.713	30.82	30.391	29.191	27.556	26.521	32 / 35
NEW JERSEY HUB	28.27	27.82	26.36	24.32	24.18	23.82	24.79	26.86	29.46	32.27	34.50	54.65	38.27	36.01	36.57	63.53	40.12	32.99	35.08	32.59	32.26	30.77	29.28	27.98	33 / 37
Percent Forecast	-5.80	-5.83	-5.52	-5.42	-5.30	-5.01	-3.15	-3.55	-4.45	-5.24	-5.81	-5.92	-4.94	-5.01	-4.37	-5.11	-5.80	-6.68	-6.26	-5.71	-4.62	-4.69	-4.47	-4.20	
RTLoad	76.572	72.002	68.973	66.893	65.915	66.345	67.845	70.171	75.18	80.381	84.934	88.465	90.617	91.781	92.549	92.141	91.26	89.707	87.804	86.053	86.425	84.692	80.298	74.706	



PJM Daily Report

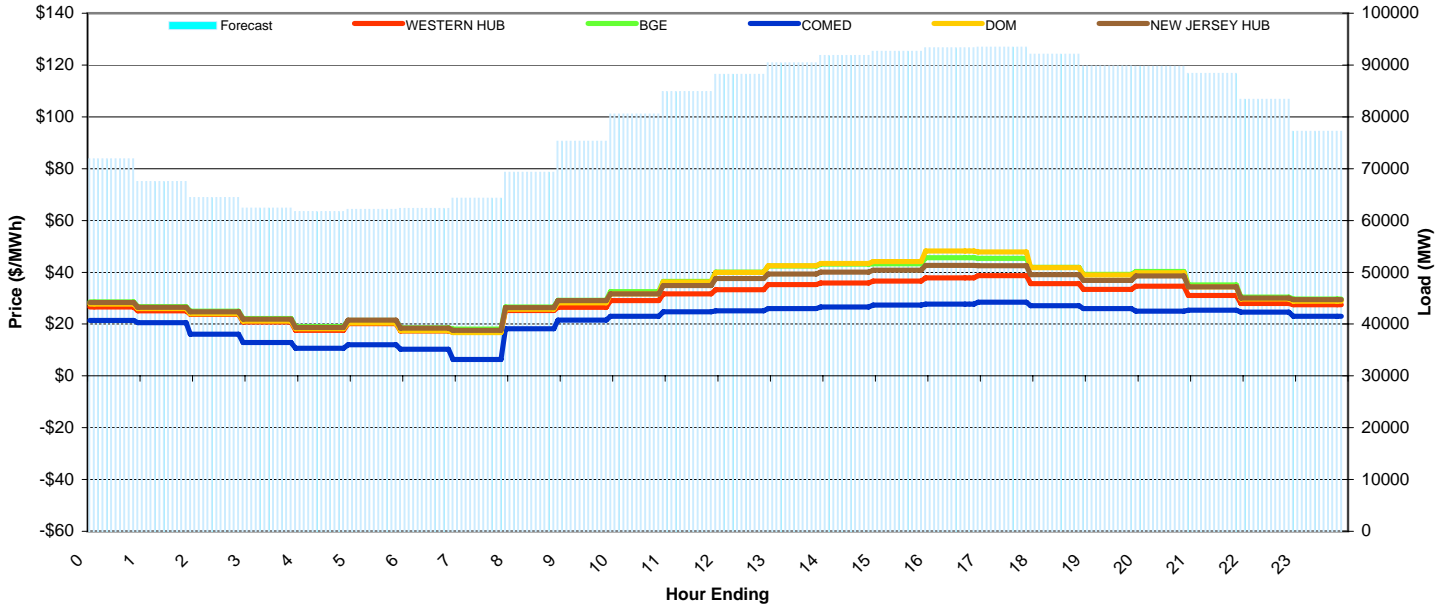
Sunday August 23, 2009

Price Color Codes:



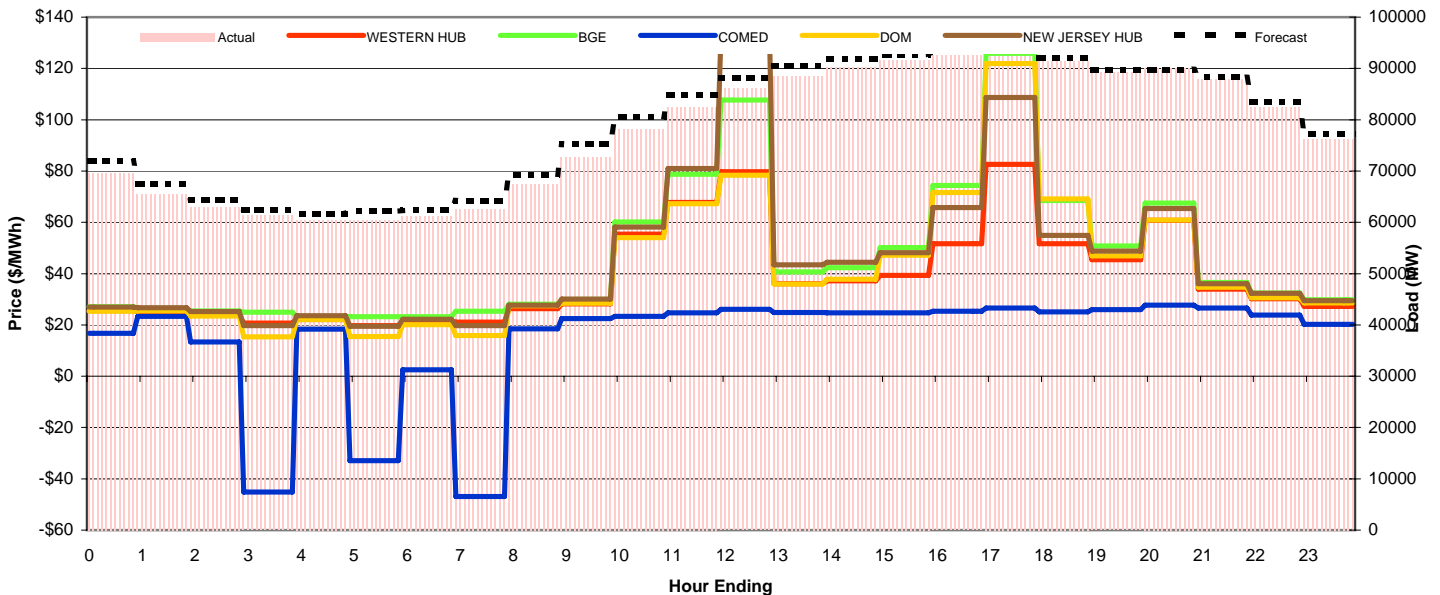
Day-Ahead Prices and Forecast Load

	HE1	HE2	HE3	HE4	HE5	HE6	HE7	HE8	HE9	HE10	HE11	HE12	HE13	HE14	HE15	HE16	HE17	HE18	HE19	HE20	HE21	HE22	HE23	HE24	avg all/peak
WESTERN HUB	26.60	25.06	23.73	20.76	17.57	20.16	17.32	16.88	25.24	26.50	29.04	31.65	33.32	35.19	35.81	36.65	37.80	38.64	35.56	33.43	34.59	31.01	27.99	27.43	29 / 32
BGE	28.583	26.689	25.029	22.196	19.063	21.417	18.629	18.09	26.635	29.168	32.486	36.5	40.072	42.454	43.12	43.265	45.63	45.434	41.921	39.192	40.356	35.1	30.425	29.744	33 / 37
COMED	21.464	20.5	16.134	12.938	10.645	11.99	10.273	6.398	18.144	21.478	23.068	24.716	25.065	26.026	26.628	27.306	27.759	28.489	27.093	26.026	25.006	25.305	24.616	23.058	21 / 24
DOM	27.671	25.931	24.05	21.178	18.171	20.366	17.439	16.745	25.725	28.196	31.625	36.184	39.901	42.562	43.414	44.14	48.205	47.841	41.772	39.006	39.785	34.319	29.744	28.875	32 / 37
NEW JERSEY HUB	28.33	26.53	24.69	21.91	18.67	21.57	18.48	17.63	26.31	29.05	31.71	34.91	37.54	39.34	40.12	40.78	42.61	42.51	39.10	36.86	38.63	34.39	30.10	29.39	31 / 35
DA Forecast	71.9	67.5	64.4	62.4	61.7	62.1	62.3	64.3	69.3	75.3	80.5	84.8	88.2	90.5	91.8	92.7	93.3	93.5	92.1	89.8	89.7	88.4	83.4	77.2	79 / 85



Preliminary Real-Time Prices with Forecasted and Actual System Load

	HE1	HE2	HE3	HE4	HE5	HE6	HE7	HE8	HE9	HE10	HE11	HE12	HE13	HE14	HE15	HE16	HE17	HE18	HE19	HE20	HE21	HE22	HE23	HE24	avg all/peak
WESTERN HUB	25.54	25.08	23.90	20.72	22.10	19.75	21.39	21.06	26.30	28.27	55.35	67.70	79.68	36.01	37.24	39.25	51.71	82.61	51.68	45.38	60.79	34.01	30.27	27.26	39 / 47
BGE	27.138	26.231	25.413	24.908	23.122	23.24	23.163	25.301	28.071	29.971	60.104	78.705	107.73	40.674	42.362	50.213	74.346	125.85	68.489	50.755	67.524	36.592	32.43	29.803	47 / 57
COMED	16.706	23.392	13.403	-45.18	18.304	-32.99	2.5042	-46.92	18.526	22.51	23.362	24.755	26.07	24.858	24.669	24.714	25.368	26.59	25.151	25.91	27.677	26.538	23.859	20.24	14 / 20
DOM	25.309	25.419	23.417	15.304	22.131	15.491	20.098	15.852	27.466	28.439	54.084	67.295	78.427	35.924	37.777	47.221	71.682	121.92	69.083	46.963	60.866	34.637	30.637	28.594	42 / 52
NEW JERSEY HUB	26.97	26.72	25.18	19.71	23.58	19.49	22.18	19.77	27.65	30.08	58.12	80.97	134.96	43.39	44.39	48.11	65.82	108.64	54.88	48.74	65.39	36.01	32.33	29.42	46 / 56
Percent Forecast	-3.40	-3.08	-2.32	-1.77	-2.16	-2.67	-1.73	-2.66	-2.69	-3.42	-2.91	-2.96	-2.45	-2.13	-1.70	-1.12	-0.85	-0.74	-0.69	-0.65	0.34	-0.46	-1.15	-1.16	
RTLoad	69.527	65.488	62.942	61.304	60.397	60.512	61.25	62.601	67.484	72.832	78.244	82.405	86.071	88.569	90.283	91.626	92.535	92.797	91.457	89.202	90.046	88.013	82.429	76.3	



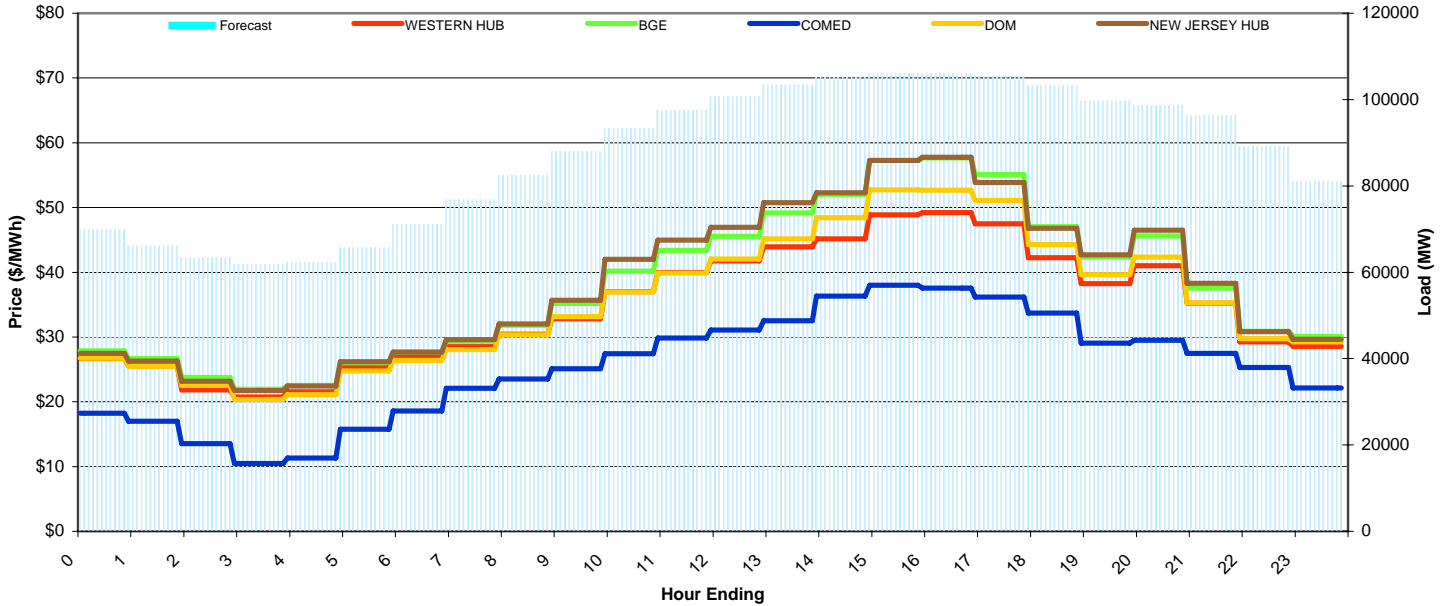
PJM Daily Report

Monday August 24, 2009

Price Color Codes: ≤0 >=100 >=200

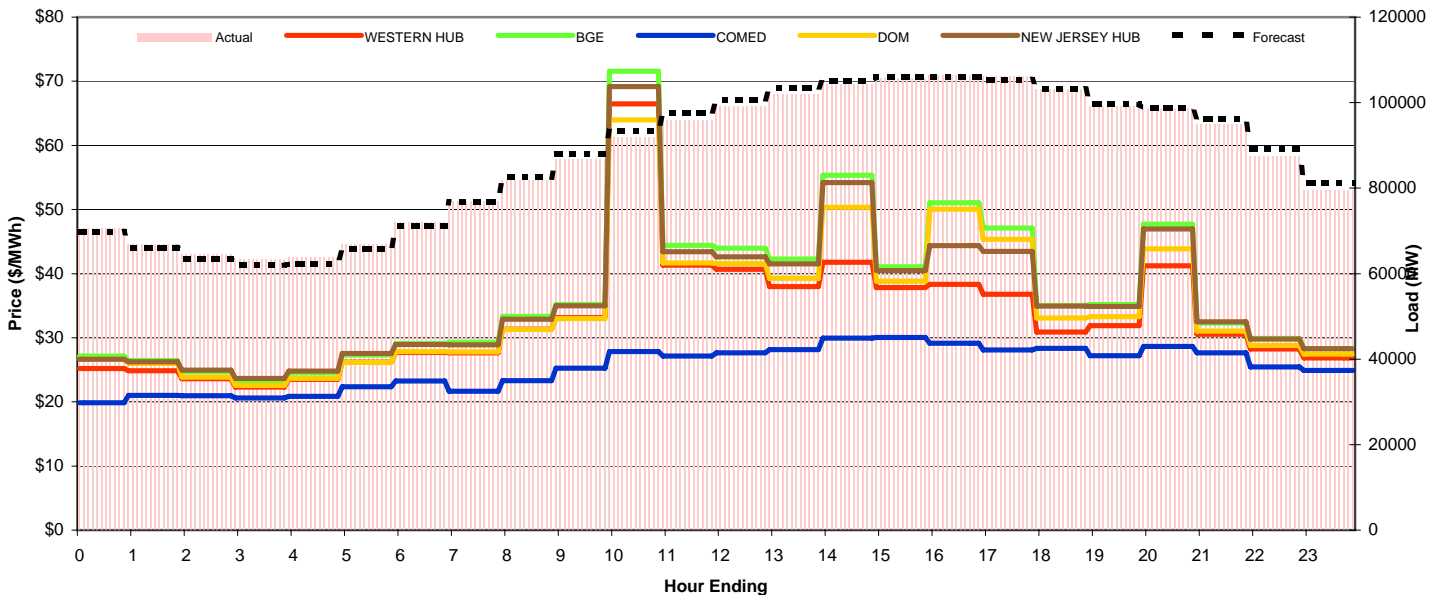
Day-Ahead Prices and Forecast Load

	HE1	HE2	HE3	HE4	HE5	HE6	HE7	HE8	HE9	HE10	HE11	HE12	HE13	HE14	HE15	HE16	HE17	HE18	HE19	HE20	HE21	HE22	HE23	HE24	avg all/peak
WESTERN HUB	26.67	25.56	21.82	20.74	21.55	25.23	26.93	28.52	30.45	32.79	37.02	40.00	41.74	43.93	45.15	48.87	49.21	47.49	42.27	38.24	41.03	35.24	29.23	28.57	35 / 39
BGE	27.891	26.664	23.79	21.938	22.544	26.103	27.676	29.361	31.839	35.178	40.19	43.365	45.56	49.162	52.03	57.257	57.667	55.072	47.029	42.354	45.6	37.551	30.861	30.085	38 / 44
COMED	18.253	16.989	13.534	10.475	11.295	15.752	18.579	22.084	23.505	25.118	27.427	29.856	31.092	32.498	36.328	38.004	37.539	36.181	33.681	29.065	29.515	27.458	25.298	22.148	25 / 30
DOM	26.719	25.485	22.527	20.357	21.1	24.75	26.398	28.051	30.322	33.139	36.946	39.893	42.07	45.176	48.435	52.705	52.667	51.102	44.263	39.629	42.349	35.268	29.748	29.255	35 / 41
NEW JERSEY HUB	27.50	26.27	23.19	21.75	22.41	26.18	27.65	29.59	32.03	35.69	42.01	44.98	46.96	50.75	52.26	57.28	57.76	53.84	46.80	42.70	46.48	38.31	30.85	29.65	38 / 44
DA Forecast	69.8	66.1	63.4	61.9	62.3	65.7	71.1	76.8	82.5	88.0	93.3	97.5	100.7	103.4	105.2	106.0	106.1	105.4	103.2	99.7	98.7	96.3	89.2	81.1	87 / 97



Preliminary Real-Time Prices with Forecasted and Actual System Load

	HE1	HE2	HE3	HE4	HE5	HE6	HE7	HE8	HE9	HE10	HE11	HE12	HE13	HE14	HE15	HE16	HE17	HE18	HE19	HE20	HE21	HE22	HE23	HE24	avg all/peak
WESTERN HUB	25.21	24.83	23.62	22.32	23.49	26.20	27.68	27.63	31.33	33.15	66.45	41.33	40.66	37.99	41.78	37.81	38.31	36.78	30.91	31.90	41.25	30.53	28.22	26.87	33 / 37
BGE	27.135	26.471	24.693	23.255	24.496	27.298	29.106	29.313	33.314	35.198	71.55	44.41	43.976	42.294	55.369	41.088	51.077	47.109	35.025	35.207	47.724	32.31	29.894	28.294	37 / 42
COMED	19.875	21.009	20.948	20.629	20.836	22.353	23.258	21.676	23.298	25.246	27.872	27.16	27.632	28.166	29.92	30.033	29.145	28.086	28.361	27.215	28.652	27.634	25.454	24.884	25 / 27
DOM	26.635	26.013	23.853	22.58	23.656	26.158	27.869	27.806	31.314	33.003	63.992	41.679	41.588	39.29	50.351	38.844	50.042	45.357	33.087	33.297	43.883	31.05	28.778	27.433	35 / 40
NEW JERSEY HUB	26.64	26.23	24.98	23.66	24.81	27.54	28.94	28.91	32.87	35.00	69.15	43.43	42.62	41.50	54.19	40.50	44.38	43.45	34.94	34.89	46.96	32.50	29.82	28.28	36 / 41
Percent Forecast	1.21	1.12	1.87	2.27	2.25	1.66	1.30	0.08	-0.79	-1.34	-1.64	-1.72	-1.50	-1.47	-0.88	-0.25	0.37	0.65	-0.12	-0.50	-0.10	-1.39	-1.98	-1.99	
RTLoad	70.668	66.847	64.633	63.354	63.746	66.795	72.027	76.857	81.817	86.836	91.779	95.868	99.18	101.92	104.24	105.71	106.44	106.05	103.08	99.172	98.591	94.959	87.451	79.531	



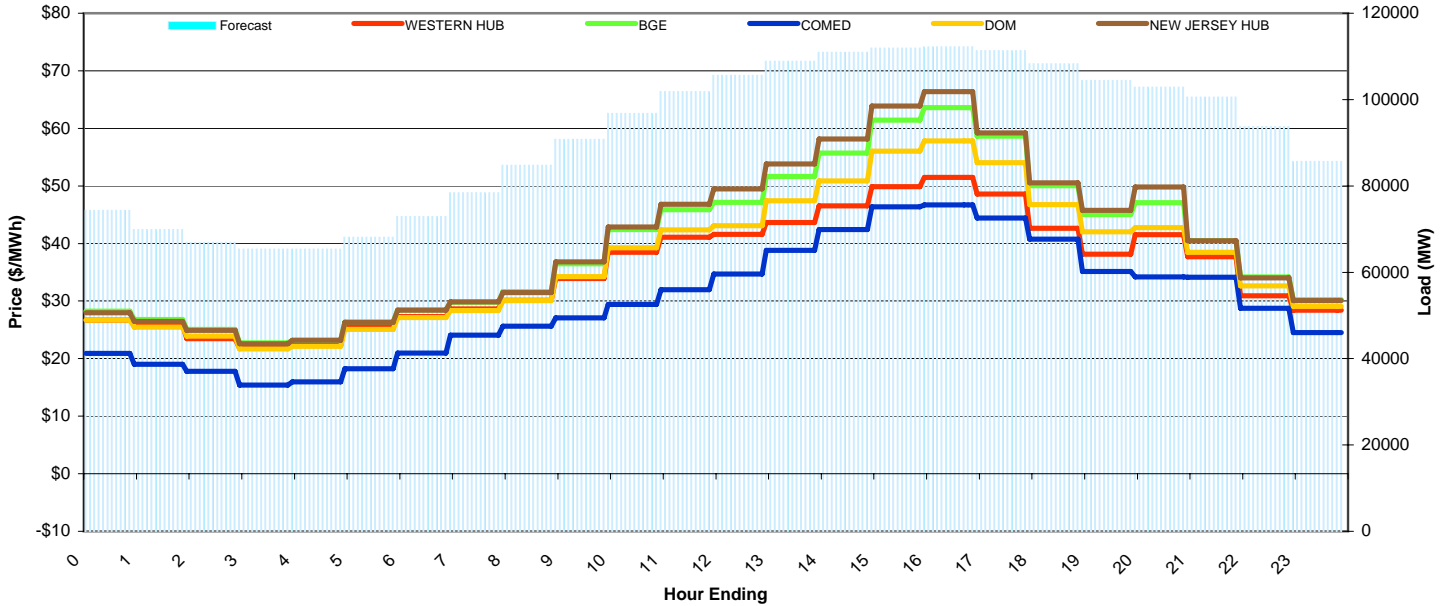
PJM Daily Report

Tuesday August 25, 2009

Price Color Codes: ≤0 ≥100 ≥200

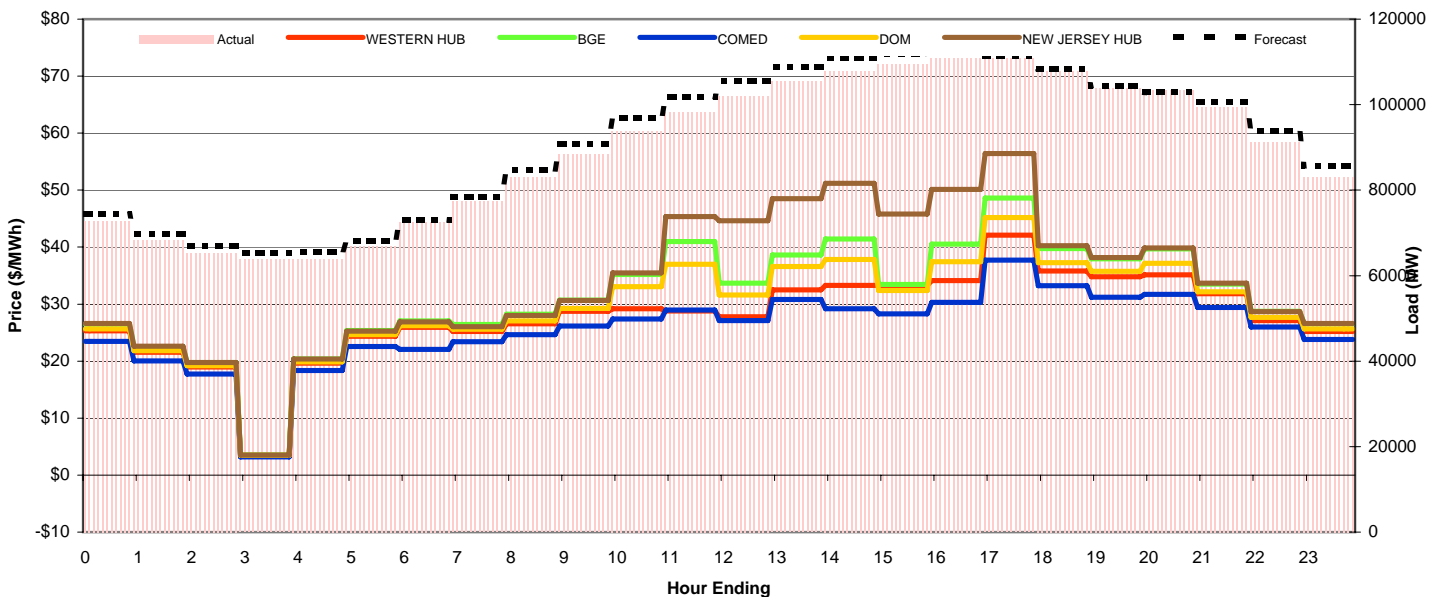
Day-Ahead Prices and Forecast Load

	HE1	HE2	HE3	HE4	HE5	HE6	HE7	HE8	HE9	HE10	HE11	HE12	HE13	HE14	HE15	HE16	HE17	HE18	HE19	HE20	HE21	HE22	HE23	HE24	avg all/peak
WESTERN HUB	26.71	25.85	23.45	21.78	22.28	25.79	27.32	28.61	30.11	33.94	38.50	41.10	41.60	43.67	46.55	49.86	51.46	48.61	42.63	38.15	41.55	37.68	30.91	28.39	35 / 40
BGE	28.221	26.814	25.083	22.747	23.193	26.349	28.469	29.798	31.657	36.487	42.43	45.853	47.168	51.669	55.707	61.41	63.586	58.663	50.035	45.022	47.068	40.491	34.202	30.262	40 / 46
COMED	20.889	19.041	17.812	15.424	15.985	18.259	20.963	24.069	25.614	27.094	29.409	31.964	34.668	38.809	42.43	46.365	46.715	44.414	40.759	35.141	34.214	34.15	28.723	24.507	30 / 35
DOM	26.689	25.441	23.918	21.685	22.148	25.052	27.11	28.384	30.097	34.274	39.258	42.37	43.108	47.403	50.883	56.029	57.84	54.066	46.753	42.029	42.767	38.486	32.627	29.06	37 / 43
NEW JERSEY HUB	27.97	26.48	24.90	22.59	23.21	26.31	28.39	29.86	31.47	36.79	42.87	46.80	49.47	53.82	58.14	63.88	66.40	59.22	50.51	45.75	49.83	40.45	34.05	30.08	40 / 47
DA Forecast	74.3	69.9	66.9	65.4	65.4	68.1	72.9	78.4	84.8	90.8	96.8	101.8	105.6	108.9	111.0	111.9	112.2	111.3	108.3	104.5	102.9	100.6	93.8	85.7	91 / 101



Preliminary Real-Time Prices with Forecasted and Actual System Load

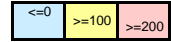
	HE1	HE2	HE3	HE4	HE5	HE6	HE7	HE8	HE9	HE10	HE11	HE12	HE13	HE14	HE15	HE16	HE17	HE18	HE19	HE20	HE21	HE22	HE23	HE24	avg all/peak
WESTERN HUB	25.32	21.58	18.95	3.41	19.64	24.35	25.95	25.18	26.57	28.72	29.16	28.78	27.79	32.49	33.27	33.27	34.11	42.10	35.83	34.81	35.12	31.85	27.14	25.22	28 / 32
BGE	26.499	22.522	19.749	3.5463	20.396	25.347	27.056	26.456	28.217	30.718	35.196	40.999	33.663	38.612	41.444	33.43	40.544	48.638	39.749	37.969	39.702	33.528	28.719	26.569	31 / 36
COMED	23.462	20.015	17.726	3.1891	18.335	22.56	22.069	23.389	24.653	26.136	27.38	28.938	27.125	30.814	29.169	28.295	30.334	37.74	33.239	31.193	31.716	29.386	25.991	23.788	26 / 29
DOM	25.651	21.852	19.205	3.4531	19.854	24.628	26.218	25.589	27.056	29.247	33.038	36.98	31.587	36.574	37.82	32.405	37.462	45.204	37.292	35.778	37.186	32.166	27.666	25.658	30 / 34
NEW JERSEY HUB	26.61	22.60	19.78	3.55	20.39	25.25	26.91	26.07	28.01	30.66	35.47	45.33	44.65	48.48	51.18	45.81	50.15	56.43	40.24	38.19	39.87	33.67	28.69	26.61	34 / 40
Percent Forecast	-2.21	-2.25	-2.44	-2.47	-2.30	-1.86	-0.63	-1.47	-2.22	-2.76	-3.14	-3.51	-3.52	-3.32	-2.93	-2.17	-1.19	-0.50	-0.41	-0.60	0.53	-1.13	-2.67	-3.13	
RTLoad	72.727	68.332	65.303	63.798	63.933	66.871	72.478	77.307	82.918	88.354	93.844	98.362	102.02	105.39	107.82	109.53	110.9	110.77	107.81	103.84	103.41	99.456	91.351	83.064	



PJM Daily Report

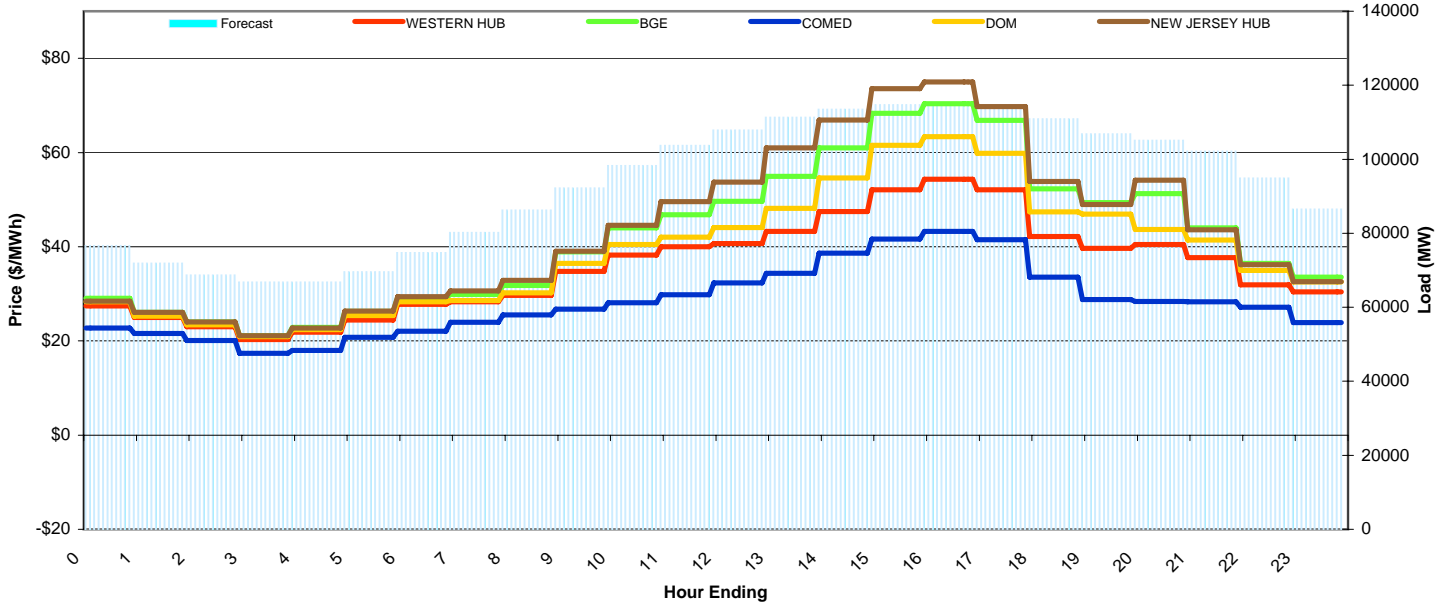
Wednesday August 26, 2009

Price Color Codes:



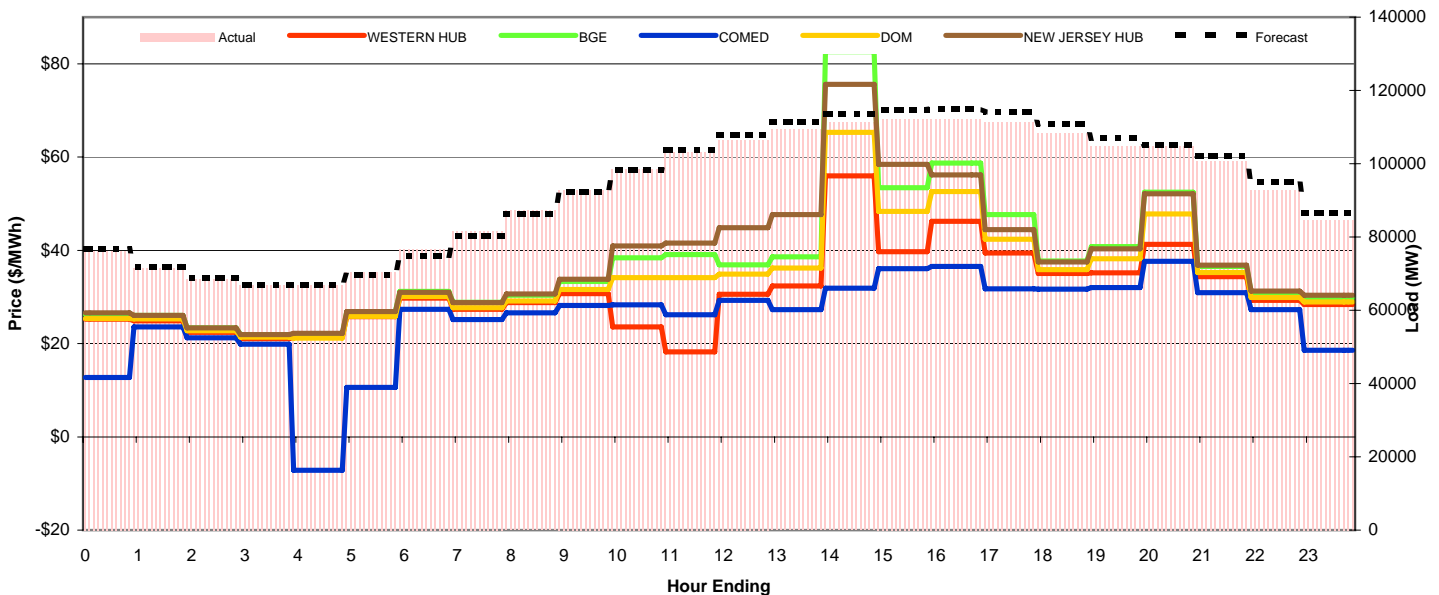
Day-Ahead Prices and Forecast Load

	HE1	HE2	HE3	HE4	HE5	HE6	HE7	HE8	HE9	HE10	HE11	HE12	HE13	HE14	HE15	HE16	HE17	HE18	HE19	HE20	HE21	HE22	HE23	HE24	avg all/peak
WESTERN HUB	27.41	24.96	23.01	20.32	21.88	24.45	27.73	28.33	29.66	34.74	38.25	40.01	40.70	43.28	47.49	52.07	54.30	52.11	42.17	39.63	40.49	37.69	31.89	30.43	36 / 41
BGE	29.065	26.048	24.017	21.136	22.899	26.288	29.219	29.853	31.782	38.913	43.97	46.811	49.648	54.932	61.022	68.295	70.382	66.804	52.292	49.384	51.24	43.982	36.477	33.566	42 / 50
COMED	22.736	21.555	20.083	17.337	17.99	20.74	22.042	23.974	25.516	26.763	28.095	29.787	32.307	34.349	38.641	41.595	43.273	41.501	33.526	28.778	28.402	28.326	27.129	23.904	28 / 32
DOM	28.303	25.273	23.383	20.913	22.422	25.4	28.287	28.573	30.227	36.475	40.496	42.043	44.086	48.124	54.634	61.51	63.4	59.853	47.381	46.948	43.655	41.392	34.983	32.488	39 / 45
NEW JERSEY HUB	28.45	26.06	24.00	21.08	22.71	26.35	29.36	30.60	32.86	39.06	44.52	49.61	53.75	60.99	66.91	73.58	75.01	69.75	53.84	48.97	54.12	43.60	36.17	32.57	43 / 52
DA Forecast	76.7	71.9	68.8	66.9	66.9	69.7	74.8	80.2	86.3	92.2	98.4	103.8	107.9	111.3	113.6	114.8	115.0	114.1	110.9	106.9	105.1	102.2	94.9	86.6	93 / 104



Preliminary Real-Time Prices with Forecasted and Actual System Load

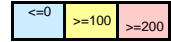
	HE1	HE2	HE3	HE4	HE5	HE6	HE7	HE8	HE9	HE10	HE11	HE12	HE13	HE14	HE15	HE16	HE17	HE18	HE19	HE20	HE21	HE22	HE23	HE24	avg all/peak
WESTERN HUB	25.24	24.90	22.38	21.01	21.36	25.78	29.72	27.33	28.80	30.72	23.55	18.19	30.60	32.38	55.97	39.68	46.24	39.46	35.03	35.19	41.30	34.32	29.30	28.41	31 / 34
BGE	26.277	26.033	23.369	21.918	21.96	26.766	31.192	28.842	30.402	33.345	38.413	39.072	36.914	38.6	82.559	53.404	58.688	47.656	37.74	40.77	52.437	36.514	30.888	29.802	37 / 43
COMED	12.747	23.557	21.245	19.866	-7.135	10.637	27.35	25.183	26.61	28.176	28.303	26.203	29.286	27.268	31.909	36.042	36.56	31.768	31.698	32.032	37.661	30.95	27.26	18.594	26 / 30
DOM	25.371	25.309	22.775	21.371	21.177	25.821	30.083	27.724	29.115	31.628	34.141	34.115	34.889	36.189	65.278	48.323	52.617	42.41	35.86	38.19	47.815	35.258	29.869	28.933	34 / 39
NEW JERSEY HUB	26.57	26.07	23.35	21.93	22.23	26.84	31.02	28.82	30.65	33.81	40.93	41.58	44.87	47.67	75.60	58.42	56.15	44.45	37.49	40.29	52.09	36.82	31.29	30.33	38 / 44
Percent Forecast	-0.80	-0.59	-0.46	0.06	0.22	1.08	2.51	1.83	1.11	0.67	0.16	-0.55	-1.47	-1.86	-2.05	-2.37	-2.41	-2.40	-2.35	-1.88	-0.31	-1.45	-2.16	-2.14	
RTLload	76.06	71.5	68.446	66.919	67.007	70.411	76.686	81.735	87.234	92.865	98.507	103.22	106.33	109.31	111.28	112.12	112.32	111.41	108.39	104.93	104.8	100.75	92.935	84.759	



PJM Daily Report

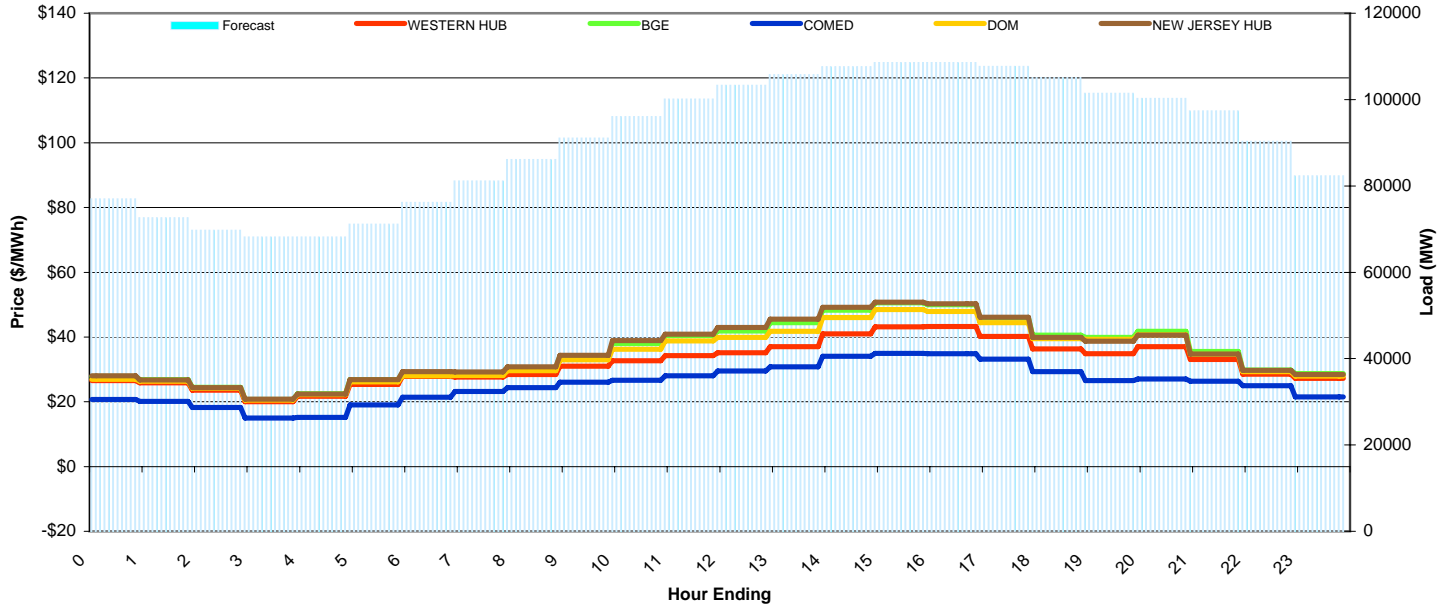
Thursday August 27, 2009

Price Color Codes:



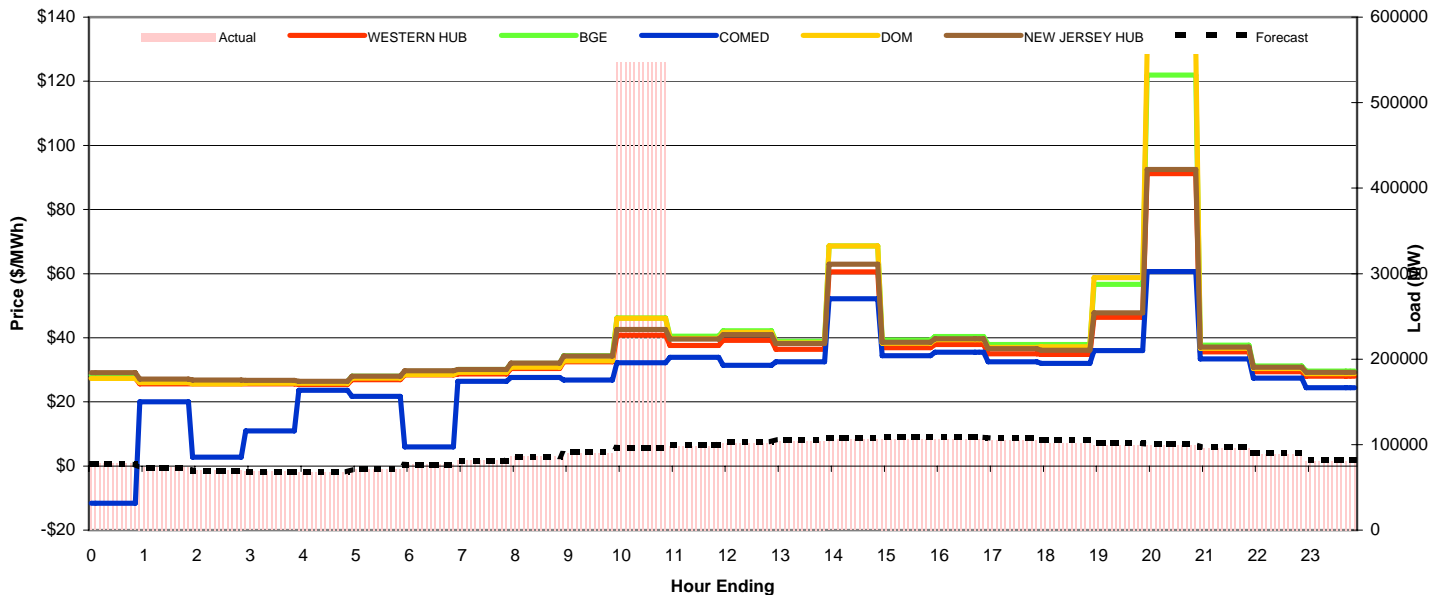
Day-Ahead Prices and Forecast Load

	HE1	HE2	HE3	HE4	HE5	HE6	HE7	HE8	HE9	HE10	HE11	HE12	HE13	HE14	HE15	HE16	HE17	HE18	HE19	HE20	HE21	HE22	HE23	HE24	avg all/peak
WESTERN HUB	26.58	25.84	23.61	20.04	21.70	25.38	27.86	27.60	28.43	30.95	32.66	34.21	35.19	37.05	40.97	43.14	43.27	40.22	36.35	34.80	37.00	33.05	28.48	27.22	32 / 35
BGE	27.81	26.879	24.513	20.74	22.52	26.846	29.014	28.884	30.477	34.192	38.045	40.454	41.824	44.405	48.333	50.522	50.005	45.909	40.608	39.846	41.778	35.526	29.814	28.689	35 / 40
COMED	20.765	20.15	18.285	14.963	15.159	19.066	21.361	23.181	24.362	26.06	26.636	28.058	29.466	30.768	34.042	34.931	34.833	33.139	29.298	26.516	27.039	26.367	24.975	21.546	25 / 29
DOM	26.928	26.306	24.169	20.536	22.191	26.181	28.054	28.175	29.659	32.977	36.189	38.822	39.879	41.721	45.968	48.446	47.884	44.448	39.465	39.296	40.699	34.67	29.299	27.926	34 / 39
NEW JERSEY HUB	28.06	26.78	24.40	20.77	22.41	26.83	29.36	29.21	30.77	34.37	38.85	40.89	42.98	45.50	49.22	50.77	50.24	46.08	39.84	38.71	40.62	34.80	29.68	28.38	35 / 40
DA Forecast	77.0	72.7	69.7	68.2	68.2	71.1	76.2	81.1	86.1	91.1	96.1	100.1	103.3	105.8	107.6	108.6	108.6	107.7	105.1	101.5	100.3	97.4	90.3	82.3	91 / 99



Preliminary Real-Time Prices with Forecasted and Actual System Load

	HE1	HE2	HE3	HE4	HE5	HE6	HE7	HE8	HE9	HE10	HE11	HE12	HE13	HE14	HE15	HE16	HE17	HE18	HE19	HE20	HE21	HE22	HE23	HE24	avg all/peak
WESTERN HUB	27.43	25.63	25.58	25.60	25.38	26.95	28.45	28.67	30.38	32.51	40.79	37.61	39.20	36.43	60.52	36.87	37.89	35.02	34.82	46.34	91.15	35.60	29.42	28.01	36 / 41
BGE	28.339	26.769	26.407	26.45	26.343	28.047	29.518	30.108	31.991	34.443	46.153	40.481	42.141	38.939	68.612	39.319	40.408	37.895	37.895	56.685	121.93	37.668	31.173	29.635	40 / 46
COMED	-11.59	20.051	2.716	10.924	23.591	21.765	5.9121	26.405	27.564	26.806	32.227	33.891	31.398	32.508	52.126	34.38	35.491	32.466	32.041	35.958	60.664	33.397	27.378	24.443	27 / 35
DOM	27.293	26.046	25.605	25.774	25.81	27.365	28.554	29.245	30.845	32.836	46.037	39.748	41.667	38.38	68.64	38.263	39.406	36.962	37.226	58.711	130.07	36.696	30.391	28.82	40 / 46
NEW JERSEY HUB	29.07	27.07	26.79	26.73	26.40	27.96	29.72	30.08	32.10	34.34	42.62	39.56	40.95	38.22	62.90	38.61	39.69	36.62	36.11	47.80	92.47	37.11	30.81	29.23	38 / 42
Percent Forecast	1.09	0.72	0.49	0.23	0.14	0.20	1.65	1.09	0.38	-0.34	82.45	-1.45	-1.35	-1.25	-1.42	-1.84	-2.24	-2.53	-3.10	-2.18	-0.59	-1.81	-1.86	-1.16	
RTLoad	77.833	73.199	70.065	68.326	68.288	71.282	77.453	82.019	86.471	90.763	547.32	98.683	101.94	104.46	106.09	106.61	106.21	105.06	101.95	99.309	99.705	95.664	88.688	81.38	



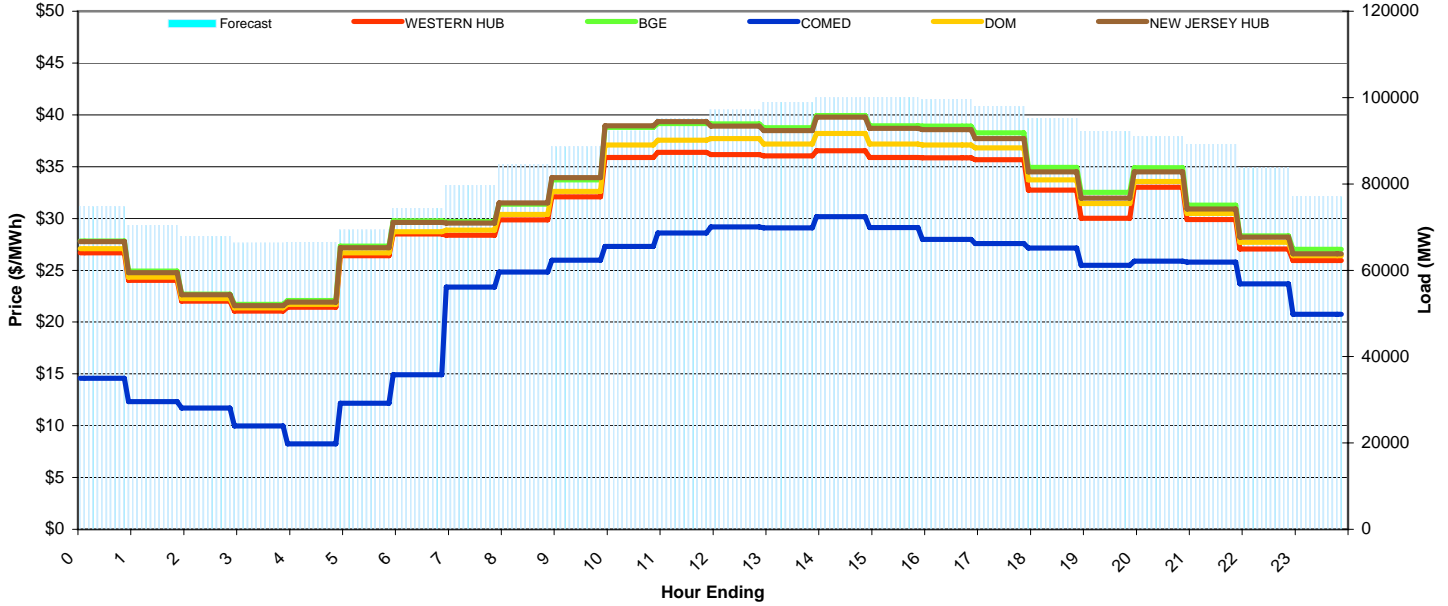
PJM Daily Report

Friday August 28, 2009

Price Color Codes: ≤0 ≥100 ≥200

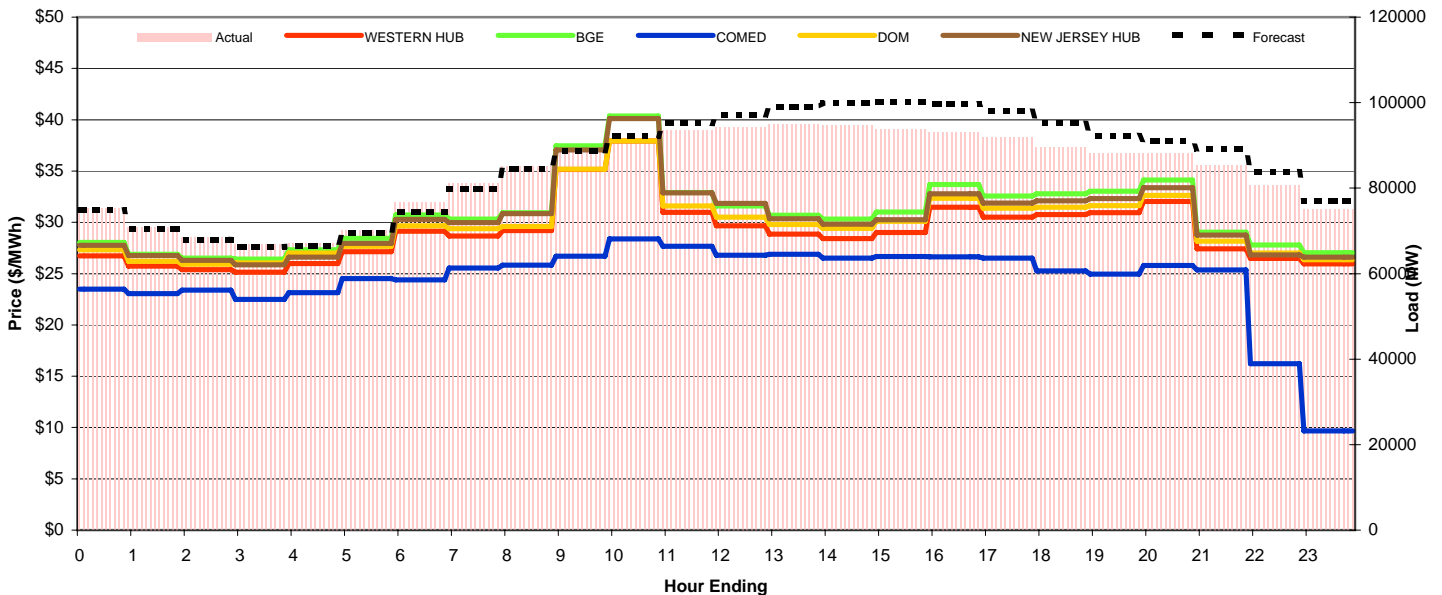
Day-Ahead Prices and Forecast Load

	HE1	HE2	HE3	HE4	HE5	HE6	HE7	HE8	HE9	HE10	HE11	HE12	HE13	HE14	HE15	HE16	HE17	HE18	HE19	HE20	HE21	HE22	HE23	HE24	avg all/peak
WESTERN HUB	26.69	24.02	22.02	21.06	21.45	26.42	28.51	28.38	29.86	32.08	35.88	36.39	36.18	36.05	36.55	35.88	35.85	35.67	32.73	30.01	33.00	29.89	27.05	25.96	30 / 33
BGE	27.832	24.927	22.711	21.698	22.078	27.325	29.757	29.711	31.392	33.732	38.778	39.167	39.121	38.768	39.923	38.938	38.918	38.278	34.94	32.509	34.883	31.282	28.327	27.011	32 / 36
COMED	14.592	12.321	11.697	9.9715	8.2507	12.154	14.909	23.385	24.84	25.965	27.302	28.594	29.174	29.096	30.163	29.118	27.975	27.581	27.159	25.487	25.877	25.801	23.686	20.766	22 / 27
DOM	27.096	24.351	22.28	21.384	21.707	26.673	28.731	28.874	30.397	32.605	37.082	37.561	37.721	37.173	38.205	37.185	37.1	36.82	33.72	31.428	33.558	30.467	27.688	26.39	31 / 34
NEW JERSEY HUB	27.78	24.77	22.65	21.58	21.93	27.17	29.63	29.56	31.49	33.95	38.93	39.36	38.93	38.48	39.78	38.71	38.58	37.71	34.49	31.97	34.51	30.91	28.20	26.58	32 / 35
DA Forecast	74.8	70.5	67.9	66.3	66.5	69.4	74.4	79.8	84.5	88.6	92.3	95.2	97.2	99.0	100.0	100.1	99.6	98.0	95.2	92.2	91.0	89.2	83.9	77.1	86 / 93



Preliminary Real-Time Prices with Forecasted and Actual System Load

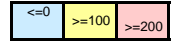
	HE1	HE2	HE3	HE4	HE5	HE6	HE7	HE8	HE9	HE10	HE11	HE12	HE13	HE14	HE15	HE16	HE17	HE18	HE19	HE20	HE21	HE22	HE23	HE24	avg all/peak
WESTERN HUB	26.72	25.73	25.41	25.13	25.97	27.14	29.15	28.65	29.21	35.16	37.92	30.98	29.66	28.86	28.43	29.01	31.47	30.49	30.75	30.95	32.05	27.43	26.49	25.96	29 / 30
BGE	28.031	26.891	26.514	26.419	27.334	28.437	30.726	30.323	30.956	37.475	40.374	32.918	31.59	30.706	30.322	31.017	33.696	32.56	32.79	33.026	34.123	29.026	27.786	27.033	31 / 32
COMED	23.477	23.046	23.405	22.485	23.14	24.514	24.401	25.538	25.838	26.697	28.397	27.656	26.808	26.874	26.526	26.664	26.633	26.514	25.265	24.953	25.789	25.359	16.209	9.6791	24 / 26
DOM	27.337	26.205	25.914	26.044	27.001	27.674	29.671	29.391	29.608	35.187	37.924	31.587	30.506	29.787	29.424	30.099	32.352	31.394	31.479	31.641	32.642	28.173	26.998	26.345	30 / 31
NEW JERSEY HUB	27.76	26.75	26.28	25.86	26.60	27.96	30.30	29.99	30.86	37.05	40.10	32.88	31.85	30.36	29.81	30.26	32.78	31.88	32.08	32.33	33.38	28.76	26.84	26.62	30 / 32
Percent Forecast	0.43	0.53	0.72	0.70	0.94	1.17	2.82	1.75	0.65	-0.30	-1.03	-1.81	-2.99	-4.25	-5.65	-6.81	-6.96	-6.67	-6.38	-4.64	-3.16	-4.46	-3.94	-2.63	
RTLoad	75.147	70.859	68.402	66.787	67.117	70.212	76.566	81.188	85.051	88.359	91.325	93.467	94.339	94.921	94.613	93.718	93.121	91.845	89.513	88.121	88.213	85.425	80.671	75.102	



PJM Daily Report

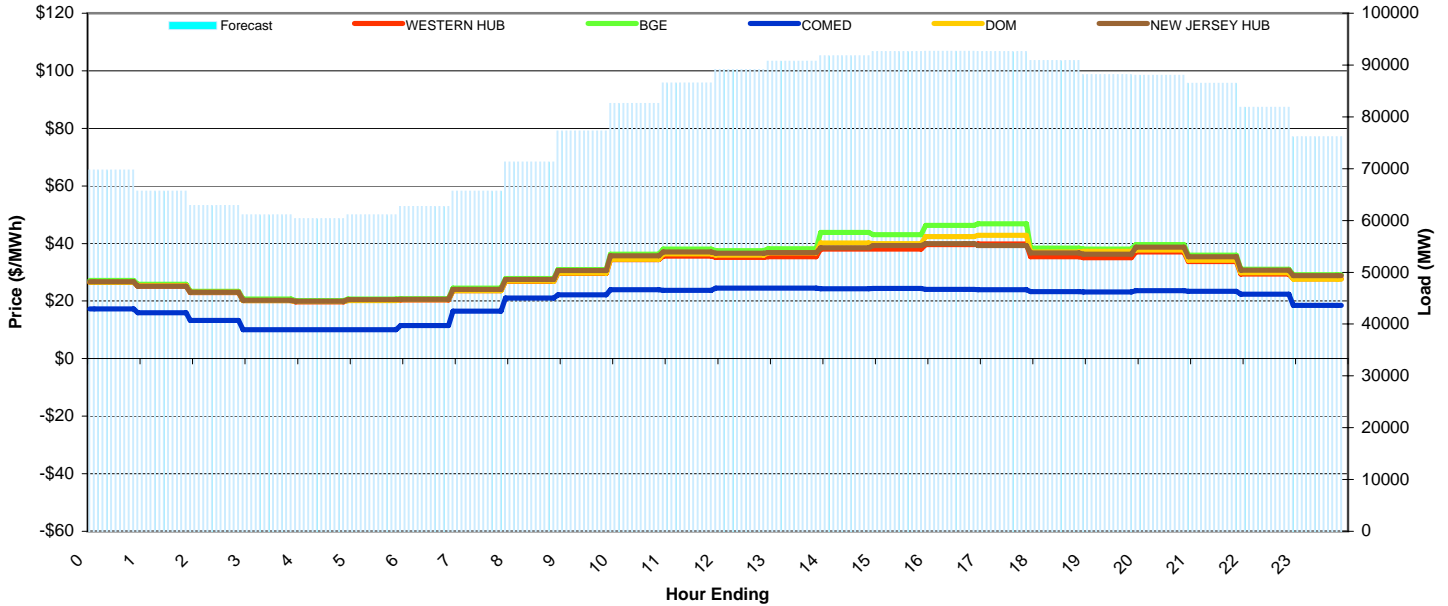
Saturday August 29, 2009

Price Color Codes:



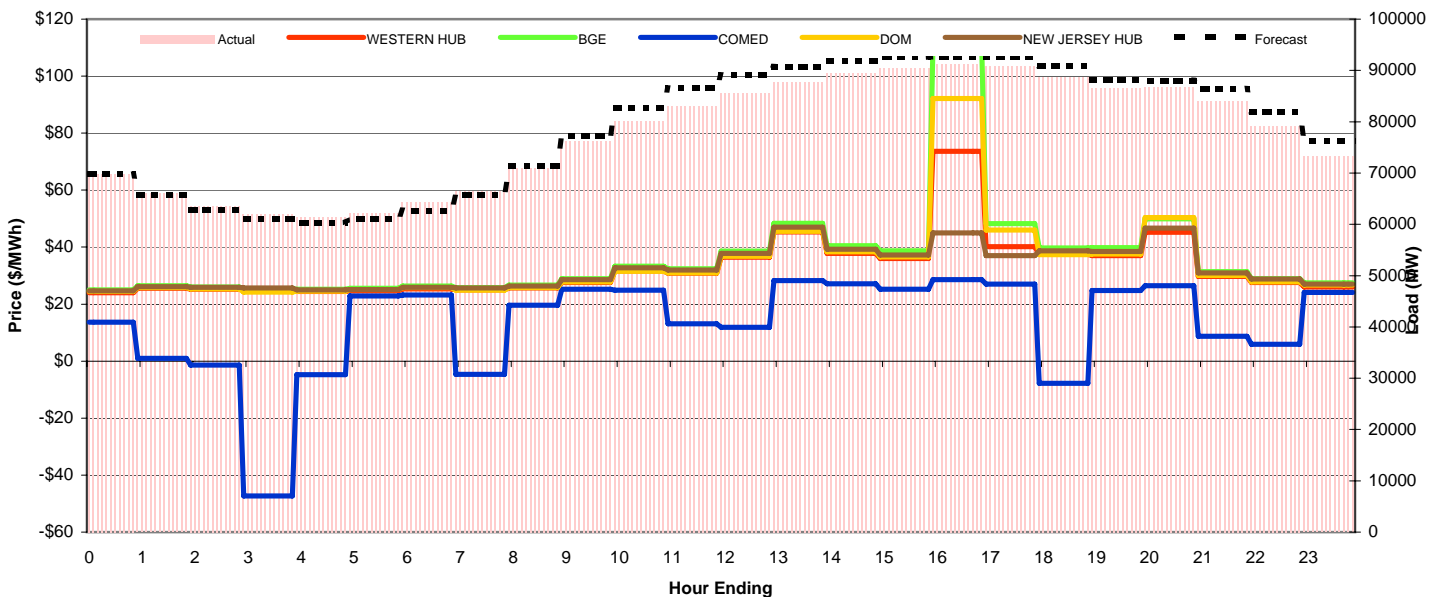
Day-Ahead Prices and Forecast Load

	HE1	HE2	HE3	HE4	HE5	HE6	HE7	HE8	HE9	HE10	HE11	HE12	HE13	HE14	HE15	HE16	HE17	HE18	HE19	HE20	HE21	HE22	HE23	HE24	avg all/peak
WESTERN HUB	26.55	25.22	22.90	20.15	19.75	20.27	20.37	23.60	26.87	29.56	34.35	35.64	35.20	35.38	38.01	38.05	39.64	39.85	35.41	35.06	37.06	33.72	29.34	27.69	30 / 34
BGE	27.12	25.814	23.42	20.665	20.138	20.676	20.848	24.478	27.873	30.908	36.297	38.093	37.546	38.183	43.853	43.052	46.254	46.84	38.394	38.048	39.602	35.974	31.071	29.139	33 / 37
COMED	17.317	15.943	13.301	10.06	10.042	9.9887	11.451	16.536	21.092	22.148	23.963	23.77	24.53	24.464	24.278	24.346	24.021	23.922	23.272	23.166	23.644	23.439	22.412	18.525	20 / 23
DOM	26.48	25.374	22.996	20.194	19.822	20.206	20.522	23.604	26.911	29.696	34.451	36.356	35.95	36.678	40.228	39.968	42.359	42.811	37.021	37.331	37.693	34.21	29.806	27.595	31 / 35
NEW JERSEY HUB	26.69	25.21	23.07	20.32	19.92	20.48	20.64	24.00	27.54	30.62	35.69	37.05	36.66	36.88	38.54	39.24	39.91	39.31	36.73	36.33	38.73	35.35	30.76	28.82	31 / 35
DA Forecast	69.7	65.7	62.9	61.1	60.3	61.1	62.7	65.7	71.3	77.3	82.6	86.6	89.1	90.7	91.8	92.6	92.6	92.6	90.9	88.1	88.0	86.4	81.8	76.2	79 / 86



Preliminary Real-Time Prices with Forecasted and Actual System Load

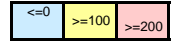
	HE1	HE2	HE3	HE4	HE5	HE6	HE7	HE8	HE9	HE10	HE11	HE12	HE13	HE14	HE15	HE16	HE17	HE18	HE19	HE20	HE21	HE22	HE23	HE24	avg all/peak
WESTERN HUB	24.03	25.57	25.22	25.06	24.45	24.63	25.31	24.99	25.64	27.59	31.63	30.80	36.50	45.31	37.78	35.96	73.63	40.13	37.42	37.03	45.23	29.72	27.54	25.98	33 / 37
BGE	25.01	26.437	26.041	25.346	25.176	25.6	26.361	25.741	26.731	28.918	33.271	32.386	38.536	48.412	40.501	38.705	111.13	48.262	39.726	39.876	49.954	31.45	28.943	27.438	36 / 41
COMED	13.64	0.9437	-1.394	-47.37	-4.765	22.909	23.253	-4.695	19.62	25.218	24.845	13.129	11.839	28.234	27.134	25.188	28.605	27.072	-7.825	24.751	26.483	8.722	5.9253	24.066	13 / 18
DOM	24.436	25.741	25.311	24.25	24.514	25.112	25.733	24.849	25.842	27.82	31.512	30.937	36.742	45.583	38.405	36.604	92.123	45.956	37.362	37.558	50.408	30.093	27.828	26.668	34 / 39
NEW JERSEY HUB	24.64	26.14	25.85	25.67	24.98	25.11	25.90	25.65	26.36	28.54	32.78	31.95	37.86	46.96	39.28	37.26	44.96	37.07	38.75	38.45	46.63	30.95	28.78	27.03	32 / 36
Percent Forecast	0.00	0.55	1.11	1.58	1.77	1.84	2.57	1.34	-0.42	-1.41	-2.94	-4.24	-4.14	-3.44	-2.57	-2.29	-1.48	-1.93	-2.42	-1.87	-1.50	-2.78	-3.47	-4.06	
RTLoad	69.735	66.016	63.581	62.066	61.432	62.209	64.368	66.546	70.978	76.205	80.211	83.039	85.59	87.709	89.479	90.509	91.28	90.83	88.712	86.513	86.73	84.111	79.096	73.217	



PJM Daily Report

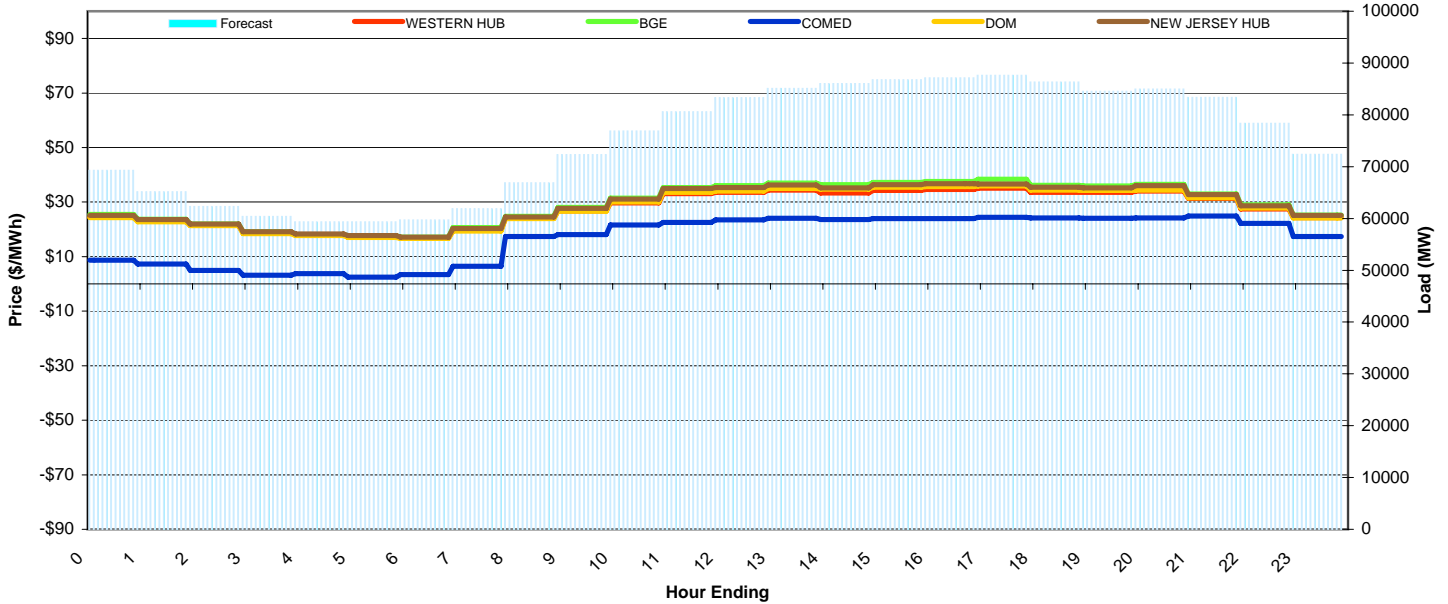
Sunday August 30, 2009

Price Color Codes:



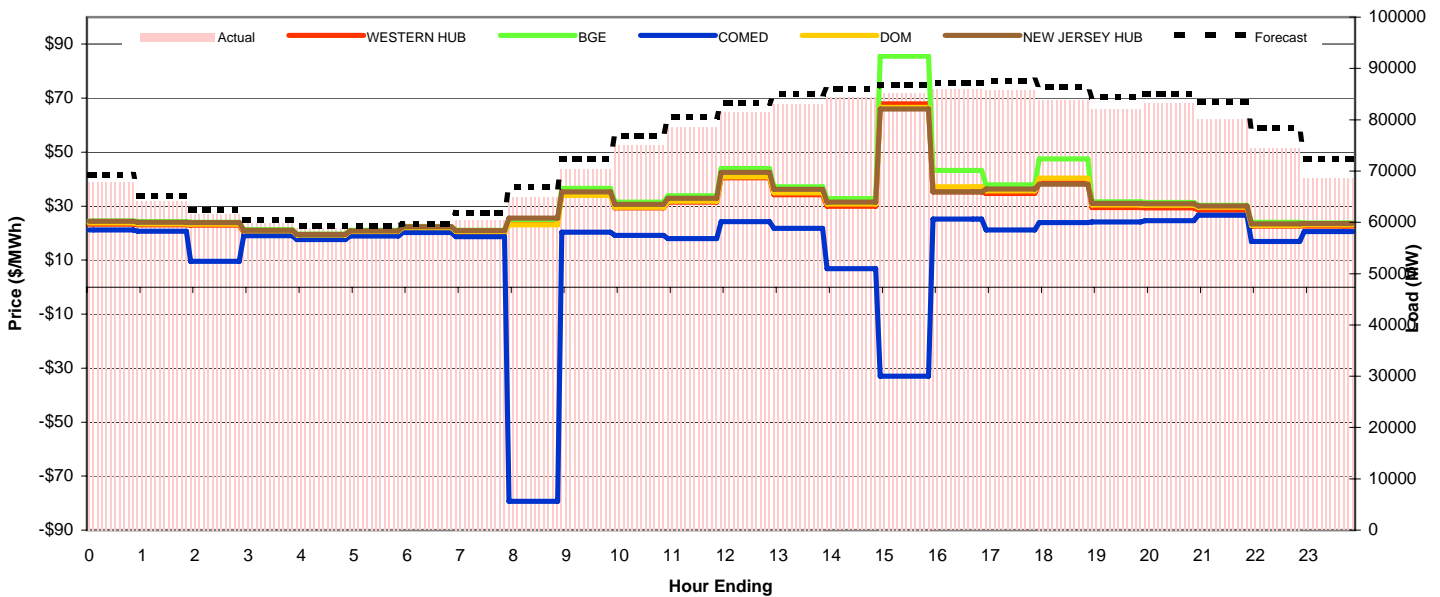
Day-Ahead Prices and Forecast Load

	HE1	HE2	HE3	HE4	HE5	HE6	HE7	HE8	HE9	HE10	HE11	HE12	HE13	HE14	HE15	HE16	HE17	HE18	HE19	HE20	HE21	HE22	HE23	HE24	avg all/peak
WESTERN HUB	24.45	22.97	21.53	18.77	17.98	17.36	16.81	19.77	24.08	26.75	29.74	33.12	33.56	34.35	33.32	34.30	34.58	35.05	33.62	33.58	34.06	31.29	27.53	24.30	28 / 31
BGE	25.45	23.722	21.9	19.19	18.013	17.752	17.143	20.717	24.812	28.072	31.481	35.382	35.984	36.989	36.398	37.2	37.548	38.338	36.16	35.951	36.505	33.031	29.042	25.237	29 / 33
COMED	8.6698	7.3161	4.9233	3.175	3.7558	2.4706	3.3814	6.4662	17.37	18.054	21.653	22.506	23.456	24.064	23.547	23.937	23.988	24.394	24.235	24.115	24.141	24.924	22.187	17.355	17 / 22
DOM	24.257	22.801	21.34	18.429	17.742	17.047	16.636	19.347	23.923	26.673	30.003	33.539	34.068	34.969	34.776	35.43	35.636	35.98	34.354	34.303	34.369	31.525	27.877	24.132	28 / 32
NEW JERSEY HUB	25.09	23.59	21.93	19.13	18.27	17.72	17.14	20.30	24.56	27.65	31.06	34.96	35.34	36.27	35.24	36.45	36.78	36.66	35.47	35.23	36.00	32.78	28.70	25.17	29 / 33
DA Forecast	69.3	65.2	62.3	60.4	59.3	59.3	59.8	61.9	66.9	72.3	76.9	80.6	83.3	85.1	86.1	86.8	87.2	87.7	86.4	84.5	85.0	83.4	78.4	72.4	75 / 81



Preliminary Real-Time Prices with Forecasted and Actual System Load

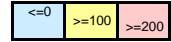
	HE1	HE2	HE3	HE4	HE5	HE6	HE7	HE8	HE9	HE10	HE11	HE12	HE13	HE14	HE15	HE16	HE17	HE18	HE19	HE20	HE21	HE22	HE23	HE24	avg all/peak
WESTERN HUB	23.32	23.06	23.00	20.35	18.81	20.09	21.56	20.11	24.79	34.23	29.40	31.45	40.51	34.23	29.94	67.82	35.29	34.73	38.62	29.45	29.37	28.53	22.56	22.65	29 / 33
BGE	24.537	24.215	23.982	21.32	19.693	21.015	22.538	21.051	25.071	36.589	31.454	33.877	43.975	37.136	32.793	85.558	43.281	37.904	47.529	31.561	31.422	30.307	24.021	23.751	32 / 37
COMED	21.2	20.71	9.5551	19.08	17.648	18.932	20.25	18.7	-79.35	20.392	19.122	18.032	24.231	21.751	6.8877	-32.94	25.217	21.16	23.939	24.132	24.662	26.655	16.904	20.577	14 / 11
DOM	23.801	23.483	23.268	20.836	19.278	20.591	22.053	20.587	23.028	33.976	29.624	31.845	40.909	34.94	30.799	66.582	37.151	35.684	40.374	30.416	30.263	29.552	22.863	23.088	30 / 34
NEW JERSEY HUB	24.32	24.05	23.87	21.09	19.51	20.84	22.38	20.93	25.59	35.30	30.71	32.95	42.49	36.17	31.53	66.00	35.27	36.39	38.18	31.03	30.88	30.05	23.49	23.53	30 / 34
Percent Forecast	-2.00	-1.61	-1.27	-1.01	-0.78	-0.92	-0.33	-2.25	-3.01	-2.73	-2.45	-2.41	-2.24	-2.41	-2.06	-1.84	-1.50	-2.27	-3.10	-3.04	-2.05	-4.00	-5.34	-5.59	
RTLoad	67.926	64.125	61.552	59.827	58.89	58.784	59.557	60.522	64.934	70.411	75.053	78.684	81.468	83.095	84.328	85.197	85.878	85.727	83.773	82.043	83.296	80.194	74.41	68.561	



PJM Daily Report

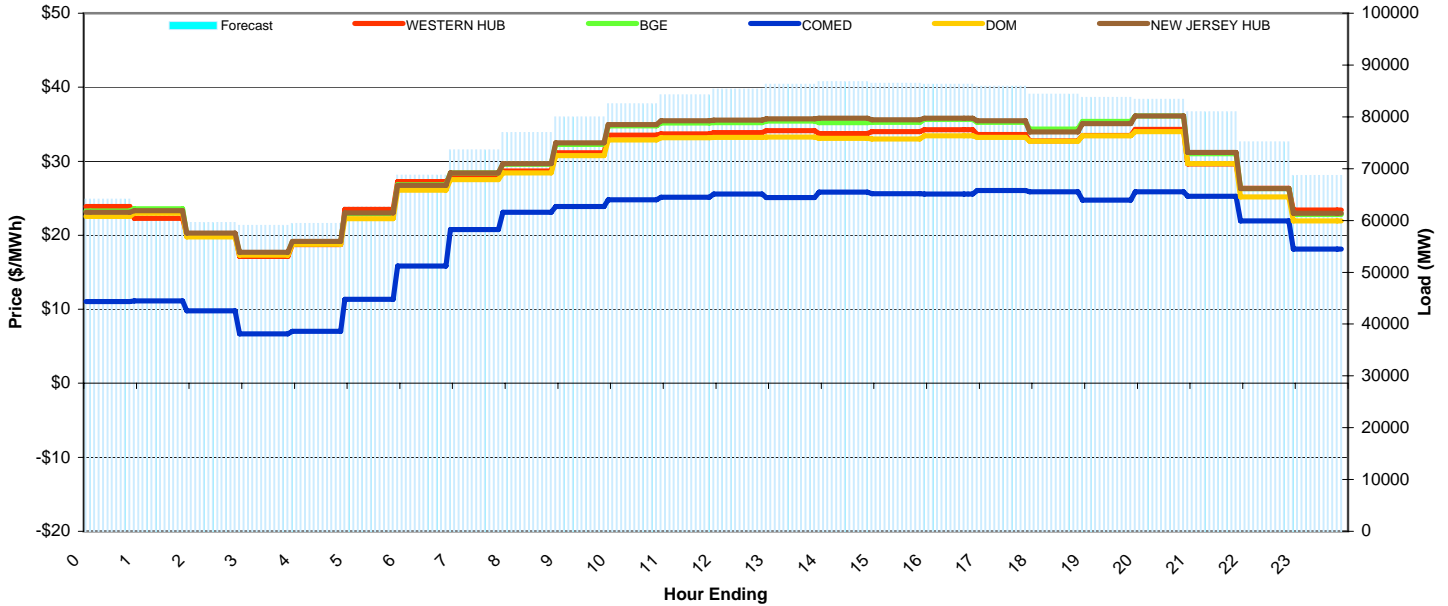
Monday August 31, 2009

Price Color Codes:



Day-Ahead Prices and Forecast Load

	HE1	HE2	HE3	HE4	HE5	HE6	HE7	HE8	HE9	HE10	HE11	HE12	HE13	HE14	HE15	HE16	HE17	HE18	HE19	HE20	HE21	HE22	HE23	HE24	avg all/peak
WESTERN HUB	23.89	22.29	20.14	17.16	18.76	23.50	27.26	27.86	28.70	31.14	33.54	33.72	33.89	34.11	33.73	33.99	34.28	33.63	32.73	33.48	34.29	29.64	26.35	23.41	29 / 32
BGE	23.286	23.597	20.126	17.587	19.097	22.926	26.846	28.412	29.578	32.268	34.76	35.171	35.217	35.424	35.234	35.268	35.642	35.276	34.334	35.375	36.124	31.009	26.313	22.815	30 / 33
COMED	11.023	11.129	9.7722	6.6667	7.0162	11.351	15.826	20.775	23.088	23.885	24.798	25.133	25.57	25.082	25.842	25.629	25.578	26.066	25.862	24.768	25.865	25.255	21.939	18.141	20 / 25
DOM	22.543	22.973	19.781	17.3	18.799	22.253	26.095	27.505	28.409	30.747	32.864	33.187	33.238	33.268	33.079	33.02	33.426	33.227	32.695	33.422	34.011	29.672	25.202	21.959	28 / 32
NEW JERSEY HUB	23.10	23.33	20.28	17.69	19.16	23.04	26.74	28.41	29.66	32.47	34.95	35.48	35.56	35.75	35.81	35.61	35.83	35.49	33.97	35.09	36.11	31.19	26.32	23.00	30 / 34
DA Forecast	64.1	61.2	59.6	59.1	59.4	62.6	68.7	73.6	77.0	80.0	82.5	84.3	85.3	86.3	86.8	86.5	86.3	85.9	84.4	83.7	83.4	81.0	75.2	68.7	76 / 83



Preliminary Real-Time Prices with Forecasted and Actual System Load

	HE1	HE2	HE3	HE4	HE5	HE6	HE7	HE8	HE9	HE10	HE11	HE12	HE13	HE14	HE15	HE16	HE17	HE18	HE19	HE20	HE21	HE22	HE23	HE24	avg all/peak
WESTERN HUB	20.06	20.76	10.03	2.31	19.23	22.25	25.00	25.14	25.80	26.11	27.76	27.70	28.07	28.13	26.72	26.35	26.56	26.44	26.39	26.47	28.04	26.42	18.99	0.00	23 / 26
BGE	20.634	21.633	10.428	2.3902	19.927	22.715	25.838	26.143	26.871	27.212	28.935	28.97	29.376	29.454	28.09	27.773	28.009	27.872	27.768	27.806	29.457	27.665	19.754	0	24 / 28
COMED	-6.327	19.443	9.4155	2.1662	18.033	-14.51	14.023	23.077	24.053	24.185	25.683	25.781	26.105	26.231	24.91	24.48	24.654	24.567	24.558	24.494	25.388	24.084	17.786	0	18 / 24
DOM	19.924	21.346	10.296	2.3581	19.655	21.919	25.089	25.356	25.949	26.181	27.833	27.862	28.259	28.349	26.931	26.572	26.835	26.759	26.752	26.784	28.3	26.666	19.138	0	23 / 27
NEW JERSEY HUB	20.75	21.32	10.30	2.36	19.70	22.88	25.57	25.85	26.71	27.10	28.82	28.90	29.34	29.43	27.96	27.49	27.64	27.47	27.38	27.46	29.16	27.58	19.80	0.00	23 / 27
Percent Forecast	-0.73	-1.14	-1.35	-1.75	-1.28	-0.90	-0.22	-1.65	-2.10	-2.68	-2.70	-2.74	-2.41	-2.37	-2.37	-2.10	-1.91	-2.41	-3.05	-3.84	-1.35	-2.01	-2.80	-3.37	
RTLload	63.631	60.556	58.785	58.051	58.695	62.07	68.594	72.404	75.372	77.915	80.343	82.004	83.335	84.302	84.792	84.715	84.676	83.9	81.895	80.626	82.287	79.376	73.11	66.434	

