

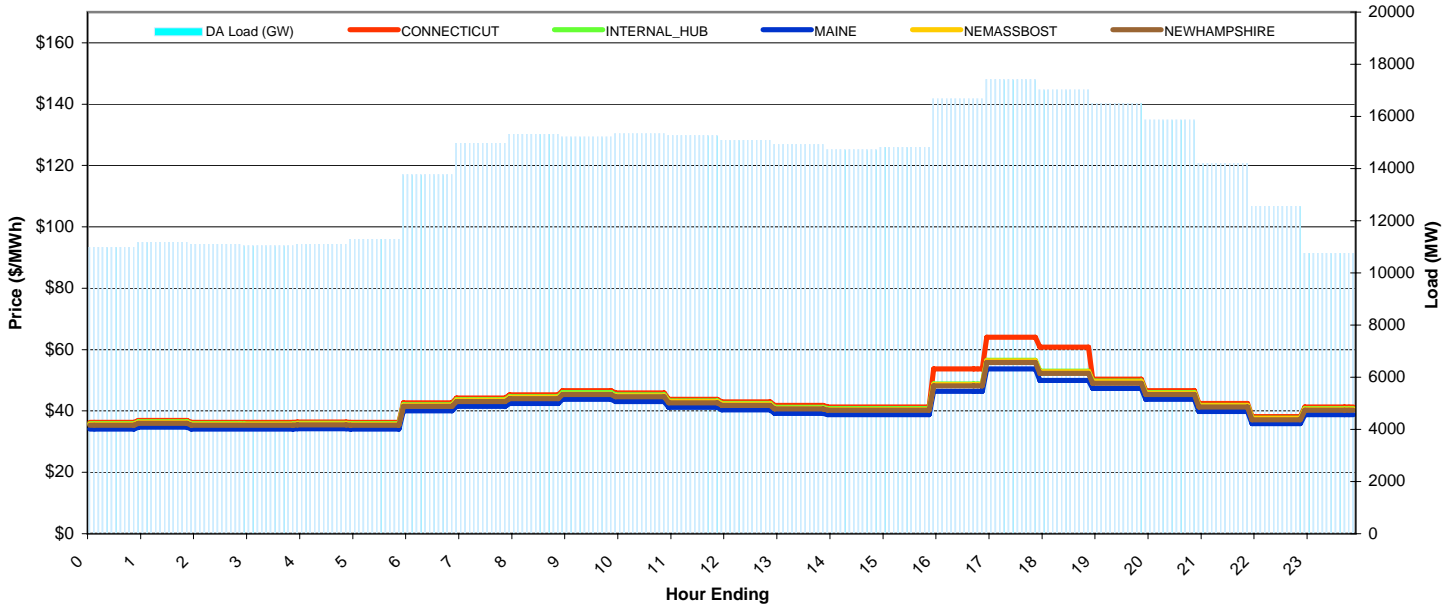
ISO-NE Daily Report

Tuesday December 01, 2009

Price Color Codes: <=0 >=100 >=200

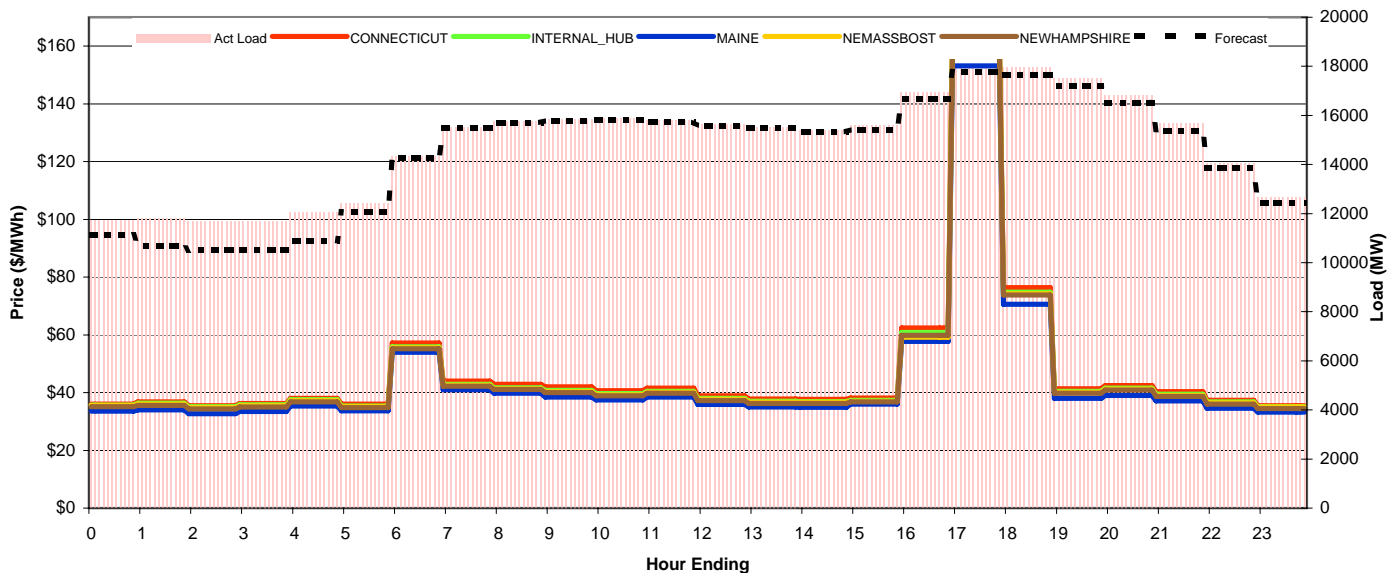
Day-Ahead Prices and Cleared Load

	HE1	HE2	HE3	HE4	HE5	HE6	HE7	HE8	HE9	HE10	HE11	HE12	HE13	HE14	HE15	HE16	HE17	HE18	HE19	HE20	HE21	HE22	HE23	HE24	avg all/peak
CONNECTICUT	36.32	36.96	36.32	36.31	36.44	36.32	42.61	44.24	45.24	46.63	45.90	43.83	43.01	41.79	41.34	41.34	53.70	64.00	60.82	50.42	46.63	42.44	38.18	41.34	44 / 47
NEMASSBOST	35.67	36.29	35.67	35.66	35.79	35.67	41.84	43.45	44.42	45.52	45	43.04	42.23	40.91	40.51	40.51	48.61	56.3	52.76	49.52	45.79	41.67	37.5	40.6	42 / 45
NEWHAMPSHIRE	35.34	35.96	35.34	35.33	35.46	35.34	41.46	43.05	44.02	45.37	44.67	42.65	41.85	40.66	40.23	40.23	48.16	55.77	52.26	49.07	45.37	41.29	37.16	40.23	42 / 44
MAINE	34.11	34.71	34.11	34.10	34.22	34.11	40.01	41.55	42.48	43.79	43.11	41.16	40.39	39.25	38.83	38.83	46.38	53.75	50.00	47.36	43.79	39.85	35.86	38.82	40 / 43
INTERNAL_HUB	35.83	36.46	35.83	35.82	35.95	35.83	42.03	43.65	44.63	46	45.29	43.24	42.43	41.23	40.79	40.79	48.85	56.57	53.01	49.75	46	41.87	37.67	40.79	43 / 45
DA Load (GW)	11.0	11.2	11.1	11.0	11.1	11.3	13.8	15.0	15.3	15.2	15.3	15.3	15.1	14.9	14.7	14.8	16.7	17.4	17.0	16.5	15.9	14.2	12.6	10.8	



Preliminary Real-Time Prices with Forecasted and Actual System Load

	HE1	HE2	HE3	HE4	HE5	HE6	HE7	HE8	HE9	HE10	HE11	HE12	HE13	HE14	HE15	HE16	HE17	HE18	HE19	HE20	HE21	HE22	HE23	HE24	avg all/peak
CONNECTICUT	36.04	36.78	35.51	36.26	37.99	36.02	57.19	43.98	42.89	42.03	40.70	41.54	38.88	37.81	37.73	38.10	62.44	164.90	76.39	41.36	42.45	40.31	37.33	35.46	48 / 52
NEMASSBOST	35.53	36.04	34.77	35.46	37.26	35.15	55.54	42.59	41.39	40.29	39.23	40.07	37.63	36.67	36.64	37.05	59.2	160.52	74.29	40.12	41.27	39.05	36.48	35.06	46 / 50
NEWHAMPSHIRE	35.09	35.61	34.31	34.99	36.82	34.85	55.14	42.2	41.07	39.98	38.89	39.74	37.23	36.26	36.23	36.75	59.89	159.63	73.85	39.81	40.93	38.69	36.01	34.51	46 / 50
MAINE	33.62	34.05	32.74	33.46	35.38	34.00	53.95	41.00	39.74	38.43	37.41	38.44	35.94	35.00	34.91	35.97	57.78	153.14	70.56	37.96	39.06	37.13	34.60	33.27	46 / 48
INTERNAL_HUB	35.73	36.37	35.08	35.79	37.59	35.39	55.86	42.84	41.71	40.73	39.64	40.48	37.99	36.98	36.92	37.31	60.82	161.69	74.85	40.45	41.59	39.41	36.74	35.18	47 / 51
Forecast	11.14	10.69	10.51	10.53	10.89	12.07	14.26	15.47	15.71	15.79	15.81	15.73	15.58	15.47	15.33	15.42	16.67	17.78	17.64	17.20	16.52	15.39	13.84	12.45	14 / 16
(RT) - (DA Load)	0.72	0.64	0.58	0.65	0.94	1.10	0.55	0.52	0.44	0.63	0.53	0.52	0.52	0.61	0.67	0.75	0.25	0.66	0.96	1.03	0.96	1.49	1.49	1.89	



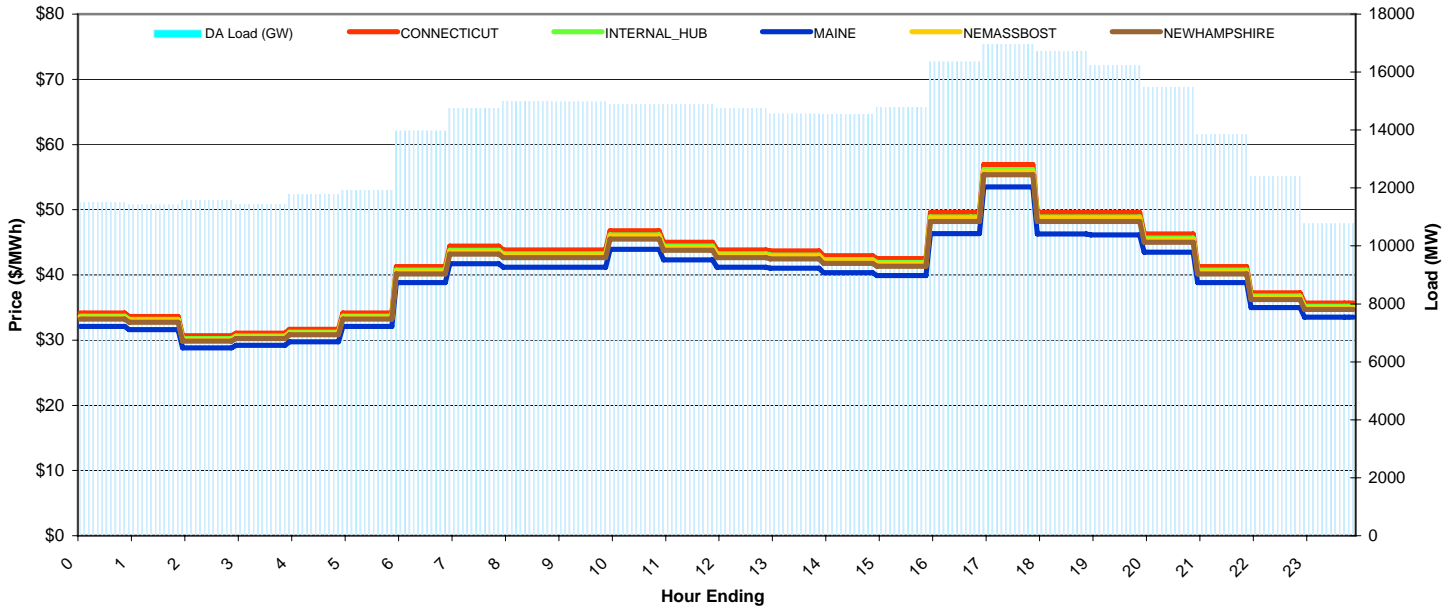
ISO-NE Daily Report

Wednesday December 02, 2009

Price Color Codes: <=0 >=100 >=200

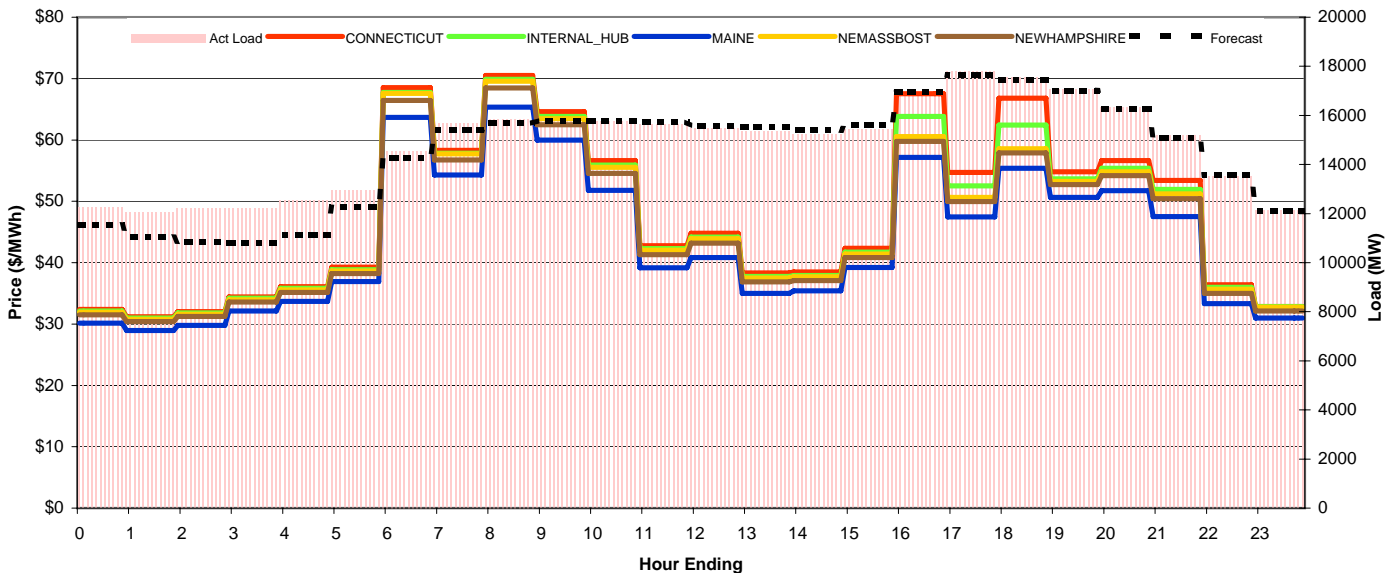
Day-Ahead Prices and Cleared Load

	HE1	HE2	HE3	HE4	HE5	HE6	HE7	HE8	HE9	HE10	HE11	HE12	HE13	HE14	HE15	HE16	HE17	HE18	HE19	HE20	HE21	HE22	HE23	HE24	avg all/peak
CONNECTICUT	34.16	33.64	30.67	31.08	31.67	34.16	41.30	44.40	43.84	43.84	46.76	45.02	43.84	43.66	42.96	42.50	49.56	56.93	49.56	49.56	46.29	41.30	37.26	35.66	42 / 45
NEMASSBOST	33.52	33.02	30.1	30.5	31.07	33.52	40.53	43.57	43.02	43.02	45.89	44.18	43.02	42.84	42.16	41.7	48.64	55.87	48.64	48.64	45.42	40.53	36.56	34.99	41 / 45
NEWHAMPSHIRE	33.23	32.73	29.84	30.23	30.8	33.23	40.17	43.19	42.65	42.65	45.49	43.79	42.65	42.47	41.79	41.34	48.21	55.38	48.21	48.21	45.02	40.17	36.24	34.69	41 / 44
MAINE	32.09	31.60	28.81	29.20	29.75	32.09	38.80	41.71	41.18	41.18	43.93	42.29	41.18	41.01	40.36	39.92	46.35	53.48	46.27	46.14	43.48	38.80	35.00	33.50	39 / 43
INTERNAL_HUB	33.69	33.18	30.25	30.65	31.23	33.69	40.73	43.79	43.24	43.24	46.12	44.4	43.24	43.05	42.37	41.91	48.88	56.15	48.88	48.88	45.65	40.73	36.74	35.17	41 / 45
DA Load (GW)	11.5	11.4	11.6	11.4	11.8	11.9	14.0	14.8	15.0	15.0	14.9	14.9	14.8	14.6	14.5	14.8	16.4	17.1	16.7	16.2	15.5	13.9	12.4	10.8	



Preliminary Real-Time Prices with Forecasted and Actual System Load

	HE1	HE2	HE3	HE4	HE5	HE6	HE7	HE8	HE9	HE10	HE11	HE12	HE13	HE14	HE15	HE16	HE17	HE18	HE19	HE20	HE21	HE22	HE23	HE24	avg all/peak
CONNECTICUT	32.39	31.20	32.02	34.42	36.09	39.28	68.51	58.31	70.52	64.60	56.62	42.75	44.79	38.33	38.50	42.35	67.55	54.73	66.79	54.80	56.65	53.40	36.38	32.84	48 / 53
NEMASSBOST	31.94	30.77	31.59	33.94	35.59	38.64	67.59	57.71	69.58	63.49	55.53	42.02	43.89	37.52	37.69	41.41	60.57	50.64	58.56	53.23	54.8	51.2	35.67	32.75	47 / 51
NEWHAMPSHIRE	31.49	30.39	31.24	33.56	35.15	38.21	66.43	56.74	68.46	62.47	54.57	41.29	43.2	36.88	37.07	40.85	69.77	49.97	57.88	52.71	54.17	50.43	34.97	32.11	46 / 50
MAINE	30.13	28.97	29.79	32.13	33.67	38.00	63.67	54.30	65.35	59.97	51.81	39.17	40.84	35.00	35.40	39.23	57.14	47.44	55.41	50.62	51.72	47.53	33.32	31.00	46 / 48
INTERNAL_HUB	32.11	30.96	31.82	34.19	35.84	38.86	67.74	57.84	69.87	63.85	55.91	42.27	44.19	37.77	37.93	41.72	63.83	52.53	62.41	53.68	55.39	51.94	35.98	32.85	47 / 52
Forecast	11.54	11.04	10.83	10.81	11.14	12.25	14.26	15.41	15.69	15.78	15.79	15.72	15.57	15.51	15.40	15.60	16.93	17.65	17.43	17.01	16.27	15.09	13.56	12.12	15 / 16
(RT) - (DA Load)	0.75	0.63	0.66	0.78	0.77	1.01	0.58	0.92	0.87	0.84	0.88	0.77	0.70	0.79	0.68	0.64	0.46	0.72	0.83	0.83	0.86	1.33	1.14	1.37	



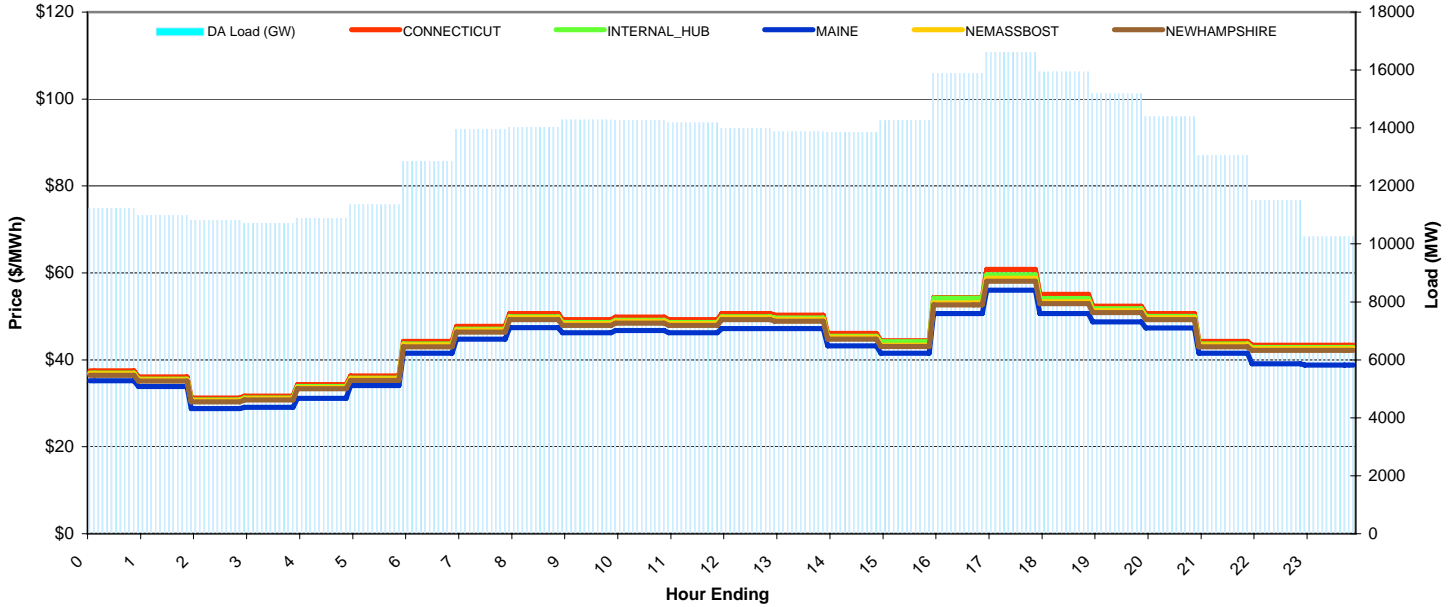
ISO-NE Daily Report

Thursday December 03, 2009

Price Color Codes: <=0 >=100 >=200

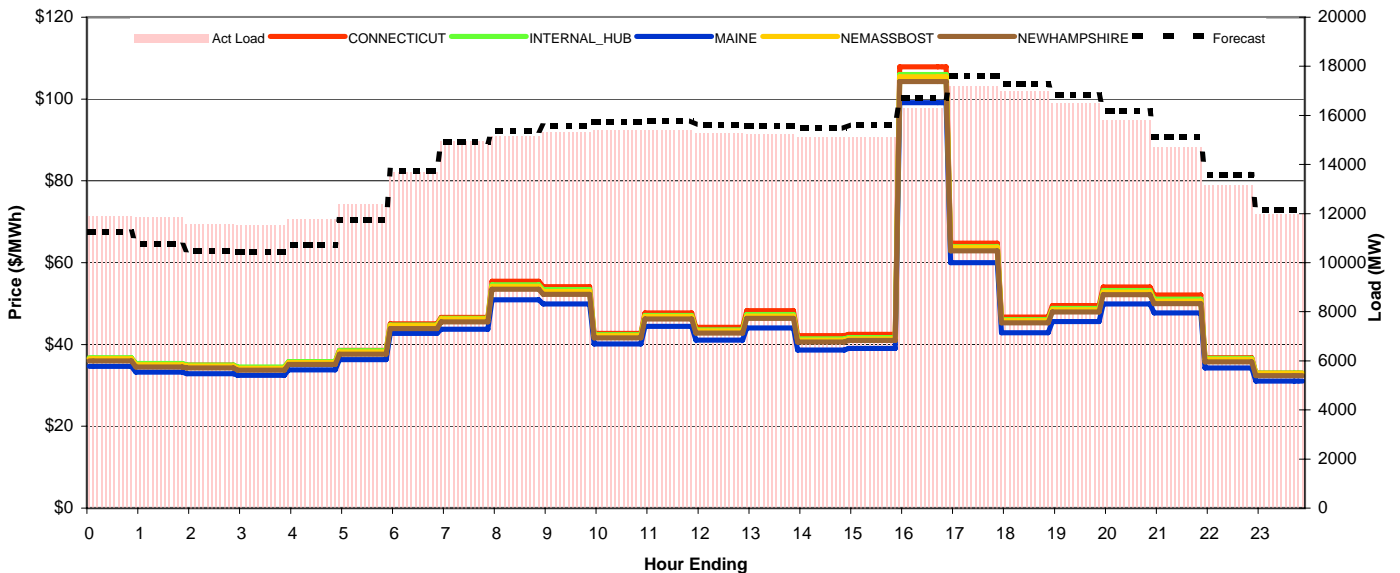
Day-Ahead Prices and Cleared Load

	HE1	HE2	HE3	HE4	HE5	HE6	HE7	HE8	HE9	HE10	HE11	HE12	HE13	HE14	HE15	HE16	HE17	HE18	HE19	HE20	HE21	HE22	HE23	HE24	avg all/peak
CONNECTICUT	37.50	36.08	31.18	31.63	34.31	36.29	44.24	47.69	50.62	49.26	49.81	49.26	50.62	50.26	46.06	44.38	54.35	60.82	55.04	52.35	50.63	44.24	43.39	43.38	46 / 50
NEMASSBOST	36.8	35.41	30.61	31.05	33.67	35.62	43.42	46.81	49.69	48.35	48.89	48.35	49.69	49.34	45.21	43.39	53.07	58.76	53.4	51.34	49.68	43.42	42.59	42.59	45 / 49
NEWHAMPSHIRE	36.46	35.08	30.32	30.75	33.35	35.29	43.01	46.37	49.22	47.9	48.43	47.9	49.22	48.87	44.78	43.04	52.67	58.05	52.93	50.88	49.22	43.01	42.18	42.18	44 / 48
MAINE	35.19	33.86	28.79	29.10	31.16	34.06	41.52	44.76	47.38	46.24	46.75	46.24	47.18	47.18	43.23	41.51	50.66	56.06	50.66	48.72	47.33	41.52	39.07	38.78	42 / 47
INTERNAL_HUB	36.99	35.59	30.77	31.21	33.85	35.81	43.65	47.06	49.95	48.61	49.14	48.61	49.94	49.59	45.44	44.14	54.16	59.55	54.11	51.73	49.98	43.65	42.81	42.81	45 / 49
DA Load (GW)	11.2	11.0	10.8	10.7	10.9	11.4	12.9	14.0	14.0	14.3	14.3	14.2	14.0	13.9	13.8	14.3	15.9	16.6	15.9	15.2	14.4	13.1	11.5	10.3	



Preliminary Real-Time Prices with Forecasted and Actual System Load

	HE1	HE2	HE3	HE4	HE5	HE6	HE7	HE8	HE9	HE10	HE11	HE12	HE13	HE14	HE15	HE16	HE17	HE18	HE19	HE20	HE21	HE22	HE23	HE24	avg all/peak
CONNECTICUT	36.62	35.26	34.93	34.37	35.73	38.60	45.03	46.66	55.48	54.16	42.75	47.72	44.19	48.24	42.15	42.45	107.86	64.75	46.74	49.51	54.07	52.08	36.80	32.99	47 / 52
NEMASSBOST	36.55	35.07	34.73	34.22	35.6	38.2	44.57	46.23	54.21	52.99	42.18	46.84	43.31	46.95	41.05	41.35	105.43	63.73	45.85	48.51	52.82	50.63	36.36	32.94	46 / 51
NEWHAMPSHIRE	35.96	34.53	34.24	33.75	35.1	37.6	43.85	45.51	53.47	52.28	41.6	46.21	42.77	46.37	40.61	40.96	104.28	62.92	45.26	47.92	52.14	49.97	35.74	32.36	46 / 51
MAINE	34.66	33.24	32.88	32.44	33.78	38.00	42.68	43.76	50.92	49.91	40.10	44.43	41.10	44.08	38.63	39.00	99.12	60.03	42.83	45.60	49.89	47.69	34.28	31.08	46 / 48
INTERNAL_HUB	36.76	35.35	35	34.46	35.85	38.48	44.77	46.38	54.62	53.39	42.38	47.13	43.6	47.31	41.37	41.66	105.98	63.94	46.04	48.78	53.18	51.09	36.58	33.03	47 / 51
Forecast	11.24	10.74	10.49	10.43	10.70	11.75	13.76	14.93	15.39	15.57	15.74	15.78	15.62	15.56	15.47	15.60	16.71	17.60	17.28	16.83	16.18	15.11	13.59	12.15	14 / 16
(RT) - (DA Load)	0.65	0.86	0.77	0.80	0.90	1.02	0.80	0.99	1.13	1.02	1.14	1.22	1.27	1.34	1.24	0.87	0.41	0.57	1.03	1.31	1.41	1.65	1.65	1.70	



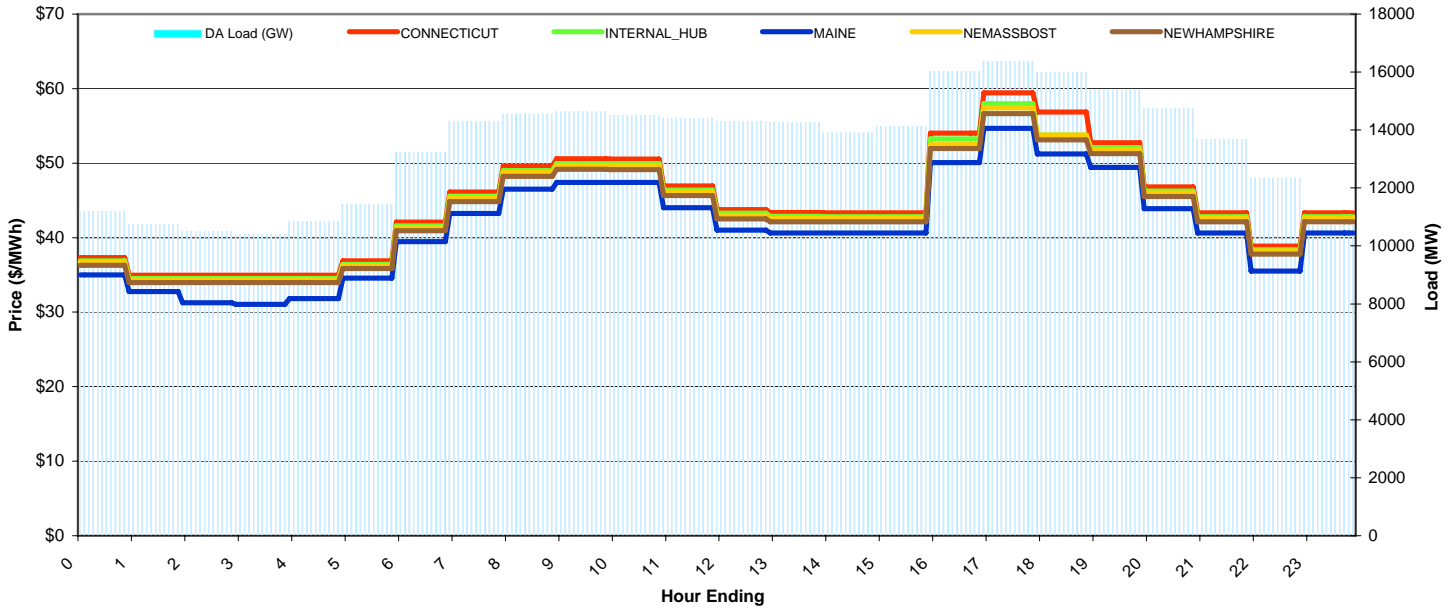
ISO-NE Daily Report

Friday December 04, 2009

Price Color Codes: <=0 >=100 >=200

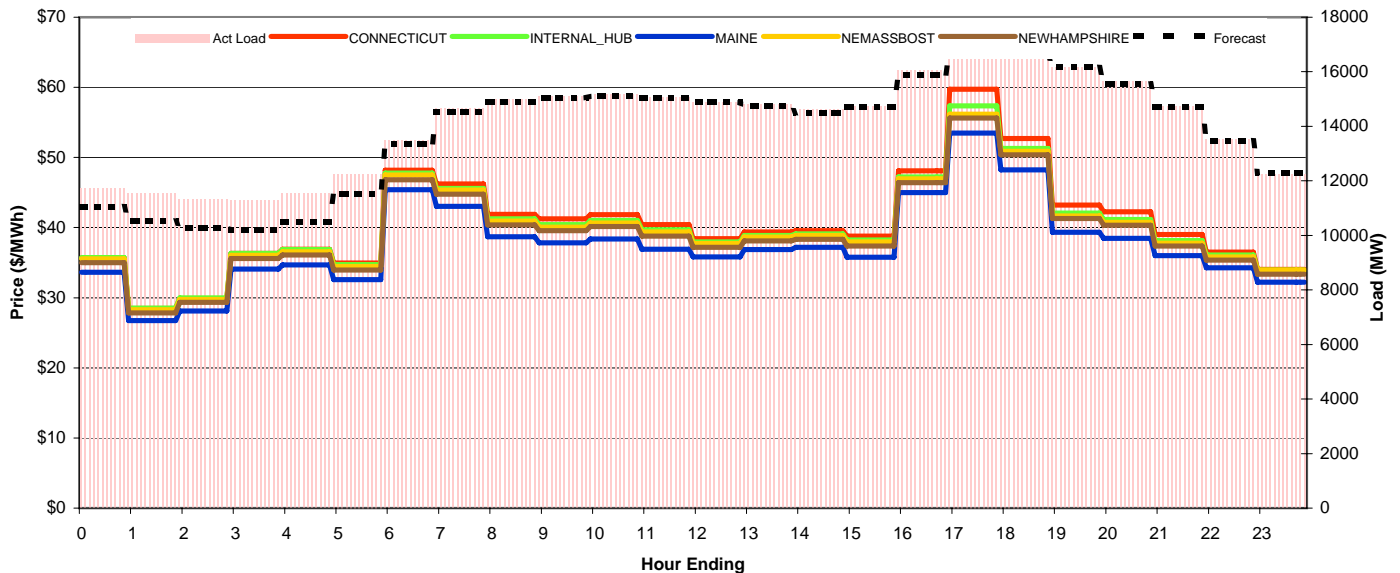
Day-Ahead Prices and Cleared Load

	HE1	HE2	HE3	HE4	HE5	HE6	HE7	HE8	HE9	HE10	HE11	HE12	HE13	HE14	HE15	HE16	HE17	HE18	HE19	HE20	HE21	HE22	HE23	HE24	avg all/peak
CONNECTICUT	37.33	34.97	34.96	34.96	34.96	36.87	42.09	46.14	49.59	50.57	50.55	46.93	43.76	43.36	43.34	43.34	54.03	59.45	56.86	52.73	46.81	43.34	38.88	43.34	45 / 48
NEMASSBOST	36.69	34.36	34.36	34.36	34.36	36.24	41.36	45.34	48.73	49.69	49.67	46.12	42.97	42.58	42.59	42.59	52.5	57.4	53.77	51.81	46	42.59	38.21	42.59	44 / 47
NEWHAMPSHIRE	36.29	33.99	33.99	33.98	33.99	35.85	40.92	44.85	48.21	49.16	49.14	45.63	42.52	42.14	42.14	42.14	51.95	56.66	53.13	51.26	45.51	42.14	37.79	42.14	43 / 47
MAINE	35.00	32.78	31.27	31.07	31.82	34.57	39.46	43.25	46.49	47.41	47.39	44.00	41.00	40.63	40.63	40.63	50.07	54.65	51.23	49.43	43.89	40.63	35.50	40.63	41 / 45
INTERNAL_HUB	36.88	34.54	34.54	34.54	34.54	36.42	41.59	45.57	48.99	49.95	49.93	46.36	43.28	42.88	42.81	42.81	53.24	57.96	53.78	52.08	46.24	42.81	38.41	42.81	44 / 47
DA Load (GW)	11.2	10.8	10.5	10.4	10.8	11.4	13.2	14.3	14.6	14.6	14.5	14.4	14.3	14.3	13.9	14.1	16.0	16.4	16.0	15.4	14.7	13.7	12.3	10.7	



Preliminary Real-Time Prices with Forecasted and Actual System Load

	HE1	HE2	HE3	HE4	HE5	HE6	HE7	HE8	HE9	HE10	HE11	HE12	HE13	HE14	HE15	HE16	HE17	HE18	HE19	HE20	HE21	HE22	HE23	HE24	avg all/peak
CONNECTICUT	35.70	28.47	29.90	36.32	36.90	34.96	48.19	46.21	41.88	41.23	41.86	40.44	38.43	39.38	39.55	38.81	48.09	59.72	52.70	43.23	42.24	39.00	36.52	34.03	41 / 43
NEMASSBOST	35.55	28.3	29.75	36.03	36.55	34.44	47.52	45.34	40.94	40.06	40.68	39.37	37.76	38.63	38.86	37.96	46.94	56.19	50.87	41.66	40.73	37.79	35.84	33.96	40 / 42
NEWHAMPSHIRE	34.98	27.84	29.33	35.61	36.11	33.95	46.84	44.76	40.4	39.55	40.15	38.77	37.18	38.1	38.35	37.37	46.43	55.64	50.39	41.28	40.33	37.38	35.37	33.38	39 / 41
MAINE	33.62	26.74	28.13	34.07	34.69	88.00	45.39	43.05	38.71	37.81	38.39	36.90	35.84	36.89	37.21	35.76	45.00	53.50	48.25	39.32	38.45	36.01	34.26	32.22	40 / 40
INTERNAL_HUB	35.75	28.5	29.96	36.31	36.85	34.72	47.77	45.59	41.23	40.41	41.03	39.7	37.97	38.87	39.1	38.22	47.23	57.35	51.28	42.08	41.16	38.16	36.09	33.95	40 / 42
Forecast	11.05	10.51	10.28	10.20	10.50	11.51	13.34	14.51	14.89	15.04	15.11	15.04	14.88	14.76	14.50	14.70	15.90	16.81	16.61	16.18	15.55	14.72	13.47	12.30	14 / 15
(RT) - (DA Load)	0.54	0.79	0.81	0.89	0.71	0.83	0.26	0.36	0.42	0.47	0.66	0.67	0.57	0.55	0.71	0.59	0.02	0.58	0.69	0.78	0.89	1.06	1.17	1.53	



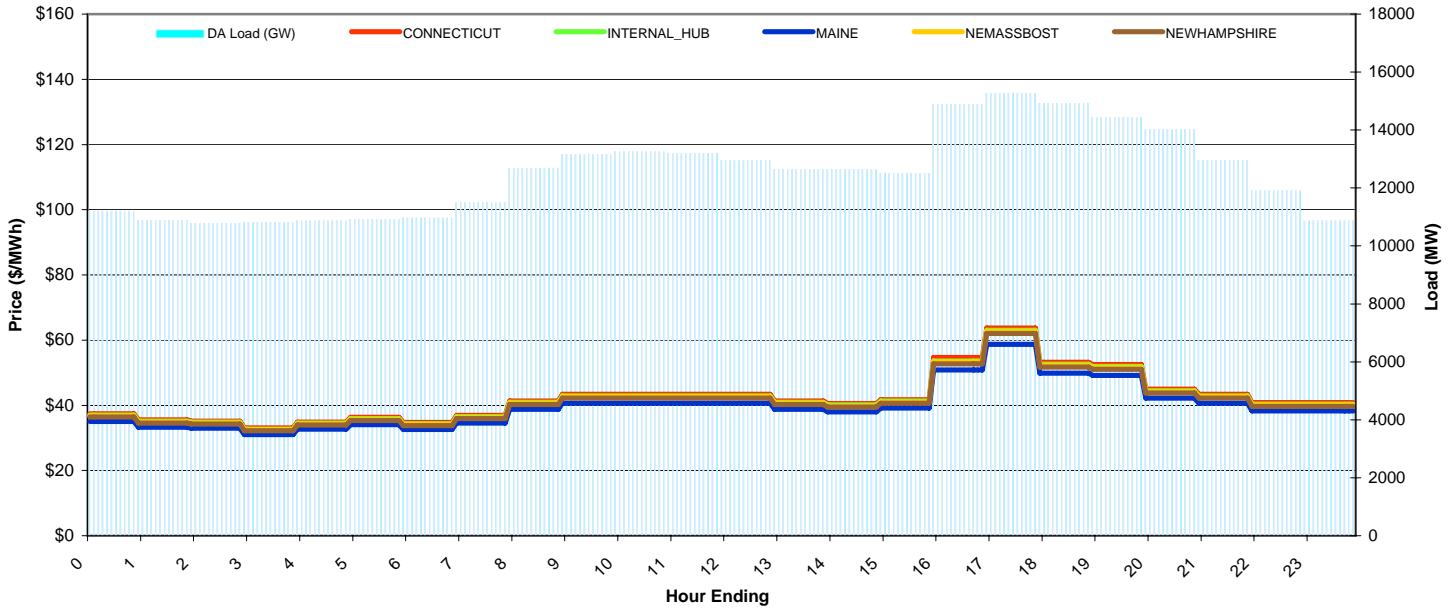
ISO-NE Daily Report

Saturday December 05, 2009

Price Color Codes: <=0 >=100 >=200

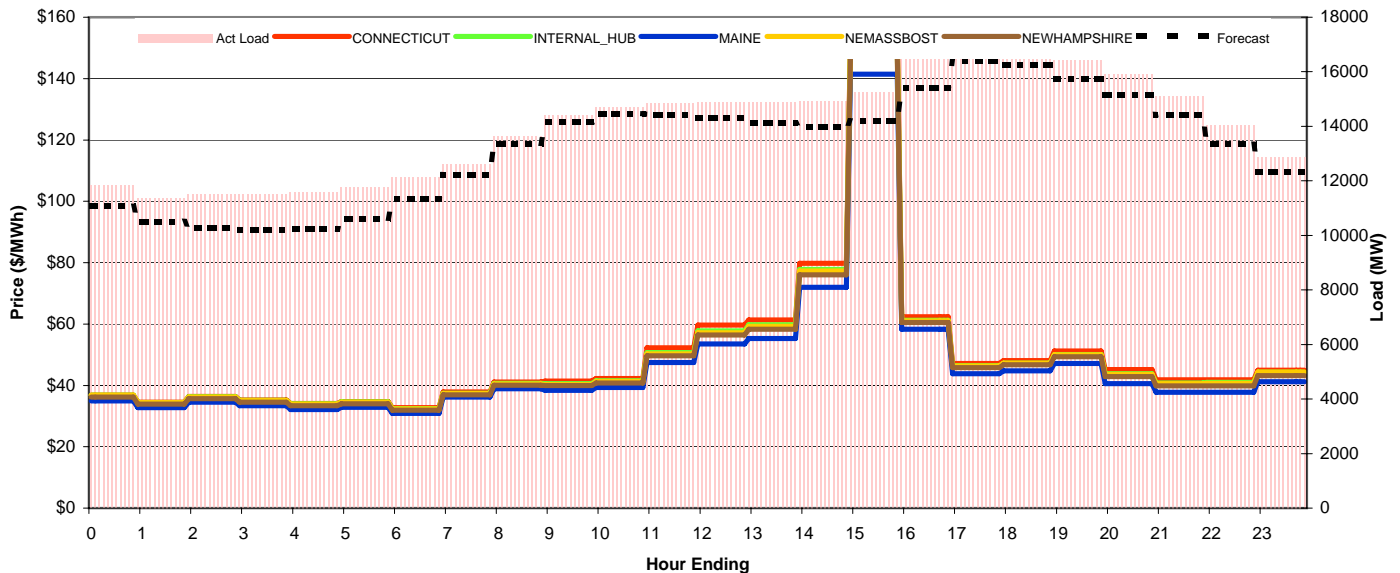
Day-Ahead Prices and Cleared Load

	HE1	HE2	HE3	HE4	HE5	HE6	HE7	HE8	HE9	HE10	HE11	HE12	HE13	HE14	HE15	HE16	HE17	HE18	HE19	HE20	HE21	HE22	HE23	HE24	avg all/peak
CONNECTICUT	37.40	35.51	35.18	33.08	34.89	36.33	34.73	36.89	41.35	43.38	43.38	43.38	43.38	41.35	40.54	41.74	54.66	63.74	53.21	52.51	44.99	43.38	40.80	40.80	42 / 46
NEMASSBOST	36.8	34.94	34.62	32.55	34.34	35.75	34.17	36.3	40.69	42.68	42.68	42.68	42.68	40.69	39.89	41.07	53.38	62.73	52.36	51.67	44.27	42.68	40.15	40.15	42 / 45
NEWHAMPSHIRE	36.38	34.53	34.22	32.17	33.94	35.33	33.77	35.88	40.21	42.19	42.19	42.19	42.19	40.21	39.42	40.6	52.74	61.99	51.75	51.07	43.76	42.19	39.68	39.68	41 / 44
MAINE	35.05	33.28	32.97	31.00	32.70	34.05	32.55	34.57	38.75	40.66	40.66	40.66	40.66	38.75	37.99	39.12	50.83	58.66	49.88	49.21	42.17	40.66	38.24	38.24	40 / 43
INTERNAL_HUB	37	35.12	34.8	32.72	34.52	35.94	34.35	36.49	40.9	42.91	42.91	42.91	42.91	40.9	40.1	41.29	53.6	63.06	52.64	51.94	44.51	42.91	40.36	40.36	42 / 45
DA Load (GW)	11.2	10.9	10.8	10.8	10.9	10.9	11.0	11.5	12.7	13.1	13.3	13.2	12.9	12.6	12.6	12.5	14.9	15.3	14.9	14.4	14.0	13.0	11.9	10.9	



Preliminary Real-Time Prices with Forecasted and Actual System Load

	HE1	HE2	HE3	HE4	HE5	HE6	HE7	HE8	HE9	HE10	HE11	HE12	HE13	HE14	HE15	HE16	HE17	HE18	HE19	HE20	HE21	HE22	HE23	HE24	avg all/peak
CONNECTICUT	36.84	34.50	36.39	35.23	34.12	34.76	32.73	37.91	41.12	41.46	42.27	52.22	59.64	61.36	79.84	154.00	62.35	47.13	48.07	51.25	45.18	41.79	41.79	44.93	50 / 57
NEMASSBOST	36.81	34.45	36.2	35.02	33.92	34.55	32.34	37.35	40.47	40.31	41.28	50.28	57.19	59.26	77.25	150.2	61.02	46.35	47.21	49.94	43.55	40.56	40.71	44.31	49 / 55
NEWHAMPSHIRE	36.2	33.93	35.67	34.48	33.36	33.97	31.88	36.95	40.07	39.93	40.8	49.68	56.42	58.32	76.02	148.18	60.5	45.84	46.68	49.33	42.87	39.87	39.84	43.21	48 / 54
MAINE	34.92	32.80	34.51	33.35	32.14	34.00	30.90	36.15	38.93	38.35	39.31	47.42	53.48	55.27	72.02	141.46	58.31	43.76	44.79	47.10	40.61	37.80	37.71	41.21	48 / 52
INTERNAL_HUB	36.81	34.47	36.3	35.14	34.03	34.65	32.44	37.47	40.64	40.61	41.52	50.73	57.78	59.77	77.86	151.06	61.21	46.38	47.25	50.11	43.83	40.78	40.95	44.38	49 / 55
Forecast	11.07	10.50	10.25	10.18	10.23	10.62	11.35	12.23	13.37	14.15	14.47	14.43	14.29	14.12	13.96	14.19	15.41	16.41	16.24	15.74	15.14	14.42	13.34	12.33	13 / 14
(RT) - (DA Load)	0.61	0.48	0.72	0.68	0.73	0.84	1.15	1.13	0.96	1.26	1.45	1.66	1.95	2.25	2.29	2.73	1.54	1.84	1.97	1.98	1.88	2.17	2.12	2.00	



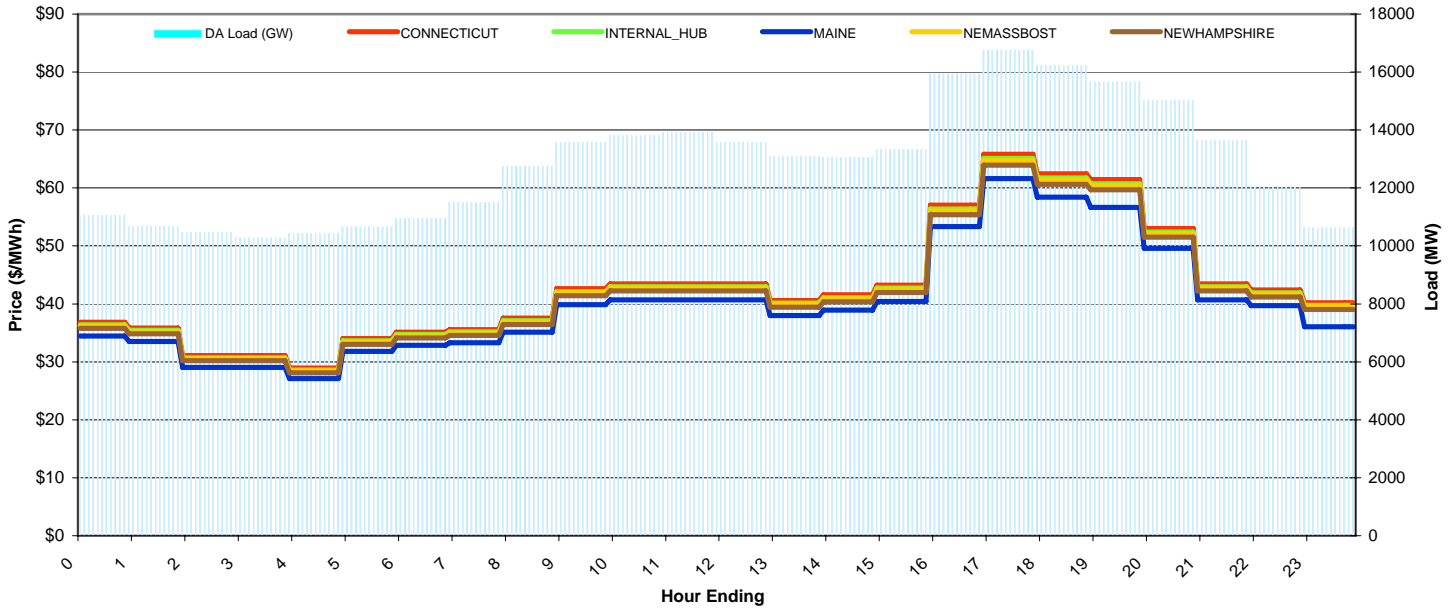
ISO-NE Daily Report

Sunday December 06, 2009

Price Color Codes: <=0 >=100 >=200

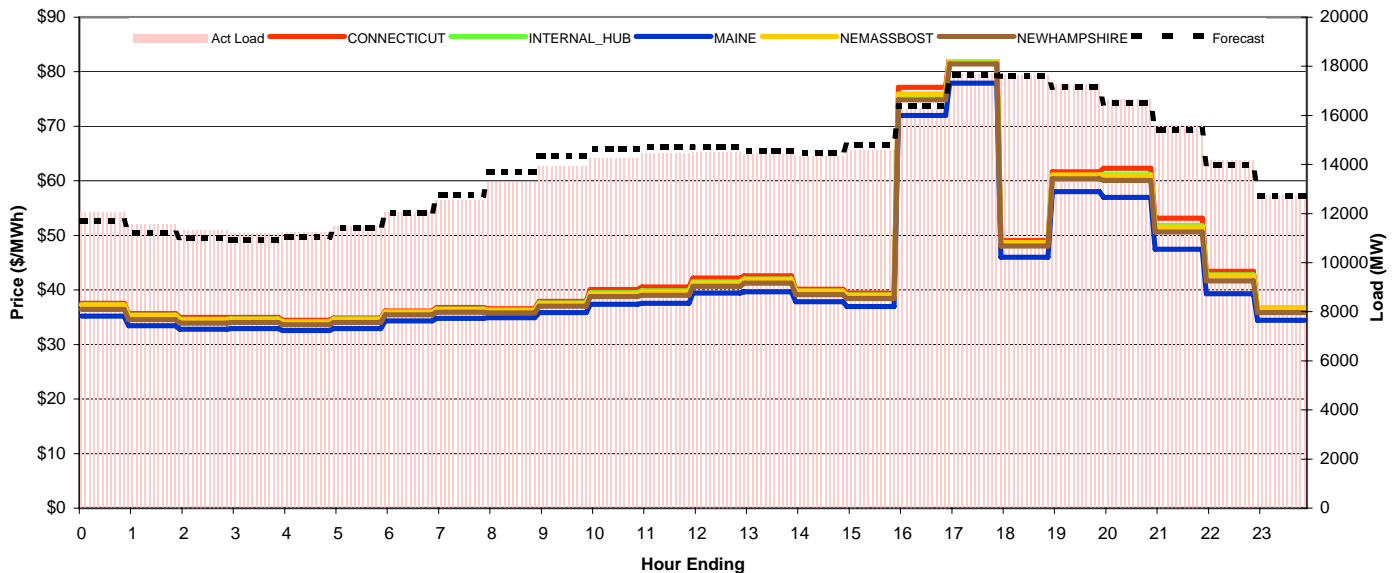
Day-Ahead Prices and Cleared Load

	HE1	HE2	HE3	HE4	HE5	HE6	HE7	HE8	HE9	HE10	HE11	HE12	HE13	HE14	HE15	HE16	HE17	HE18	HE19	HE20	HE21	HE22	HE23	HE24	avg all/peak
CONNECTICUT	36.81	35.85	31.07	31.07	28.96	34.00	35.12	35.57	37.53	42.63	43.47	43.47	43.47	40.59	41.57	43.22	57.02	65.83	62.44	61.46	53.00	43.47	42.41	40.21	43 / 47
NEMASSBOST	36.19	35.25	30.55	30.55	28.47	33.43	34.53	34.97	36.9	41.92	42.74	42.74	42.74	39.91	40.87	42.5	56.06	64.73	61.39	60.43	52.11	42.74	41.69	39.54	42 / 47
NEWHAMPSHIRE	35.76	34.83	30.18	30.18	28.13	33.03	34.12	34.55	36.45	41.42	42.23	42.23	42.23	39.43	40.38	41.99	55.39	63.95	60.65	59.7	51.49	42.23	41.19	39.06	42 / 46
MAINE	34.45	33.54	29.07	29.07	27.09	31.81	32.86	33.28	35.11	39.89	40.68	40.68	40.68	37.98	38.90	40.44	53.35	61.60	58.42	56.66	49.59	40.68	39.68	36.07	40 / 44
INTERNAL_HUB	36.39	35.44	30.71	30.71	28.62	33.61	34.72	35.16	37.1	42.15	42.98	42.98	42.98	40.13	41.09	42.73	56.37	65.08	61.72	60.76	52.4	42.98	41.92	39.75	42 / 47
DA Load (GW)	11.1	10.7	10.5	10.3	10.4	10.7	10.9	11.5	12.8	13.6	13.8	13.9	13.6	13.1	13.1	13.3	15.9	16.8	16.2	15.7	15.0	13.6	12.0	10.6	



Preliminary Real-Time Prices with Forecasted and Actual System Load

	HE1	HE2	HE3	HE4	HE5	HE6	HE7	HE8	HE9	HE10	HE11	HE12	HE13	HE14	HE15	HE16	HE17	HE18	HE19	HE20	HE21	HE22	HE23	HE24	avg all/peak
CONNECTICUT	37.53	35.67	34.96	34.95	34.45	34.86	36.13	36.78	36.53	37.88	40.09	40.56	42.17	42.62	40.12	39.45	77.13	83.14	49.02	61.69	62.33	53.13	43.41	36.75	45 / 49
NEMASSBOST	37.25	35.3	34.55	34.63	34.17	34.62	35.92	36.35	36.21	37.5	39.22	39.54	41.22	41.82	39.75	39.03	75.93	82.53	48.71	61.09	60.97	51.49	42.57	36.72	44 / 48
NEWHAMPSHIRE	36.41	34.57	33.89	34	33.61	34.05	35.41	35.93	35.79	37.03	38.79	39.01	40.67	41.24	39.14	38.41	74.85	81.43	48.08	60.36	60.1	50.63	41.67	35.86	43 / 48
MAINE	35.20	33.43	32.79	32.90	32.55	34.00	34.35	34.82	34.89	35.84	37.37	37.56	39.41	39.65	37.82	36.98	72.00	77.92	46.00	58.04	56.97	47.45	39.28	34.46	44 / 46
INTERNAL_HUB	37.26	35.35	34.64	34.68	34.23	34.67	35.96	36.48	36.3	37.62	39.47	39.83	41.48	42.02	39.8	39.07	75.88	82.31	48.56	61	61.12	51.78	42.76	36.71	44 / 48
Forecast	11.69	11.20	10.99	10.92	11.05	11.41	12.03	12.78	13.69	14.33	14.61	14.72	14.70	14.56	14.48	14.80	16.38	17.63	17.59	17.14	16.50	15.41	13.99	12.70	14 / 15
(RT) - (DA Load)	0.99	0.87	0.87	0.90	0.79	0.83	1.12	1.03	0.52	0.34	0.44	0.52	0.93	1.33	1.29	1.27	0.33	0.92	1.42	1.59	1.62	1.96	2.13	2.12	



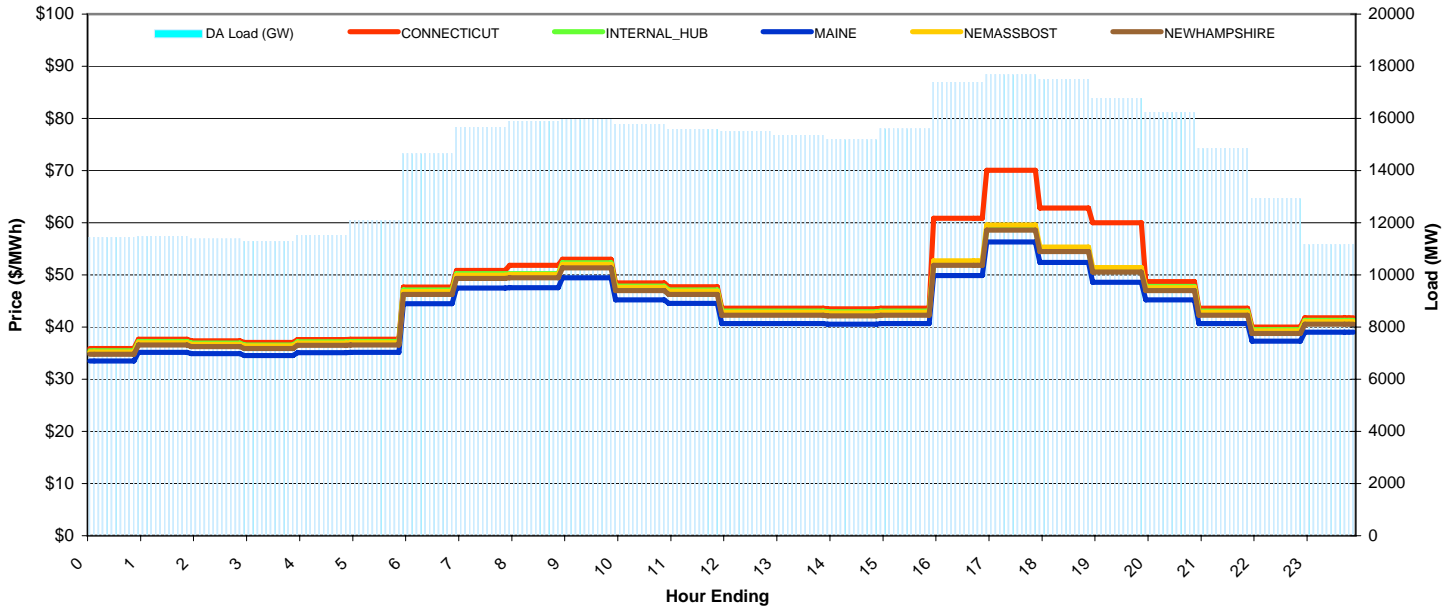
ISO-NE Daily Report

Monday December 07, 2009

Price Color Codes: <=0 >=100 >=200

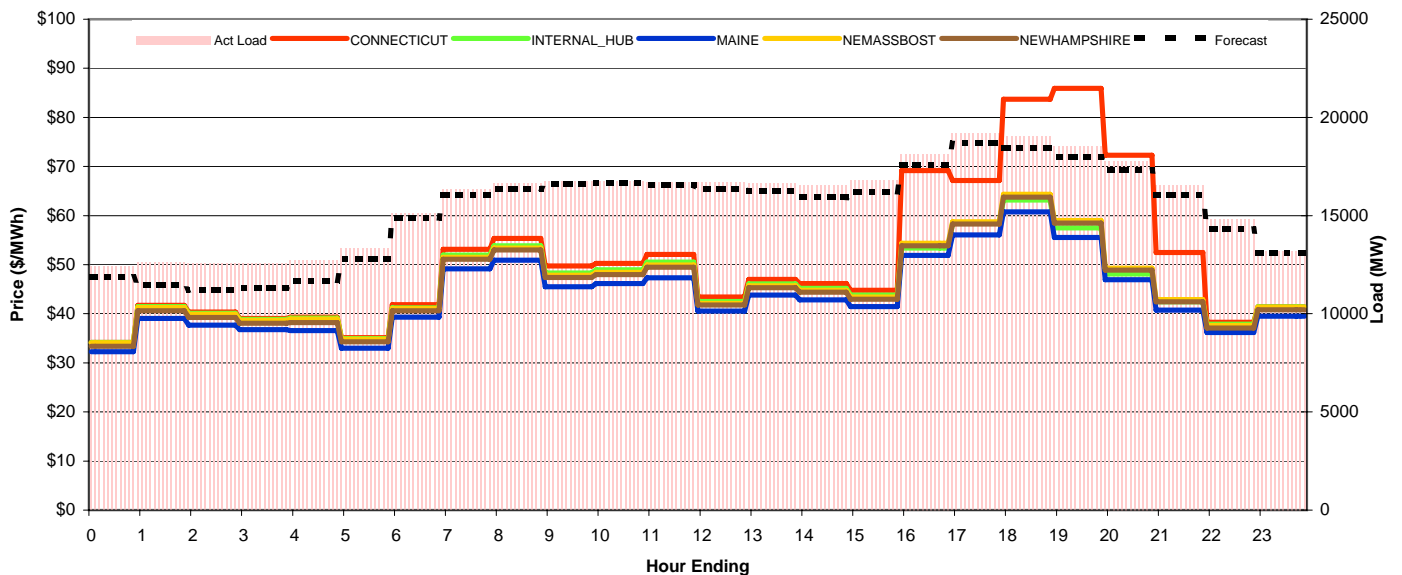
Day-Ahead Prices and Cleared Load

	HE1	HE2	HE3	HE4	HE5	HE6	HE7	HE8	HE9	HE10	HE11	HE12	HE13	HE14	HE15	HE16	HE17	HE18	HE19	HE20	HE21	HE22	HE23	HE24	avg all/peak
CONNECTICUT	35.87	37.68	37.38	37.04	37.63	37.68	47.69	50.88	51.85	52.98	48.47	47.71	43.61	43.61	43.47	43.61	60.83	70.08	62.82	60.00	48.73	43.61	40.00	41.79	47 / 51
NEMASSBOST	35.22	37	36.71	36.37	36.95	37	46.83	49.96	50.09	52.02	47.6	46.86	42.82	42.82	42.68	42.82	52.71	59.59	55.35	51.41	47.57	42.82	39.28	41.04	45 / 48
NEWHAMPSHIRE	34.78	36.54	36.25	35.92	36.49	36.54	46.24	49.33	49.44	51.37	47	46.27	42.29	42.29	42.15	42.29	51.86	58.56	54.46	50.56	46.97	42.29	38.79	40.53	44 / 47
MAINE	33.47	35.16	34.88	34.56	35.11	35.16	44.50	47.47	47.57	49.43	45.23	44.52	40.69	40.69	40.56	40.69	49.87	56.31	52.38	48.61	45.20	40.69	37.33	39.00	42 / 45
INTERNAL_HUB	35.43	37.21	36.92	36.58	37.16	37.21	47.1	50.25	50.27	52.32	47.87	47.13	43.07	43.07	42.93	43.07	52.11	58.74	54.85	50.74	47.81	43.07	39.51	41.28	45 / 48
DA Load (GW)	11.4	11.5	11.4	11.3	11.5	12.1	14.7	15.7	15.9	16.0	15.8	15.6	15.5	15.3	15.2	15.6	17.4	17.7	17.5	16.8	16.2	14.9	12.9	11.2	



Preliminary Real-Time Prices with Forecasted and Actual System Load

	HE1	HE2	HE3	HE4	HE5	HE6	HE7	HE8	HE9	HE10	HE11	HE12	HE13	HE14	HE15	HE16	HE17	HE18	HE19	HE20	HE21	HE22	HE23	HE24	avg all/peak
CONNECTICUT	34.15	41.70	40.34	39.03	39.34	35.16	41.86	53.16	55.36	49.72	50.29	52.08	43.41	46.99	46.14	44.76	69.17	67.17	83.71	85.95	72.28	52.50	38.28	41.39	51 / 57
NEMASSBOST	34.12	41.28	39.88	38.65	38.91	34.83	41.05	51.53	53.39	47.82	48.46	49.95	42.13	45.7	44.8	43.41	54.36	58.74	64.32	59.02	49.31	42.88	37.62	41.34	46 / 50
NEWHAMPSHIRE	33.39	40.63	39.23	38.05	38.23	34.26	40.62	51.11	52.97	47.39	48.01	49.48	41.78	45.32	44.38	42.99	53.83	58.25	63.75	58.49	48.92	42.45	37.11	40.84	45 / 49
MAINE	32.26	39.06	37.67	36.74	36.54	38.00	39.28	49.17	50.93	45.52	46.14	47.34	40.53	43.81	42.82	41.46	51.86	56.06	60.73	55.52	46.93	40.72	36.19	39.49	46 / 47
INTERNAL_HUB	34.14	41.49	40.12	38.86	39.1	34.93	41.18	51.94	53.87	48.3	48.93	50.5	42.48	46.08	45.19	43.82	53.42	58.47	63.2	57.47	48.13	42.47	37.85	41.41	46 / 50
Forecast	11.87	11.47	11.23	11.32	11.68	12.78	14.86	16.06	16.38	16.61	16.67	16.56	16.36	16.23	15.93	16.20	17.59	18.67	18.43	18.00	17.30	16.07	14.31	13.08	15 / 17
(RT) - (DA Load)	0.96	1.13	1.19	1.26	1.17	1.24	0.44	0.68	0.72	0.76	0.95	1.10	1.16	1.27	1.35	1.16	0.75	1.49	1.55	1.76	1.54	1.70	1.85	2.04	



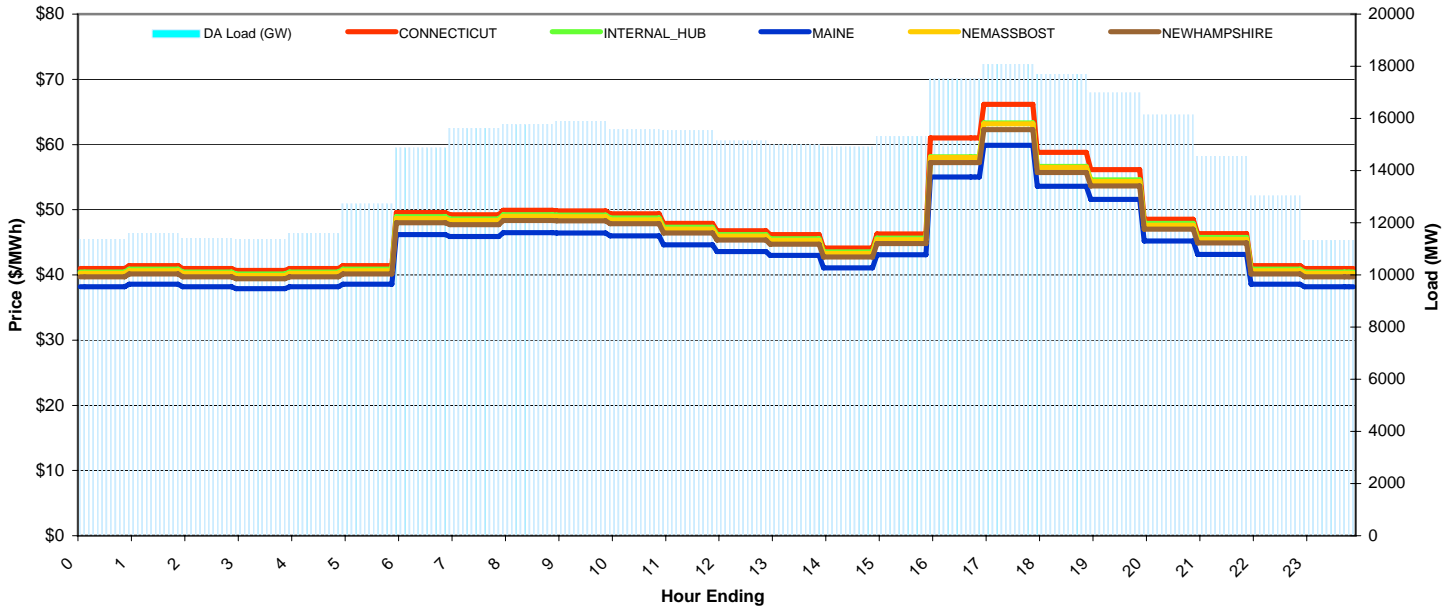
ISO-NE Daily Report

Tuesday December 08, 2009

Price Color Codes: <=0 >=100 >=200

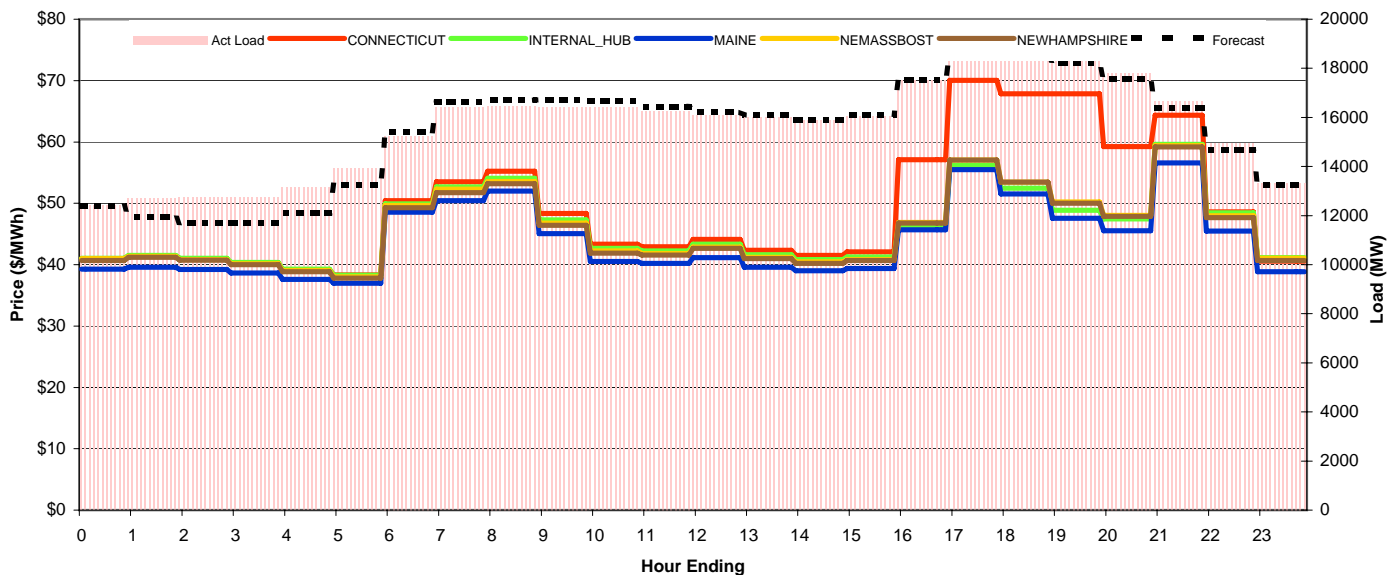
Day-Ahead Prices and Cleared Load

	HE1	HE2	HE3	HE4	HE5	HE6	HE7	HE8	HE9	HE10	HE11	HE12	HE13	HE14	HE15	HE16	HE17	HE18	HE19	HE20	HE21	HE22	HE23	HE24	avg all/peak
CONNECTICUT	40.99	41.42	40.99	40.67	40.99	41.42	49.56	49.25	49.89	49.83	49.38	47.91	46.79	46.16	44.11	46.26	61.00	66.16	58.78	56.17	48.52	46.33	41.42	40.99	48 / 50
NEMASSBOST	40.23	40.65	40.23	39.92	40.23	40.65	48.64	48.33	48.97	48.91	48.46	47.02	45.92	45.3	43.29	45.4	58.02	63.17	56.47	54.35	47.61	45.47	40.65	40.23	47 / 49
NEWHAMPSHIRE	39.72	40.13	39.72	39.41	39.72	40.13	48.02	47.71	48.34	48.28	47.84	46.42	45.33	44.72	42.74	44.82	57.23	62.3	55.72	53.63	47	44.89	40.13	39.71	46 / 49
MAINE	38.19	38.58	38.19	37.89	38.19	38.58	46.17	45.88	46.48	46.42	46.00	44.63	43.59	43.00	41.10	43.09	55.01	59.89	53.59	51.56	45.19	43.16	38.58	38.19	44 / 47
INTERNAL_HUB	40.46	40.88	40.46	40.15	40.46	40.88	48.92	48.61	49.25	49.19	48.74	47.29	46.18	45.56	43.54	45.66	58.11	63.3	56.64	54.56	47.89	45.73	40.88	40.46	47 / 49
DA Load (GW)	11.4	11.6	11.4	11.4	11.6	12.7	14.9	15.6	15.8	15.9	15.6	15.5	15.1	15.0	14.9	15.3	17.5	18.1	17.7	17.0	16.1	14.6	13.0	11.3	



Preliminary Real-Time Prices with Forecasted and Actual System Load

	HE1	HE2	HE3	HE4	HE5	HE6	HE7	HE8	HE9	HE10	HE11	HE12	HE13	HE14	HE15	HE16	HE17	HE18	HE19	HE20	HE21	HE22	HE23	HE24	avg all/peak
CONNECTICUT	40.92	41.41	40.84	40.23	39.12	38.33	50.44	53.52	55.21	48.32	43.35	42.91	44.10	42.37	41.53	42.09	57.13	70.04	67.86	67.87	59.22	64.33	48.63	40.57	49 / 53
NEMASSBOST	40.98	41.33	40.81	40.14	39.05	38.03	49.65	52.29	53.58	46.76	42.25	41.85	42.87	41.19	40.48	40.86	46.91	57.06	53.48	50.2	48.04	59.41	47.96	41.02	46 / 48
NEWHAMPSHIRE	40.68	41.2	40.71	39.99	38.83	37.82	49.28	51.72	53.18	46.39	41.86	41.55	42.64	40.97	40.23	40.66	46.8	57.07	53.44	50.03	47.86	59.18	47.65	40.69	45 / 48
MAINE	39.29	39.59	39.21	38.65	37.60	38.00	48.54	50.41	52.00	45.05	40.53	40.23	41.15	39.60	39.00	39.36	45.67	55.47	51.50	47.55	45.55	56.59	45.50	38.84	46 / 46
INTERNAL_HUB	41.05	41.52	41.04	40.38	39.29	38.28	49.91	52.67	54.1	47.29	42.67	42.26	43.32	41.62	40.85	41.27	46.23	56.18	52.49	48.89	47.47	59.61	48.44	41.14	46 / 48
Forecast	12.38	11.94	11.70	11.70	12.08	13.23	15.42	16.61	16.70	16.73	16.66	16.43	16.22	16.09	15.89	16.11	17.52	18.70	18.59	18.21	17.56	16.38	14.67	13.24	15 / 17
(RT) - (DA Load)	1.04	1.08	1.34	1.35	1.53	1.20	0.37	0.75	0.71	0.54	0.82	0.73	0.93	0.99	0.95	0.73	-0.02	0.82	1.14	1.47	1.66	2.11	1.92	1.98	



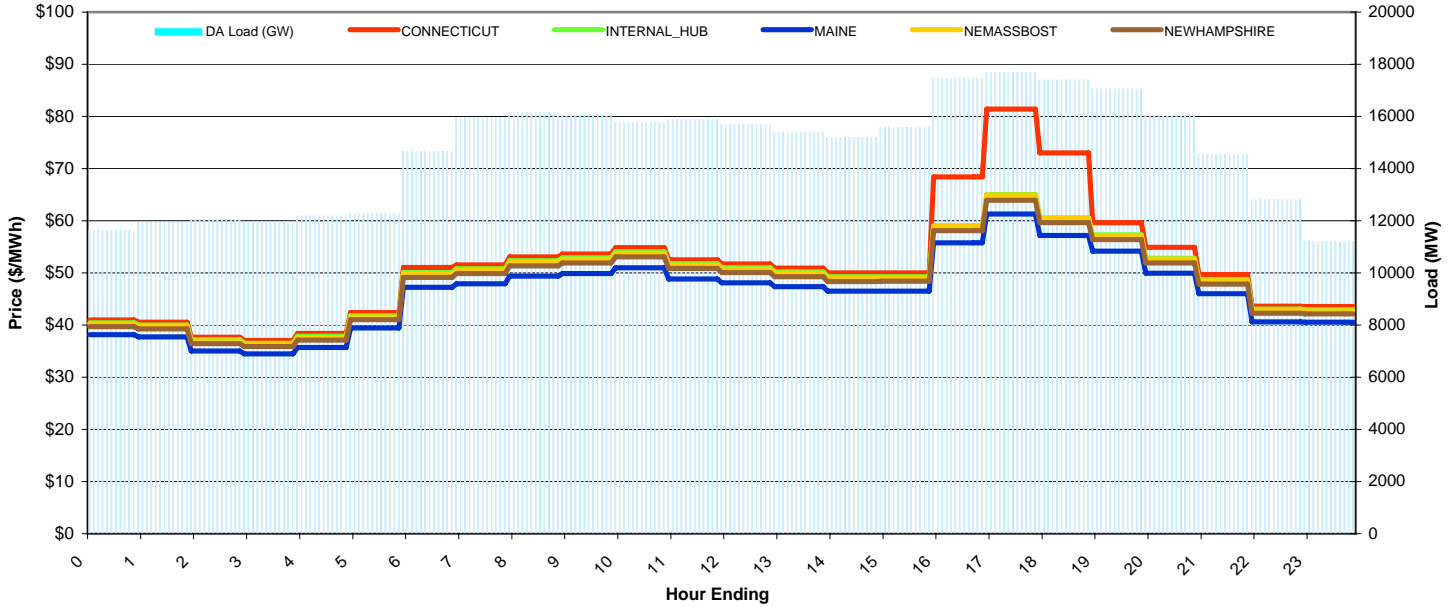
ISO-NE Daily Report

Wednesday December 09, 2009

Price Color Codes: <=0 >=100 >=200

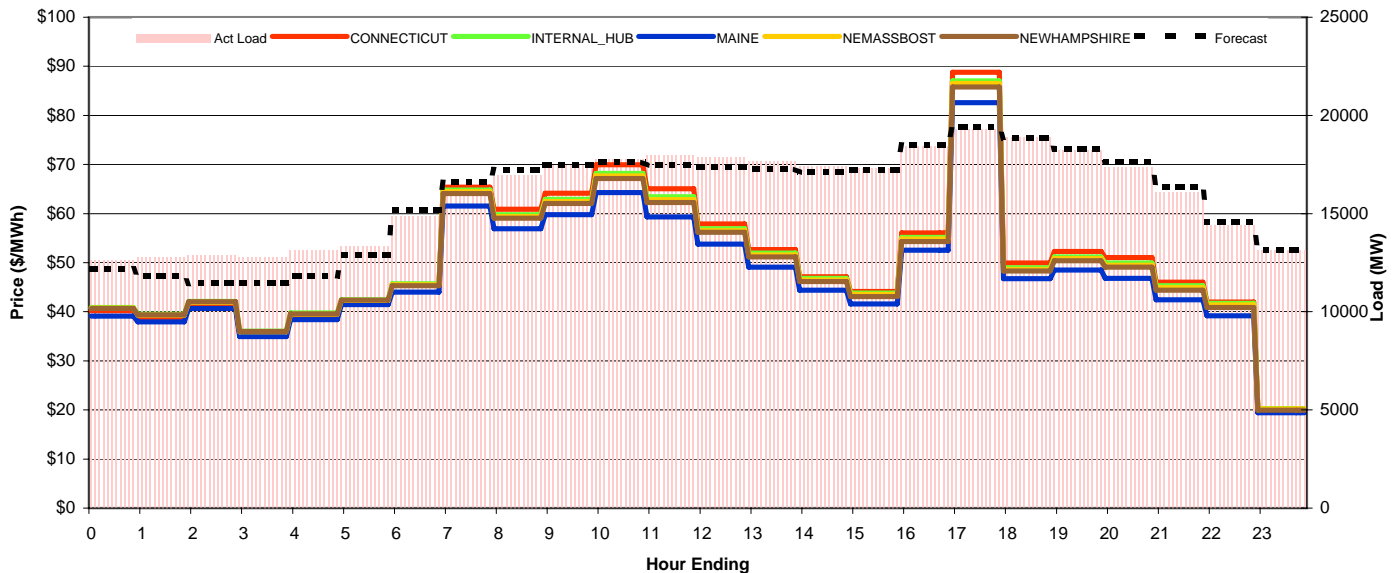
Day-Ahead Prices and Cleared Load

	HE1	HE2	HE3	HE4	HE5	HE6	HE7	HE8	HE9	HE10	HE11	HE12	HE13	HE14	HE15	HE16	HE17	HE18	HE19	HE20	HE21	HE22	HE23	HE24	avg all/peak
CONNECTICUT	41.00	40.58	37.69	37.05	38.38	42.39	51.02	51.53	53.09	53.63	54.83	52.54	51.71	50.93	49.98	50.00	68.39	81.41	73.00	59.66	54.91	49.68	43.65	43.57	51 / 56
NEMASSBOST	40.18	39.77	36.93	36.31	37.61	41.54	49.77	50.49	52.02	52.56	53.73	51.48	50.67	49.91	48.98	49	58.95	64.88	60.47	57.13	52.62	48.47	42.78	42.17	49 / 53
NEWHAMPSHIRE	39.68	39.27	36.47	35.86	37.14	41.03	49.14	49.86	51.37	51.9	53.06	50.84	50.04	49.28	48.37	48.38	58.11	63.94	59.61	56.38	51.93	47.86	42.24	42.17	48 / 52
MAINE	38.13	37.75	35.05	34.46	35.70	39.43	47.23	47.92	49.38	49.89	51.00	48.86	48.10	47.37	46.49	46.51	55.77	61.30	57.18	54.19	49.91	46.00	40.60	40.53	46 / 50
INTERNAL_HUB	40.42	40.01	37.16	36.53	37.84	41.8	50.04	50.8	52.34	52.88	54.06	51.79	50.98	50.21	49.28	49.29	59.02	65.01	60.57	57.32	52.8	48.74	43.04	42.96	49 / 53
DA Load (GW)	11.6	12.0	12.0	12.0	12.2	12.3	14.7	16.0	16.1	16.1	15.8	15.9	15.7	15.4	15.2	15.6	17.5	17.7	17.4	17.1	16.0	14.6	12.8	11.2	



Preliminary Real-Time Prices with Forecasted and Actual System Load

	HE1	HE2	HE3	HE4	HE5	HE6	HE7	HE8	HE9	HE10	HE11	HE12	HE13	HE14	HE15	HE16	HE17	HE18	HE19	HE20	HE21	HE22	HE23	HE24	avg all/peak
CONNECTICUT	40.25	38.78	41.39	35.43	39.06	41.70	45.56	65.38	60.91	64.16	69.94	65.03	57.91	52.66	47.15	44.12	56.07	88.82	49.94	52.31	51.02	46.00	42.01	20.11	51 / 57
NEMASSBOST	40.76	39.28	41.89	35.89	39.51	42.32	45.51	64.48	59.36	62.46	67.65	62.85	56.53	51.59	46.51	43.53	54.84	86.51	48.65	50.82	49.45	44.92	41.42	20.23	50 / 56
NEWHAMPSHIRE	40.67	39.36	42.04	36.01	39.6	42.35	45.33	64.06	59.05	62.08	67.12	62.28	56.17	51.18	46.14	43.1	54.31	85.82	48.28	50.38	49.09	44.39	40.86	19.98	50 / 55
MAINE	39.10	37.95	40.69	34.93	38.39	41.00	44.02	61.56	56.91	59.78	64.25	59.29	53.80	49.07	44.41	41.60	52.55	82.62	46.75	48.52	46.80	42.41	39.15	19.43	50 / 53
INTERNAL_HUB	40.88	39.48	42.12	36.08	39.75	42.44	45.67	64.78	59.81	62.93	68.22	63.42	56.94	51.98	46.8	43.8	55.15	87.02	48.95	51.17	49.91	45.32	41.73	20.28	50 / 56
Forecast	12.18	11.81	11.44	11.48	11.82	12.87	15.19	16.60	17.24	17.49	17.61	17.45	17.36	17.26	17.09	17.23	18.50	19.40	18.87	18.29	17.62	16.35	14.56	13.15	16 / 17
(RT) - (DA Load)	0.96	0.83	0.80	0.84	0.96	1.04	0.21	0.35	0.83	1.37	1.99	2.05	2.19	2.28	2.20	1.74	0.94	1.59	1.49	1.16	1.34	1.55	1.59	1.91	



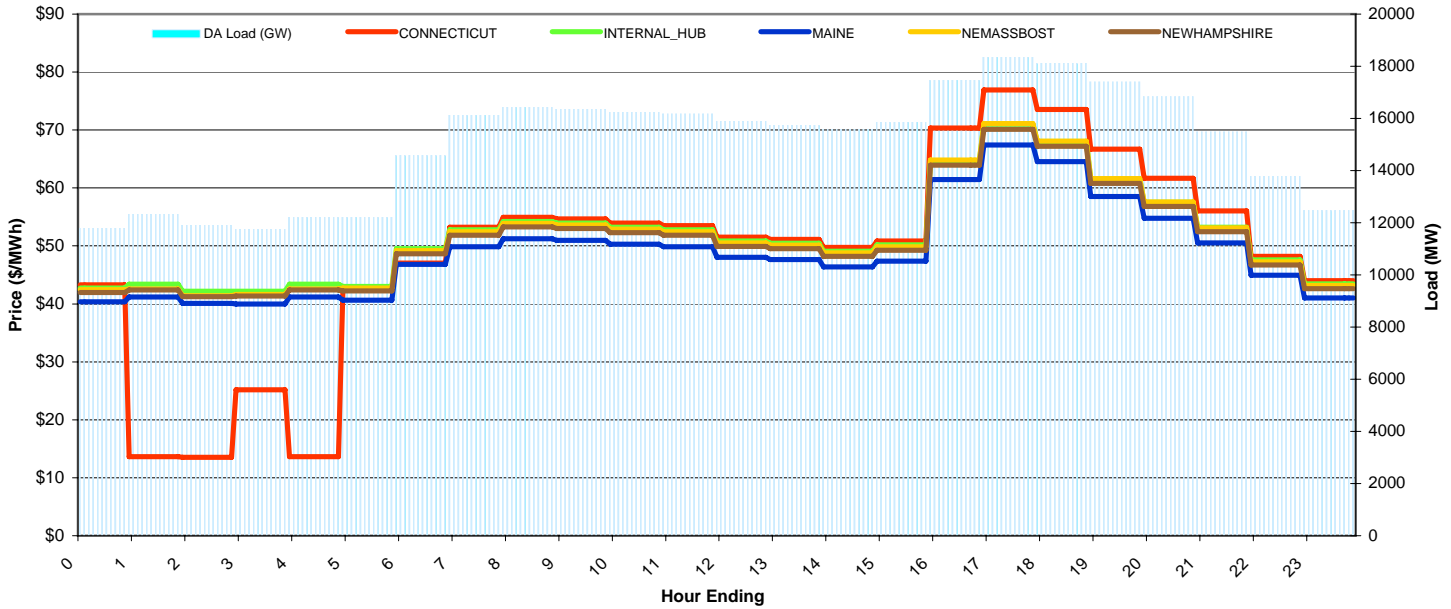
ISO-NE Daily Report

Thursday December 10, 2009

Price Color Codes: <=0 >=100 >=200

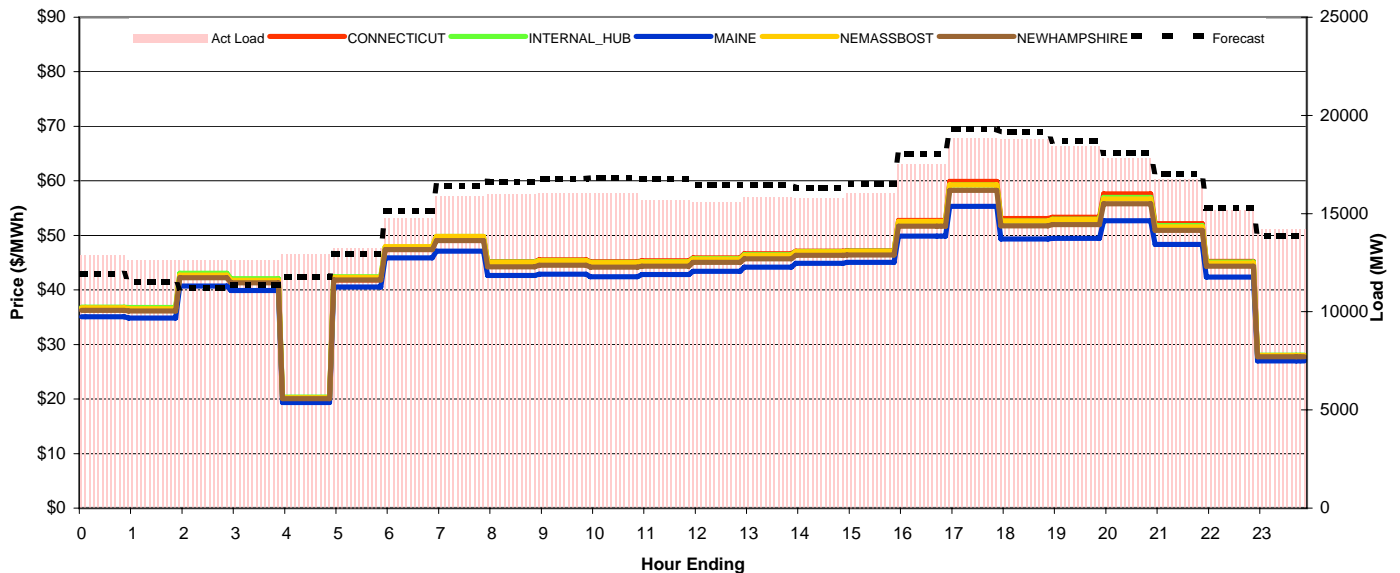
Day-Ahead Prices and Cleared Load

	HE1	HE2	HE3	HE4	HE5	HE6	HE7	HE8	HE9	HE10	HE11	HE12	HE13	HE14	HE15	HE16	HE17	HE18	HE19	HE20	HE21	HE22	HE23	HE24	avg all/peak
CONNECTICUT	43.31	13.64	13.51	25.16	13.64	42.46	47.07	53.21	54.96	54.68	53.95	53.50	51.51	51.12	49.75	50.83	70.34	76.90	73.52	66.71	61.68	56.02	48.21	44.00	49 / 58
NEMASSBOST	42.48	42.55	41.41	41.62	42.56	42.73	49.18	52.47	53.91	53.63	52.92	52.48	50.52	50.15	48.8	49.86	64.81	71.09	68.09	61.61	57.57	53.12	47.29	43.16	51 / 56
NEWHAMPSHIRE	41.97	42.41	41.27	41.34	42.42	42.23	48.63	51.85	53.26	52.99	52.29	51.85	49.92	49.55	48.21	49.26	63.93	70.12	67.17	60.77	56.81	52.44	46.72	42.64	51 / 55
MAINE	40.36	41.21	40.09	40.00	41.21	40.63	46.81	49.87	51.22	50.96	50.28	49.87	48.01	47.65	46.37	47.38	61.46	67.41	64.57	58.54	54.75	50.54	44.94	41.01	49 / 53
INTERNAL_HUB	42.74	43.38	42.2	42.21	43.38	43.02	49.55	52.81	54.24	53.97	53.25	52.81	50.84	50.46	49.1	50.17	64.72	70.98	68	61.5	57.56	53.22	47.58	43.43	52 / 56
DA Load (GW)	11.8	12.3	11.9	11.8	12.2	12.2	14.6	16.1	16.4	16.4	16.2	16.2	15.9	15.7	15.6	15.9	17.5	18.3	18.1	17.4	16.8	15.5	13.8	12.5	



Preliminary Real-Time Prices with Forecasted and Actual System Load

	HE1	HE2	HE3	HE4	HE5	HE6	HE7	HE8	HE9	HE10	HE11	HE12	HE13	HE14	HE15	HE16	HE17	HE18	HE19	HE20	HE21	HE22	HE23	HE24	avg all/peak
CONNECTICUT	36.38	36.45	42.64	41.63	20.08	41.82	47.41	49.56	45.20	45.55	45.18	45.33	45.90	46.62	47.11	47.18	52.73	59.93	53.11	53.35	57.61	52.15	45.26	27.93	45 / 49
NEMASSBOST	36.7	36.56	42.74	41.75	20.27	42.3	47.94	49.79	45.04	45.36	45.01	45.09	45.66	46.35	47.02	47.07	52.54	59.23	52.64	52.9	56.65	51.57	44.93	27.97	45 / 49
NEWHAMPSHIRE	36.24	36.17	42.25	41.31	20.05	41.85	47.4	49.04	44.23	44.51	44.16	44.38	45.04	45.73	46.37	46.43	51.67	58.24	51.74	52	55.78	50.92	44.33	27.73	44 / 48
MAINE	35.11	34.87	40.69	39.88	19.34	38.00	45.89	47.14	42.64	42.91	42.42	42.81	43.44	44.20	44.88	45.06	49.88	55.31	49.37	49.44	52.71	48.34	42.35	26.99	45 / 46
INTERNAL_HUB	36.85	36.79	43.06	42.05	20.38	42.41	47.89	49.8	45.11	45.43	45.06	45.17	45.75	46.44	47.08	47.11	52.51	59.25	52.61	52.98	56.95	51.79	45.09	28.02	45 / 49
Forecast	11.93	11.50	11.23	11.35	11.78	12.95	15.13	16.41	16.62	16.78	16.84	16.73	16.47	16.47	16.31	16.53	18.05	19.30	19.15	18.71	18.08	17.02	15.28	13.84	16 / 17
(RT) - (DA Load)	1.08	0.28	0.72	0.85	0.68	1.05	0.17	-0.27	-0.45	-0.35	-0.24	-0.52	-0.35	0.08	0.19	0.19	0.04	0.49	0.67	1.01	0.97	1.26	1.37	1.72	



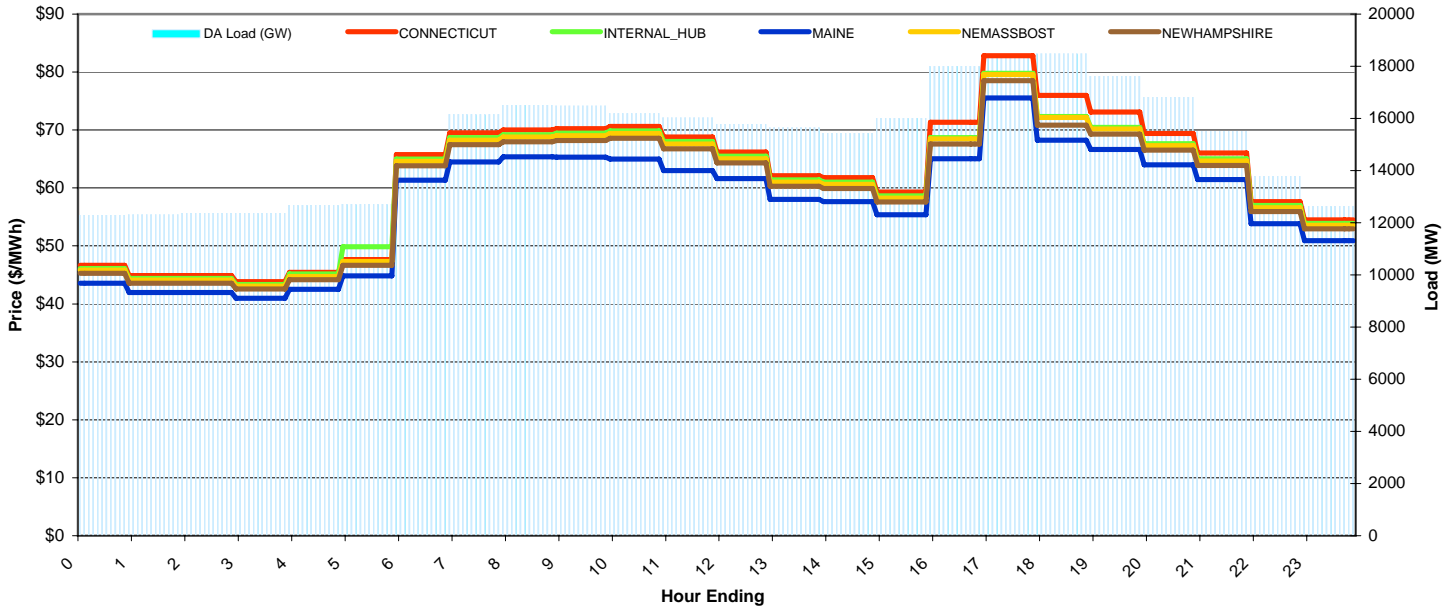
ISO-NE Daily Report

Friday December 11, 2009

Price Color Codes: <=0 >=100 >=200

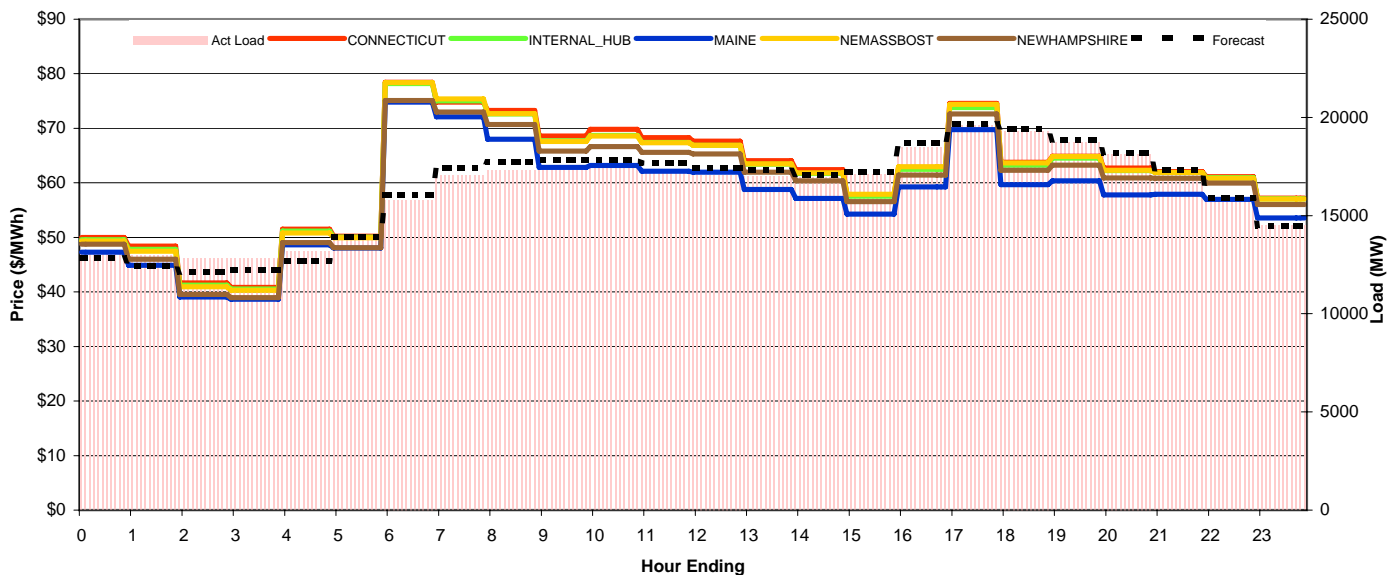
Day-Ahead Prices and Cleared Load

	HE1	HE2	HE3	HE4	HE5	HE6	HE7	HE8	HE9	HE10	HE11	HE12	HE13	HE14	HE15	HE16	HE17	HE18	HE19	HE20	HE21	HE22	HE23	HE24	avg all/peak
CONNECTICUT	46.64	44.89	44.89	43.86	45.46	47.65	65.75	69.49	70.00	70.23	70.63	68.77	66.23	62.11	61.76	59.29	71.33	82.84	75.95	73.09	69.40	66.05	57.63	54.52	62 / 68
NEMASSBOST	45.82	44.1	44.1	43.09	44.7	47.3	64.6	68.27	68.77	69	69.39	67.57	65.07	61.02	60.63	58.25	68.46	79.56	72.15	70.18	67.32	64.65	56.62	53.56	61 / 67
NEWHAMPSHIRE	45.29	43.59	43.59	42.59	44.17	46.65	63.84	67.47	67.97	68.19	68.58	66.77	64.3	60.3	59.92	57.57	67.61	78.53	70.86	69.31	66.51	63.89	55.96	52.93	60 / 66
MAINE	43.57	41.94	41.94	40.98	42.50	44.84	61.34	64.47	65.39	65.34	65.00	63.00	61.60	58.02	57.65	55.39	65.04	75.54	68.24	66.67	63.99	61.47	53.84	50.93	57 / 63
INTERNAL_HUB	46.1	44.37	44.37	43.36	45.17	49.86	65.01	68.71	69.21	69.44	69.84	68	65.48	61.41	61.02	58.63	68.71	79.8	72.33	70.44	67.66	65.04	56.99	53.91	61 / 67
DA Load (GW)	12.3	12.3	12.4	12.4	12.7	12.7	14.6	16.1	16.5	16.5	16.2	16.0	15.8	15.6	15.4	16.0	18.0	18.4	18.5	17.6	16.8	15.5	13.8	12.6	



Preliminary Real-Time Prices with Forecasted and Actual System Load

	HE1	HE2	HE3	HE4	HE5	HE6	HE7	HE8	HE9	HE10	HE11	HE12	HE13	HE14	HE15	HE16	HE17	HE18	HE19	HE20	HE21	HE22	HE23	HE24	avg all/peak
CONNECTICUT	49.97	48.40	41.64	40.81	51.49	50.23	78.46	74.81	73.27	68.57	69.84	68.30	67.67	64.09	62.44	57.84	62.81	74.55	63.80	64.89	62.71	62.08	61.16	57.18	62 / 66
NEMASSBOST	49.33	47.44	40.98	40.32	50.83	49.9	78.39	75.39	72.68	67.61	68.59	67.37	66.87	63.46	61.83	57.88	62.93	74.38	63.68	64.84	62.3	61.87	60.83	57.02	61 / 66
NEWHAMPSHIRE	48.76	46.01	39.54	38.94	49.06	48.13	75.12	72.96	70.7	65.82	66.65	65.62	65.28	61.98	60.38	56.56	61.42	72.64	62.3	63.26	60.89	60.85	59.99	56.05	60 / 64
MAINE	47.30	44.90	39.06	38.66	48.64	48.00	74.83	72.08	67.98	62.81	63.20	62.12	61.93	58.77	57.12	54.27	59.23	69.73	59.65	60.35	57.78	57.92	56.95	53.54	59 / 61
INTERNAL_HUB	49.55	47.82	41.27	40.56	51.17	50.05	78.19	75.05	72.61	67.69	68.73	67.41	66.89	63.45	61.75	57.55	62.47	73.79	63.24	64.54	62.23	61.88	60.95	57.07	61 / 66
Forecast	12.82	12.43	12.13	12.23	12.71	13.91	16.06	17.42	17.72	17.85	17.83	17.66	17.40	17.30	17.05	17.22	18.71	19.66	19.39	18.84	18.21	17.31	15.88	14.49	16 / 18
(RT) - (DA Load)	0.93	0.68	0.46	0.47	0.50	1.03	1.15	0.89	0.79	0.92	1.20	1.26	1.29	1.35	1.51	1.10	0.47	1.17	0.83	1.15	1.31	1.70	2.11	1.85	



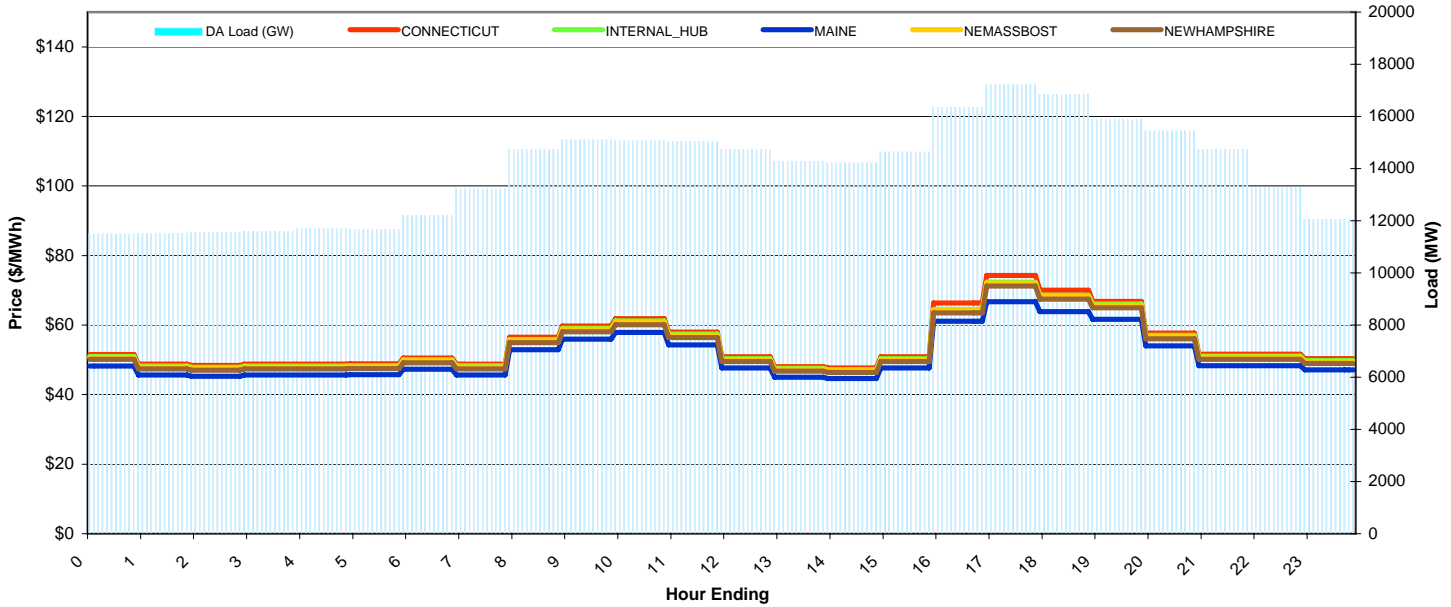
ISO-NE Daily Report

Saturday December 12, 2009

Price Color Codes: <=0 >=100 >=200

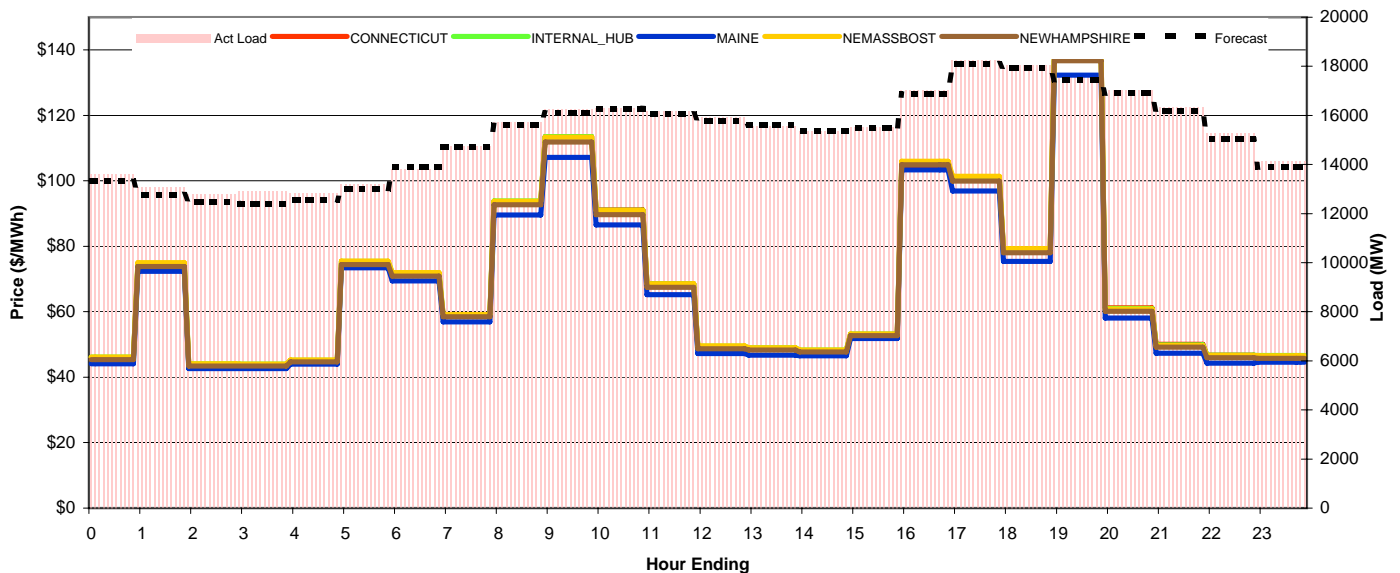
Day-Ahead Prices and Cleared Load

	HE1	HE2	HE3	HE4	HE5	HE6	HE7	HE8	HE9	HE10	HE11	HE12	HE13	HE14	HE15	HE16	HE17	HE18	HE19	HE20	HE21	HE22	HE23	HE24	avg all/peak
CONNECTICUT	51.52	48.74	48.39	48.74	48.74	48.85	50.55	48.77	56.47	59.72	61.83	58.00	50.86	48.05	47.70	50.86	66.36	74.26	70.05	66.81	57.66	51.60	51.60	50.31	55 / 58
NEMASSBOST	50.7	47.96	47.61	47.96	47.96	48.07	49.75	47.99	55.57	58.77	60.84	57.07	50.05	47.28	46.94	50.05	64.29	72.07	68.25	65.7	56.74	50.78	50.78	49.5	54 / 56
NEWHAMPSHIRE	50.11	47.41	47.07	47.41	47.41	47.51	49.17	47.43	54.93	58.09	60.13	56.41	49.47	46.73	46.39	49.47	63.52	71.2	67.43	64.93	56.08	50.19	50.19	48.93	53 / 56
MAINE	48.25	45.65	45.32	45.65	45.65	45.74	47.34	45.67	52.89	55.93	57.90	54.32	47.63	45.00	44.67	47.63	61.11	66.73	63.83	61.69	54.00	48.32	48.32	47.11	51 / 53
INTERNAL_HUB	50.99	48.24	47.89	48.24	48.24	48.34	50.03	48.27	55.89	59.11	61.19	57.4	50.33	47.55	47.21	50.33	64.55	72.37	68.56	66.07	57.07	51.07	51.07	49.79	54 / 57
DA Load (GW)	11.5	11.5	11.6	11.6	11.7	11.7	12.2	13.2	14.7	15.1	15.1	15.0	14.7	14.3	14.2	14.6	16.3	17.2	16.9	15.9	15.4	14.7	13.3	12.1	



Preliminary Real-Time Prices with Forecasted and Actual System Load

	HE1	HE2	HE3	HE4	HE5	HE6	HE7	HE8	HE9	HE10	HE11	HE12	HE13	HE14	HE15	HE16	HE17	HE18	HE19	HE20	HE21	HE22	HE23	HE24	avg all/peak
CONNECTICUT	45.92	74.01	43.65	43.59	44.87	74.79	71.16	58.59	93.70	113.49	91.14	68.52	49.23	48.80	48.08	53.10	104.37	100.31	79.04	138.80	61.21	50.03	46.78	46.43	69 / 75
NEMASSBOST	46.16	74.96	44.12	44.02	45.29	75.53	71.99	59.14	93.8	113.32	90.9	68.53	49.55	48.98	48.31	53.23	105.96	101.4	79.26	138.7	60.87	49.7	46.64	46.59	69 / 76
NEWHAMPSHIRE	45.4	73.79	43.46	43.4	44.65	74.46	70.91	58.49	92.72	111.83	89.68	67.48	48.74	48.27	47.7	52.75	104.92	99.91	78.03	136.75	60.14	49.15	45.92	45.81	68 / 75
MAINE	44.14	72.39	42.67	42.67	43.96	88.00	69.46	56.90	89.59	107.16	86.50	65.19	47.26	46.74	46.53	51.79	103.34	96.89	75.39	132.26	58.11	47.35	44.32	44.57	67 / 72
INTERNAL_HUB	46.15	74.84	44.07	43.97	45.22	75.41	71.86	59.08	93.89	113.54	91.04	68.57	49.51	48.98	48.29	53.22	105.51	100.85	79.03	138.7	61.03	49.86	46.76	46.66	69 / 75
Forecast	13.31	12.78	12.49	12.40	12.55	13.01	13.90	14.70	15.59	16.10	16.27	16.05	15.79	15.60	15.35	15.49	16.87	18.10	17.91	17.44	16.90	16.18	15.02	13.88	15 / 16
(RT) - (DA Load)	2.12	1.52	1.22	1.31	1.12	1.55	1.59	1.51	0.99	1.13	1.23	1.15	1.19	1.28	1.13	0.89	0.66	1.02	1.20	1.64	1.57	1.58	1.99	2.07	



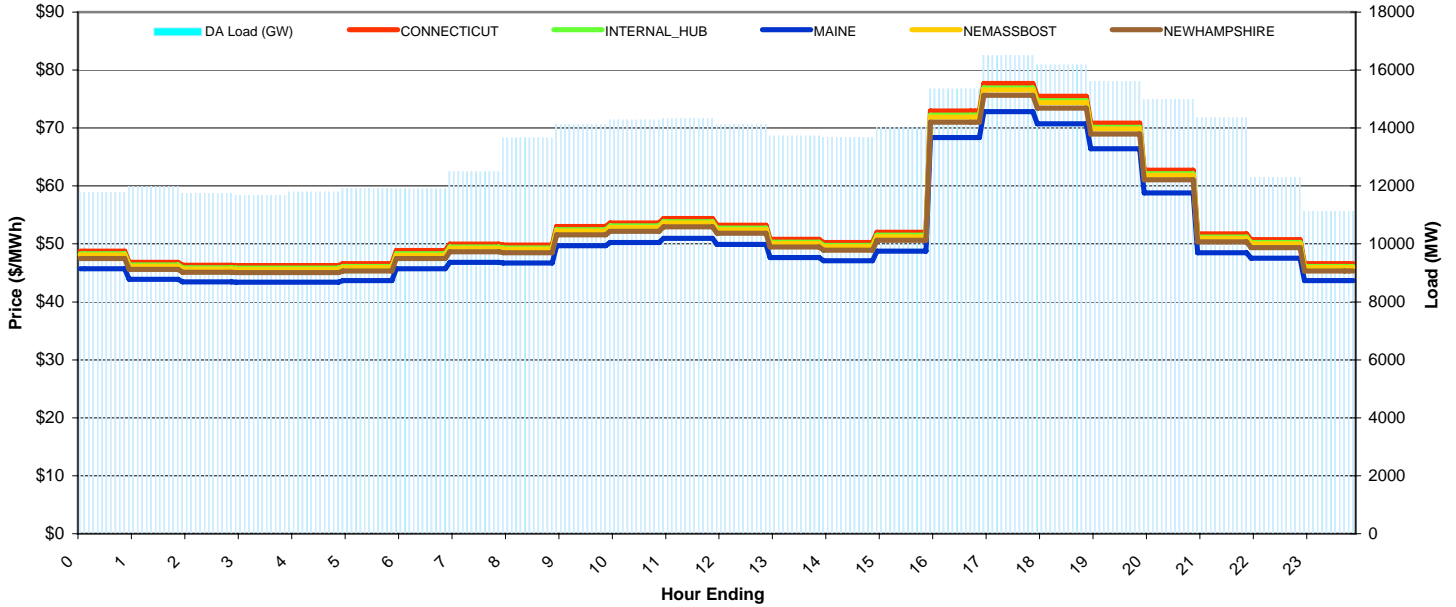
ISO-NE Daily Report

Sunday December 13, 2009

Price Color Codes: <=0 >=100 >=200

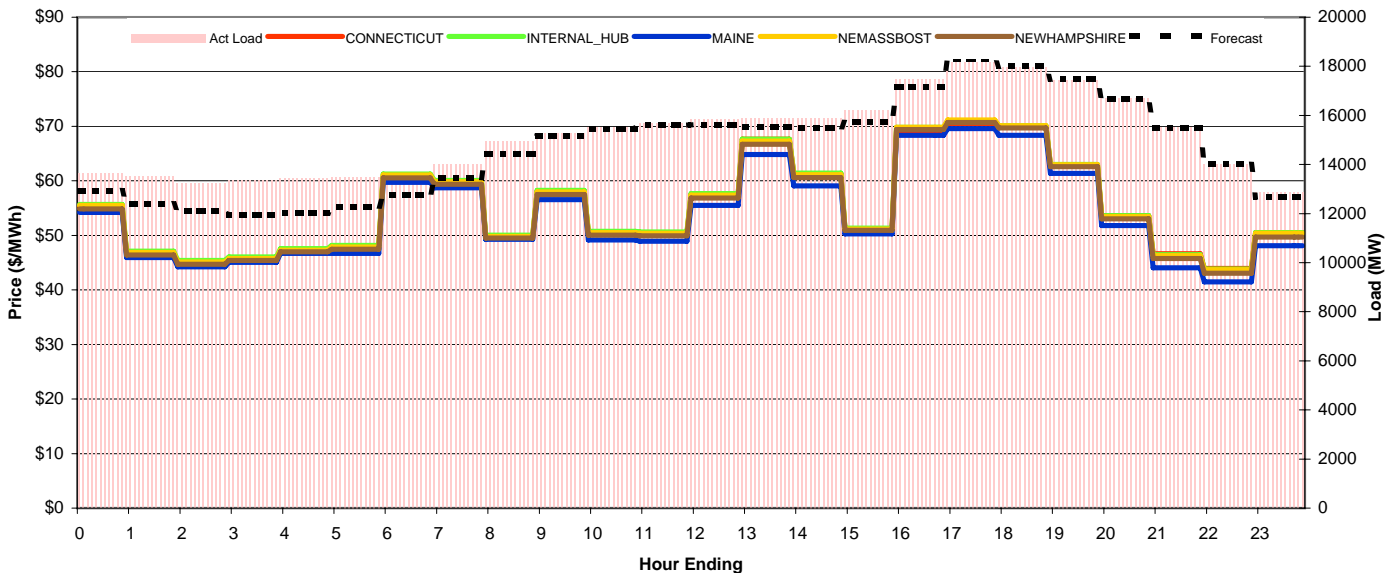
Day-Ahead Prices and Cleared Load

	HE1	HE2	HE3	HE4	HE5	HE6	HE7	HE8	HE9	HE10	HE11	HE12	HE13	HE14	HE15	HE16	HE17	HE18	HE19	HE20	HE21	HE22	HE23	HE24	avg all/peak
CONNECTICUT	48.77	46.82	46.33	46.27	46.27	46.59	48.86	49.95	49.80	53.00	53.61	54.39	53.25	50.81	50.25	52.00	72.92	77.71	75.46	70.85	62.75	51.73	50.73	46.59	54 / 58
NEMASSBOST	48.07	46.15	45.67	45.61	45.61	45.92	48.06	49.23	49.09	52.24	52.84	53.61	52.48	50.08	49.53	51.25	71.87	76.59	74.38	69.84	61.85	50.98	50	45.92	54 / 57
NEWHAMPSHIRE	47.47	45.58	45.1	45.04	45.04	45.35	47.47	48.62	48.48	51.59	52.19	52.95	51.83	49.46	48.91	50.62	70.98	75.64	73.45	68.97	61.08	50.35	49.38	45.35	53 / 57
MAINE	45.72	43.89	43.44	43.38	43.38	43.68	45.71	46.83	46.69	49.69	50.26	50.99	49.92	47.63	47.11	48.75	68.36	72.85	70.75	66.43	58.83	48.49	47.56	43.68	51 / 54
INTERNAL_HUB	48.29	46.36	45.88	45.82	45.82	46.13	48.29	49.46	49.31	52.48	53.09	53.86	52.72	50.31	49.76	51.49	72.2	76.94	74.7	70.14	62.12	51.2	50.22	46.12	54 / 58
DA Load (GW)	11.8	12.0	11.7	11.7	11.8	11.9	11.9	12.5	13.7	14.1	14.3	14.3	14.1	13.7	13.7	14.0	15.4	16.5	16.2	15.6	15.0	14.4	12.3	11.1	



Preliminary Real-Time Prices with Forecasted and Actual System Load

	HE1	HE2	HE3	HE4	HE5	HE6	HE7	HE8	HE9	HE10	HE11	HE12	HE13	HE14	HE15	HE16	HE17	HE18	HE19	HE20	HE21	HE22	HE23	HE24	avg all/peak
CONNECTICUT	55.35	46.57	45.18	45.77	47.16	47.84	60.87	59.77	49.77	58.10	50.52	50.33	57.50	67.64	61.31	50.98	69.17	70.51	69.94	62.86	53.61	46.62	43.97	50.53	55 / 58
NEMASSBOST	55.5	46.86	45.13	45.78	47.31	47.89	61.06	59.84	49.82	57.94	50.51	50.39	57.39	67.27	61.12	51.18	69.83	71.19	70.11	62.96	53.46	46.29	43.68	50.37	55 / 58
NEWHAMPSHIRE	54.86	46.38	44.68	45.41	46.97	47.48	60.54	59.4	49.51	57.47	50.02	49.9	56.85	66.71	60.61	50.95	69.38	70.68	69.7	62.58	53.04	45.77	43.06	49.69	55 / 57
MAINE	54.22	45.92	44.24	45.07	46.68	48.00	59.71	58.71	49.27	56.54	49.16	48.91	55.53	64.83	59.11	50.26	68.38	69.57	68.37	61.39	51.81	44.04	41.46	48.10	55 / 56
INTERNAL_HUB	55.68	47.09	45.41	46.07	47.6	48.18	61.28	60.08	50.05	58.25	50.75	50.62	57.67	67.67	61.45	51.31	69.83	71.06	70.09	63.01	53.62	46.46	43.82	50.5	55 / 58
Forecast	12.94	12.39	12.08	11.93	12.02	12.26	12.74	13.46	14.43	15.15	15.46	15.61	15.62	15.54	15.47	15.73	17.15	18.30	18.01	17.47	16.66	15.48	14.01	12.67	15 / 16
(RT) - (DA Load)	1.85	1.54	1.47	1.70	1.64	1.58	1.69	1.52	1.29	1.13	1.23	1.33	1.71	2.14	2.23	2.18	2.13	1.67	1.78	1.83	1.68	1.16	1.71	1.74	



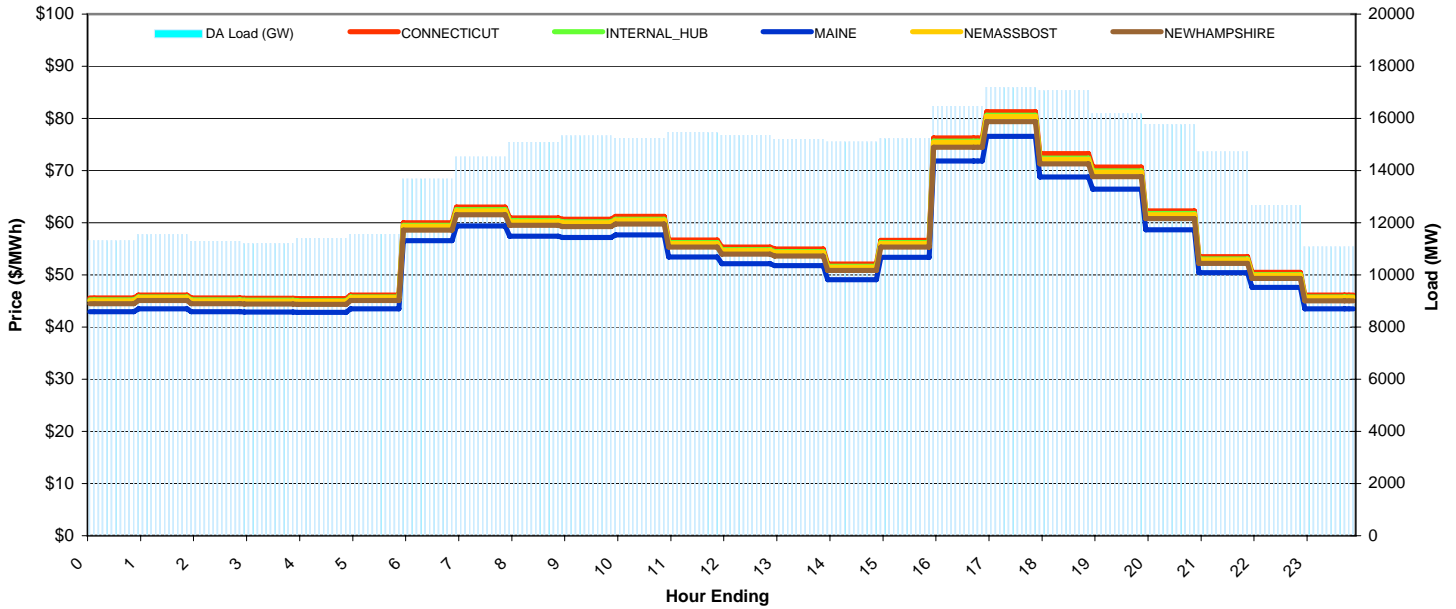
ISO-NE Daily Report

Monday December 14, 2009

Price Color Codes: <=0 >=100 >=200

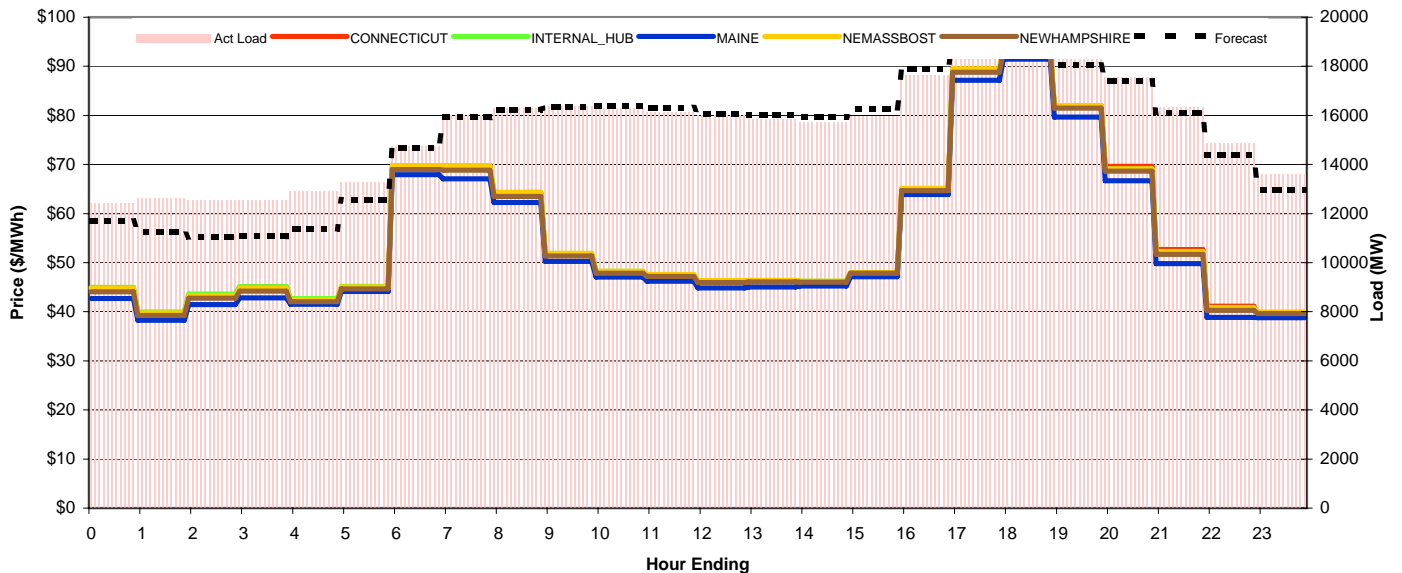
Day-Ahead Prices and Cleared Load

	HE1	HE2	HE3	HE4	HE5	HE6	HE7	HE8	HE9	HE10	HE11	HE12	HE13	HE14	HE15	HE16	HE17	HE18	HE19	HE20	HE21	HE22	HE23	HE24	avg all/peak
CONNECTICUT	45.56	46.15	45.58	45.51	45.44	46.15	60.00	63.00	60.91	60.70	61.20	56.67	55.32	54.95	52.07	56.64	76.25	81.27	73.28	70.69	62.27	53.48	50.49	46.15	57 / 62
NEMASSBOST	45.04	45.62	45.05	44.99	44.92	45.62	59.31	62.28	60.21	60	60.5	56.02	54.68	54.32	51.47	55.99	75.38	80.34	72.17	69.71	61.55	52.86	49.91	45.62	56 / 61
NEWHAMPSHIRE	44.49	45.07	44.5	44.44	44.37	45.07	58.59	61.52	59.48	59.27	59.76	55.34	54.01	53.65	50.85	55.31	74.46	79.36	71.28	68.86	60.8	52.22	49.3	45.06	56 / 60
MAINE	42.93	43.49	42.95	42.89	42.82	43.49	56.54	59.37	57.40	57.20	57.68	53.41	52.13	51.78	49.07	53.38	71.86	76.59	68.79	66.45	58.68	50.40	47.58	43.49	54 / 58
INTERNAL_HUB	45.19	45.77	45.2	45.14	45.06	45.77	59.51	62.49	60.41	60.2	60.7	56.21	54.86	54.5	51.65	56.18	75.63	80.61	72.38	69.92	61.76	53.04	50.08	45.77	57 / 61
DA Load (GW)	11.3	11.5	11.3	11.2	11.4	11.6	13.7	14.5	15.1	15.3	15.2	15.5	15.4	15.2	15.1	15.2	16.5	17.2	17.1	16.2	15.8	14.7	12.7	11.1	



Preliminary Real-Time Prices with Forecasted and Actual System Load

	HE1	HE2	HE3	HE4	HE5	HE6	HE7	HE8	HE9	HE10	HE11	HE12	HE13	HE14	HE15	HE16	HE17	HE18	HE19	HE20	HE21	HE22	HE23	HE24	avg all/peak
CONNECTICUT	44.94	39.79	43.50	45.11	42.39	44.91	69.27	69.76	64.23	51.73	48.06	47.55	46.21	46.34	46.15	47.94	64.74	89.05	93.50	82.04	69.65	52.67	41.16	39.54	55 / 60
NEMASSBOST	44.75	39.75	43.23	44.71	42.45	45.04	69.77	69.73	64.27	51.9	48.26	47.59	46.32	46.41	46.25	47.98	65.11	89.49	93.9	81.98	69.12	52.18	40.83	39.96	55 / 60
NEWHAMPSHIRE	44.07	39.27	42.76	44.22	42.07	44.64	68.97	68.81	63.5	51.38	47.86	47.19	45.98	46.12	46.02	47.86	64.7	88.76	93.24	81.48	68.64	51.69	40.3	39.66	55 / 60
MAINE	42.69	38.26	41.49	42.84	41.55	44.64	67.95	67.08	62.25	50.27	47.04	46.24	44.86	45.05	45.22	47.15	63.91	87.14	91.44	79.66	66.72	49.83	38.85	38.78	56 / 58
INTERNAL_HUB	44.96	39.99	43.59	45.12	42.71	45.18	69.75	69.77	64.31	51.91	48.22	47.54	46.26	46.37	46.2	47.95	64.84	89.05	93.45	81.77	69.13	52.25	40.9	39.85	55 / 60
Forecast	11.70	11.26	11.05	11.07	11.37	12.57	14.68	15.92	16.23	16.33	16.39	16.31	16.06	16.01	15.93	16.25	17.87	18.99	18.53	18.07	17.40	16.11	14.41	12.97	15 / 17
(RT) - (DA Load)	1.10	1.07	1.25	1.34	1.49	1.69	1.07	1.49	1.21	1.03	1.04	0.68	0.63	0.65	0.59	0.74	1.15	1.66	1.66	2.07	1.77	1.59	2.19	2.53	



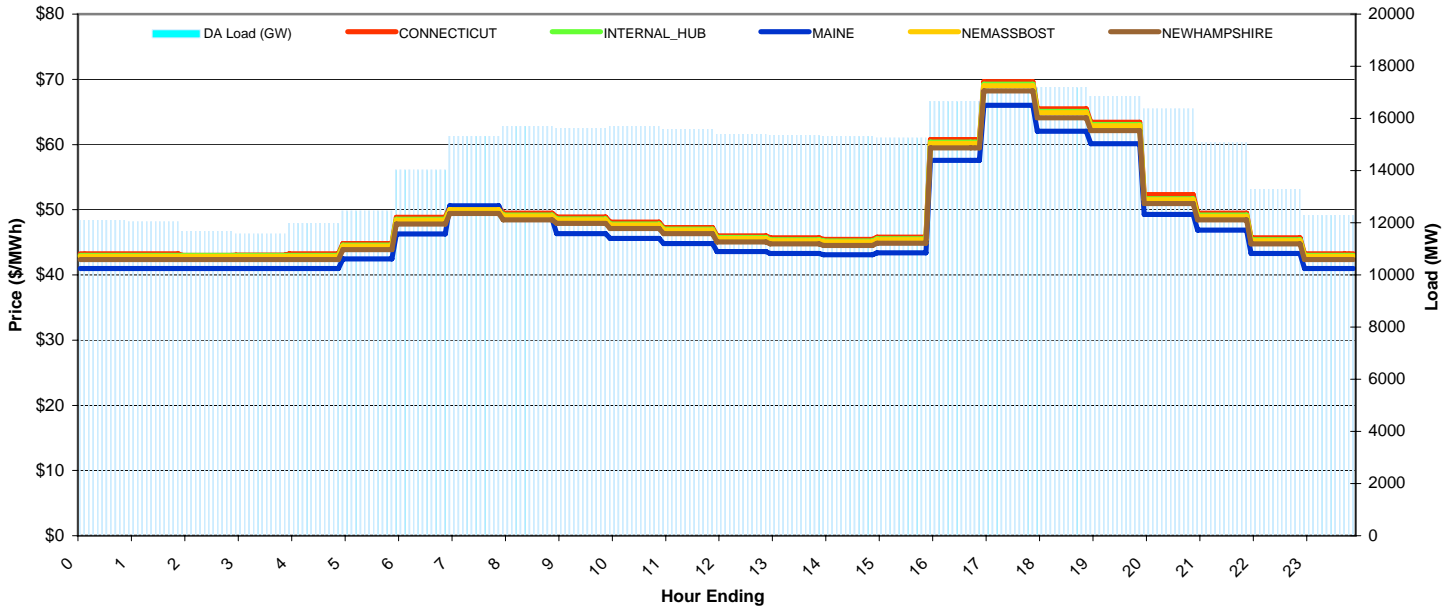
ISO-NE Daily Report

Tuesday December 15, 2009

Price Color Codes: <=0 >=100 >=200

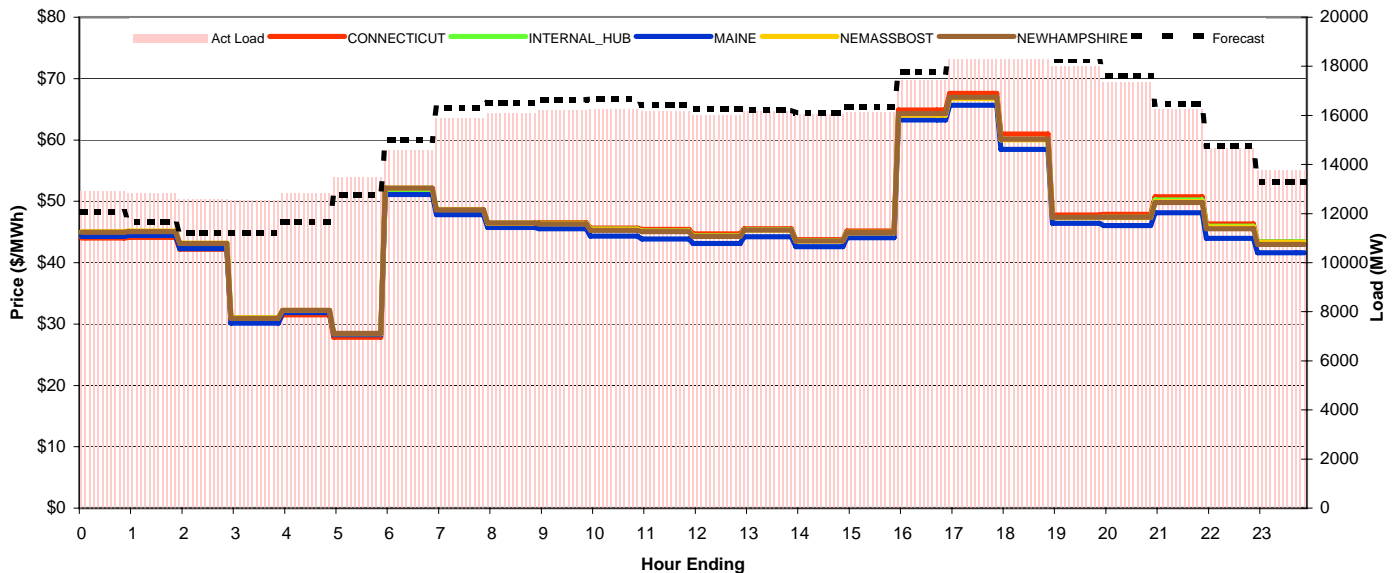
Day-Ahead Prices and Cleared Load

	HE1	HE2	HE3	HE4	HE5	HE6	HE7	HE8	HE9	HE10	HE11	HE12	HE13	HE14	HE15	HE16	HE17	HE18	HE19	HE20	HE21	HE22	HE23	HE24	avg all/peak
CONNECTICUT	43.25	43.25	43.00	43.02	43.25	44.81	48.81	50.47	49.46	48.89	48.10	47.28	46.00	45.68	45.45	45.81	60.74	69.66	65.45	63.43	52.33	49.45	45.68	43.25	49 / 52
NEMASSBOST	42.86	42.86	42.85	42.85	42.86	44.41	48.37	50	49.01	48.45	47.66	46.85	45.58	45.26	45.04	45.39	60.19	69.02	64.86	62.85	51.54	49	45.26	42.86	49 / 52
NEWHAMPSHIRE	42.37	42.37	42.36	42.36	42.37	43.9	47.82	49.43	48.44	47.9	47.12	46.32	45.06	44.75	44.52	44.87	59.5	68.23	64.12	62.13	50.94	48.44	44.75	42.37	48 / 51
MAINE	40.98	40.98	40.98	40.98	40.98	42.47	46.26	50.61	48.52	46.33	45.58	44.81	43.59	43.29	43.07	43.41	57.56	66.01	62.03	60.11	49.28	46.86	43.29	40.98	47 / 50
INTERNAL_HUB	43	43	43	43	43	44.55	48.53	50.17	49.17	48.61	47.82	47.01	45.74	45.42	45.19	45.54	60.39	69.25	65.07	63.06	51.67	49.16	45.42	43	49 / 52
DA Load (GW)	12.1	12.0	11.7	11.6	12.0	12.4	14.0	15.3	15.7	15.6	15.7	15.6	15.4	15.4	15.3	15.2	16.7	17.3	17.2	16.9	16.4	15.1	13.3	12.3	



Preliminary Real-Time Prices with Forecasted and Actual System Load

	HE1	HE2	HE3	HE4	HE5	HE6	HE7	HE8	HE9	HE10	HE11	HE12	HE13	HE14	HE15	HE16	HE17	HE18	HE19	HE20	HE21	HE22	HE23	HE24	avg all/peak
CONNECTICUT	44.03	44.14	42.19	30.31	31.50	27.84	51.31	48.40	46.42	46.52	45.64	45.41	44.67	45.52	43.77	45.16	64.88	67.59	60.96	47.78	47.86	50.75	46.31	43.39	46 / 50
NEMASSBOST	45.08	45.14	43.17	31.02	32.21	28.44	52.17	48.65	46.42	46.36	45.4	45.1	44.35	45.33	43.57	44.86	64.05	66.74	60.01	47.37	47.36	49.98	45.8	43.29	46 / 49
NEWHAMPSHIRE	44.95	45.05	43.11	30.94	32.24	28.48	52.14	48.63	46.45	46.31	45.25	45.07	44.29	45.31	43.56	44.91	64.28	66.98	60.14	47.43	47.38	49.81	45.53	42.99	46 / 49
MAINE	44.26	44.42	42.29	30.13	31.87	28.00	51.11	47.82	45.76	45.54	44.32	43.87	43.11	44.25	42.63	44.08	63.25	65.65	58.45	46.44	46.05	48.15	43.97	41.64	48 / 48
INTERNAL_HUB	44.85	45.02	43.07	30.96	32.16	28.36	51.95	48.61	46.43	46.41	45.46	45.16	44.38	45.39	43.62	44.93	64.18	66.75	60.1	47.35	47.42	50.2	45.94	43.37	46 / 50
Forecast	12.07	11.64	11.23	11.20	11.64	12.76	14.98	16.30	16.51	16.64	16.67	16.43	16.24	16.22	16.10	16.32	17.76	18.88	18.65	18.25	17.61	16.46	14.75	13.28	15 / 17
(RT) - (DA Load)	0.84	0.80	0.93	0.98	0.85	1.01	0.54	0.58	0.39	0.57	0.54	0.55	0.60	0.83	0.70	0.86	0.77	1.14	1.23	1.12	0.98	1.17	1.37	1.47	



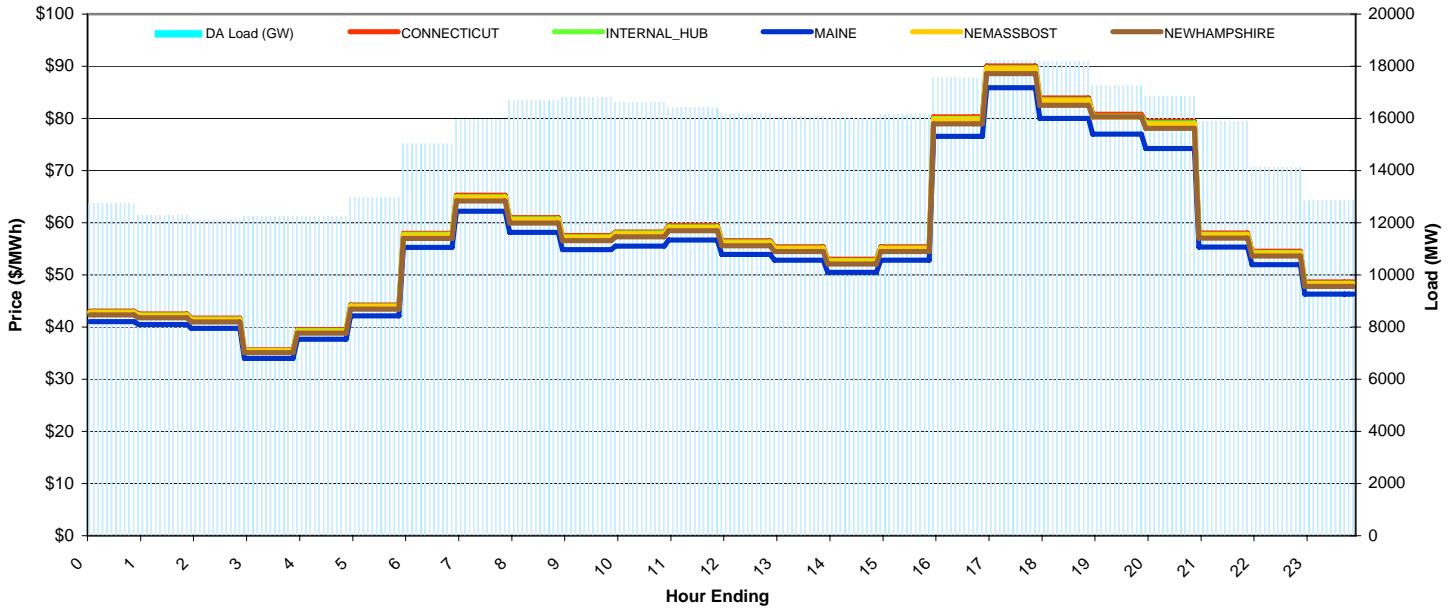
ISO-NE Daily Report

Wednesday December 16, 2009

Price Color Codes: <=0 >=100 >=200

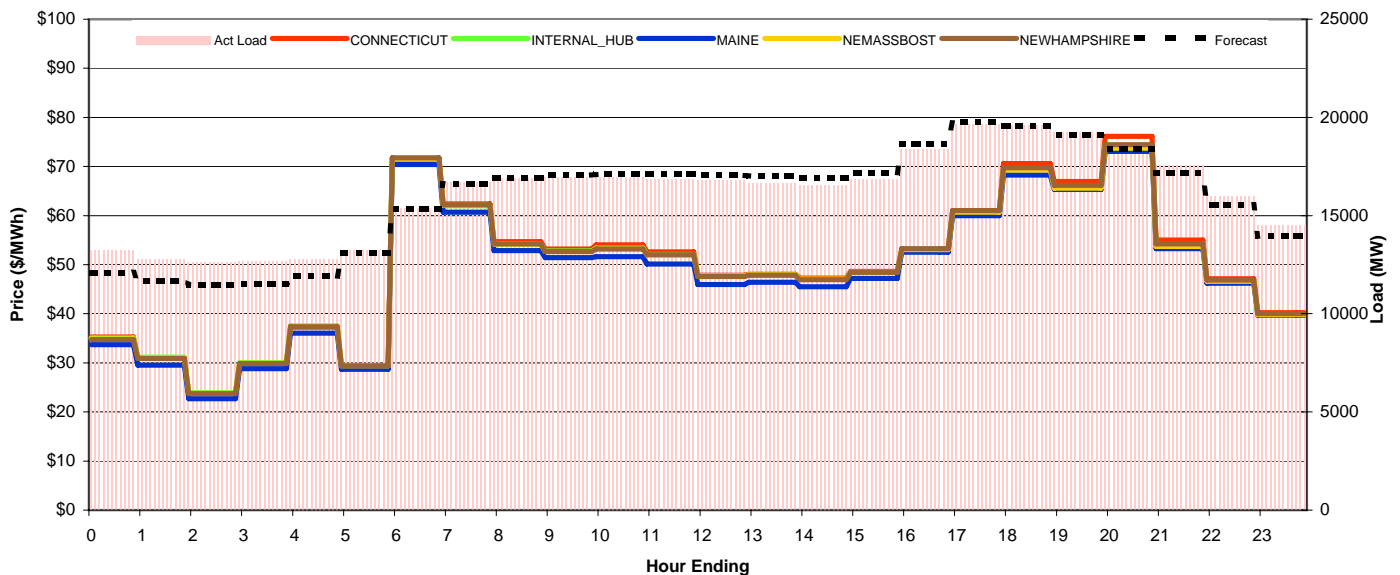
Day-Ahead Prices and Cleared Load

	HE1	HE2	HE3	HE4	HE5	HE6	HE7	HE8	HE9	HE10	HE11	HE12	HE13	HE14	HE15	HE16	HE17	HE18	HE19	HE20	HE21	HE22	HE23	HE24	avg all/peak
CONNECTICUT	43.05	42.50	41.69	35.67	39.50	44.21	58.00	65.26	61.00	57.55	58.25	59.47	56.54	55.40	52.98	55.40	80.33	90.09	83.92	80.78	79.44	58.03	54.54	48.62	58 / 66
NEMASSBOST	42.76	42.22	41.41	35.43	39.23	43.91	57.62	64.83	60.57	57.17	57.87	59.07	56.16	55.04	52.63	55.04	79.79	89.49	83.36	80.24	78.91	57.64	54.18	48.29	58 / 65
NEWHAMPSHIRE	42.32	41.78	40.98	35.07	38.83	43.46	57.02	64.16	59.95	56.57	57.27	58.46	55.58	54.46	52.09	54.46	78.96	88.56	82.5	80.33	78.09	57.05	53.62	47.79	57 / 65
MAINE	41.04	40.52	39.74	34.00	37.65	42.14	55.29	62.22	58.13	54.86	55.53	56.69	53.90	52.82	50.51	52.82	76.57	85.88	80.00	77.00	74.22	55.32	51.99	46.34	56 / 62
INTERNAL_HUB	42.88	42.33	41.52	35.53	39.34	44.03	57.77	65	60.73	57.32	58.02	59.23	56.31	55.18	52.77	55.18	80	89.72	83.58	80.45	79.12	57.79	54.32	48.42	58 / 65
DA Load (GW)	12.7	12.3	12.1	12.2	12.2	13.0	15.0	16.0	16.7	16.8	16.6	16.4	16.2	16.1	16.0	16.1	17.6	18.2	18.2	17.3	16.8	15.9	14.1	12.9	



Preliminary Real-Time Prices with Forecasted and Actual System Load

	HE1	HE2	HE3	HE4	HE5	HE6	HE7	HE8	HE9	HE10	HE11	HE12	HE13	HE14	HE15	HE16	HE17	HE18	HE19	HE20	HE21	HE22	HE23	HE24	avg all/peak
CONNECTICUT	35.27	31.02	23.76	29.83	37.32	29.38	71.52	62.36	54.67	53.19	54.05	52.63	47.88	48.06	47.29	48.62	53.01	61.02	70.60	66.98	76.14	55.03	47.15	40.24	50 / 56
NEMASSBOST	34.86	31.01	23.79	29.93	37.44	29.38	71.65	62.14	54.15	52.7	53.25	51.98	47.68	47.94	47.05	48.45	53.04	60.67	69.32	65.56	73.74	53.69	46.63	39.8	49 / 55
NEWHAMPSHIRE	34.75	30.88	23.7	29.85	37.37	29.37	71.76	62.21	54.25	52.68	53.2	52.04	47.61	47.87	46.93	48.46	53.25	61	69.74	66.17	74.45	54.24	46.89	40	50 / 56
MAINE	33.68	29.56	22.70	28.81	36.07	88.00	70.43	60.67	52.89	51.41	51.60	50.15	45.98	46.39	45.48	47.20	52.53	59.96	68.27	65.30	73.08	53.28	46.19	39.72	51 / 54
INTERNAL_HUB	35.06	31.16	23.9	30.04	37.57	29.39	71.48	62.01	54.22	52.78	53.4	52.09	47.69	47.89	47.01	48.41	52.84	60.5	69.42	65.78	74.26	54.06	46.77	39.88	49 / 56
Forecast	12.09	11.65	11.48	11.54	11.91	13.11	15.34	16.63	16.92	17.06	17.09	17.12	17.05	17.01	16.91	17.17	18.63	19.75	19.58	19.12	18.40	17.19	15.55	13.95	16 / 18
(RT) - (DA Load)	0.49	0.49	0.50	0.43	0.57	0.26	0.34	0.71	0.20	0.12	0.35	0.46	0.62	0.56	0.55	0.68	0.82	1.42	1.40	1.95	1.83	1.65	1.84	1.62	



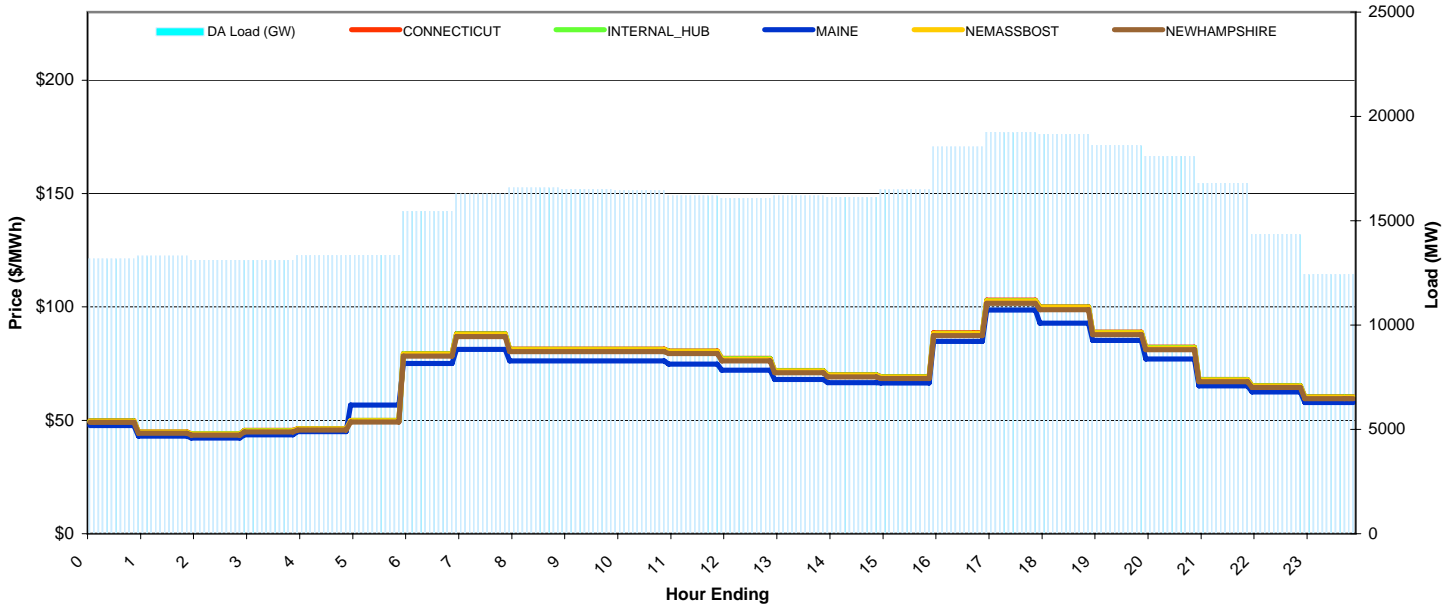
ISO-NE Daily Report

Thursday December 17, 2009

Price Color Codes: <=0 >=100 >=200

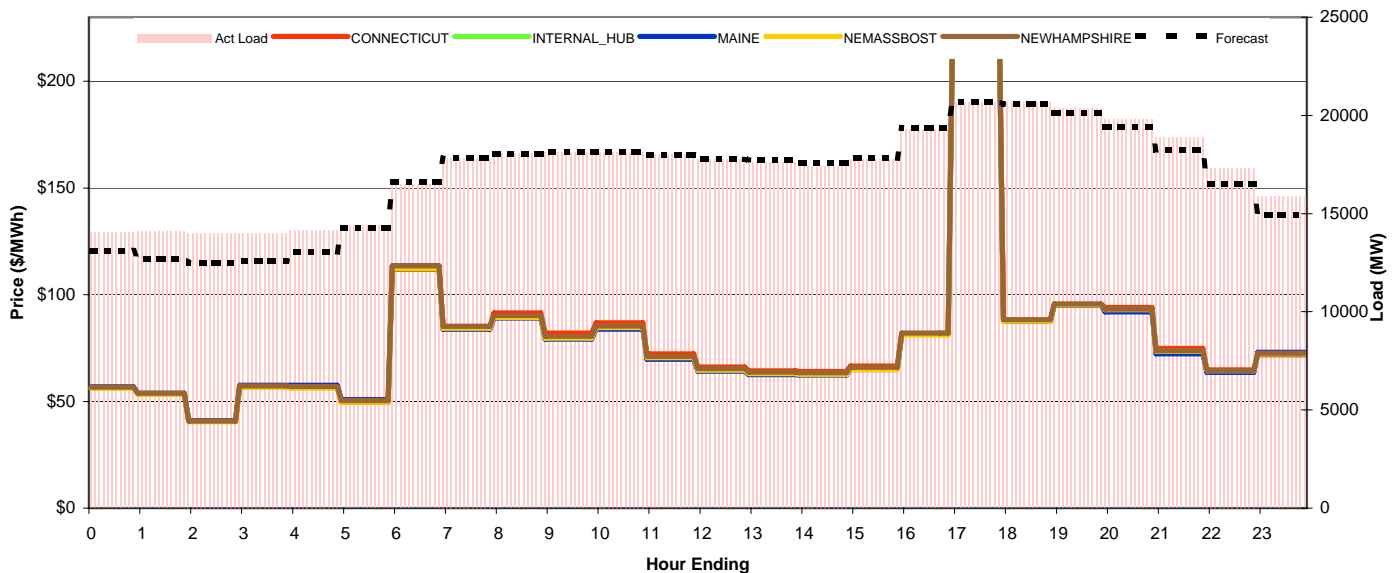
Day-Ahead Prices and Cleared Load

	HE1	HE2	HE3	HE4	HE5	HE6	HE7	HE8	HE9	HE10	HE11	HE12	HE13	HE14	HE15	HE16	HE17	HE18	HE19	HE20	HE21	HE22	HE23	HE24	avg all/peak
CONNECTICUT	49.74	44.87	44.08	45.53	46.30	50.00	79.43	88.18	81.41	81.41	81.41	80.55	77.28	72.00	70.11	69.31	88.58	103.00	100.11	88.96	82.23	68.00	65.31	60.38	72 / 81
NEMASSBOST	49.54	44.69	43.91	45.35	46.12	49.8	79.11	87.83	81.08	81.08	80.23	76.97	71.71	69.83	69.03	88.23	102.59	99.71	88.61	81.9	67.73	65.05	60.14	71 / 80	
NEWHAMPSHIRE	49.07	44.26	43.49	44.92	45.68	49.31	78.36	86.98	80.3	80.3	80.3	79.45	76.23	71.03	69.16	68.38	87.39	101.61	98.74	87.76	81.11	67.08	64.43	59.57	71 / 80
MAINE	47.65	42.98	42.23	43.61	45.00	56.66	75.07	81.28	76.22	76.22	76.16	74.76	72.13	68.07	66.62	66.39	84.81	98.67	92.82	85.22	77.05	65.14	62.56	57.84	68 / 77
INTERNAL_HUB	49.64	44.77	43.99	45.44	46.2	49.89	79.27	88	81.24	81.24	81.24	80.38	77.12	71.85	69.96	69.17	88.4	102.79	99.9	88.78	82.06	67.86	65.17	60.26	71 / 81
DA Load (GW)	13.2	13.3	13.1	13.1	13.3	13.3	15.5	16.3	16.6	16.5	16.4	16.2	16.1	16.2	16.1	16.5	18.5	19.2	19.2	18.6	18.1	16.8	14.3	12.4	



Preliminary Real-Time Prices with Forecasted and Actual System Load

	HE1	HE2	HE3	HE4	HE5	HE6	HE7	HE8	HE9	HE10	HE11	HE12	HE13	HE14	HE15	HE16	HE17	HE18	HE19	HE20	HE21	HE22	HE23	HE24	avg all/peak
CONNECTICUT	56.52	53.59	40.58	56.89	56.54	49.50	111.79	85.19	91.41	81.99	86.85	72.32	66.08	64.25	64.03	66.53	81.93	224.00	87.71	95.47	93.98	74.81	64.75	71.84	79 / 88
NEMASSBOST	56.27	53.31	40.49	56.65	56.19	49.69	112.49	84.33	89.4	79.63	84.5	70.4	64.61	63.02	62.67	64.85	81.18	222.59	87.61	95.18	92.97	73.44	64.31	72.4	78 / 86
NEWHAMPSHIRE	56.73	53.8	40.82	57.27	56.97	50.37	113.44	85.12	90.29	80.47	85.26	71.08	65.43	63.79	63.46	65.98	81.97	224.09	88.24	95.66	93.3	73.77	64.49	72.51	79 / 87
MAINE	56.88	53.88	40.87	57.58	57.57	88.00	113.50	83.80	89.11	79.18	83.78	69.75	64.12	62.57	62.37	64.92	81.41	222.19	87.55	94.99	91.96	72.29	63.58	72.99	80 / 86
INTERNAL_HUB	56.41	53.55	40.68	56.96	56.51	49.69	112.22	84.59	89.89	80.27	85.15	70.91	65.02	63.33	63.01	65.31	81.23	222.25	87.44	95.06	93.1	73.78	64.42	72.29	78 / 87
Forecast	13.11	12.71	12.50	12.58	13.03	14.26	16.59	17.82	18.02	18.12	18.12	17.98	17.76	17.73	17.60	17.82	19.37	20.68	20.58	20.15	19.40	18.23	16.51	14.95	17 / 18
(RT) - (DA Load)	0.86	0.79	0.91	0.91	0.84	1.05	1.04	1.53	1.48	1.60	1.70	1.81	1.65	1.42	1.29	1.27	0.76	1.44	1.48	1.74	1.71	2.10	2.98	3.45	



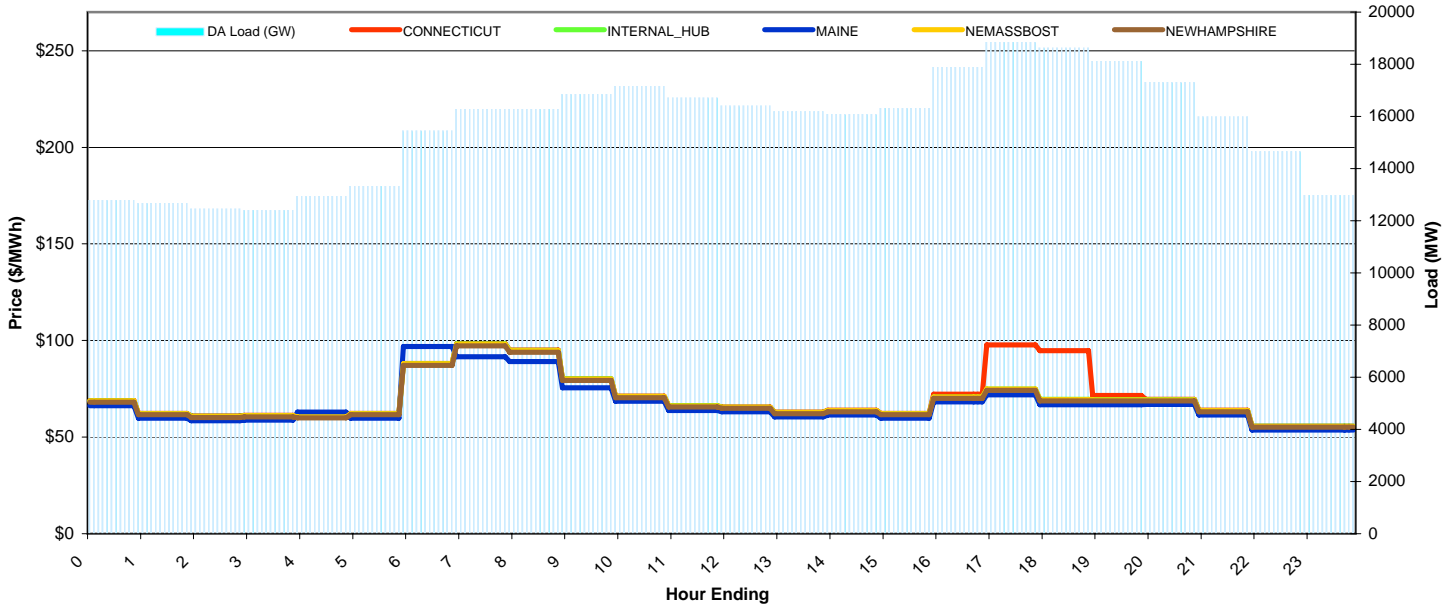
ISO-NE Daily Report

Friday December 18, 2009

Price Color Codes: <=0 >=100 >=200

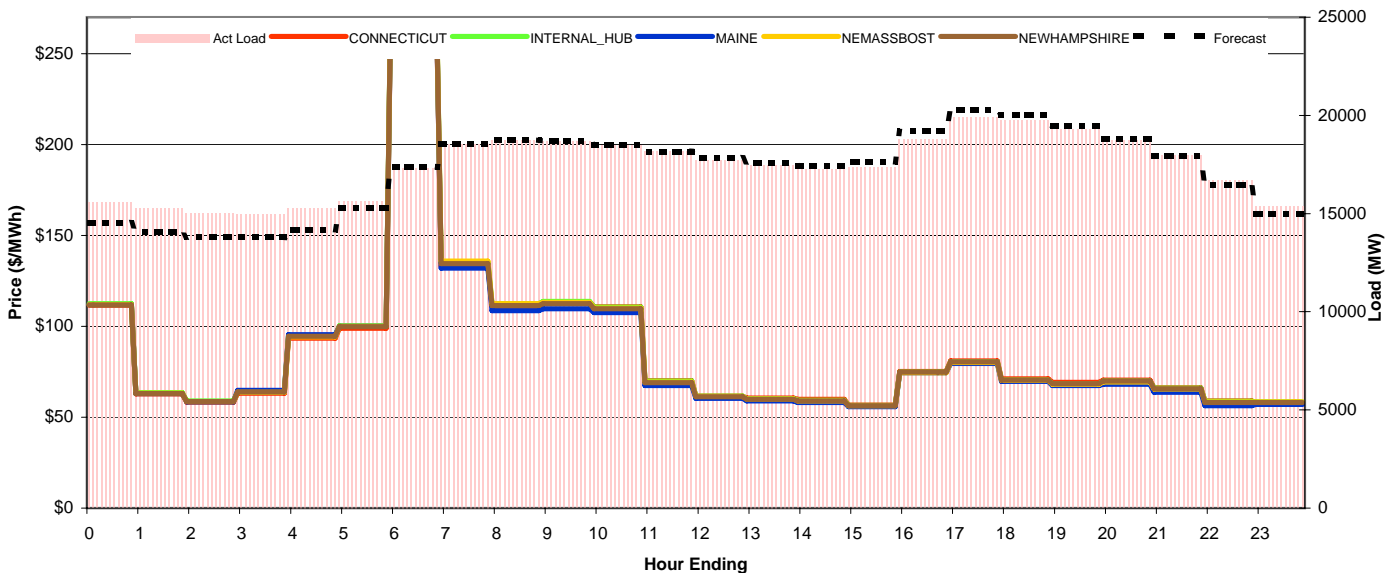
Day-Ahead Prices and Cleared Load

	HE1	HE2	HE3	HE4	HE5	HE6	HE7	HE8	HE9	HE10	HE11	HE12	HE13	HE14	HE15	HE16	HE17	HE18	HE19	HE20	HE21	HE22	HE23	HE24	avg all/peak
CONNECTICUT	68.93	62.26	60.88	61.22	60.62	62.26	88.15	98.35	95.00	80.23	71.22	66.33	65.61	62.90	63.91	62.26	72.22	97.71	94.69	71.64	69.50	63.91	55.72	55.72	71 / 74
NEMASSBOST	68.72	62.08	60.7	61.04	60.44	62.08	87.89	98.06	94.72	80	71.01	66.14	65.42	62.72	63.72	62.08	70.74	74.82	69.44	69.3	69.29	63.72	55.56	55.56	69 / 71
NEWHAMPSHIRE	68.14	61.55	60.18	60.52	59.93	61.55	87.13	97.22	93.91	79.31	70.41	65.58	64.87	62.19	63.18	61.55	70.13	74.13	68.79	68.71	68.7	63.18	55.09	55.09	68 / 70
MAINE	66.29	59.88	58.55	58.88	63.00	59.88	96.94	91.68	89.11	75.49	68.50	63.80	63.11	60.50	61.47	59.88	68.22	71.93	66.72	66.83	66.84	61.47	53.59	53.59	67 / 68
INTERNAL_HUB	68.81	62.16	60.77	61.12	60.52	62.16	88	98.19	94.84	80.1	71.1	66.22	65.5	62.8	63.8	62.16	70.79	74.92	69.54	69.39	69.38	63.8	55.63	55.63	69 / 71
DA Load (GW)	12.8	12.7	12.5	12.4	12.9	13.3	15.4	16.3	16.3	16.8	17.2	16.7	16.4	16.2	16.1	16.3	17.9	18.8	18.6	18.1	17.3	16.0	14.7	13.0	



Preliminary Real-Time Prices with Forecasted and Actual System Load

	HE1	HE2	HE3	HE4	HE5	HE6	HE7	HE8	HE9	HE10	HE11	HE12	HE13	HE14	HE15	HE16	HE17	HE18	HE19	HE20	HE21	HE22	HE23	HE24	avg all/peak
CONNECTICUT	111.64	62.76	58.22	63.11	93.47	99.00	257.74	133.06	111.04	113.31	110.70	70.06	61.62	60.51	59.80	56.65	75.07	80.89	71.13	69.14	70.38	66.24	58.99	58.17	86 / 79
NEMASSBOST	111.97	63.11	58.62	63.7	94.22	100.04	261.93	135.87	112.43	113.1	109.96	69.36	61.39	59.95	58.95	56.28	74.43	80.08	70.18	68.15	69.34	65.44	58.41	58.46	86 / 79
NEWHAMPSHIRE	111.84	63.07	58.53	63.92	94.47	99.88	260.62	134.51	111.36	112.47	109.6	69.05	61.27	59.83	59.03	56.34	74.76	80.35	70.42	68.49	69.81	65.65	58.15	58.05	86 / 79
MAINE	111.98	62.97	58.35	64.78	95.37	88.00	258.91	131.95	108.67	109.62	107.52	67.48	60.37	58.93	58.10	55.81	74.38	79.49	69.64	67.47	68.09	63.70	56.25	56.95	85 / 77
INTERNAL_HUB	112.41	63.5	58.94	64.04	94.83	100.32	261.37	135.32	112.43	113.71	110.61	69.8	61.62	60.24	59.3	56.45	74.8	80.35	70.47	68.53	69.86	65.93	58.74	58.49	87 / 79
Forecast	14.53	14.05	13.81	13.79	14.17	15.30	17.36	18.53	18.75	18.69	18.48	18.16	17.84	17.57	17.44	17.62	19.19	20.25	20.01	19.47	18.83	17.92	16.44	14.96	17 / 18
(RT) - (DA Load)	2.76	2.58	2.55	2.56	2.35	2.33	1.89	2.28	2.45	1.82	1.31	1.46	1.32	1.29	1.19	1.02	0.91	1.05	1.11	1.16	1.45	1.96	2.01	2.39	



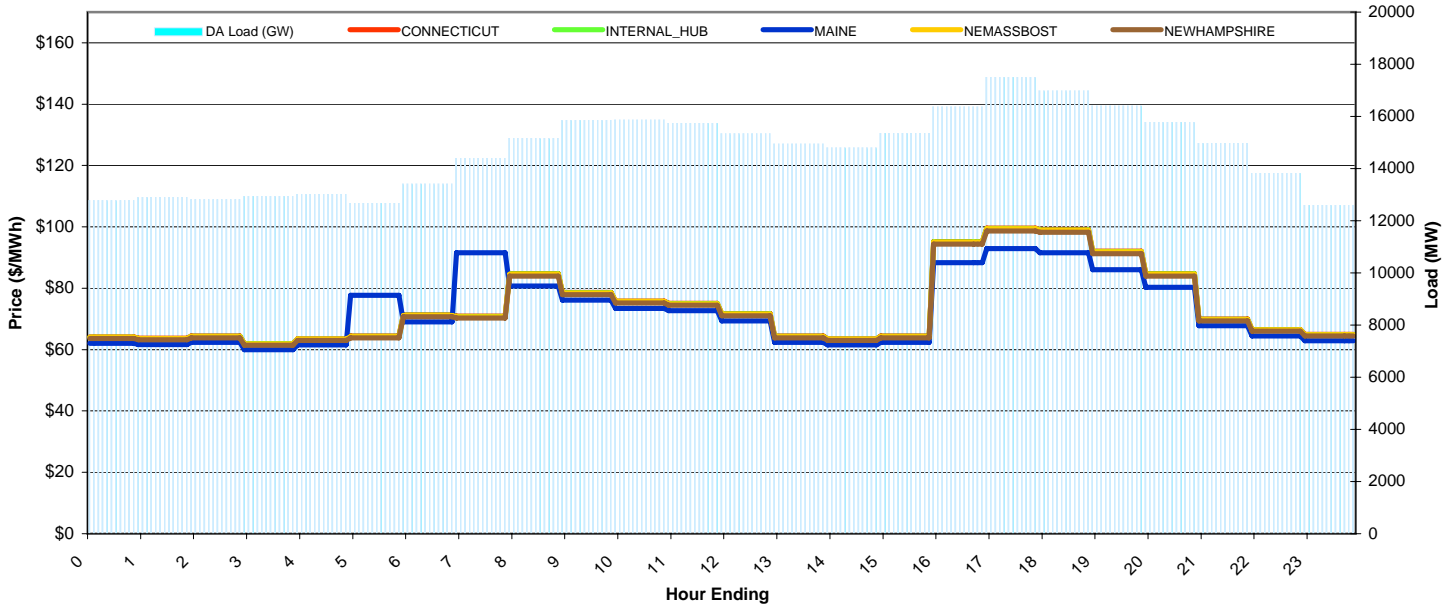
ISO-NE Daily Report

Saturday December 19, 2009

Price Color Codes: <=0 >=100 >=200

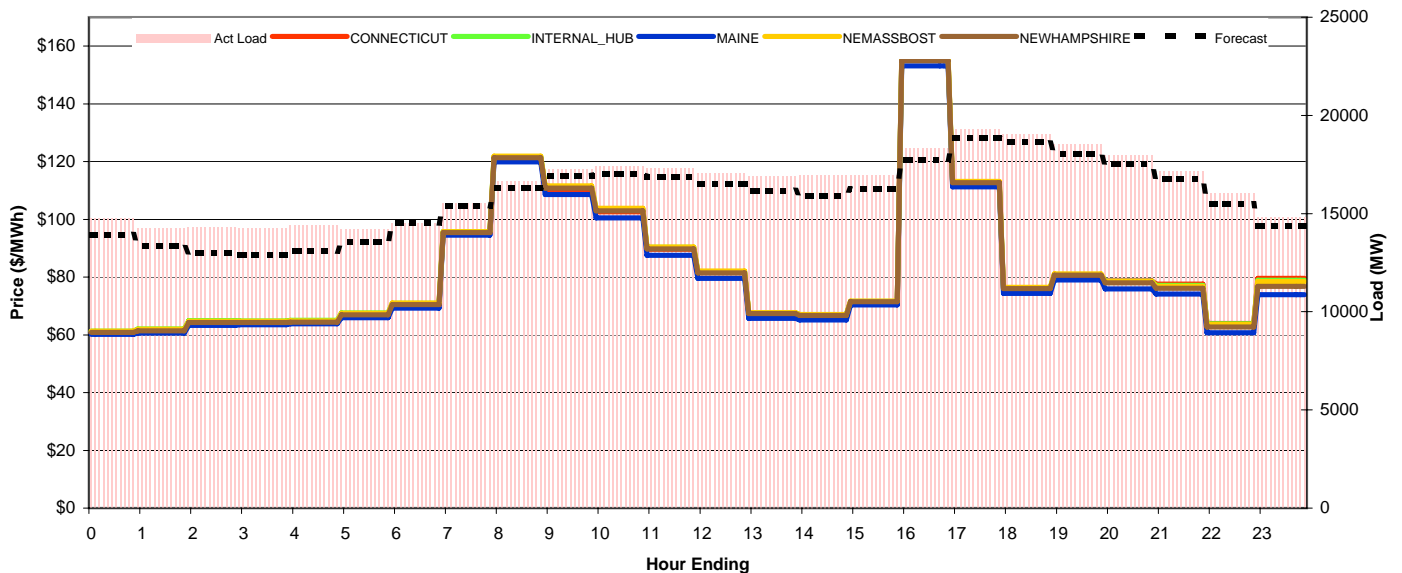
Day-Ahead Prices and Cleared Load

	HE1	HE2	HE3	HE4	HE5	HE6	HE7	HE8	HE9	HE10	HE11	HE12	HE13	HE14	HE15	HE16	HE17	HE18	HE19	HE20	HE21	HE22	HE23	HE24	avg all/peak
CONNECTICUT	64.16	63.74	64.41	62.00	63.54	64.43	71.36	70.94	84.77	78.66	75.87	75.11	71.72	64.41	63.54	64.41	95.24	99.60	99.15	92.14	84.76	70.00	66.58	65.00	74 / 79
NEMASSBOST	63.99	63.58	64.24	61.84	63.38	64.26	71.18	70.75	84.55	78.46	75.68	74.92	71.53	64.24	63.38	64.24	95	99.35	98.9	91.91	84.55	69.82	66.41	64.83	74 / 78
NEWHAMPSHIRE	63.58	63.17	63.83	61.44	62.97	63.83	70.71	70.25	83.99	77.95	75.18	74.44	71.07	63.83	62.97	63.83	94.36	98.69	98.23	91.29	83.99	69.37	65.98	64.41	73 / 78
MAINE	62.09	61.68	62.33	60.00	61.49	77.65	69.05	91.53	80.70	76.12	73.42	72.69	69.40	62.33	61.49	62.33	88.37	92.91	91.52	86.06	80.27	67.74	64.43	62.90	72 / 76
INTERNAL_HUB	64.06	63.64	64.31	61.91	63.44	64.33	71.25	70.83	84.64	78.54	75.75	75	71.61	64.31	63.44	64.31	95.1	99.45	99	92	84.64	69.89	66.48	64.9	74 / 78
DA Load (GW)	12.8	12.9	12.8	12.9	13.0	12.7	13.4	14.4	15.2	15.9	15.9	15.7	15.3	14.9	14.8	15.4	16.4	17.5	17.0	16.4	15.8	15.0	13.8	12.6	



Preliminary Real-Time Prices with Forecasted and Actual System Load

	HE1	HE2	HE3	HE4	HE5	HE6	HE7	HE8	HE9	HE10	HE11	HE12	HE13	HE14	HE15	HE16	HE17	HE18	HE19	HE20	HE21	HE22	HE23	HE24	avg all/peak
CONNECTICUT	60.70	61.39	64.15	63.97	64.10	66.80	70.20	95.13	120.80	110.41	102.64	89.69	81.57	67.36	66.96	71.45	155.05	111.74	75.72	80.59	78.70	77.63	63.89	79.60	83 / 91
NEMASSBOST	61.31	61.95	64.76	64.71	64.88	67.54	71.07	95.77	121.85	111.56	103.79	90.48	82.07	67.7	67.07	71.66	155.79	113.1	76.44	81.15	78.43	76.82	63.58	78.45	83 / 91
NEWHAMPSHIRE	60.89	61.45	64.29	64.23	64.43	66.95	70.44	95.37	121.38	110.8	102.98	89.8	81.49	67.34	66.73	71.48	154.98	112.66	76.03	80.72	77.97	76.16	62.77	76.84	82 / 91
MAINE	60.19	60.66	63.26	63.50	63.79	88.00	69.26	94.51	119.91	108.58	100.55	87.60	79.57	65.75	65.15	70.42	153.12	111.21	74.39	79.06	75.96	74.11	60.69	73.96	82 / 89
INTERNAL_HUB	61.33	62.02	64.94	64.86	65	67.57	70.93	95.7	121.67	111.37	103.56	90.32	81.94	67.63	67.06	71.55	155.15	112.43	76.1	80.94	78.52	77.09	63.79	78.88	83 / 91
Forecast	13.93	13.34	13.00	12.89	13.07	13.54	14.51	15.38	16.32	16.94	17.03	16.88	16.50	16.16	15.91	16.23	17.74	18.84	18.63	18.03	17.50	16.76	15.50	14.36	16 / 17
(RT) - (DA Load)	1.95	1.35	1.49	1.29	1.36	1.50	1.08	1.11	1.47	1.41	1.53	1.56	1.73	1.97	2.17	1.58	1.95	1.74	2.06	2.12	2.16	2.18	2.20	2.17	



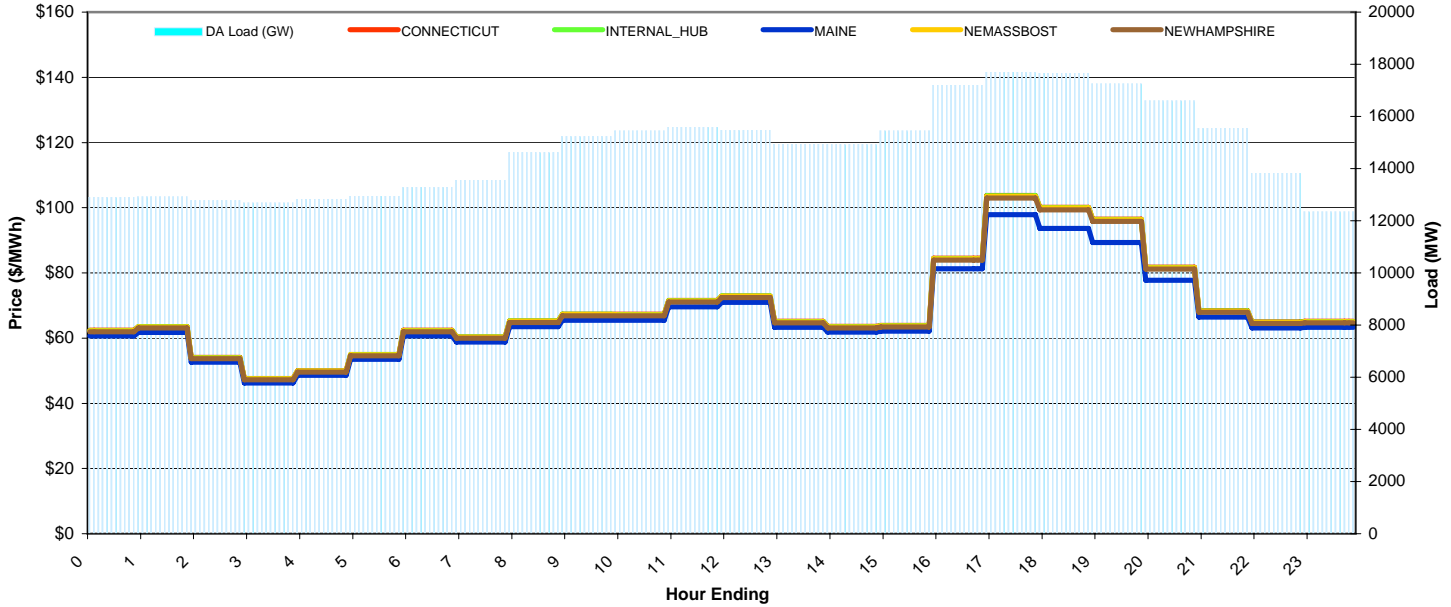
ISO-NE Daily Report

Sunday December 20, 2009

Price Color Codes: <=0 >=100 >=200

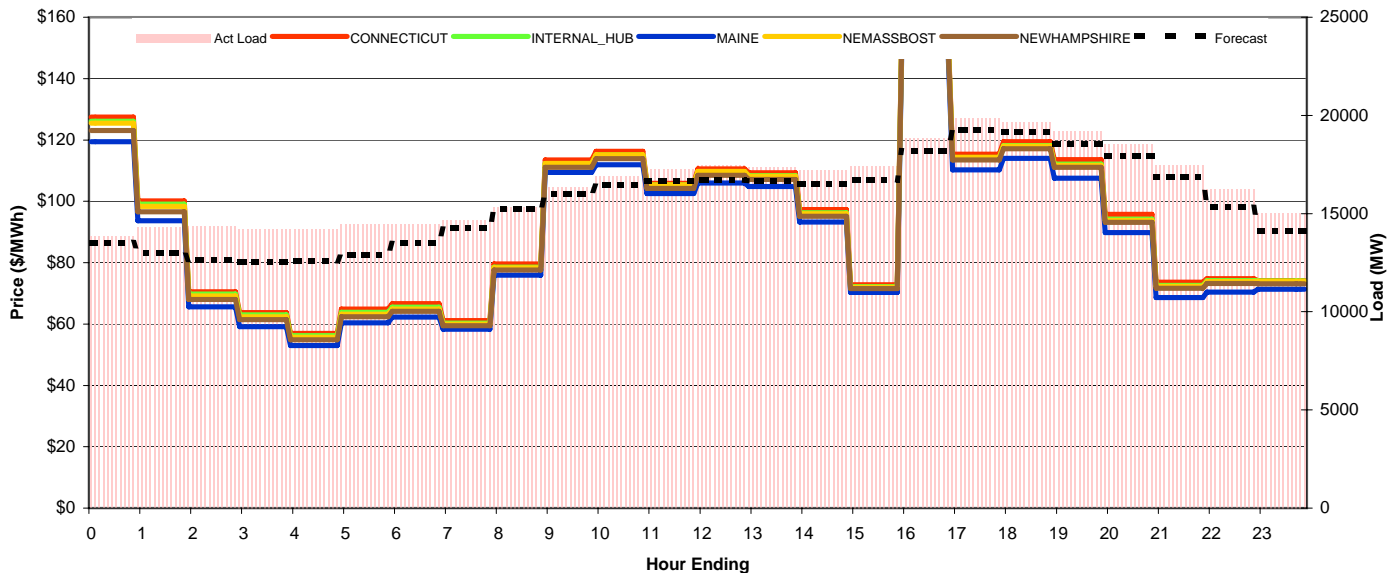
Day-Ahead Prices and Cleared Load

	HE1	HE2	HE3	HE4	HE5	HE6	HE7	HE8	HE9	HE10	HE11	HE12	HE13	HE14	HE15	HE16	HE17	HE18	HE19	HE20	HE21	HE22	HE23	HE24	avg all/peak
CONNECTICUT	62.40	63.53	54.05	47.57	49.94	55.00	62.40	60.40	65.29	67.37	67.31	71.52	72.97	65.14	63.59	63.86	84.54	103.71	100.09	96.49	81.72	68.37	64.94	65.14	69 / 75
NEMASSBOST	62.27	63.39	53.93	47.47	49.83	54.88	62.27	60.27	65.15	67.23	67.17	71.37	72.82	65	63.46	63.73	84.36	103.49	99.88	96.28	81.55	68.22	64.8	65	69 / 75
NEWHAMPSHIRE	61.96	63.08	53.67	47.24	49.58	54.61	61.96	59.98	64.82	66.89	66.83	71.02	72.46	64.68	63.14	63.41	83.93	102.96	99.36	95.78	81.13	67.88	64.48	64.68	69 / 74
MAINE	60.69	61.79	52.57	46.27	48.57	53.49	60.69	58.75	63.50	65.52	65.47	69.56	70.95	63.35	61.85	62.11	81.30	97.88	93.60	89.30	77.70	66.49	63.16	63.35	67 / 72
INTERNAL_HUB	62.34	63.47	54	47.53	49.89	54.95	62.34	60.35	65.23	67.31	67.25	71.46	72.91	65.08	63.54	63.81	84.46	103.62	100	96.4	81.65	68.3	64.88	65.08	69 / 75
DA Load (GW)	12.9	12.9	12.8	12.7	12.8	12.9	13.3	13.5	14.6	15.2	15.4	15.6	15.5	14.9	14.9	15.5	17.2	17.7	17.7	17.3	16.6	15.5	13.8	12.3	



Preliminary Real-Time Prices with Forecasted and Actual System Load

	HE1	HE2	HE3	HE4	HE5	HE6	HE7	HE8	HE9	HE10	HE11	HE12	HE13	HE14	HE15	HE16	HE17	HE18	HE19	HE20	HE21	HE22	HE23	HE24	avg all/peak
CONNECTICUT	127.48	100.17	70.53	63.70	56.93	64.83	66.61	61.11	79.56	113.43	116.32	105.85	110.61	109.32	97.29	72.78	153.82	115.39	119.43	113.55	95.73	73.63	74.80	74.13	93 / 101
NEMASSBOST	125.51	98.32	69.11	62.42	55.67	63.21	64.92	59.98	78.37	112.33	115.12	105.3	109.74	108.2	95.97	71.96	152.72	114.32	117.96	111.74	93.77	72.27	73.87	73.99	92 / 100
NEWHAMPSHIRE	123.06	96.62	68.02	61.43	54.82	62.37	64.13	59.43	77.62	111.12	113.85	104.19	108.44	107.11	95.12	71.6	151.5	113.45	117.17	111.03	93.16	71.68	73.19	73.12	91 / 99
MAINE	119.47	93.67	65.61	59.18	53.00	63.85	65.49	60.27	78.58	112.35	115.19	105.31	109.75	108.4	96.32	72.15	152.8	114.34	118.14	112.08	94.2	72.6	74.16	74.06	90 / 96
INTERNAL_HUB	126.1	99.1	69.74	62.99	56.18	63.85	65.49	60.27	78.58	112.35	115.19	105.31	109.75	108.4	96.32	72.15	152.8	114.34	118.14	112.08	94.2	72.6	74.16	74.06	92 / 100
Forecast	13.53	13.00	12.62	12.53	12.60	12.91	13.50	14.24	15.23	16.01	16.45	16.66	16.70	16.66	16.50	16.70	18.21	19.24	19.16	18.56	17.93	16.86	15.34	14.11	16 / 17
(RT) - (DA Load)	0.95	1.36	1.58	1.52	1.37	1.50	1.17	1.10	0.72	1.10	1.46	1.67	2.01	2.42	2.28	1.97	1.62	2.14	2.01	1.94	1.93	1.90	2.40	2.68	



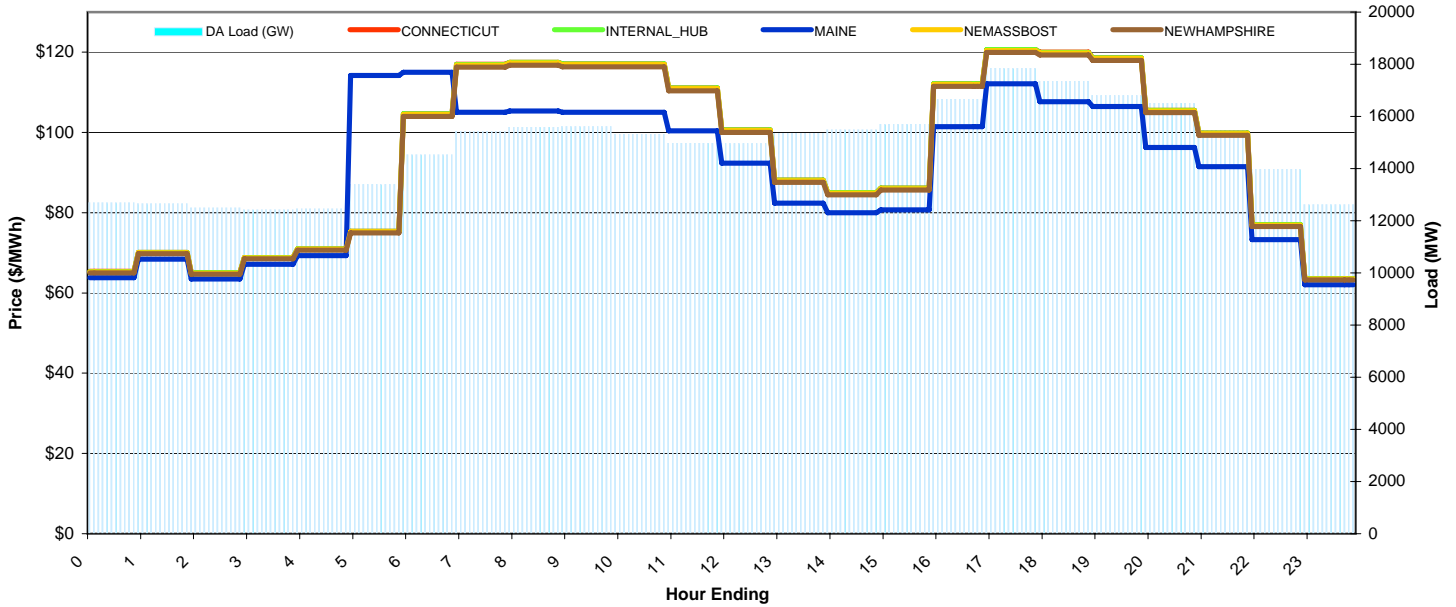
ISO-NE Daily Report

Monday December 21, 2009

Price Color Codes: <=0 >=100 >=200

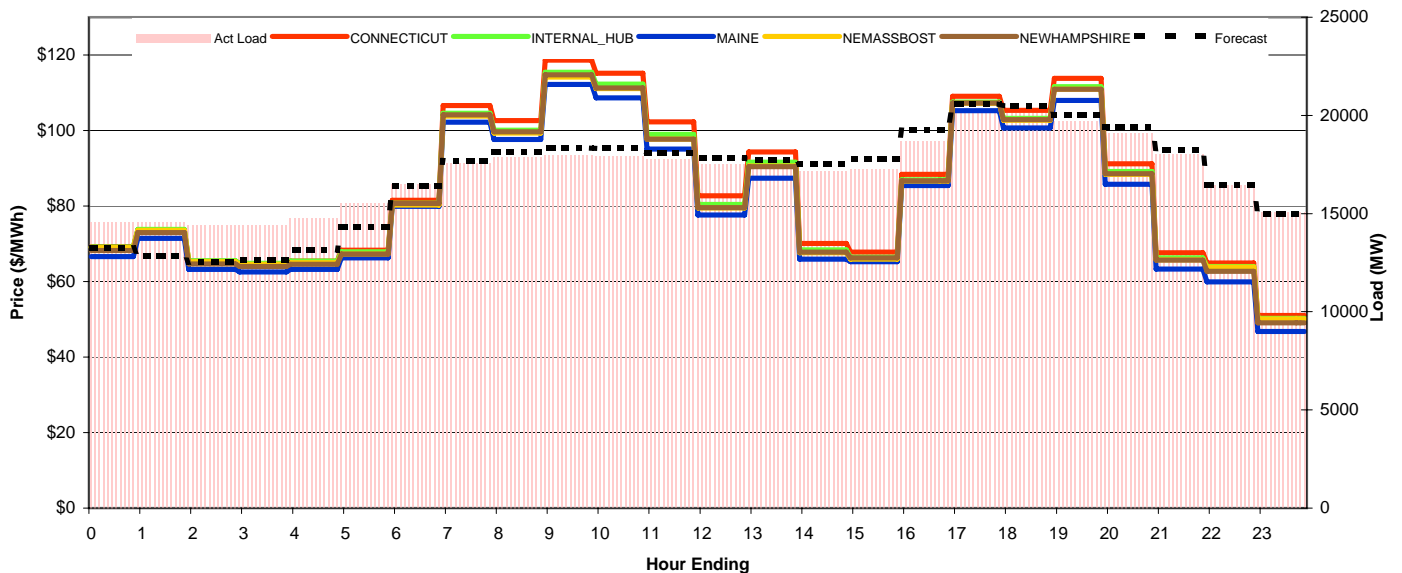
Day-Ahead Prices and Cleared Load

	HE1	HE2	HE3	HE4	HE5	HE6	HE7	HE8	HE9	HE10	HE11	HE12	HE13	HE14	HE15	HE16	HE17	HE18	HE19	HE20	HE21	HE22	HE23	HE24	avg all/peak
CONNECTICUT	65.36	70.14	65.06	68.85	71.01	75.40	104.67	116.97	117.47	117.10	117.07	111.10	100.65	88.14	85.01	86.14	112.17	120.64	120.00	118.63	105.54	99.88	77.02	63.60	95 / 106
NEMASSBOST	65.25	70.03	64.95	68.74	70.89	75.27	104.5	116.78	117.29	116.92	116.89	110.93	100.49	88	84.87	86.01	111.99	120.45	119.81	118.44	105.37	99.72	76.9	63.5	95 / 106
NEWHAMPSHIRE	65.01	69.77	64.71	68.48	70.63	74.97	104.03	116.29	116.74	116.37	116.35	110.42	100.03	87.61	84.5	85.63	111.53	119.97	119.31	117.95	104.94	99.31	76.6	63.26	94 / 105
MAINE	63.77	68.44	63.48	67.18	69.28	114.21	115.00	105.00	105.35	105.00	105.00	100.40	92.32	82.41	80.00	80.72	101.46	112.13	107.66	106.48	96.30	91.50	73.33	62.06	90 / 97
INTERNAL_HUB	65.35	70.14	65.05	68.85	71	75.39	104.66	116.95	117.46	117.09	117.07	111.1	100.64	88.13	85	86.14	112.16	120.63	119.99	118.62	105.53	99.87	77.01	63.59	95 / 106
DA Load (GW)	12.7	12.7	12.5	12.4	12.5	13.4	14.5	15.4	15.6	15.6	15.3	15.0	15.0	15.4	15.5	15.7	16.7	17.8	17.4	16.8	16.5	15.5	14.0	12.6	



Preliminary Real-Time Prices with Forecasted and Actual System Load

	HE1	HE2	HE3	HE4	HE5	HE6	HE7	HE8	HE9	HE10	HE11	HE12	HE13	HE14	HE15	HE16	HE17	HE18	HE19	HE20	HE21	HE22	HE23	HE24	avg all/peak
CONNECTICUT	69.20	73.76	65.43	64.78	65.46	68.32	81.56	106.60	102.61	118.68	115.18	102.31	82.74	94.30	70.10	67.79	88.36	109.07	105.33	113.82	91.17	67.64	64.90	51.03	85 / 94
NEMASSBOST	68.95	73.52	65.23	64.57	65.01	67.26	80.29	103.81	99.29	114.16	111.06	97.67	79.51	90.61	67.66	65.95	86.59	107.21	102.74	110.97	88.42	65.74	63.78	50.1	83 / 91
NEWHAMPSHIRE	68.24	72.93	64.69	64.01	64.58	67.31	80.66	104.17	99.63	114.77	111.28	97.73	79.61	90.39	67.8	66.26	86.69	107.3	102.89	110.89	88.52	65.65	62.75	49.1	83 / 91
MAINE	66.64	71.43	63.19	62.54	63.23	88.00	79.94	102.18	97.62	112.23	108.66	95.06	77.63	87.41	65.97	65.29	85.46	105.29	100.68	107.97	85.78	63.33	59.89	46.76	82 / 89
INTERNAL_HUB	69.14	73.83	65.52	64.87	65.39	67.84	80.76	104.56	100.1	115.41	112.28	99	80.41	91.65	68.37	66.46	86.96	107.52	103.21	111.6	89.14	66.27	63.99	50.28	84 / 92
Forecast	13.24	12.86	12.54	12.64	13.13	14.30	16.42	17.70	18.12	18.33	18.31	18.09	17.84	17.75	17.53	17.80	19.25	20.58	20.49	20.05	19.42	18.23	16.46	15.00	17 / 18
(RT) - (DA Load)	1.89	1.88	1.92	1.97	2.28	2.14	1.97	2.13	2.29	2.33	2.61	2.77	2.54	1.96	1.68	1.58	2.01	2.26	2.73	2.91	2.59	2.53	2.47	2.47	



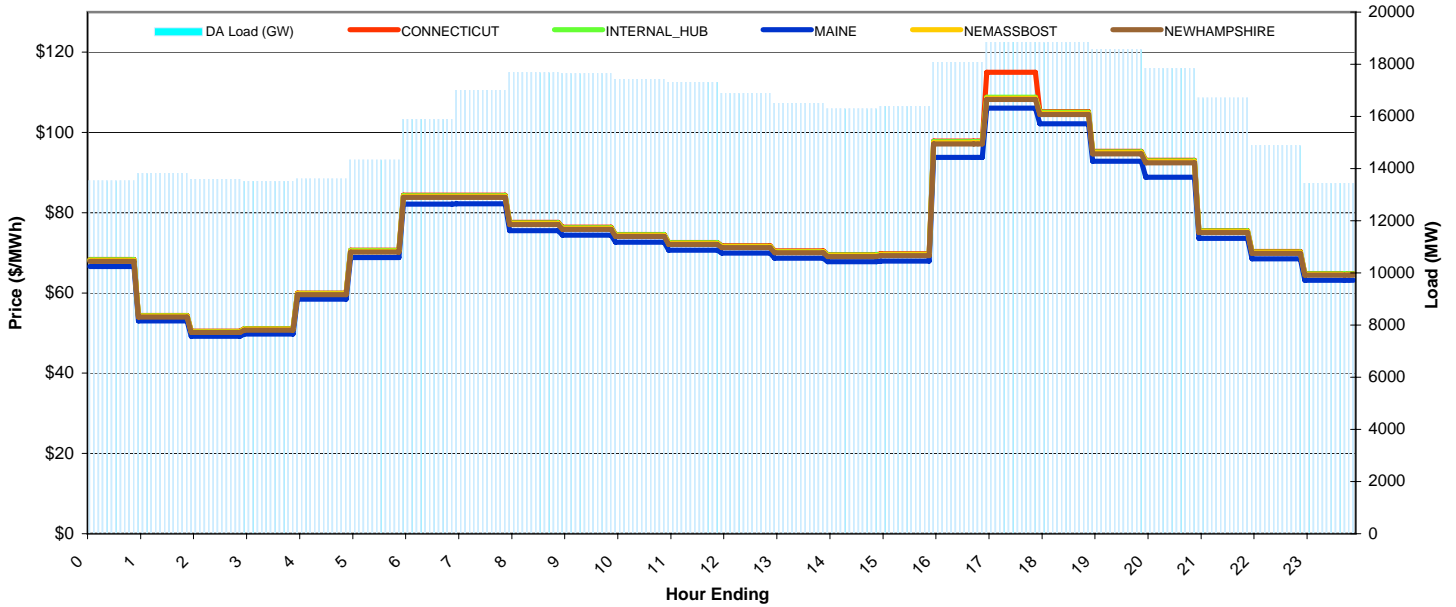
ISO-NE Daily Report

Tuesday December 22, 2009

Price Color Codes: <=0 >=100 >=200

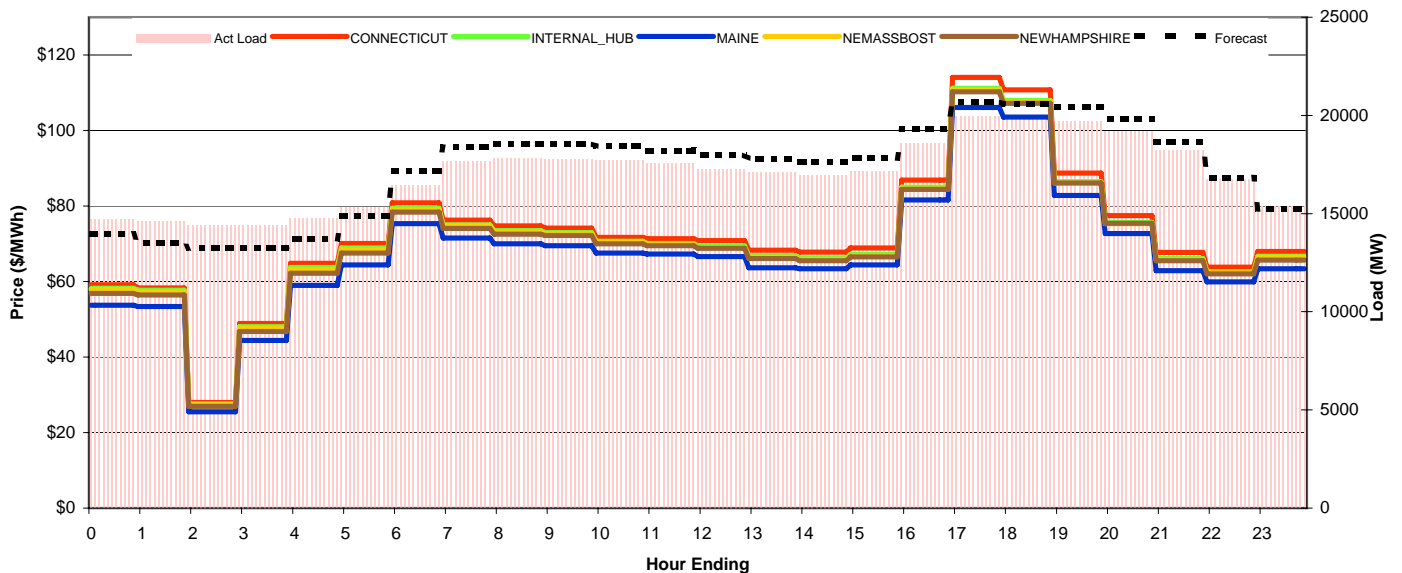
Day-Ahead Prices and Cleared Load

	HE1	HE2	HE3	HE4	HE5	HE6	HE7	HE8	HE9	HE10	HE11	HE12	HE13	HE14	HE15	HE16	HE17	HE18	HE19	HE20	HE21	HE22	HE23	HE24	avg all/peak
CONNECTICUT	68.36	54.40	50.50	51.11	60.00	70.68	84.39	84.39	77.57	76.39	74.59	72.57	71.76	70.47	69.57	69.77	97.84	115.00	105.17	95.34	93.06	75.53	70.32	64.85	76 / 82
NEMASSBOST	68.11	54.21	50.32	50.93	59.79	70.43	84.09	84.09	77.3	76.12	74.33	72.32	71.51	70.23	69.33	69.52	97.5	108.56	104.8	95	92.73	75.26	70.07	64.63	75 / 82
NEWHAMPSHIRE	67.9	54.03	50.16	50.76	59.6	70.21	83.82	83.82	77.05	75.88	74.09	72.08	71.28	70	69.1	69.3	97.18	108.2	104.46	94.69	92.42	75.02	69.85	64.42	75 / 82
MAINE	66.59	53.00	49.20	49.79	58.45	68.86	82.11	82.21	75.56	74.42	72.67	70.70	69.91	68.65	67.78	67.97	93.82	106.09	102.17	92.87	88.81	73.58	68.50	63.18	74 / 80
INTERNAL_HUB	68.25	54.31	50.42	51.02	59.9	70.57	84.26	84.26	77.44	76.27	74.47	72.46	71.65	70.36	69.46	69.66	97.69	108.77	105	95.18	92.91	75.41	70.21	64.75	76 / 82
DA Load (GW)	13.5	13.8	13.6	13.5	13.6	14.3	15.9	17.0	17.7	17.7	17.4	17.3	16.9	16.3	16.4	18.1	18.9	18.8	18.6	17.8	16.7	14.9	13.4		



Preliminary Real-Time Prices with Forecasted and Actual System Load

	HE1	HE2	HE3	HE4	HE5	HE6	HE7	HE8	HE9	HE10	HE11	HE12	HE13	HE14	HE15	HE16	HE17	HE18	HE19	HE20	HE21	HE22	HE23	HE24	avg all/peak
CONNECTICUT	59.18	58.28	27.98	48.89	64.81	70.08	80.85	76.28	74.75	74.16	71.69	71.38	70.83	68.29	67.83	68.91	86.85	114.09	110.79	88.70	77.45	67.72	63.83	67.96	72 / 78
NEMASSBOST	57.89	57.23	27.38	47.6	63.16	68.4	79	74.71	73.17	72.64	70.44	69.71	68.98	66.41	65.85	66.72	84.5	110.78	107.53	86.12	75.37	65.84	62.59	66.4	70 / 76
NEWHAMPSHIRE	56.85	56.48	26.94	46.81	62.18	67.54	78.36	74.11	72.57	72.17	70.04	69.49	68.8	66.06	65.55	66.49	84.38	110.24	107.22	86.11	75.42	65.55	62.06	65.65	70 / 76
MAINE	53.70	53.38	25.50	44.41	58.99	88.00	75.32	71.51	70.02	69.53	67.57	67.29	66.61	63.65	63.35	64.39	81.59	106.09	103.57	82.76	72.67	62.87	59.88	63.41	68 / 73
INTERNAL_HUB	58.25	57.67	27.62	48.03	63.75	68.94	79.38	75.01	73.48	72.98	70.69	70.1	69.41	66.85	66.3	67.19	84.98	111.22	107.94	86.47	75.65	66.06	62.66	66.7	71 / 77
Forecast	13.97	13.49	13.25	13.26	13.70	14.89	17.15	18.39	18.54	18.56	18.43	18.20	17.97	17.79	17.64	17.82	19.29	20.70	20.58	20.41	19.80	18.65	16.83	15.22	17 / 19
(RT) - (DA Load)	1.14	0.77	0.83	0.90	1.14	0.97	0.55	0.63	0.12	0.12	0.27	0.24	0.40	0.59	0.67	0.77	0.51	1.04	1.15	1.14	1.34	1.51	1.84	1.91	



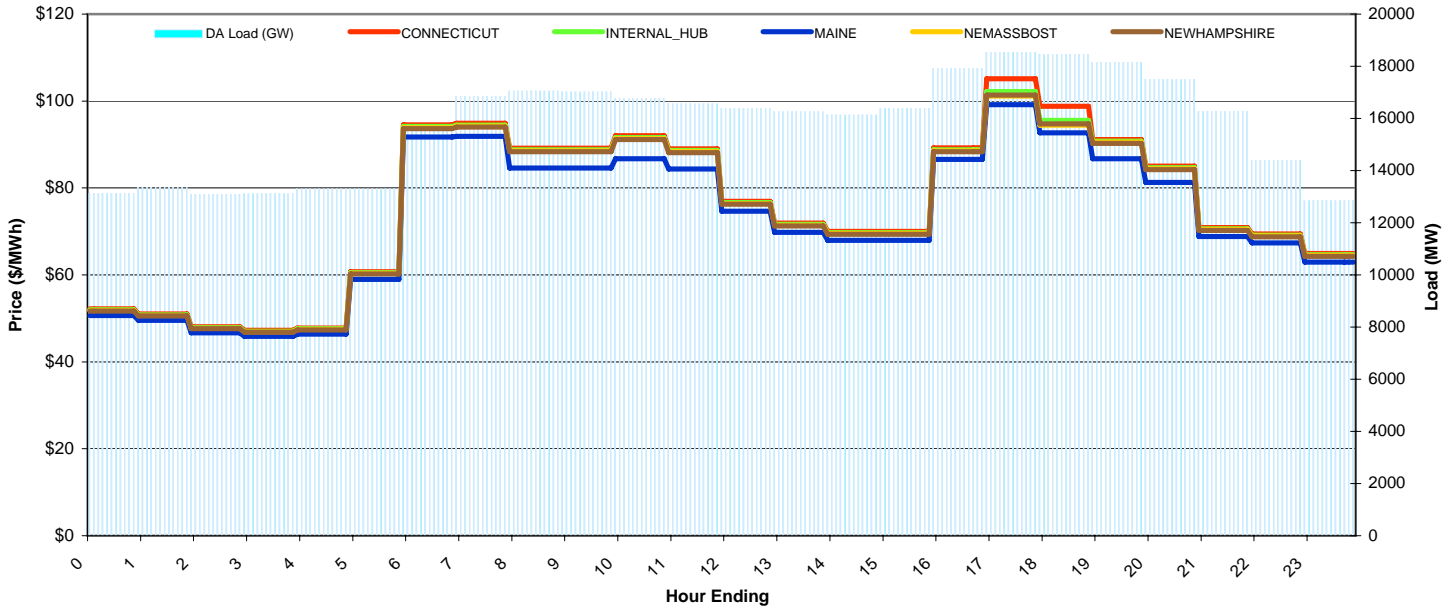
ISO-NE Daily Report

Wednesday December 23, 2009

Price Color Codes: <=0 >=100 >=200

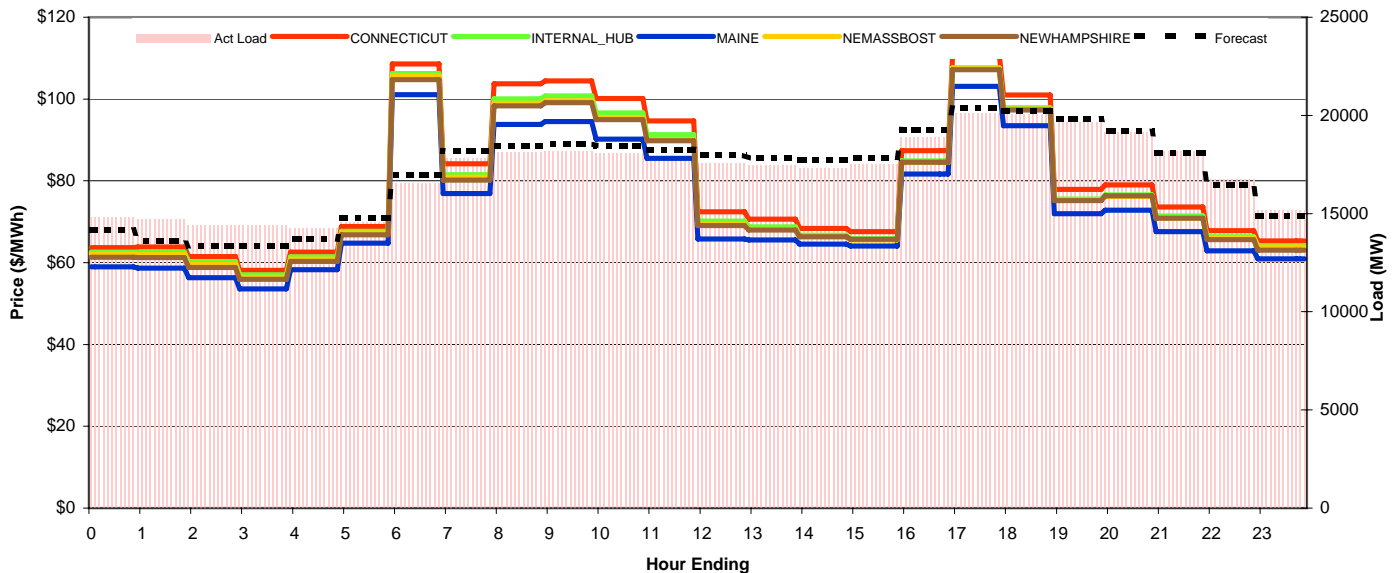
Day-Ahead Prices and Cleared Load

	HE1	HE2	HE3	HE4	HE5	HE6	HE7	HE8	HE9	HE10	HE11	HE12	HE13	HE14	HE15	HE16	HE17	HE18	HE19	HE20	HE21	HE22	HE23	HE24	avg all/peak
CONNECTICUT	52.19	51.03	48.07	47.26	47.81	60.76	94.54	94.89	89.19	89.19	92.00	89.00	76.96	71.92	70.02	70.04	89.24	105.10	98.82	91.14	85.03	70.91	69.42	64.92	76 / 85
NEMASSBOST	51.83	50.68	47.74	46.93	47.48	60.35	93.89	94.24	88.58	88.58	91.37	88.39	76.44	71.42	69.54	69.56	88.58	101.18	94.48	90.52	84.45	70.42	68.95	64.47	75 / 84
NEWHAMPSHIRE	51.7	50.55	47.61	46.81	47.35	60.19	93.65	93.99	88.34	88.34	91.12	88.15	76.24	71.24	69.36	69.38	88.36	101.36	94.73	90.27	84.22	70.24	68.77	64.3	75 / 83
MAINE	50.64	49.51	46.64	45.85	46.38	58.95	91.73	91.85	84.62	84.56	86.73	84.38	74.67	69.78	67.94	67.96	86.54	99.19	92.69	86.73	81.31	68.80	67.36	62.98	73 / 81
INTERNAL_HUB	51.96	50.81	47.86	47.05	47.6	60.5	94.13	94.48	88.81	88.81	91.6	88.62	76.63	71.61	69.72	69.74	88.82	102.2	95.59	90.75	84.66	70.6	69.12	64.64	75 / 84
DA Load (GW)	13.1	13.3	13.1	13.1	13.3	13.3	15.6	16.9	17.1	17.0	16.8	16.6	16.4	16.3	16.1	16.4	17.9	18.5	18.4	18.1	17.5	16.3	14.4	12.8	



Preliminary Real-Time Prices with Forecasted and Actual System Load

	HE1	HE2	HE3	HE4	HE5	HE6	HE7	HE8	HE9	HE10	HE11	HE12	HE13	HE14	HE15	HE16	HE17	HE18	HE19	HE20	HE21	HE22	HE23	HE24	avg all/peak
CONNECTICUT	63.71	63.82	61.49	58.12	62.58	68.87	108.54	84.14	103.75	104.41	100.15	94.67	72.47	70.64	68.35	67.58	87.41	110.77	101.01	77.93	79.02	73.62	67.81	65.33	80 / 85
NEMASSBOST	62.15	61.96	59.5	56.43	60.83	67.31	105.61	80.87	98.94	99.62	95.43	90.14	69.41	68.14	66.3	65.54	84.49	107.39	97.54	75.34	76.2	70.91	66.1	63.8	77 / 82
NEWHAMPSHIRE	61.34	61.27	58.85	55.91	60.34	66.81	104.76	80.19	98.32	99.1	94.98	89.82	69.06	67.98	66.36	65.73	84.57	107.14	97.31	75.18	76.37	70.91	65.6	63.05	77 / 82
MAINE	58.96	58.70	56.32	53.56	58.29	88.00	101.06	76.90	93.80	94.51	90.23	85.49	65.82	65.54	64.55	64.08	81.65	103.08	93.46	71.96	72.81	67.60	62.88	60.93	75 / 78
INTERNAL_HUB	62.61	62.61	60.2	57.03	61.37	67.66	106.25	81.53	100.05	100.78	96.61	91.26	70.19	68.75	66.73	65.87	84.84	107.61	97.83	75.59	76.58	71.39	66.35	64.15	78 / 83
Forecast	14.16	13.62	13.37	13.33	13.69	14.80	16.96	18.20	18.45	18.55	18.47	18.25	17.96	17.83	17.71	17.85	19.28	20.37	20.24	19.82	19.18	18.08	16.46	14.88	17 / 19
(RT) - (DA Load)	1.67	1.33	1.34	1.30	0.95	1.26	0.93	0.96	1.08	1.18	1.33	1.31	1.15	1.18	1.18	1.11	0.93	1.53	1.58	1.52	1.63	1.90	2.34	2.33	



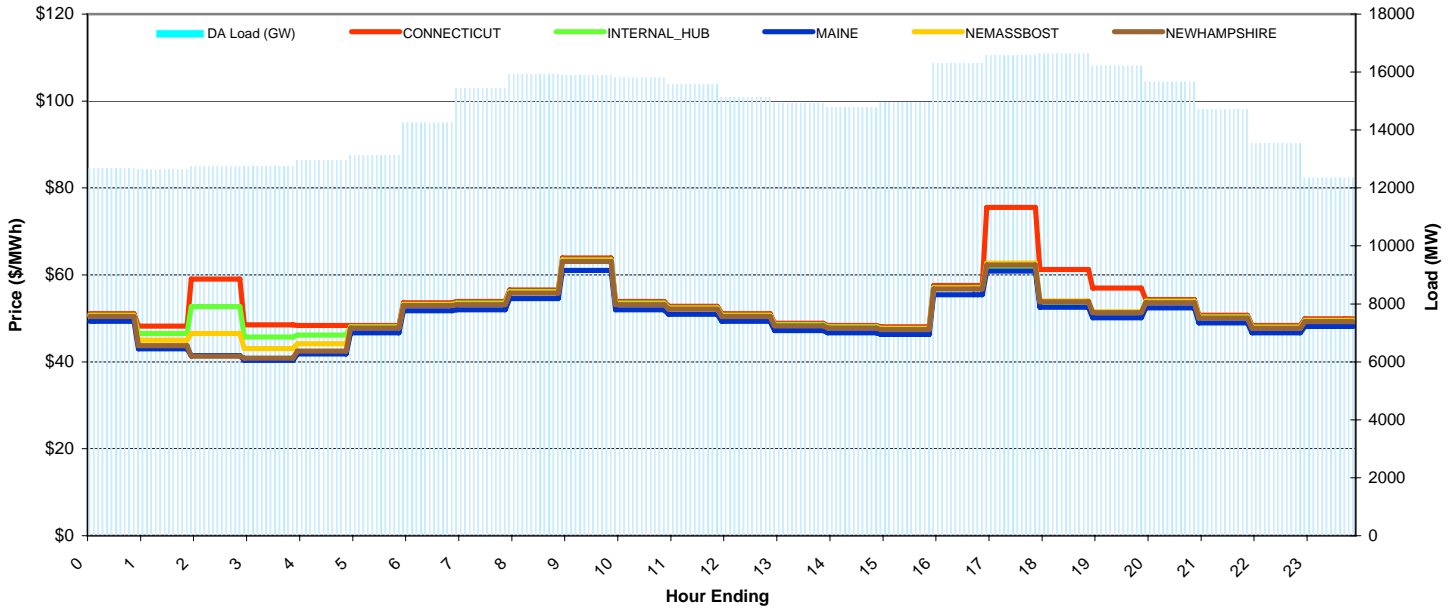
ISO-NE Daily Report

Thursday December 24, 2009

Price Color Codes: <=0 >=100 >=200

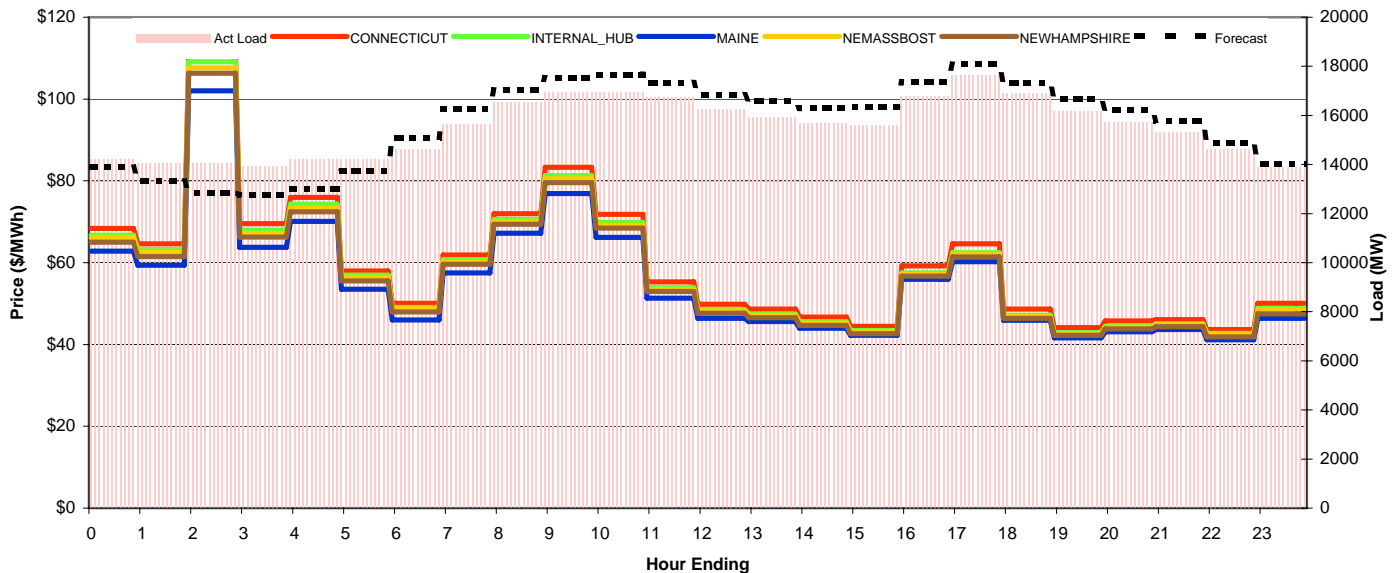
Day-Ahead Prices and Cleared Load

	HE1	HE2	HE3	HE4	HE5	HE6	HE7	HE8	HE9	HE10	HE11	HE12	HE13	HE14	HE15	HE16	HE17	HE18	HE19	HE20	HE21	HE22	HE23	HE24	avg all/peak
CONNECTICUT	51.12	48.25	59.02	48.55	48.35	48.39	53.62	53.89	56.55	63.93	53.89	52.78	51.12	48.91	48.39	48.04	57.54	75.56	61.22	56.98	54.34	50.75	48.34	49.93	54 / 55
NEMASSBOST	50.58	45	46.51	43.08	44.15	47.89	53.06	53.33	55.96	63.27	53.33	52.23	50.58	48.4	47.89	47.53	56.89	62.71	54.07	51.56	53.78	50.22	47.84	49.41	51 / 53
NEWHAMPSHIRE	50.45	43.71	41.32	40.85	42.46	47.76	52.92	53.19	55.81	63.1	53.19	52.09	50.45	48.27	47.76	47.41	56.74	62.3	53.79	51.32	53.63	50.09	47.71	49.28	51 / 53
MAINE	49.32	42.97	41.45	40.37	41.84	46.69	51.74	51.99	54.56	61.05	51.99	50.92	49.32	47.19	46.69	46.34	55.47	60.89	52.58	50.17	52.43	48.97	46.64	48.17	50 / 52
INTERNAL_HUB	50.75	46.55	52.7	45.74	46.18	48.05	53.24	53.51	56.14	63.48	53.51	52.4	50.75	48.56	48.05	47.69	57.08	61.32	53.39	51.09	53.96	50.39	48	49.58	52 / 53
DA Load (GW)	12.7	12.6	12.7	12.8	13.0	13.1	14.2	15.4	15.9	15.9	15.8	15.6	15.1	14.9	14.8	15.0	16.3	16.6	16.6	16.2	15.7	14.7	13.6	12.3	



Preliminary Real-Time Prices with Forecasted and Actual System Load

	HE1	HE2	HE3	HE4	HE5	HE6	HE7	HE8	HE9	HE10	HE11	HE12	HE13	HE14	HE15	HE16	HE17	HE18	HE19	HE20	HE21	HE22	HE23	HE24	avg all/peak
CONNECTICUT	68.39	64.61	111.63	69.57	75.92	57.93	50.05	61.87	71.94	83.33	71.78	55.29	49.85	48.63	46.69	44.45	59.20	64.63	48.69	44.12	45.73	46.09	43.63	50.04	60 / 55
NEMASSBOST	66.11	62.47	107.64	67.02	73.32	56.38	48.76	60.24	70.05	80.47	69.15	53.44	48.15	47.07	45.22	43.14	57.09	61.93	46.87	42.66	44.18	44.8	42.51	48.5	58 / 54
NEWHAMPSHIRE	65.04	61.51	106.29	66.28	72.42	55.54	47.98	59.59	69.36	79.59	68.44	52.94	47.62	46.53	44.67	42.67	56.7	61.37	46.37	42.23	43.79	44.34	41.87	47.52	57 / 53
MAINE	62.81	59.34	102.04	63.72	70.09	58.00	45.99	57.47	67.20	76.91	66.19	51.35	46.39	45.63	44.00	42.28	55.93	60.25	45.90	41.63	43.09	43.65	41.13	46.37	57 / 52
INTERNAL_HUB	66.73	63.17	109.15	67.97	74.33	56.94	49.08	60.69	70.59	81.25	69.82	53.86	48.51	47.38	45.51	43.38	57.49	62.4	47.18	42.9	44.44	45.03	42.71	48.79	58 / 54
Forecast	13.89	13.32	12.85	12.76	12.98	13.74	15.10	16.24	17.04	17.54	17.67	17.34	16.85	16.60	16.29	16.34	17.35	18.08	17.34	16.66	16.23	15.79	14.88	14.02	16 / 17
(RT) - (DA Load)	1.50	1.39	1.31	1.18	1.24	1.07	0.38	0.18	0.59	1.04	1.15	1.16	1.13	0.98	0.88	0.64	0.49	1.07	0.27	-0.06	0.06	0.58	1.07	1.54	



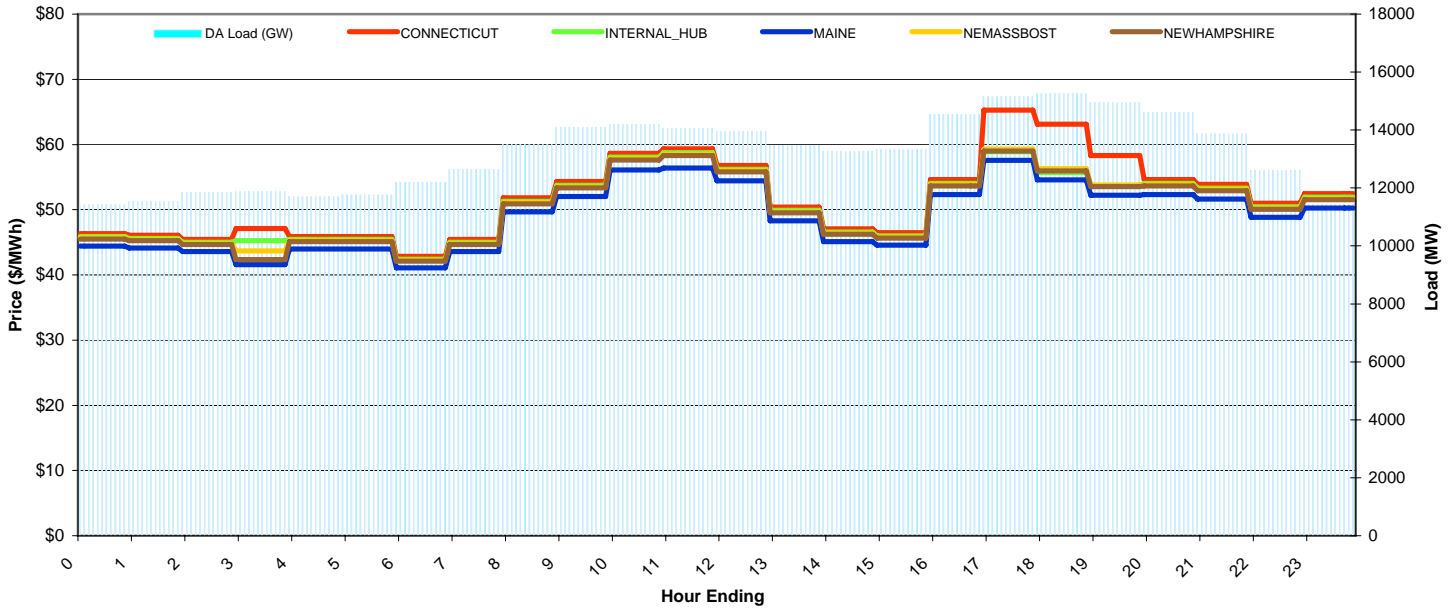
ISO-NE Daily Report

Friday December 25, 2009

Price Color Codes: <=0 >=100 >=200

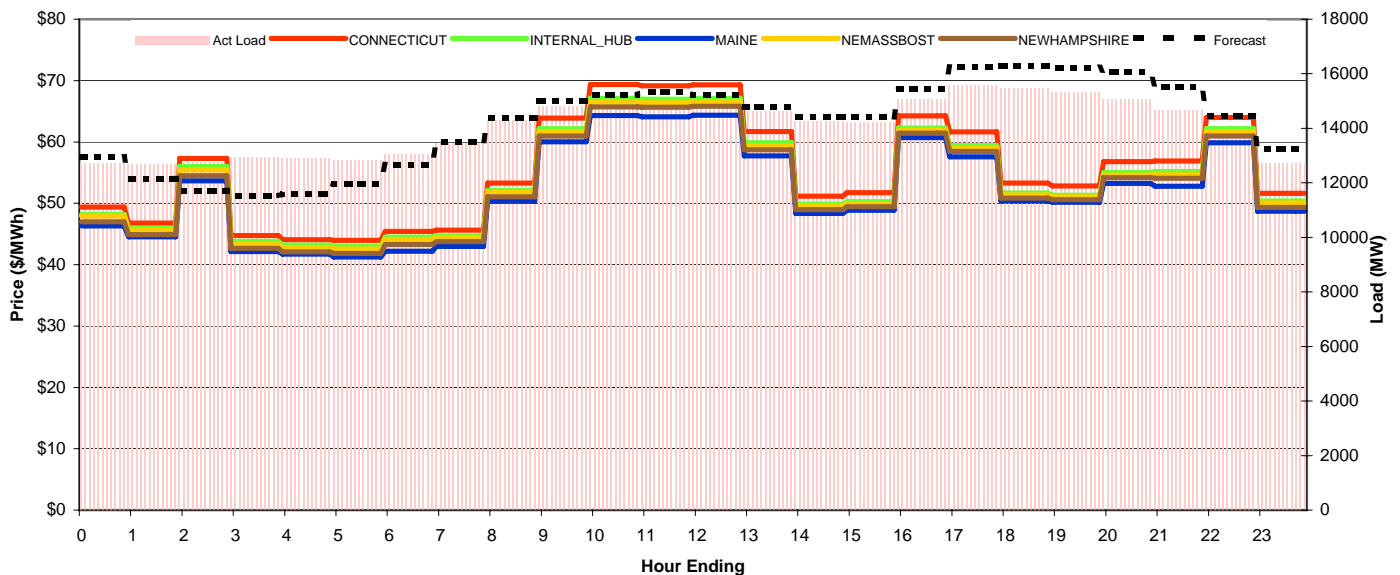
Day-Ahead Prices and Cleared Load

	HE1	HE2	HE3	HE4	HE5	HE6	HE7	HE8	HE9	HE10	HE11	HE12	HE13	HE14	HE15	HE16	HE17	HE18	HE19	HE20	HE21	HE22	HE23	HE24	avg all/peak
CONNECTICUT	46.34	46.07	45.47	47.13	45.90	45.90	42.87	45.47	51.85	54.31	58.67	59.35	56.80	50.42	47.07	46.48	54.61	65.30	63.12	58.32	54.61	53.87	50.98	52.46	52 / 54
NEMASSBOST	45.67	45.4	44.81	43.68	45.23	45.23	42.24	44.81	51.09	53.52	57.82	58.49	55.98	49.69	46.38	45.81	53.82	59.31	56.27	53.79	53.82	53.09	50.24	51.7	50 / 53
NEWHAMPSHIRE	45.52	45.25	44.66	42.36	45.08	45.08	42.1	44.66	50.92	53.34	57.63	58.29	55.79	49.52	46.23	45.65	53.64	59.01	55.96	53.53	53.64	52.92	50.08	51.53	50 / 53
MAINE	44.41	44.14	43.57	41.57	43.98	43.98	41.07	43.57	49.68	52.04	56.11	56.41	54.43	48.31	45.10	44.54	52.33	57.56	54.58	52.22	52.33	51.62	48.85	50.27	49 / 51
INTERNAL_HUB	45.87	45.59	45	45.27	45.43	45.43	42.42	45	51.31	53.75	58.07	58.73	56.21	49.9	46.58	46	54.05	58.9	55.73	53.53	54.05	53.32	50.46	51.92	51 / 53
DA Load (GW)	11.4	11.5	11.8	11.9	11.7	11.8	12.2	12.6	13.5	14.1	14.2	14.0	14.0	13.5	13.3	13.3	14.5	15.2	15.3	14.9	14.6	13.9	12.6	11.4	



Preliminary Real-Time Prices with Forecasted and Actual System Load

	HE1	HE2	HE3	HE4	HE5	HE6	HE7	HE8	HE9	HE10	HE11	HE12	HE13	HE14	HE15	HE16	HE17	HE18	HE19	HE20	HE21	HE22	HE23	HE24	avg all/peak
CONNECTICUT	49.40	46.77	57.29	44.74	44.06	43.95	45.44	45.64	53.32	63.91	69.37	69.14	69.33	61.71	51.16	51.73	64.24	61.65	53.29	52.81	56.81	56.92	64.01	51.64	55 / 59
NEMASSBOST	47.93	45.63	55.44	43.32	42.74	42.55	44.13	44.45	51.79	61.67	66.48	66.37	66.53	59.33	49.53	49.89	61.85	58.97	51.36	51.04	54.58	54.68	61.67	50.09	53 / 57
NEWHAMPSHIRE	47	44.89	54.52	42.68	42.1	41.81	43.31	43.74	51.07	60.96	65.72	65.66	65.8	58.74	48.97	49.43	61.46	58.47	50.87	50.57	54.21	54.1	60.97	49.35	53 / 56
MAINE	46.32	44.53	53.66	42.15	41.73	88.00	42.19	42.99	50.32	60.01	64.31	64.11	64.37	57.75	48.36	48.89	60.72	57.58	50.37	50.15	53.26	52.80	59.88	48.73	54 / 55
INTERNAL_HUB	48.21	45.91	56.01	43.8	43.19	42.96	44.46	44.68	52.09	62.17	67.14	66.98	67.13	59.86	49.86	50.25	62.28	59.42	51.68	51.32	55	55.15	62.19	50.38	54 / 57
Forecast	12.95	12.16	11.71	11.53	11.58	11.95	12.67	13.50	14.38	15.00	15.23	15.34	15.21	14.78	14.40	14.40	15.43	16.25	16.30	16.23	16.05	15.50	14.46	13.25	14 / 15
(RT) - (DA Load)	1.32	1.15	0.90	1.06	1.22	1.06	0.84	0.79	0.80	0.71	0.83	1.04	1.01	1.14	0.98	0.88	0.53	0.42	0.21	0.36	0.43	0.77	1.14	1.29	



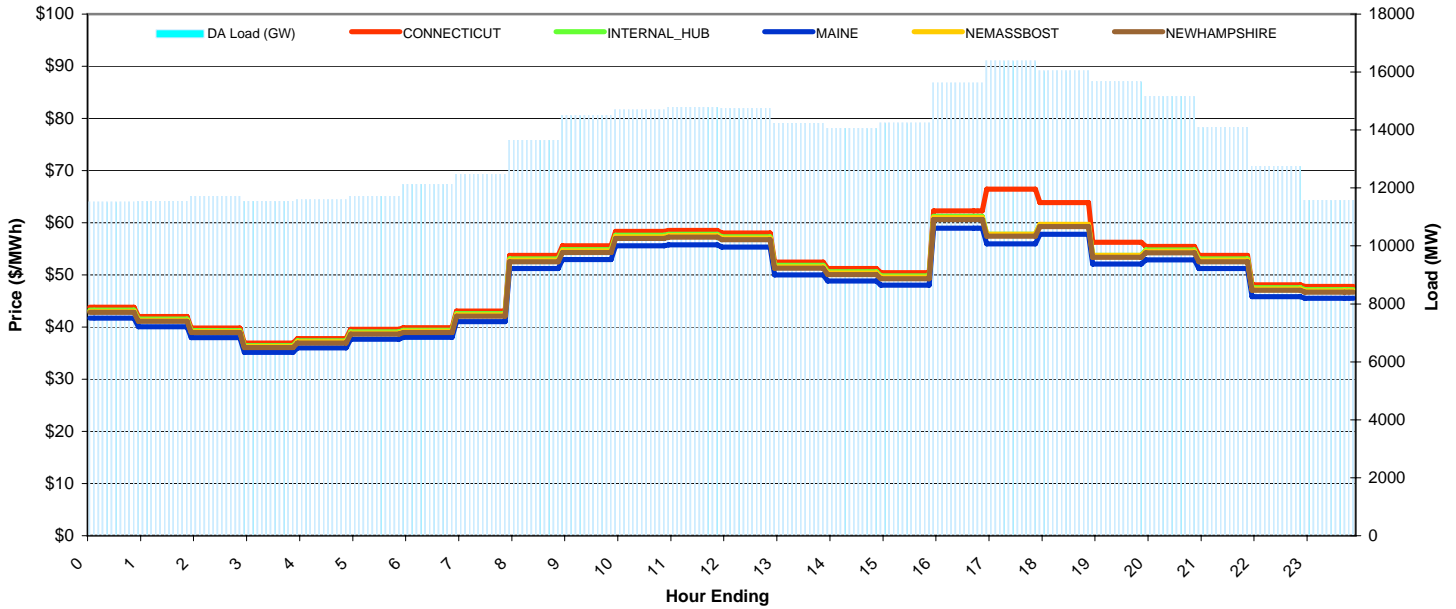
ISO-NE Daily Report

Saturday December 26, 2009

Price Color Codes: <=0 >=100 >=200

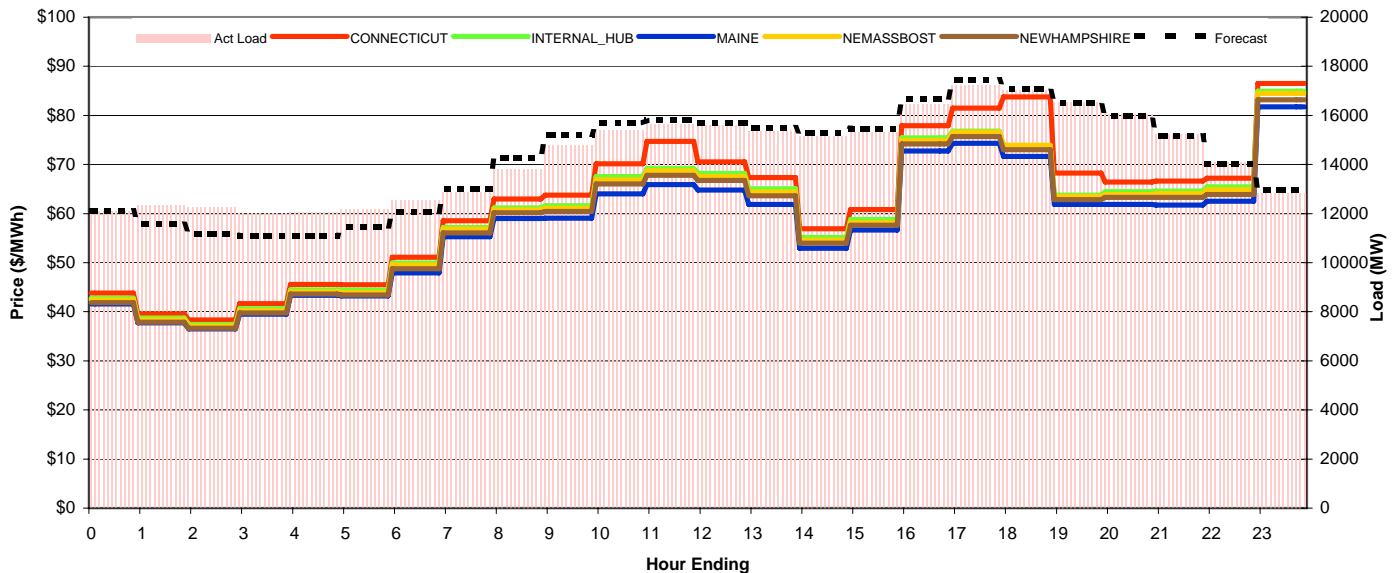
Day-Ahead Prices and Cleared Load

	HE1	HE2	HE3	HE4	HE5	HE6	HE7	HE8	HE9	HE10	HE11	HE12	HE13	HE14	HE15	HE16	HE17	HE18	HE19	HE20	HE21	HE22	HE23	HE24	avg all/peak
CONNECTICUT	43.79	42.03	39.84	36.91	37.81	39.54	39.89	43.09	53.75	55.57	58.34	58.55	58.05	52.47	51.25	50.44	62.26	66.44	63.84	56.28	55.48	53.75	48.12	47.77	51 / 55
NEMASSBOST	43.03	41.3	39.14	36.26	37.15	38.85	39.2	42.34	52.82	54.6	57.32	57.53	57.04	51.56	50.35	49.55	60.96	57.77	59.67	53.72	54.51	52.82	47.28	46.94	49 / 54
NEWHAMPSHIRE	42.8	41.08	38.93	36.07	36.95	38.64	38.98	42.11	52.53	54.3	57.01	57.22	56.73	51.28	50.08	49.29	60.63	57.4	59.29	53.39	54.21	52.53	47.03	46.68	49 / 53
MAINE	41.73	40.06	37.96	35.17	36.03	37.68	38.01	41.06	51.22	52.95	55.59	55.79	55.32	50.00	48.84	48.06	58.98	55.93	57.81	52.06	52.86	51.22	45.85	45.52	48 / 52
INTERNAL_HUB	43.24	41.51	39.34	36.44	37.34	39.05	39.39	42.55	53.08	54.87	57.6	57.82	57.32	51.81	50.6	49.8	61.24	57.77	59.64	53.77	54.78	53.08	47.52	47.17	49 / 54
DA Load (GW)	11.5	11.5	11.7	11.5	11.6	11.7	12.1	12.5	13.7	14.5	14.7	14.8	14.7	14.2	14.1	14.2	15.6	16.4	16.0	15.7	15.2	14.1	12.8	11.6	



Preliminary Real-Time Prices with Forecasted and Actual System Load

	HE1	HE2	HE3	HE4	HE5	HE6	HE7	HE8	HE9	HE10	HE11	HE12	HE13	HE14	HE15	HE16	HE17	HE18	HE19	HE20	HE21	HE22	HE23	HE24	avg all/peak
CONNECTICUT	43.83	39.57	38.35	41.66	45.58	45.48	51.10	58.57	62.97	63.74	70.16	74.68	70.55	67.31	56.94	60.82	77.93	81.50	83.79	68.25	66.43	66.63	67.21	86.50	62 / 69
NEMASSBOST	42.47	38.38	37.11	40.25	44.06	43.97	49.52	56.82	60.74	61.08	66.88	68.7	67.54	64.39	54.59	58.18	74.89	76.58	73.91	63.5	63.91	64.06	64.84	84.48	59 / 65
NEWHAMPSHIRE	41.84	37.9	36.64	39.78	43.62	43.44	48.75	56.09	60.16	60.41	66.02	67.79	66.73	63.63	53.98	57.65	74.2	75.66	73	62.84	63.31	63.29	63.9	83.15	58 / 64
MAINE	41.57	37.73	36.49	39.51	43.38	43.38	48.75	56.09	60.16	60.41	66.02	67.79	66.73	63.63	53.98	57.65	74.2	75.66	73	62.84	63.31	63.29	63.9	83.15	59 / 63
INTERNAL_HUB	42.74	38.7	37.45	40.64	44.49	44.37	49.91	57.17	61.14	61.61	67.56	69.18	68.18	65.08	55.15	58.79	75.44	76.81	73.82	63.73	64.44	64.62	65.42	84.92	60 / 66
Forecast	12.11	11.58	11.19	11.09	11.10	11.43	12.05	12.98	14.28	15.22	15.68	15.80	15.68	15.49	15.28	15.46	16.69	17.44	17.08	16.52	15.97	15.16	14.03	12.96	14 / 16
(RT) - (DA Load)	0.55	0.78	0.54	0.47	0.45	0.45	0.41	0.37	0.17	0.27	0.70	0.86	0.84	1.10	1.10	1.05	0.83	0.84	0.98	0.88	0.85	1.13	1.31	1.27	



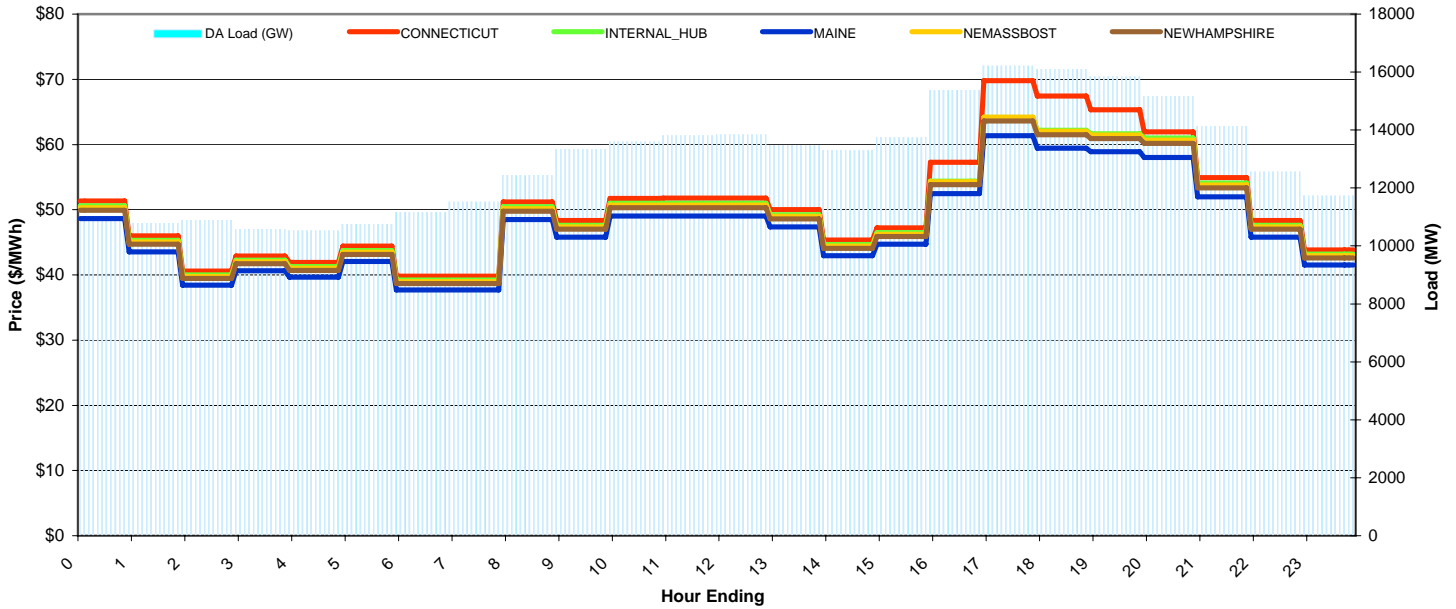
ISO-NE Daily Report

Sunday December 27, 2009

Price Color Codes: <=0 >=100 >=200

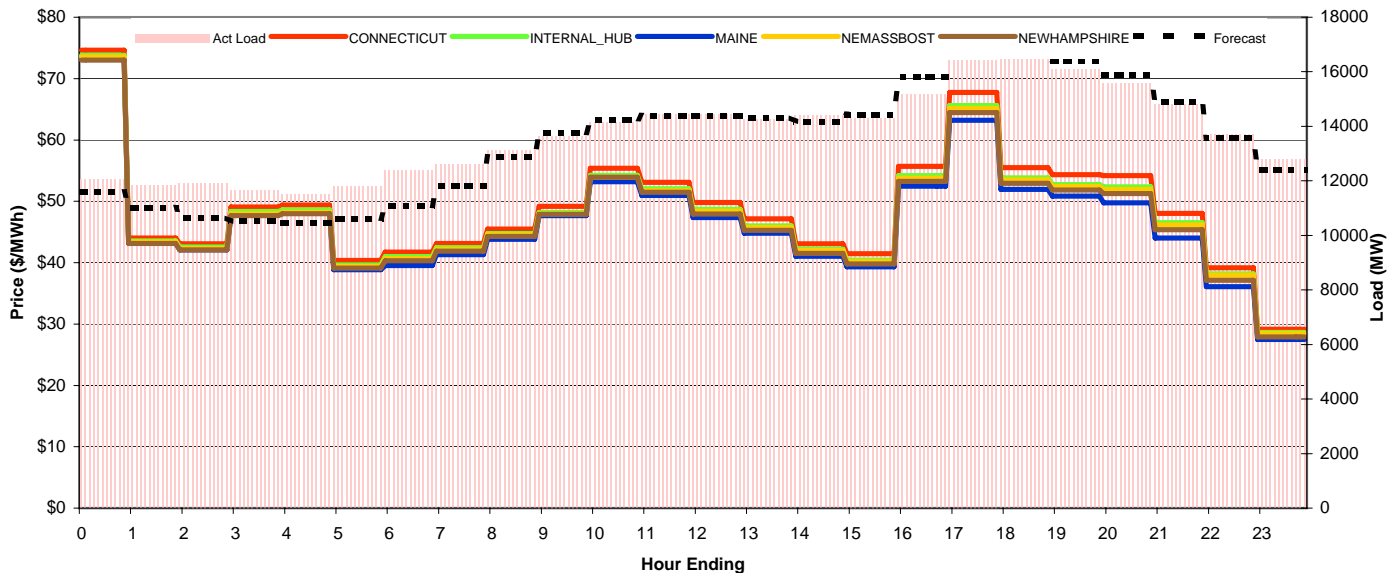
Day-Ahead Prices and Cleared Load

	HE1	HE2	HE3	HE4	HE5	HE6	HE7	HE8	HE9	HE10	HE11	HE12	HE13	HE14	HE15	HE16	HE17	HE18	HE19	HE20	HE21	HE22	HE23	HE24	avg all/peak
CONNECTICUT	51.35	45.99	40.59	42.92	41.90	44.40	39.81	39.81	51.21	48.36	51.75	51.79	49.99	45.34	47.20	57.27	69.81	67.45	65.34	61.95	54.90	48.36	43.85	51 / 54	
NEMASSBOST	50.29	45.04	39.76	42.03	41.03	43.48	38.99	38.99	50.16	47.36	50.68	50.69	50.72	48.96	44.4	46.22	54.29	64.18	62.04	61.43	60.67	53.77	47.36	42.95	49 / 52
NEWHAMPSHIRE	49.9	44.69	39.45	41.71	40.71	43.14	38.68	38.68	49.77	47	50.29	50.3	50.32	48.58	44.06	45.87	53.82	63.61	61.51	60.92	60.19	53.35	47	42.61	49 / 52
MAINE	48.63	43.55	38.45	40.65	39.68	42.05	37.70	37.70	48.50	45.80	49.01	49.02	49.05	47.34	42.94	44.70	52.45	61.37	59.45	58.91	58.02	52.00	45.80	41.53	47 / 50
INTERNAL_HUB	50.58	45.29	39.98	42.27	41.27	43.73	39.21	39.21	50.44	47.63	50.97	50.98	51.01	49.24	44.66	46.49	54.36	64.16	62.16	61.66	61.01	54.08	47.63	43.19	49 / 52
DA Load (GW)	11.0	10.8	10.9	10.6	10.5	10.7	11.2	11.5	12.4	13.3	13.6	13.8	13.8	13.5	13.3	13.7	15.4	16.2	16.1	15.8	15.2	14.1	12.6	11.7	



Preliminary Real-Time Prices with Forecasted and Actual System Load

	HE1	HE2	HE3	HE4	HE5	HE6	HE7	HE8	HE9	HE10	HE11	HE12	HE13	HE14	HE15	HE16	HE17	HE18	HE19	HE20	HE21	HE22	HE23	HE24	avg all/peak
CONNECTICUT	74.62	44.02	43.08	49.05	49.41	40.39	41.71	43.12	45.45	49.16	55.40	53.08	49.83	47.12	43.09	41.44	55.68	67.76	55.51	54.35	54.17	48.04	39.14	29.16	49 / 50
NEMASSBOST	73.55	43.37	42.3	47.97	48.22	39.35	40.67	42.19	44.53	47.97	53.93	51.72	48.42	45.74	41.98	40.2	53.79	65.14	53.5	52.4	51.92	46.13	37.95	28.5	48 / 49
NEWHAMPSHIRE	72.99	43.13	42.09	47.69	47.98	39.09	40.33	41.86	44.26	47.85	53.91	51.49	47.93	45.25	41.5	39.8	53.25	64.47	52.92	51.82	51.26	45.38	37.15	27.88	47 / 48
MAINE	73.14	43.21	42.10	47.77	48.04	38.00	39.51	41.32	43.80	47.67	53.21	50.93	47.37	44.79	41.02	39.33	52.48	63.20	51.94	50.85	49.77	44.00	36.09	27.46	49 / 47
INTERNAL_HUB	73.77	43.55	42.57	48.32	48.58	39.65	41	42.45	44.73	48.2	54.26	52.03	48.73	46.02	42.21	40.43	54.17	65.62	53.82	52.71	52.37	46.52	38.18	28.62	48 / 49
Forecast	11.59	11.02	10.63	10.51	10.47	10.62	11.09	11.82	12.88	13.74	14.22	14.39	14.38	14.30	14.18	14.43	15.79	16.97	16.86	16.40	15.88	14.90	13.56	12.42	13 / 15
(RT) - (DA Load)	1.04	1.05	1.03	1.10	0.97	1.05	1.20	1.08	0.68	0.31	0.55	0.61	0.60	0.79	1.10	0.56	-0.20	0.21	0.34	0.24	0.41	0.67	1.13	1.05	



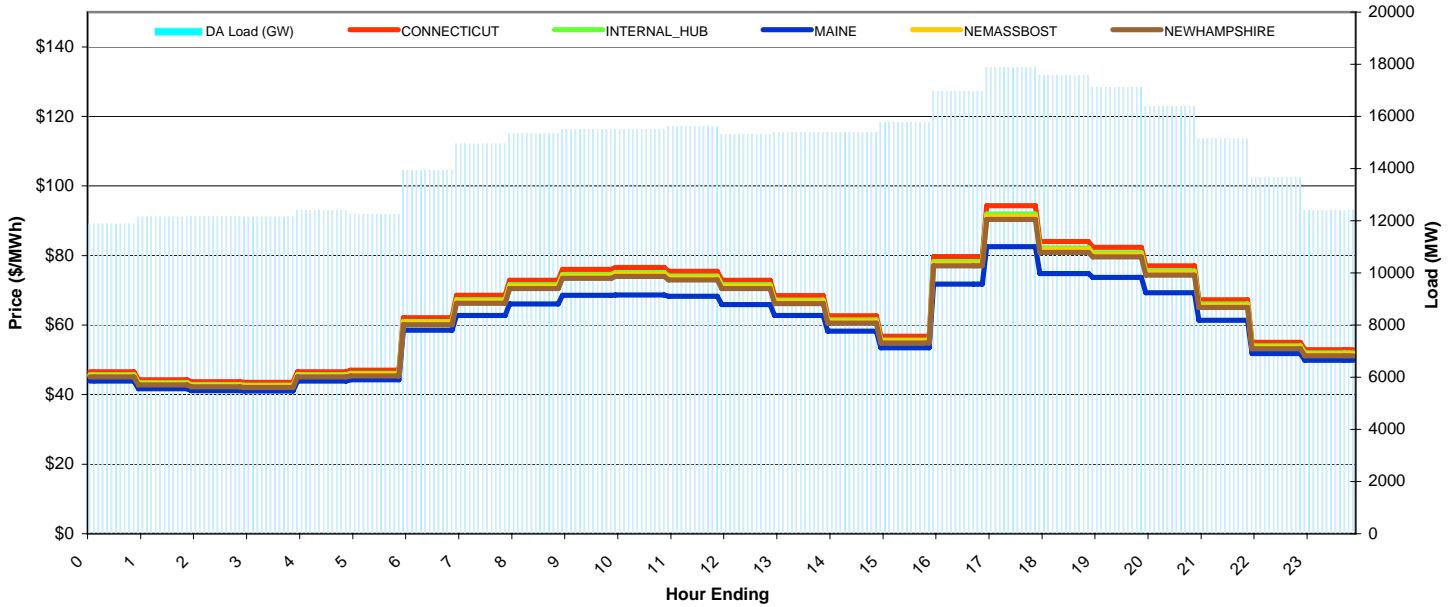
ISO-NE Daily Report

Monday December 28, 2009

Price Color Codes: <=0 >=100 >=200

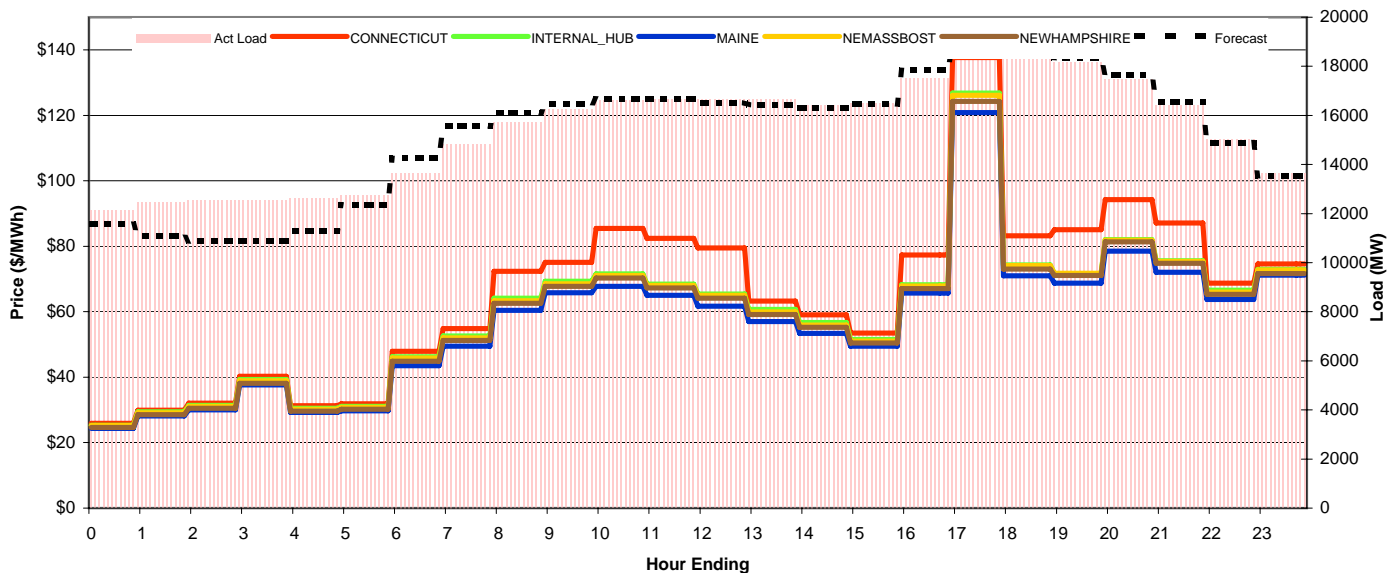
Day-Ahead Prices and Cleared Load

	HE1	HE2	HE3	HE4	HE5	HE6	HE7	HE8	HE9	HE10	HE11	HE12	HE13	HE14	HE15	HE16	HE17	HE18	HE19	HE20	HE21	HE22	HE23	HE24	avg all/peak
CONNECTICUT	46.60	44.23	43.70	43.52	46.60	46.98	62.16	68.59	72.90	75.97	76.55	75.50	72.90	68.49	62.65	56.77	79.67	94.30	84.03	82.32	76.99	67.31	55.01	52.94	65 / 73
NEMASSBOST	45.45	43.13	42.62	42.44	45.45	45.82	60.62	66.89	71.1	74.09	74.66	73.63	71.1	66.8	61.1	55.36	77.7	91.2	81.69	80.29	75.09	65.64	53.64	51.63	63 / 71
NEWHAMPSHIRE	45.05	42.75	42.24	42.07	45.05	45.41	60.08	66.29	70.45	73.42	73.97	72.96	70.45	66.19	60.55	54.87	77	90.41	80.93	79.56	74.4	65.05	53.17	51.17	63 / 71
MAINE	43.91	41.68	41.17	41.01	43.91	44.27	58.56	62.80	66.11	68.54	68.63	68.25	65.93	62.79	58.26	53.48	71.77	82.51	74.84	73.74	69.34	61.37	51.83	49.88	59 / 66
INTERNAL_HUB	45.74	43.41	42.89	42.71	45.74	46.11	61	67.31	71.55	74.56	75.13	74.1	71.55	67.22	61.49	55.71	78.19	91.91	82.18	80.79	75.56	66.06	53.98	51.96	64 / 72
DA Load (GW)	11.9	12.2	12.2	12.2	12.4	12.2	13.9	14.9	15.3	15.5	15.5	15.6	15.3	15.4	15.4	15.8	17.0	17.9	17.6	17.1	16.4	15.1	13.7	12.4	



Preliminary Real-Time Prices with Forecasted and Actual System Load

	HE1	HE2	HE3	HE4	HE5	HE6	HE7	HE8	HE9	HE10	HE11	HE12	HE13	HE14	HE15	HE16	HE17	HE18	HE19	HE20	HE21	HE22	HE23	HE24	avg all/peak
CONNECTICUT	25.87	29.94	32.06	40.26	31.28	31.92	47.89	54.82	72.33	75.11	85.48	82.44	79.54	63.29	59.03	53.51	77.38	137.64	83.25	85.10	94.27	87.14	68.71	74.61	66 / 79
NEMASSBOST	25.19	29.15	31.09	38.9	30.2	30.79	45.84	51.99	63.4	68.5	71.08	68.07	65.05	59.95	55.98	51.01	67.84	126.12	74.11	71.81	81.84	75.37	66	72.71	59 / 70
NEWHAMPSHIRE	24.64	28.54	30.48	38.18	29.64	30.22	44.93	51.21	62.63	67.78	70.27	67.31	64.15	59.12	55.22	50.5	67.12	124.29	73.02	71.05	81.31	74.76	65.34	71.67	58 / 69
MAINE	24.33	28.13	30.02	37.61	29.19	28.00	43.56	49.50	60.43	65.84	67.80	65.01	61.72	57.03	53.36	49.48	65.71	120.83	70.96	68.78	78.55	72.11	63.76	71.18	59 / 67
INTERNAL_HUB	25.35	29.41	31.42	39.35	30.52	31.06	46.24	52.64	64.17	69.36	71.62	68.47	65.38	60.77	56.71	51.57	68.23	126.79	74.32	71.63	82.05	75.6	66.56	72.96	60 / 70
Forecast	11.57	11.09	10.89	10.89	11.29	12.36	14.25	15.56	16.11	16.47	16.66	16.66	16.52	16.43	16.28	16.45	17.83	18.97	18.80	18.34	17.64	16.54	14.89	13.53	15 / 17
(RT) - (DA Load)	0.26	0.29	0.36	0.39	0.23	0.49	-0.28	-0.10	0.35	0.73	1.09	1.03	1.34	1.26	1.03	0.71	0.52	0.87	1.10	1.05	1.10	1.28	1.36	1.24	



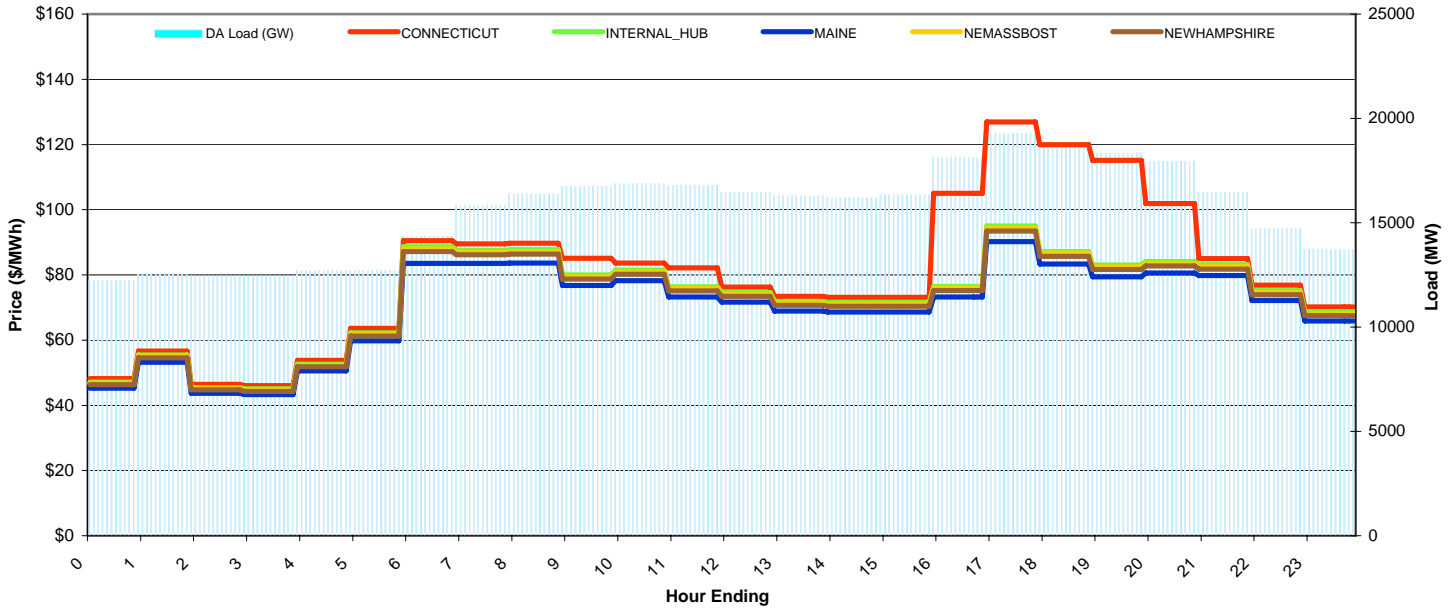
ISO-NE Daily Report

Tuesday December 29, 2009

Price Color Codes: <=0 >=100 >=200

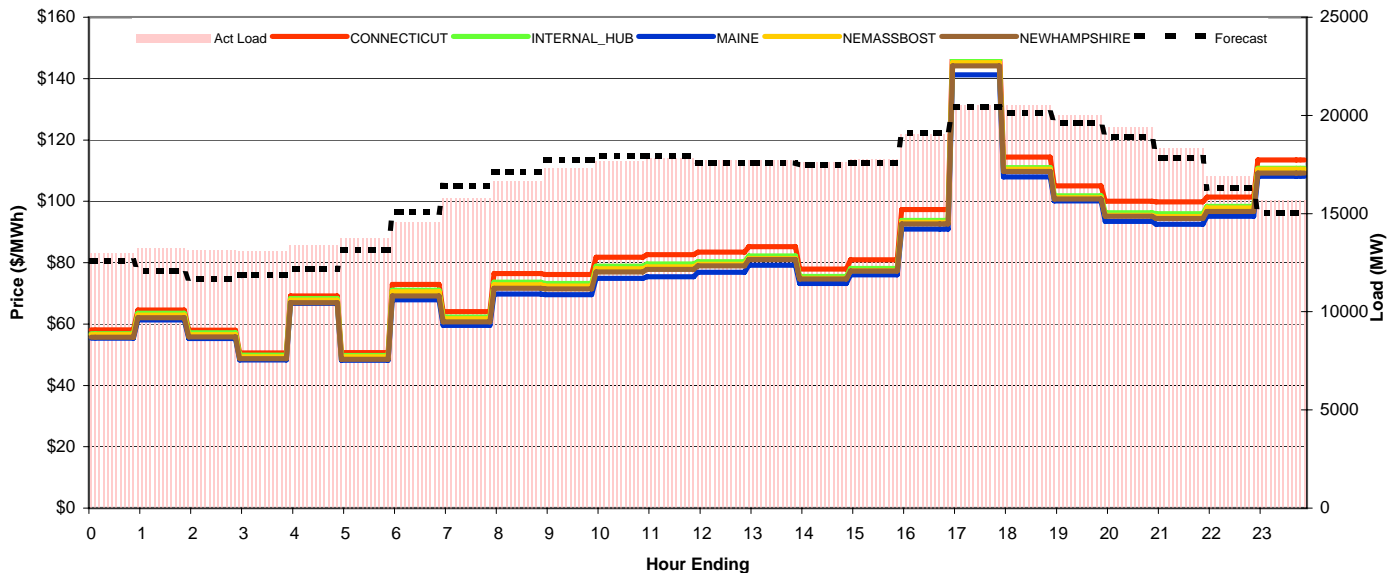
Day-Ahead Prices and Cleared Load

	HE1	HE2	HE3	HE4	HE5	HE6	HE7	HE8	HE9	HE10	HE11	HE12	HE13	HE14	HE15	HE16	HE17	HE18	HE19	HE20	HE21	HE22	HE23	HE24	avg all/peak
CONNECTICUT	48.17	56.66	46.47	46.04	53.80	63.65	90.54	89.52	89.71	85.10	83.61	82.12	76.30	73.42	73.10	73.10	105.00	126.89	120.00	115.10	101.90	85.00	76.81	70.18	81 / 91
NEMASSBOST	46.8	55.04	45.14	44.72	52.26	61.83	87.96	86.96	87.15	79.42	80.93	75.83	74.12	71.32	71.01	71.01	76.03	94.43	86.64	82.48	83.51	82.57	74.61	68.17	72 / 80
NEWHAMPSHIRE	46.36	54.53	44.73	44.31	51.78	61.26	87.13	86.15	86.34	78.68	80.18	75.12	73.43	70.66	70.35	70.35	75.23	93.44	85.73	81.62	82.7	81.8	73.92	67.54	72 / 79
MAINE	45.24	53.21	43.64	43.24	50.53	59.78	83.55	83.56	83.60	76.75	78.24	73.27	71.66	68.95	68.65	68.65	73.22	90.24	83.38	79.43	80.58	79.82	72.14	65.91	70 / 77
INTERNAL_HUB	47.13	55.43	45.47	45.04	52.64	62.28	88.59	87.58	87.77	80	81.51	76.38	74.65	71.83	71.52	71.52	76.45	95	87.19	83	84.15	83.16	75.15	68.66	73 / 80
DA Load (GW)	12.2	12.5	12.4	12.4	12.7	12.7	14.4	15.8	16.4	16.7	16.9	16.8	16.5	16.3	16.2	16.3	18.1	19.3	18.8	18.3	18.0	16.5	14.7	13.7	



Preliminary Real-Time Prices with Forecasted and Actual System Load

	HE1	HE2	HE3	HE4	HE5	HE6	HE7	HE8	HE9	HE10	HE11	HE12	HE13	HE14	HE15	HE16	HE17	HE18	HE19	HE20	HE21	HE22	HE23	HE24	avg all/peak
CONNECTICUT	58.12	64.80	58.03	50.60	69.18	50.68	72.91	64.08	76.49	76.16	81.80	82.57	83.46	85.22	77.96	80.89	97.29	150.87	114.40	104.99	100.05	99.85	101.42	113.51	84 / 92
NEMASSBOST	56.58	62.94	56.56	49.34	67.75	49.33	70.53	61.72	72.82	72.36	78	78.68	79.44	81.39	74.85	77.37	93.14	145.21	110.43	101.21	95.48	94.99	97.88	110.43	81 / 88
NEWHAMPSHIRE	55.73	62.06	55.82	48.7	66.94	48.49	69.15	60.72	71.69	71.44	77.01	77.82	79	81.02	74.64	77.28	92.63	144.16	109.75	100.77	95.08	94.41	96.74	109.17	80 / 88
MAINE	55.40	61.38	55.32	48.29	66.76	88.00	67.86	59.59	69.75	69.55	74.89	75.45	76.87	79.16	73.27	76.00	91.00	141.24	107.93	100.13	93.44	92.55	95.11	108.20	80 / 86
INTERNAL_HUB	56.89	63.55	57.14	49.83	68.36	49.77	71.08	62.22	73.65	73.25	78.82	79.54	80.34	82.24	75.52	78.11	93.8	145.91	110.93	101.77	96.27	95.93	98.33	110.79	81 / 89
Forecast	12.58	12.06	11.69	11.84	12.18	13.16	15.06	16.42	17.11	17.71	17.92	17.92	17.60	17.58	17.45	17.57	19.10	20.40	20.14	19.64	18.92	17.85	16.29	15.04	16 / 18
(RT) - (DA Load)	0.73	0.70	0.65	0.61	0.68	1.03	0.22	-0.04	0.27	0.56	0.81	1.01	1.28	1.40	1.41	1.41	0.91	1.23	1.68	1.70	1.44	1.88	2.22	1.97	



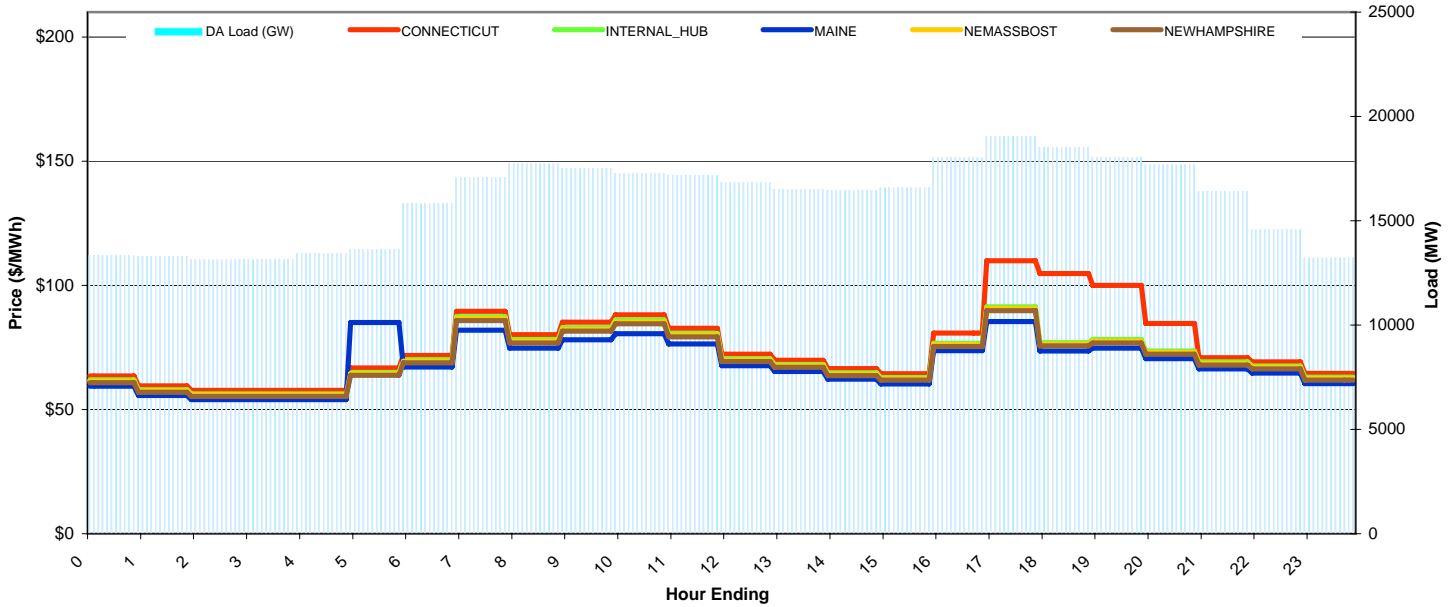
ISO-NE Daily Report

Wednesday December 30, 2009

Price Color Codes: <=0 >=100 >=200

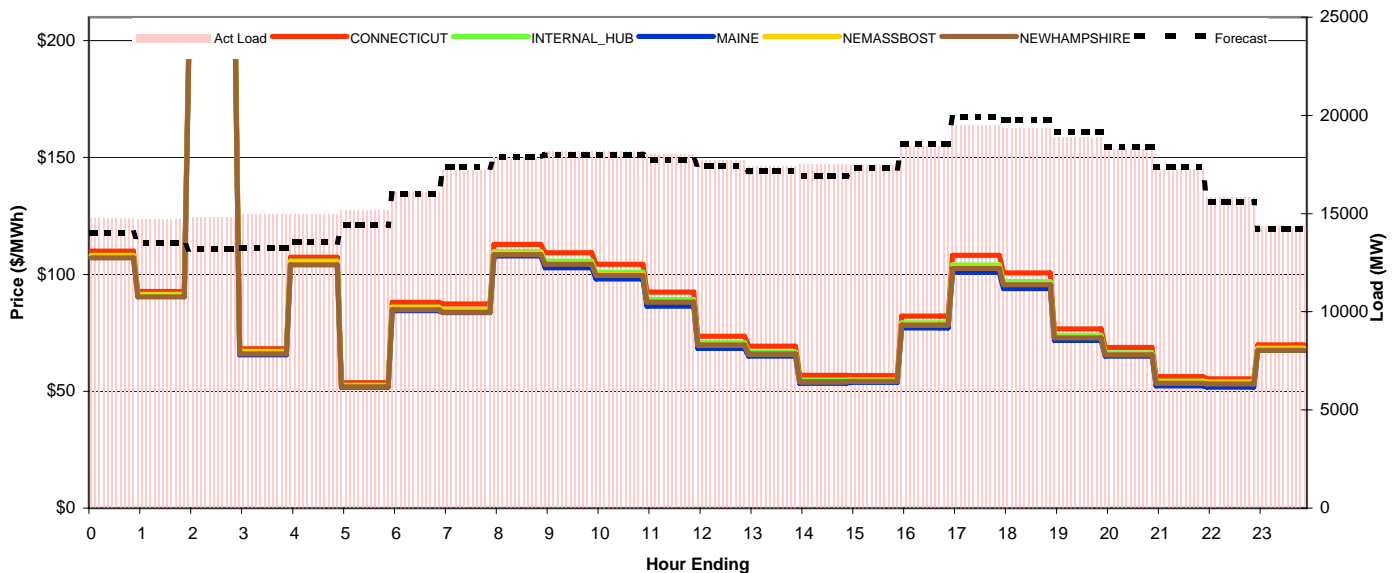
Day-Ahead Prices and Cleared Load

	HE1	HE2	HE3	HE4	HE5	HE6	HE7	HE8	HE9	HE10	HE11	HE12	HE13	HE14	HE15	HE16	HE17	HE18	HE19	HE20	HE21	HE22	HE23	HE24	avg all/peak
CONNECTICUT	63.49	59.47	57.74	57.74	57.74	66.70	71.81	89.58	80.16	85.11	88.18	82.68	72.30	69.86	66.48	64.48	80.83	109.90	104.79	100.00	84.61	70.89	69.20	64.58	76 / 82
NEMASSBOST	61.43	57.54	55.87	55.87	55.87	64.46	69.47	86.67	77.55	82.35	85.32	80	69.95	67.59	64.31	62.38	76.18	90.71	76.41	77.59	73.03	68.59	66.95	62.48	70 / 75
NEWHAMPSHIRE	60.84	56.99	55.33	55.33	55.33	63.82	68.8	85.82	76.8	81.54	84.49	79.22	69.28	66.94	63.69	61.78	75.43	89.76	75.57	76.77	72.3	67.93	66.31	61.88	70 / 75
MAINE	59.39	55.63	54.01	54.01	54.01	85.00	67.17	81.91	74.78	78.10	80.56	76.39	67.63	65.35	62.18	60.31	73.63	85.37	73.60	74.66	70.52	66.31	64.73	60.41	69 / 72
INTERNAL_HUB	61.92	58	56.31	56.31	56.31	64.99	70.03	87.36	78.17	83	86	80.64	70.51	68.13	64.83	62.88	76.72	91.34	76.9	78.15	73.61	69.13	67.49	62.98	71 / 76
DA Load (GW)	13.3	13.3	13.1	13.1	13.4	13.6	15.8	17.1	17.7	17.5	17.3	17.2	16.8	16.5	16.5	16.6	18.0	19.1	18.5	18.0	17.7	16.4	14.6	13.2	



Preliminary Real-Time Prices with Forecasted and Actual System Load

	HE1	HE2	HE3	HE4	HE5	HE6	HE7	HE8	HE9	HE10	HE11	HE12	HE13	HE14	HE15	HE16	HE17	HE18	HE19	HE20	HE21	HE22	HE23	HE24	avg all/peak
CONNECTICUT	109.97	92.68	199.92	68.22	107.26	53.71	88.00	87.30	112.77	109.25	104.38	92.40	73.55	69.28	56.77	56.62	82.17	108.10	100.66	76.72	68.74	56.21	55.35	69.77	87 / 82
NEMASSBOST	108.07	91.14	195.03	66.63	105.1	52.36	85.8	84.78	109.17	104.66	99.91	88.28	69.85	66.03	54.12	54.3	78.43	103.08	96.02	73.1	65.79	53.79	53.82	68.37	84 / 78
NEWHAMPSHIRE	107.05	90.33	193.25	65.92	104.09	51.83	84.91	83.81	108.38	104.29	99.58	88.11	69.77	65.97	54.06	54.22	78.25	102.59	95.57	72.87	65.58	53.39	53.1	67.46	84 / 78
MAINE	107.62	90.85	193.71	65.63	104.63	88.00	84.51	83.60	107.88	102.84	98.07	86.39	68.38	65.04	53.33	53.84	77.12	100.92	93.85	71.76	64.98	52.33	51.79	67.46	85 / 77
INTERNAL_HUB	108.2	91.41	196.21	67.09	105.66	52.59	86.01	85.06	109.76	105.64	100.89	89.2	70.76	66.83	54.8	54.87	79.33	104.1	96.97	73.9	66.43	54.36	54.09	68.5	85 / 79
Forecast	14.00	13.50	13.20	13.25	13.55	14.44	16.01	17.36	17.90	18.00	17.99	17.75	17.40	17.14	16.91	17.30	18.57	19.90	19.76	19.17	18.38	17.39	15.58	14.22	17 / 18
(RT) - (DA Load)	1.42	1.43	1.66	1.79	1.54	1.54	0.28	0.12	0.12	0.65	0.91	0.83	0.89	0.90	1.01	0.89	0.37	0.46	0.84	0.86	0.60	0.83	1.22	1.15	



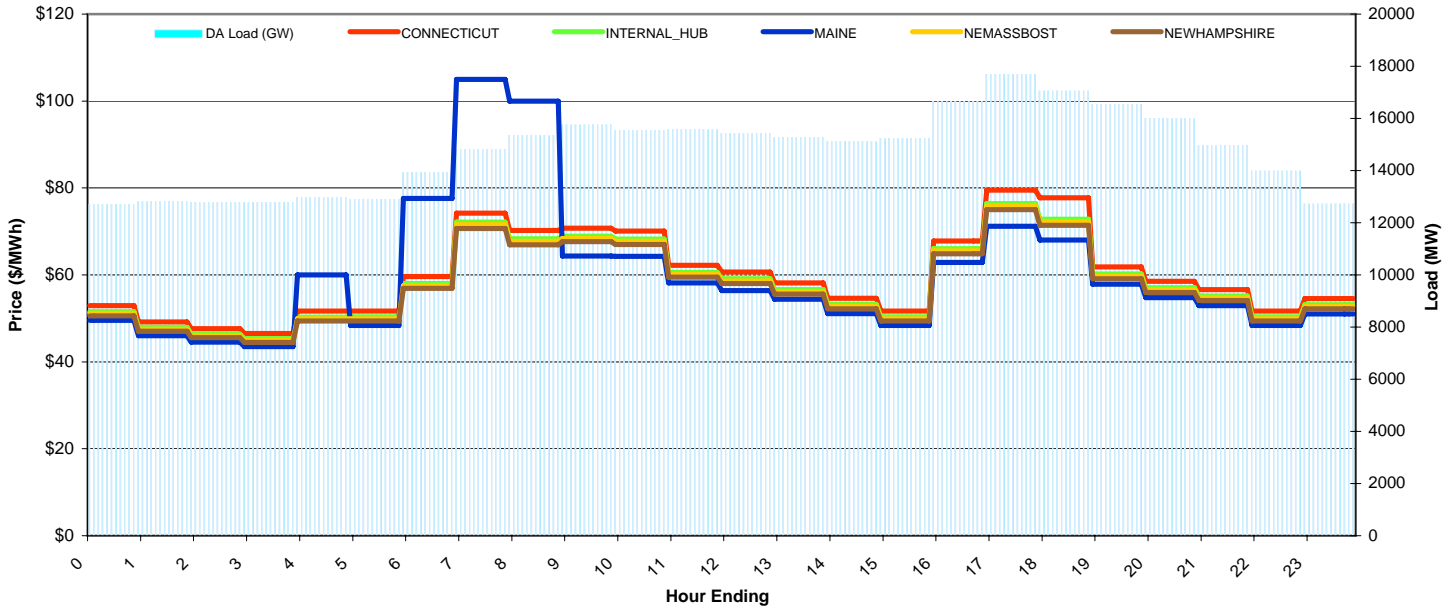
ISO-NE Daily Report

Thursday December 31, 2009

Price Color Codes: <=0 >=100 >=200

Day-Ahead Prices and Cleared Load

	HE1	HE2	HE3	HE4	HE5	HE6	HE7	HE8	HE9	HE10	HE11	HE12	HE13	HE14	HE15	HE16	HE17	HE18	HE19	HE20	HE21	HE22	HE23	HE24	avg all/peak
CONNECTICUT	52.94	49.18	47.63	46.55	51.70	51.68	59.63	74.20	70.76	70.12	62.24	60.67	58.16	54.63	51.68	67.83	79.50	77.72	61.83	58.56	56.62	51.68	54.56	60 / 64	
NEMASSBOST	51.14	47.51	46.02	44.97	49.9	49.93	57.53	71.56	67.75	68.37	67.74	60.13	58.61	56.18	52.78	49.93	65.53	75.81	72.2	59.73	56.57	54.7	49.93	52.16	58 / 62
NEWHAMPSHIRE	50.61	47.02	45.54	44.5	49.37	49.41	56.88	70.7	66.94	67.65	67.03	59.5	58	55.6	52.23	49.41	64.84	75.01	71.43	59.11	55.98	54.12	49.41	52.16	57 / 61
MAINE	49.51	46.00	44.55	43.54	60.00	48.34	77.57	105.00	100.00	64.37	64.24	58.13	56.42	54.39	51.10	48.34	62.87	71.17	68.04	57.83	54.77	52.95	48.34	51.03	60 / 64
INTERNAL_HUB	51.55	47.89	46.39	45.33	50.31	50.33	58.01	72.16	68.32	68.92	68.28	60.61	59.08	56.64	53.2	50.33	66.05	76.42	72.79	60.21	57.03	55.13	50.33	53.13	58 / 62
DA Load (GW)	12.7	12.8	12.8	12.8	13.0	12.9	13.9	14.8	15.4	15.8	15.5	15.6	15.4	15.3	15.1	15.2	16.7	17.7	17.1	16.5	16.0	15.0	14.0	12.7	



Preliminary Real-Time Prices with Forecasted and Actual System Load

	HE1	HE2	HE3	HE4	HE5	HE6	HE7	HE8	HE9	HE10	HE11	HE12	HE13	HE14	HE15	HE16	HE17	HE18	HE19	HE20	HE21	HE22	HE23	HE24	avg all/peak
CONNECTICUT	68.92	84.49	51.51	50.93	62.58	45.84	61.25	56.75	62.13	75.63	82.45	91.60	87.50	92.90	58.72	55.00	76.30	93.05	93.72	68.80	57.78	53.64	46.89	53.26	68 / 72
NEMASSBOST	67.5	82.88	50.52	50.08	61.2	44.68	59.48	54.86	59.57	71.82	78.12	86.89	83.56	88.76	56.46	52.75	72.89	89.26	88.9	65.63	55.23	51.64	45.29	51.35	65 / 69
NEWHAMPSHIRE	66.87	82.29	50.19	49.72	60.66	44.12	58.74	54.22	58.96	71.03	77.11	85.89	82.47	87.57	55.98	52.5	72.45	88.24	87.92	64.99	54.68	51.2	44.66	50.48	65 / 68
MAINE	67.89	83.31	50.93	50.51	60.71	88.00	58.27	53.93	58.38	69.96	75.50	83.68	80.37	85.46	55.18	52.04	71.53	86.50	85.76	63.70	53.64	50.31	43.86	49.20	66 / 67
INTERNAL_HUB	67.79	83.4	50.87	50.39	61.69	44.97	59.74	55.18	60.06	72.61	79.01	87.86	84.42	89.63	56.98	53.25	73.61	89.86	89.86	66.3	55.77	52.07	45.65	51.8	66 / 70
Forecast	13.29	12.74	12.43	12.38	12.66	13.48	14.95	16.03	16.63	16.95	17.18	17.21	16.95	16.75	16.52	16.47	17.72	18.61	18.29	17.58	16.89	15.98	14.65	13.74	16 / 17
(RT) - (DA Load)	1.14	1.12	1.15	1.03	1.04	1.00	0.52	0.69	0.93	1.19	1.81	1.89	1.88	1.81	1.60	1.31	0.91	0.95	1.13	0.73	0.37	0.57	0.65	1.39	

