



THE DEPARTMENT OF THE TREASURY Agency Financial Report

Fiscal Year 2011



November 15, 2011



The United States Department of the Treasury

Our Vision

Set the global standard in financial and economic leadership

Our Mission

Serve the American people and strengthen national security by managing the U.S. Government's finances effectively, promoting economic growth and stability, and ensuring the safety, soundness, and security of the U.S. and international financial systems

Our Values

SERVICE

Work for the benefit of the American people

INTEGRITY

Aspire to the highest ethical standards of honesty, trustworthiness, and dependability

EXCELLENCE

Strive to be the best, continuously improve, innovate, and adapt

OBJECTIVITY

Encourage independent views

ACCOUNTABILITY

Responsible for our conduct and work

COMMUNITY

Dedicated to excellent customer service, collaboration, and teamwork while promoting diversity



THE DEPARTMENT OF THE TREASURY

Agency Financial Report

Fiscal Year 2011



For the online version of this report, please visit:
<http://www.treasury.gov>
and search for “2011 AFR”

This page left intentionally blank

TABLE OF CONTENTS

Message from the Secretary of the Treasury	iv
Part 1: Management’s Discussion and Analysis	
Introduction	3
Organization	4
Treasury’s Fiscal Years 2007-2012 Strategic Framework	7
Treasury’s Fiscal Year 2010-2011 Priority Performance Goals	8
Fiscal Year 2011 Performance By Strategic Goal	10
Department’s Key Performance Measures for 2011	24
Highlights of Management and Performance Challenges	26
Financial Overview	27
Summary of Auditors’ Report on the Treasury Department’s Financial Statements	29
Limitations on the Principal Financial Statements	29
Management Assurances	30
Improper Payments	33
Audit Follow-up Program	33
Part 2: Annual Financial Report	
Message from the Assistant Secretary for Management and Chief Financial Officer	37
Inspector General’s Transmittal Letter	38
Independent Auditors’ Report on the Department’s Financial Statements	40
Management’s Response to Independent Auditors’ Report	51
Financial Statements	52
Notes to the Financial Statements	60
Required Supplemental Information (Unaudited)	145
Part 3: Other Accompanying Information	
Appendix A: Other Accompanying Information (Unaudited)	152
Appendix B: Improper Payments	156
Appendix C: Management and Performance Challenges and Responses	162
Appendix D: Material Weaknesses, Audit Follow-Up, and Financial Systems	207
Appendix E: Glossary of Acronyms	214

MESSAGE FROM THE SECRETARY OF THE TREASURY



During the last three years, President Obama has taken a series of tough but necessary steps to help break the back of an historic financial crisis and restart economic growth. Because of those actions, we are in a much better position as a nation, but we still face many challenges ahead.

Although the economy is expanding, it is not growing fast enough. The private sector is creating jobs, but too many Americans are still out of work. The scars of the financial crisis were deep and it will take a consistent, determined effort to heal the damage that it caused to families and businesses across our nation. That is why President Obama is relentlessly focused on doing everything he can to strengthen growth and job creation – both right now and for the long term.

In September, the President put forward the American Jobs Act to Congress. This proposal includes a powerful package of tax cuts and new investments that will help put more Americans back to work right away.

He is working with federal agencies – through a series of executive actions – to make it easier for Americans to refinance their mortgages and lower the cost of their student loans, which will help put more money in the pockets of average families.

Importantly, he is also partnering those immediate steps to strengthen job creation with long-term reforms that provide more certainty that we can sustain growth in the future.

The President is working to reduce our long-term deficits in a balanced way that protects health care and retirement security, and creates room to invest in the areas we need to keep our economy competitive.

The President, the Treasury Department, and key regulatory agencies are putting in place financial reforms that will help ensure businesses can access the capital they need to expand and create new jobs, and consumers are protected from fraud and abuse.

We are also continuing to work with our G-20 partners to promote sustainable and balanced global growth, achieve needed financial reforms across the globe, and address fiscal pressures in Europe.

The Treasury Department has and will continue to work diligently in support of those efforts to strengthen job growth and achieve the reforms necessary to secure our nation's economic future.

The Treasury Department again received an unqualified opinion on its consolidated financial statements, and we also received another unqualified opinion on the financial statements of our Office of Financial Stability/Troubled Asset Relief Program. Rather than providing a single Performance and Accountability Report for fiscal year 2011, we are producing separate financial and performance reports. The Annual Performance Report will be included in the Congressional Budget Justification in February 2012.

We have validated the accuracy, completeness, and reliability of the financial and performance data in this report. Maintaining our commitment to continuous program and operational improvement, the Department also made progress in reducing management control weaknesses and in efforts to achieve federal financial systems and control objectives.

A handwritten signature in blue ink that reads "Timothy F. Geithner". The signature is fluid and cursive, with a long horizontal stroke at the end.

Timothy F. Geithner

November 15, 2011

PART 1:

Management's
Discussion
and Analysis



INTRODUCTION

In fiscal year 2011, Treasury continued to implement the *Dodd-Frank Wall Street Reform and Consumer Protection Act of 2010* (Dodd-Frank Act), wind down emergency financial stabilization programs that began in 2008 and 2009 in the wake of the financial crisis, and promote a better environment for investment and job creation.

Pursuant to the Dodd-Frank Act, Treasury established the Consumer Financial Protection Bureau (CFPB), the Financial Stability Oversight Council (FSOC), the Federal Insurance Office (FIO), and the Office of Financial Research (OFR); accomplished the closure of the Office of Thrift Supervision (OTS) and the integration of many of its functions into the Office of the Comptroller of the Currency (OCC); and worked with other government agencies to develop new market regulations and guidance. Over the past year, Treasury has worked tirelessly with the new regulatory bodies and other agencies to strengthen safeguards for consumers and investors and to provide better tools for limiting risk in major financial institutions and financial markets.

Treasury achieved several major milestones during the third year of the Troubled Asset Relief Program (TARP). The program's banking investments have resulted in a positive return for taxpayers, and more than three-quarters of the overall funds disbursed for TARP have been recovered. In 2011, Treasury began selling its mortgage-backed security portfolio acquired under the *Housing and Economic Recovery Act*. Although the housing market continues to face challenges, TARP's initiatives to assist struggling homeowners have provided more than 800,000 families with permanent mortgage modifications. Furthermore, Hardest Hit Fund initiatives have equipped states with the ability to tailor solutions to their unique housing challenges.

In September 2010, President Obama signed the *Small Business Jobs Act* into law to provide critical resources to help small businesses continue to drive economic recovery and create jobs. Treasury played an important role in implementing the law by initiating two programs that increase capital to small businesses: the Small Business Lending Fund (SBLF) and the State Small Business Credit Initiative (SSBCI). In fiscal year 2011, Treasury approved \$4

billion in funds for community banks and community development loan funds to increase lending to small businesses through the SBLF. In that same time, SSBCI disbursed \$474 million in funds that are expected to leverage approximately \$4.7 billion in new small business lending.

In fiscal year 2011, the Internal Revenue Service (IRS) received a record of more than 100 million electronic individual tax returns in a single season as a result of its electronic filing programs. The IRS also continued to increase the amount of tax information and services provided to taxpayers through IRS.gov, and received a "Best of the Web" award for performance and quality.

Treasury's financial intelligence and enforcement activities had a significant impact in combating money laundering and terrorist financing in 2011. In response to recent unrest in the Middle East and North Africa, the Department tracked the assets of regimes that violently suppressed protestors and imposed sanctions on the Syrian and Libyan governments for human rights violations. Treasury also collaborated with U.S. and Mexican counterparts to step up efforts to expose and disrupt Mexican cartels and their money laundering networks. In addition to these efforts, Treasury worked with its law enforcement and intelligence community partners to administer new sanction programs addressing Iran, North Korea, Syria, Afghanistan, Somalia, and transnational organized crime groups.

Finally, Treasury continued to take steps to reduce costs to taxpayers and operate the Department efficiently. In fiscal year 2011, the Bureau of the Public Debt ended the sale of paper payroll savings bonds and announced that the issuance of paper savings bonds sold over-the-counter at financial institutions would end by December 31, 2011. These actions, combined with other continuing efforts to increase electronic transactions, are projected to create savings of more than \$500 million and 12 million pounds of paper over the next five years. In December 2010, Treasury published a regulation requiring all businesses with a deposit liability of \$2,500 per quarter to pay taxes electronically through the Electronic Federal Tax Payment System. This initiative will eliminate the processing of approximately 20 million paper coupons annually, and will result in fewer processing errors that could result in erroneous fines or penalties for taxpayers.

ORGANIZATION

The Department of the Treasury is the executive agency responsible for promoting economic prosperity and ensuring the financial security of the United States. The Department is organized into the Departmental Offices, eight operating bureaus, and three inspectors general. The Departmental Offices are primarily responsible for policy formulation, while the bureaus are primarily the operating units of the organization.

DEPARTMENTAL OFFICES

Domestic Finance advises and assists in areas of domestic finance, banking, and other related economic matters. In addition, this office develops policies and guidance for Treasury Department responsibilities in the areas of financial institutions, federal debt finance, financial regulation, capital markets, financial management, fiscal policy, and cash management decisions. OFR and FIO, created under the Dodd-Frank Act, reside within Domestic Finance, as does the Office of Financial Stability, which is responsible for overseeing TARP programs.

International Affairs protects and supports U.S. economic prosperity by strengthening the external environment for U.S. growth, preventing and mitigating global financial instability, and managing key global challenges.

Terrorism and Financial Intelligence (TFI) marshals the Department's intelligence and enforcement functions with the twin aims of safeguarding the financial system against illicit use and combating intransigent regimes, terrorist facilitators, money launderers, drug kingpins, and other national security threats.

Economic Policy reports on current and prospective economic developments and assists in the determination of appropriate economic policies. The office is responsible for the review and analysis of domestic economic issues and developments in the financial markets.

Tax Policy develops and implements tax policies and programs, reviews regulations and rulings to administer the Internal Revenue Code, negotiates tax treaties, and provides economic and legal policy analysis for domestic and

international tax policy decisions. Tax Policy also provides revenue estimates for the President's Budget.

Treasurer of the United States has direct oversight over the U.S. Mint and the Bureau of Engraving and Printing, and is a key liaison with the Federal Reserve. In addition, the Treasurer serves as a senior advisor to the Secretary in the areas of community development and public engagement.

Community Development Financial Institutions (CDFI) Fund increases economic opportunity and promotes community development investments for underserved populations and in distressed communities in the United States.

Other Offices

Internally, the Departmental Offices are responsible for overall management of the Department. *The Office of Management and the Chief Financial Officer* is responsible for managing the Department's financial resources and oversees Treasury-wide programs, including human capital information and technology, and minority and women inclusion.

Other support programs include General Counsel, Legislative Affairs, and Public Affairs. Also, three inspectors general—the *Office of the Inspector General (OIG)*, the *Treasury Inspector General for Tax Administration (TIGTA)*, and the *Special Inspector General for the Troubled Asset Relief Program (SIGTARP)*—provide independent audits, investigations, and oversight of the Department of the Treasury and its programs. While SIGTARP is organizationally placed in Treasury, it is not under the general supervision of the Secretary.

BUREAUS

Bureaus employ 98 percent of Treasury's workforce and are responsible for carrying out specific operations assigned to the Department.

The Alcohol and Tobacco Tax and Trade Bureau (TTB) collects federal excise taxes on alcohol, tobacco, firearms, and ammunition and assures compliance with tobacco permitting and alcohol permitting, labeling, and marketing requirements to protect consumers.

The Bureau of Engraving and Printing (BEP) designs and manufactures high quality currency notes and other financial documents that deter counterfeiting and meet customer requirements for quality, quantity, and performance.

The Bureau of the Public Debt (BPD) borrows the money needed to operate the Federal Government through the sale of marketable, savings, and special purpose U.S. Treasury securities. In addition, it accounts for and services the public debt and provides reimbursable administrative support services to federal agencies.

The Financial Crimes Enforcement Network (FinCEN) safeguards the financial system from the abuses of financial crime, including terrorist financing, money laundering, and other illicit activity.

The Financial Management Service (FMS) provides central payment services to federal program agencies, operates the Federal Government's collections and deposit systems, provides government-wide accounting and reporting services, and manages the collection of delinquent debt owed to the U.S. Government.

The Internal Revenue Service (IRS) is the largest of the Department's bureaus and determines, assesses, and collects tax revenue for the Federal Government.

The United States Mint designs, produces, and issues circulating and bullion coins, numismatic coins and other items, Congressional gold medals, and other medals of national significance. The United States Mint maintains physical custody and protection of most of the nation's gold and all of its silver.

The Office of the Comptroller of the Currency (OCC) charters, regulates, and supervises national banks and federal savings associations to ensure compliance with consumer laws and regulations and a safe, sound, and competitive banking system that supports citizens, communities, and the economy.

The Office of Thrift Supervision (OTS) chartered, examined, supervised, and regulated federal and state-chartered savings associations and their holding companies in order to maintain each thrift's safety and soundness and

compliance with consumer laws. OTS was closed on July 21, 2011, and its responsibilities were distributed to a number of other regulatory bodies, including OCC, FDIC, and the Federal Reserve.

THE DEPARTMENT OF THE TREASURY ORGANIZATIONAL CHART



TREASURY'S FISCAL YEARS 2007-2012 STRATEGIC FRAMEWORK

The Treasury's Strategic Framework is a summary of the Department's goals and objectives. This framework provides the basis for performance planning and continuous improvement.

	Strategic Goals	Strategic Objectives	Outcomes
Financial	Goal 1: Effectively Managed U.S. Government Finances	Cash Resources are available to operate the government	<ul style="list-style-type: none"> • Revenue collected when due through a fair and uniform application of the law • Timely and accurate payments at the lowest possible cost • Government financing at the lowest possible cost over time • Effective cash management • Accurate, timely, useful, transparent and accessible financial information
Economic	Goal 2: U.S. and World Economies Perform at Full Economic Potential	<p>Improved economic opportunity, mobility and security with robust, real, sustainable economic growth at home and abroad</p> <p>Trust and Confidence in U.S. currency worldwide</p>	<ul style="list-style-type: none"> • Strong U.S. economic competitiveness • Competitive capital markets • Free trade and investment • Prevented and mitigated financial and economic crises • Decreased gap in global standard of living • Commerce enabled through safe, secure U.S. notes and coins
Security	Goal 3: Prevented Terrorism and Promoted the Nation's Security Through Strengthened International Financial Systems	Pre-empted and neutralized threats to the international financial system and enhanced U.S. national security	<ul style="list-style-type: none"> • Removed or reduced threats to national security from terrorism, proliferation of weapons of mass destruction, drug trafficking and other criminal activity on the part of rogue regimes, individuals, and their support networks • Safer and more transparent U.S. and international financial system
Management	Goal 4: Management and Organizational Excellence	Enabled and Effective Treasury Department	<ul style="list-style-type: none"> • A citizen-centered, results-oriented and strategically aligned organization • Exceptional accountability and transparency

TREASURY'S FISCAL YEAR 2010-2011 PRIORITY PERFORMANCE GOALS

In 2010, the Department established three Agency Priority goals to support improvements in near-term outcomes related to the strategic plan. Treasury made significant progress on these goals in 2011.

GOAL #1: REPAIR AND REFORM THE FINANCIAL SYSTEM

KEY STRATEGIES:

- Implement strong, comprehensive regulatory reform
- Restore stability and accountability to the financial system
- Manage and exit emergency financial crisis intervention programs
- Support recovery in the housing market and reduce avoidable foreclosures
- Devise long-term, solutions for our nation's system of housing finance

In fiscal year 2011, the Department coordinated with the appropriate regulators to implement additional protections passed in the Dodd-Frank Act, including writing new rules that create heightened standards for non-bank financial firms if their material financial distress could threaten financial stability; improve alignment of interests between mortgage originators, securitizers, and investors; and restrict banks' speculative activity.

The financial recovery bank programs under the investment portion of the TARP have provided a substantial positive return to the taxpayer. Moving forward, Treasury is working to exit the remaining investments and continue recovering tax payer dollars. Figure 1 depicts the income received from the TARP investments since June 2009.

In February 2011, Treasury delivered a report to Congress that provides a path forward for reforming America's housing finance market. The Administration's plan would wind down Fannie Mae and Freddie Mac and shrink the government's current footprint in housing finance on a responsible timeline. The plan also recommended reforms to continue fixing the fundamental flaws in the mortgage market through stronger consumer protection, increased transparency for

investors, improved underwriting standards, and other critical measures.

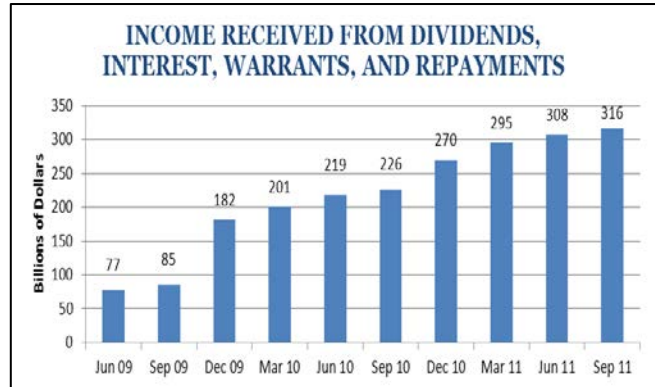


Figure 1

GOAL #2: INCREASE VOLUNTARY TAX COMPLIANCE

KEY STRATEGIES:

- Simplify the tax code by providing and improving taxpayer services to enable taxpayers to understand and meet their tax obligations
- Provide and improve enforcement to ensure that all businesses and individuals pay the tax they owe

A voluntary compliance tax system requires effective services so that taxpayers understand and meet their tax obligations. It also requires effective enforcement to ensure that all businesses and individuals pay the tax that they owe. During fiscal year 2011, the IRS continued to develop and improve on products and services such as updating forms to help taxpayers comply with filing requirements, converting forms for visually impaired taxpayers, translating more tax products into multilingual forms, reducing taxpayer telephone wait time, expanding information on IRS.gov and social media sites, and working with banks so that taxpayers without bank accounts could receive refunds on prepaid debit cards in the 2011 filing season.

In the 2011 filing season, the IRS processed more than 100 million individual tax returns electronically and completed 76.5 million phone calls through its live assistants and automated prompts and partnered with state taxing authorities, volunteer groups, and other organizations to

enhance taxpayer outreach and education. The IRS and its partners continued to provide free tax assistance to the elderly, disabled, and limited English proficient individuals and families at Volunteer Income Tax Assistance and Tax Counseling for the Elderly sites. These two programs, along with the IRS walk-in sites at the Taxpayer Assistance Centers (TACs), helped more than five million taxpayers complete their tax returns.

IRS enforcement activities, such as examination and collection, continued to remain a high priority. The IRS also expanded its enforcement presence in the international field, continued to pursue high net-worth noncompliant taxpayers, and initiated action to better leverage the tax return preparer community. During fiscal year 2011, as part of an overall strategy to improve offshore compliance, the IRS opened a second Offshore Voluntary Disclosure Program to encourage taxpayers with hidden offshore assets and income to voluntarily disclose. The program resulted in approximately 30,000 voluntary disclosures and resulted in approximately \$2.2 billion in additional tax, interest, and penalties.

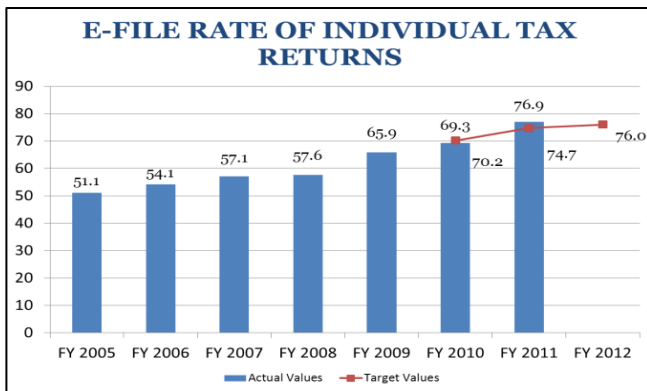


Figure 2

GOAL #3: SIGNIFICANTLY INCREASE THE NUMBER OF PAPERLESS TRANSACTIONS WITH THE PUBLIC

KEY STRATEGIES:

- Improve effectiveness and efficiency through greater use of electronic processing of documents including payments, collections, saving bonds transactions, and e-file tax returns
- Contribute to the Department’s environmental sustainability

Recognizing that paper processes are often slow, inaccurate, expensive, and wasteful, Treasury continues to reduce paper transactions with the public. The Secretary approved several initiatives to move toward electronic transactions: electronic payroll savings bonds, electronic payments to federal beneficiaries, and electronic tax collections. Treasury’s initiative to increase the number of paperless transactions it conducts with the public is expected to save more than \$500 million and 12 million pounds of paper over its first five years alone. These efforts also contribute to the Department’s environmental sustainability.

In fiscal year 2011, Treasury implemented many of the planned changes to reduce paper-based transactions. Treasury ended the issuance of all paper payroll savings bonds in January 2011, and announced that the issuance of paper savings bonds sold over-the-counter at financial institutions would end by December 31, 2011. In 2011, the IRS expanded its electronic filing program to allow businesses to pay taxes electronically. The Department also made progress moving to electronic payments, by requiring all new recipients of benefit payments to receive their payments electronically starting May 1, 2011. Treasury will continue to make progress toward electronic transactions and find opportunities to reduce costs, improve efficiency, and operate sustainably.

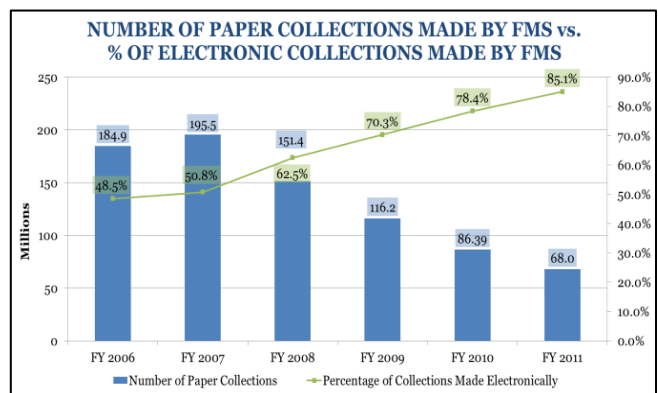


Figure 3

FISCAL YEAR 2011 PERFORMANCE BY STRATEGIC GOAL

EFFECTIVELY MANAGED U.S. GOVERNMENT FINANCES

The Treasury Department manages the nation's finances by collecting money due to the United States, making its payments, managing its borrowing, investing when appropriate, and performing central accounting functions. Sound financial management practices allow the government to meet its financial obligations while minimizing borrowing costs. In pursuit of its strategic goal, Treasury led the Administration's efforts to create a tax system that is simpler, fairer, and more robust. Additionally, the Department continued initiatives to improve efficiency and lower the cost of operating the Federal Government.

DEVELOPED COMPREHENSIVE TAX PROPOSALS TO SIMPLIFY THE TAX CODE

The Department accomplished its fiscal year 2011 tax reform and simplification objectives through the legislative, regulatory, and policy efforts of the Office of Tax Policy. In 2011, Treasury released guidance on over a dozen tax provisions of the *Affordable Care Act* (ACA), including tax credits, revenue provisions, and (in collaboration with the Departments of Health and Human Services (HHS) and Labor) insurance market reforms incorporated into the Tax Code. One of the more significant projects was a proposed regulation on the refundable premium tax credit created by Code Sec. 36B, which is a centerpiece of the ACA's goal of expanding health insurance coverage. The ACA will continue to be a heavy focus in fiscal years 2012 and 2013, including the release of additional guidance to implement the ACA's core coverage provisions.

SIMPLIFIED TAX ADMINISTRATION

To enforce the law and ensure everyone meets his or her obligation to pay taxes, the IRS strives to improve its products and services to make voluntary compliance easier. In fiscal year 2011, the IRS expanded the number of automated products and services to increase tax compliance, simplify tax administration, and reduce taxpayer burden to include:

- An Interactive Tax Law Assistant (ITA) application on IRS.gov. ITA is an interactive online probe and response tool that, through a series of interview questions, provides users with answers to frequently asked questions
- Expanded transcript capability providing taxpayers with three easy and convenient options for getting copies of their tax return information, by phone, by mail, or online through a new web application on IRS.gov. Over 1.96 million taxpayers ordered transcripts in fiscal year 2011. In addition to this, the IRS Expanded e-signature pilots that allow taxpayers to use electronic signature pads and tablets instead of ink signatures for e-file, reporting agent authorizations, and requests for tax return transcripts
- Expanded Paper Check Conversion to all 401 TACs, allowing paper checks to be converted to electronic transactions. The conversion improves the payment process expediting resolution to taxpayer account issues. In fiscal year 2011, 3.6 million remittances were processed for more than \$7.8 billion
- Collaborated with US Bank (the Health Coverage Tax Credit (HCTC) check payment processing vendor) to launch the HCTC e-Payment Processing System to provide taxpayers the ability to make their payments electronically

The IRS electronic filing program is one of the most successful modernization programs in government, offering an efficient and secure way for taxpayers to file more accurate returns and get their refunds more quickly. In fiscal year 2011, the IRS received more than 100 million electronic individual tax returns in a single filing season and passed the one billion mark for individual tax returns processed since the program began in 1986. The IRS also met its performance targets for both individual and business returns processed electronically.

The IRS continued efforts to improve the clarity, accuracy, and effectiveness of correspondence sent to taxpayers who have account issues. In fiscal year 2011, the IRS had 104

redesigned/new notices in production along with corresponding webpage information to reinforce the notice, answer common questions, and provide tips to help taxpayers meet their tax obligations. The revised correspondence includes collection notices in plain language to help taxpayers more clearly understand the collection process and available payment options. For high-volume notices, the IRS included links for translation of the notice into five languages (Spanish, Chinese, Korean, Vietnamese, and Russian). The redesigned notices represent 72 percent in volume of more than 220 million notices sent each year. In recognition of this redesign work, the IRS received the 2011 grand prize ClearMark award from the Center for Plain Language, which honors the documents and websites that best succeed in clear communication.

The IRS increased the use of communications with taxpayers who may not get their information from traditional sources, such as newspapers and broadcast and cable news. By employing social media such as YouTube, Twitter, and iTunes, the IRS reaches these taxpayers with important service and compliance messages. In January 2011, the IRS unveiled IRS2Go, its first smartphone application that lets taxpayers check the status of their tax refunds, subscribe to tax season updates, and follow IRS news through a Twitter feed. There were more than 360,000 downloads of IRS2Go since January 2011. Communicating using these new technologies reflects the IRS commitment to modernizing the agency and engaging taxpayers where and when they want and increasing their rate of self-assistance. Ultimately, providing more self-assistance methods to customers will also reduce demand on more expensive customer services, such as staffing IRS phones and correspondence.

In concert with the greater use of self-assistance methods of information, the IRS answered almost 2.5 million fewer assistor calls in fiscal year 2011 compared to fiscal year 2010. However, in the past couple of years, the IRS has faced unprecedented demand for toll-free services as a result of the economic downturn, new legislation, and other events.

PRACTICED EFFECTIVE CASH MANAGEMENT AND FORECASTING

The Department of the Treasury manages the Government's central operating account and cash position to support gross

annual transactions totaling \$23 trillion. The Department's Office of Fiscal Projections (OFP) provides forecasts of federal receipts, outlays, and debt transactions to ensure that funds are available on a daily basis to cover federal payments. By increasing the accuracy of fiscal projections, the Department is able to minimize borrowing costs, which has a direct and material impact on the government's net operating cost.

To analyze the effectiveness of the cash management techniques employed, the Department measures the variance between actual and projected receipts. Notwithstanding economic uncertainties and legislative changes, the forecasts for fiscal year 2011 were better than those for fiscal year 2010. The estimated variance for fiscal year 2011 was 4.5 percent, lower than the 5.0 percent target for fiscal year 2011 and the 5.8 percent actual variance in fiscal year 2010. Fiscal year 2011 was a challenging year to forecast due to legislative changes and lingering uncertainty concerning the pace of the economic recovery.

The economic downturn and subsequent recovery in fiscal years 2010 and 2011, along with the government's policy response to these events, had a significant impact on federal revenues and on the ability to forecast federal tax receipts. Key economic factors such as Gross Domestic Product (GDP) and employment did not improve as much as expected. However, final individual tax payments in April came in well above forecast, as liability for tax year 2010 was much greater than expected. Estimates of corporate profitability and the impact of corporate tax legislation made corporate tax receipts difficult to forecast.

IMPROVED GOVERNMENT-WIDE FINANCIAL MANAGEMENT

Following the June 2010 Presidential Memorandum "Enhancing Payment Accuracy Through a "Do Not Pay List", BPD, the Office of Fiscal Policy, and the Office of Management and Budget are collaborating to implement this initiative. Now branded the GOVerify Business Center, this project will include the GOVerify Portal, Business Center, and Customer Call Center. In fiscal year 2011, BPD established agreements with select Federal Reserve Banks to help implement the program, conducted customer outreach,

obtained five data sources, and proposed legislative changes in support of the GOVerify Portal.

The Office of Financial Innovation and Transformation (OFIT) was created to develop and share government-wide financial solutions to lower overall financial transaction processing costs, facilitate the resolution of audit issues, and increase transparency of financial information. In OFIT's first year of operation, the team identified key initiatives that could be implemented over the next five years to collectively deliver \$1-2 billion in annual savings upon full adoption by the Federal Government. OFIT developed an approach that will move these initiatives forward by pursuing a three pronged financial management strategy that deploys common technology solutions, expands the use of shared transactional service, and launches key enablers.

OFIT developed, in cooperation with other federal entities and FMS, business cases and project plans to launch two of the twelve key initiatives, including a portal for the electronic submission of vendor invoices and an automated way to settle intra-governmental transaction disputes. Additionally, OFIT developed data standards to support electronic invoicing. The adoption of electronic invoicing capabilities across the Federal government will reduce the cost by as much as 50 percent or \$450 million annually.

MOVING FORWARD

The IRS will continue to take actions to increase the rate of electronic filing of tax returns by individuals and businesses. While providing alternatives to telephone customer service will continue to be a high priority, the IRS will continue to properly staff all toll-free sites in order to achieve future level of service targets and ensure effective taxpayer communication.

Treasury anticipates that forecasting government receipts and outlays in fiscal year 2012 will continue to be challenging given potential changes legislative changes by Congress and the difficulty in forecasting the strength of the economy. As part of its effort to continually improve its forecasts, the Department will work to update and modify existing models and monitor new initiatives.

U.S. AND WORLD ECONOMIES PERFORM AT FULL ECONOMIC POTENTIAL

The Treasury Department develops, coordinates, and enforces the economic and financial policies that enable sustained development at home and abroad. In fiscal year 2011, Treasury programs to help strengthen and reform the financial system made substantial progress. TARP's bank programs have provided a substantial positive return to the taxpayer. Treasury also continued to work in cooperation with the Federal Housing Finance Agency (FHFA) to support the housing market and protect the taxpayers' investment in the Government Sponsored Enterprises (GSEs).

The Department also focused on spurring economic growth for local communities and American small businesses through initiatives designed to provide funding for projects that would encourage job creation and further investment. Achieving domestic goals is not possible without coordination with our international partners. On the global stage, Treasury collaborated with key partners to ensure American economic competitiveness and prosperity through stabilization of financial systems abroad and support of open trade and investment policies.

PROFITABLY MANAGED THE TROUBLED ASSET RELIEF PROGRAM

In the fall of 2008, the nation was in the midst of the worst financial crisis since the Great Depression. The U.S. financial system and economy were on the verge of catastrophic collapse. The *Emergency Economic Stabilization Act of 2008* was enacted into law to create TARP, under which the Department of the Treasury took a variety of actions to stabilize the financial system and prevent a possible second Great Depression. The authority to make new commitments to invest funds under TARP expired on October 3, 2010. Treasury is moving quickly to recover the Federal Government's investments in a manner consistent with the duty to promote financial stability and protect taxpayers' interests.

Several major developments occurred in fiscal year 2011. On March 30, Treasury announced that TARP's bank programs officially turned a profit. Moving forward, Treasury is working to exit the remaining investments and continue

recovering taxpayer dollars. Ultimately, Treasury expects that TARP's bank programs will produce a lifetime profit of more than \$20 billion. In May 2011, Chrysler repaid the remainder of its TARP loans, a full six years ahead of schedule. Treasury has now exited from its investment with Chrysler at a smaller loss than initially expected.

Additionally, the American International Group (AIG) completed a major restructuring plan, marking a major milestone in the company's remarkable turnaround and putting taxpayers in a better position to recover their investment in AIG.

As of September 30, 2011, TARP has a total estimated cost of \$70.2 billion, a fraction of the original \$700 billion amount originally authorized by Congress. Most of the program's expected costs result from assistance provided to struggling homeowners and the automobile industry.

WORKED TO STABILIZE THE HOUSING MARKET

In the face of the worst housing crisis in a generation, Treasury played an important role in the government's programs to prevent avoidable foreclosures and support the continued repair of the housing market in fiscal year 2011.

Under Treasury's Home Affordable Modification Program (HAMP), one of several critical homeownership assistance programs under the [Making Home Affordable](#) initiative, over 800,000 families received permanent mortgage modifications. By setting affordability standard procedures and providing a framework for homeowner assistance that the private sector can follow, HAMP has also driven industry improvements that resulted in two million additional modifications outside the program. Treasury continues to refine and strengthen the Department's housing programs and is taking additional steps to help ensure Americans are better served by their mortgage companies. These steps include publishing a compliance [scorecard](#) for each of the 10 largest HAMP servicers and requiring all Making Home Affordable-participating servicers to assign a single point of contact to each homeowner requesting a HAMP modification.

Another key housing priority for the Department in fiscal year 2011 was comprehensive housing finance reform. In February, the Administration laid out a plan to wind down Fannie Mae and Freddie Mac and reform the nation's

housing finance system. In February 2011, the Treasury Department and the Department of Housing and Urban Development released a report, "Reforming America's Housing Finance Market," that offered a new framework for housing finance. The report reflected Treasury's view that private capital should provide the dominant share of mortgage credit, and Fannie Mae and Freddie Mac should be wound down commensurate with the health of the housing market and the economy. The report concluded that government should have three core responsibilities in the housing finance market: consumer protection and robust supervision, targeted assistance for low and medium income homeowners and renters, and maintaining the ability to provide market stability in the event of a crisis.

Treasury is also working with FHFA on new options for selling single-family real estate owned properties held by Fannie Mae and Freddie Mac, and the Federal Housing Administration, as well as changes to the Home Affordable Refinance Program (HARP) that would help allow more Americans to refinance their mortgages at today's historically low rates.

MANAGED SENIOR PREFERRED STOCK PURCHASE AGREEMENTS

The *Housing and Economic Recovery Act of 2008* (HERA) authorized the Department to purchase obligations and other securities issued by Fannie Mae, Freddie Mac or one of the 12 Federal Home Loan Banks. At the time the Federal Housing Finance Agency (FHFA) placed Fannie Mae and Freddie Mac into conservatorship in September 2008, Treasury established Senior Preferred Stock Purchase Agreements (SPSPAs) to ensure that each firm maintained a positive net worth. The maximum amount available to each GSE under this agreement is currently based on a formulaic cap that allows continued draws for three years ending December 2012 at amounts that will automatically adjust upwards quarterly by the cumulative amount of any losses realized by either GSE and downward by the cumulative amount of any gains, but not below \$200 billion, and will become fixed at the end of the three years. At the conclusion of the three-year period, the remaining commitment will then be fully available to be drawn per the terms of the agreements. As of September 30, 2011 and 2010, the Department's gross

investment in Fannie Mae and Freddie Mac were \$169.0 billion and \$148.2 billion, respectively.

The U.S. Government's investment in and support of the GSEs through the SPSPAs was structured in such a way that ensures virtually all profits in the company revert to the Government in the form of dividends on the preferred shares in Fannie Mae and Freddie Mac. To get a true picture of the Government's exposure in the companies, it is critical to factor in those dividends and net them against the draws that the GSEs make from Treasury. For instance, for fiscal year 2011, while the GSEs had \$20.8 billion in gross draws, this was before accounting for \$15.6 billion in dividends paid back to Treasury, resulting in a net draw of \$5.2 billion. As of September 30, 2011 and 2010, the Department's net cost for financial support provided to the GSEs under the SPSPAs after accounting for those dividends were \$136.9 billion and \$131.7 billion, respectively.

Freddie Mac is projected to have positive net operating income starting in the fiscal year 2012 and Fannie Mae is project to have positive net operating income starting in fiscal year 2013. However, over time their net income will be inadequate to cover the senior preferred dividend payments due to Treasury based on the balance of preferred stock outstanding and the accretion of the balance due to incremental draws over time to fund further dividends. The projections take into account that the GSEs will be gradually winding down their retained mortgage portfolios to the \$250 billion cap specified in the SPSPAs and assume modest price increases on the single family guarantee business implemented gradually over time after 2013. As noted above, liabilities for gross draws under the SPSPAs do not represent the true net cost to taxpayers – since they do not include dividends paid to taxpayers on the preferred shares.

IMPLEMENTED REGULATORY REFORM

Treasury helped to coordinate the rulemaking process to implement the comprehensive reforms to the financial system passed by Congress last year in the Dodd-Frank Act, including stronger protections for consumers and tougher limits on risk-taking by banks. These reforms will help make the financial system more secure and better protect the American taxpayer.

Under the Dodd-Frank Act, the Secretary of the Treasury has responsibility for standing up the CFPB and performing certain functions until a CFPB Director is in place. The CFPB was established on July 21, 2010, to make the market for consumer financial products and services work for American consumers, responsible providers, and the economy as a whole. The CFPB has rulemaking, supervisory, enforcement, and other authorities relating to consumer financial products and services. Many of these authorities transferred from seven other federal agencies to the CFPB on July 21, 2011.

Dodd-Frank also established the OFR within the Treasury Department to provide data and analysis to the FSOC and its member agencies. OFR is working to improve the quality and transparency of financial information, conduct and sponsor research related to financial stability, and promote best practices in risk management. In fiscal year 2011, the OFR focused on the initial implementation of its institutional infrastructure and on the initial delivery of data and research-related services to FSOC.

In its first year of operation, the FSOC met nine times. Throughout these meetings, the Council worked to establish its institutional framework, adopted rules of operation, released proposed regulations establishing procedures under the *Freedom of Information Act*, and adopted a transparency policy. Throughout the year, the Council drafted several studies and reports required by the Dodd-Frank Act. On January 18, 2011, the Council released studies on implementation of the Volcker Rule, concentration limits, the economic impact of Dodd-Frank, and risk retention requirements for asset-backed securities. On July 18, 2011, the Council released a report which outlined how various secured creditors are treated in existing resolution regimes and examined whether limiting the amount a secured creditor receives after a default would be an effective means of improving market discipline and protecting U.S. taxpayers.

The Dodd-Frank bill established the FIO within the Department of the Treasury. The FIO is tasked with monitoring the insurance industry for gaps in regulations, providing guidance and recommendations to FSOC regarding insurers which may pose a systemic risk to the insurance or financial systems, monitoring the extent to which underserved communities have access to affordable

insurance, consulting with state regulators on issues of national importance, and managing the Terrorism Risk Insurance Program (TRIP). The FIO also provided expert analysis on a number of studies relating to the implementation of Dodd-Frank, including the Volcker Rule and orderly liquidation authority rule writing. The FIO staff also participated in the FSOC insurance working group.

In fiscal year 2011, Treasury created the FIO Advisory Committee which will be tasked to provide expertise and guidance to the head of the FIO. Almost half of the committee's membership has been filled by state insurance regulators because of the importance of developing an understanding of how states regulate their insurance industries. The remaining spots on the committee are filled by industry experts in a wide range of specialties (casualty, life insurance, etc.), academics, and consumer advocates.

Title III of the Dodd-Frank Act was designed to streamline banking regulation and to decrease overlap between various regulators. In furtherance of this goal, the Act abolished the Office of Thrift Supervision (OTS) and dispersed its powers among a number of other regulatory bodies, most notably the OCC, FDIC, and Federal Reserve. On July 21, 2011, the OCC assumed responsibility for the supervision of 642 federal savings associations, as well as rulemaking authority for all savings associations. The OCC and OTS management teams worked closely together to ensure a smooth transition of these functions.

Treasury continued to coordinate with various regulatory agencies to improve accountability and transparency to protect borrowers, taxpayers, the housing finance market, and the broader economy. Treasury's priorities include instituting stronger mortgage underwriting standards, requiring risk retention throughout the securitization chain, and mandating higher capital standards for banks and financial institutions involved in housing finance.

SUCCESSFULLY MANAGED THE RECOVERY ACT

The Department of the Treasury played a pivotal role in implementing the Recovery Act in fiscal years 2009 and 2010. In fiscal year 2011, the Treasury managed the transition of most Recovery Act programs to the compliance, oversight, and monitoring phase. The Department estimated

that it managed programs that have or will contribute approximately \$150 billion in direct relief to the American people.

Treasury continued to manage several Recovery Act programs in fiscal year 2011, including several bond programs and grants in lieu of tax credit programs. Some of the programs expired on December 31, 2010, while others operate under authority that has continued.

Build America Bonds were taxable municipal bonds that provided special tax credits and federal subsidies for either the bond issuer or the bondholder. Through the life of the program until its expiration on December 31, 2010, Build America Bonds were an important source of financing to help state and local governments undertake much-needed infrastructure projects. State and local governments issued more than \$181 billion of Build America Bonds and saved billions of dollars in financing costs as a result of the program. Market reception for Build America Bonds was very positive; during the program, Build America Bonds constituted about 21 percent of the municipal bonds market. There was a total of 2,275 separate issues of Build America Bonds by local or state governments in all 50 states, the District of Columbia, and two territories.

The Recovery Act also provided the option for state housing credit agencies to receive cash payments instead of tax credits. This program also expired on December 31, 2010. Through the end of fiscal year 2011, 55 state housing agencies applied for funds, and \$5.6 billion in awards were made to those agencies. State agencies used these funds to finance 1,496 affordable housing projects that will add 86,230 units of affordable housing and create approximately 116,405 jobs.

The Recovery Act provided a total of \$22.4 billion in new issuing authority for Qualified School Construction Bonds (QSCBs), which provide federal tax credits to investors in school construction projects that are designed to cover 100 percent of the interest payments for the project. From 2009 through the end of fiscal year 2011, there were 943 issuances of QSCBs, raising approximately \$13.5 billion in financing.

The Recovery Act provided a maximum of \$3.2 billion for Qualified Energy Conservation Bonds, which provide a subsidy for energy conservation-oriented repair and

rehabilitation to public power providers, government bodies, and cooperative electric companies through a federal tax credit to investors which covers 70 percent of the interest on the bonds. The Treasury Department allocated this bond authority among the states pursuant to a population-based statutory formula for further local allocation and use for projects within the states.

In fiscal year 2011, \$2.4 billion was allocated for Clean Renewable Energy Bonds in the Recovery Act. Clean Renewable Energy Bonds provide a federal tax credit to investors of clean, renewable energy capital projects that cover 70 percent of the interest on the bonds. The Treasury Department allocated nearly \$3 billion of this bond authority to applicants for 818 projects.

Treasury provided awards to support investment in renewable energy projects under the Recovery Act Section 1603 program (extended for one year by Section 707 of the *Tax Relief, Unemployment Insurance Reauthorization, and Job Creation Act of 2010*). Through the end of fiscal year 2011, the Department awarded \$9.1 billion under the program to support nearly 20,500 projects. These projects are located in every state and the District of Columbia and have added over 13.6 gigawatts of renewable energy generation capacity in the United States.

ENABLED DOMESTIC ECONOMIC GROWTH

Supporting Distressed Communities

In fiscal year 2011, the CDFI Fund's core program awarded \$167.3 million in funding to 167 CDFIs to provide loans, investments, financial services, and technical assistance to underserved populations and low-income communities (LICs). The CDFI Program awardees provided funds for projects that created or maintained 25,199 jobs and leveraged \$1.5 billion in private investment. In addition, the Native American CDFI Assistance Program awarded \$11.85 million in financial and technical assistance to 35 Native CDFIs and other Native entities seeking to become or create Native CDFIs. The Bank Enterprise Award Program, which provides monetary awards to CDFIs and banks for increasing their investments in LICs, received 82 eligible applications requesting a total of approximately \$78 million.

The New Markets Tax Credit Program, which provides tax credit allocation authority to Community Development Entities for targeted investments in LICs, competitively awarded \$3.5 billion based on 2010 tax credit allocation authority. Allocatees estimate the funds will create 67,744 jobs, including 37,669 construction-related jobs. The Capital Magnet Fund (CMF) provided \$80 million in competitively awarded grants to 23 CDFIs and qualified nonprofit housing organizations serving 38 states. CMF awards can be used to finance affordable housing activities as well as related economic development activities and community service facilities.

Strengthening America's Small Businesses

Since the enactment of the *Small Business Jobs Act* on September 27, 2010, the SBLF has initiated and executed a billion-dollar national program. Overall, Treasury approved funding for 332 institutions totaling more than \$4.0 billion. All closings were completed by September 27, 2011.

The State Small Business Credit Initiative (SSBCI) was established in September 2010 to provide \$1.5 billion in federal funds to support state programs that provide financing to small businesses and small manufacturers. In fiscal year 2011, SSBCI received applications from eligible applicants from all 50 states, territories, and the District of Columbia. To date, 46 states and the District of Columbia have been approved for nearly \$1.3 billion in SSBCI funds that is expected to leverage almost \$13 billion in new small business lending.

ENCOURAGED INTERNATIONAL ECONOMIC GROWTH AND STABILITY

Promoting Free Trade and Investment

The Department works with other agencies to implement U.S. trade laws and policy, enforce international trade rules and agreements to reduce and eliminate foreign trade barriers, and to create jobs and protect U.S. companies and workers consistent with our international agreements. In fiscal year 2011, Treasury was involved in over 80 specific trade actions, including initiation of trade disputes, review of country eligibility for preference programs, intellectual property enforcement, and review of specific trade petitions and recommendations. Treasury is particularly engaged with other agencies in the implementation of trading rules as they

affect financial services, including ensuring that (1) regulations implementing the Dodd-Frank Act are consistent with U.S. international commitments and (2) other governments comply with trading rules where Treasury equities are involved.

Treasury initiated and continued efforts to resist trade and investment protectionism, in particular through continued monitoring of trade and investment measures through [the G-20 Standstill Declaration](#), where the heads of the 19 largest economies and the European Union (EU) agreed to avoid trade protectionism. Treasury also plays a central role in pursuing a level playing field through engagement with China on priority trade and investment issues, particularly through its leadership in the Strategic and Economic Dialogue. The Department has persistently urged China to move away from policies that distort international competition and disadvantage U.S. workers, firms, and investors as part of a broader effort to integrate China as an equal partner in the world economy.

Treasury also supported the Administration in completing the negotiations of amendments to the Korea-U.S. Free Trade Agreement, and in readying the free trade agreements with Columbia and Panama for Congressional approval.

Strengthening Global Economic Cooperation

At the G-20 Leaders' summit in Seoul in November 2010, it was recognized that insufficient progress was being made to rebalance global demand. Essentially, countries like the U.S., with large, persistent current account deficits needed to boost national saving and reorient their economies at the margin away from domestic consumption to greater exports, while countries with large current account surpluses, like China, Germany, and Japan, needed to do the opposite by boosting domestic demand to offset the loss of demand in deficit countries. Leaders agreed in Seoul to a process to assess the root causes of large and persistent imbalances and the impediments to rebalancing global demand.

In February 2011, the Finance Ministers of the G-20 agreed on the indicators by which the imbalances of all G-20 countries would be assessed (i.e., trade and current account imbalances, public and private sector debt ratios, and public and private sector saving ratios). By April, Finance Ministers

agreed on the statistical approaches, or indicative guidelines by which the indicators of each G-20 member country would be assessed. In the event, it was determined that seven countries warranted further in-depth assessments of the causes of their persistent imbalances and the appropriate policy responses. The assessments were completed in the fall of 2011 and the conclusions were a direct input to the development of an Action Plan for Leaders at the Cannes Summit, addressing both near-term vulnerabilities to the global economy and the rebalancing of global demand. Key commitments in the Action Plan were faster exchange rate liberalization and capital account convertibility by China, increased domestic demand relative to GDP by China, Germany, and Japan; and a more comprehensive plan from the EU on ways to address and contain sovereign debt and financial market stresses in Europe.

To further address global economic challenges, Secretary Geithner led the Economic Track of the annual Strategic and Economic Dialogue with China in May 2011. The meetings focused on addressing China's need to increase domestic consumption, strengthening cooperation on financial regulations and supervision, and reducing trade and investment barriers faced by U.S. firms and workers—all of which promote increased U.S. exports and jobs.

Leading International Efforts on Development and Food Security

In fiscal year 2011, the Department played a key role in negotiating landmark international financing agreements to replenish capital and increase funding for the [Multilateral Development Banks](#) (MDBs). These agreements included new commitments to better orient the MDBs' internal resources toward the poorest countries. As part of the general capital increase for the Inter-American Development Bank (IDB), Treasury secured a commitment to dedicate over \$2 billion of IDB income to grants for Haiti over the next decade. Treasury also secured landmark commitments on transparency and accountability across the MDBs. The World Bank's new disclosure policy represents a dramatic shift in how the institution approaches transparency and sets a standard for regional development banks and other multilateral institutions to follow.

The Department continued to work closely with the MDBs to ensure that they are engaged in regions and countries that are vital to U.S. interests. In the past year, the Department has been intensively engaged with MDBs to ensure a rapid and robust response to the historic changes associated with the Arab Spring. The mobilization of World Bank and African Development Bank resources and programming for Egypt, Tunisia, and elsewhere in the region demonstrated the tremendous and timely leverage and expertise that these institutions are able to provide.

Treasury also plays an important role in addressing global food insecurity through its leadership in the Global Agriculture and Food Security Program (GAFSP)—a multi-donor trust fund called for by G-20 leaders with the goal of helping accelerate progress towards halving the proportion of people living in extreme poverty and suffering from hunger by 2015. Treasury is currently the Chair of GAFSP’s Steering Committee.

To date, seven donors have pledged \$971 million to GAFSP. Of the \$971 million pledged, \$581 million has been received, and GAFSP has awarded \$481 million to 12 low-income countries in Africa, Asia, and Latin America. The \$481 million is expected to raise the incomes of 1.5 million direct beneficiaries (and six million indirect beneficiaries) and provide aggregate economic returns on the order of 20 percent. A results measurement framework has been approved to ensure timely reporting and monitoring during project implementation and following project completion.

Delivering Financial Technical Assistance to U.S. Foreign Policy Priority Countries

In fiscal year 2011, Treasury’s Office of Technical Assistance worked across five continents and delivered 115 separate technical assistance projects to 51 countries to help finance ministries and central banks of developing countries, such as Guatemala, Kenya, Paraguay, and Zambia, and recovering countries, such as Afghanistan, Haiti, and Iraq, strengthen their capacity to manage public finances. Treasury project assistance stimulates economic growth, builds institutional capacity of governments to establish and maintain stable and effective financial institutions, develops better policies and public services to serve citizens, provides a stronger basis for U.S. trade and commerce, enhances capacity to address

national and international financial crime, and fosters U.S. partnerships overseas to promote security and mutual economic interests.

IMPROVING CURRENCY AND COIN MANUFACTURING

In fiscal year 2011, the Bureau of Engraving and Printing (BEP) continued progress in developing tactile features that will enable the blind and visually impaired to denominate currency. Testing and refinement of various tactile features were conducted during the year to determine which processes and features work best at the production volumes needed for U.S. currency. BEP continued testing and development of counterfeit deterrent features for possible use in the Nation’s currency. BEP also worked closely with its currency paper supplier and the Federal Reserve Board to resolve a creasing problem in the redesigned \$100 note. BEP expects to resume production of the new notes in early fiscal year 2012. BEP also embarked on a multiyear effort to improve its currency quality assurance system and reduce spoilage.

In fiscal year 2011, the United States Mint took initial steps toward transforming coin production. For example, the Mint hired an independent contractor to conduct research for a Congressionally-mandated review of metallic materials, the largest portion of circulating production cost, for the nation’s circulating coins. In addition, the U.S. Mint undertook implementation of incremental manufacturing improvements to make operations more efficient as well as more environmentally sustainable. These sustainability efforts included the Denver Mint purchasing 100 percent of its electricity from renewable sources, the San Francisco Mint installing a “cool roof,” and the Washington, D.C. headquarters building obtaining Energy Star certification in fiscal year 2011.

MOVING FORWARD

Moving forward, Treasury continues to help implement comprehensive reforms to the financial system passed by Congress last year in the Dodd-Frank Act, including stronger protections for consumers and tougher limits on risk-taking by banks. Treasury is also coordinating with the appropriate regulators to implement additional protections passed in Dodd-Frank, including writing new rules that will subject non-bank financial firms to heightened standards if their material financial distress could threaten financial stability.

Treasury's other key priorities in this area include winding down government programs that were established to address the financial crisis, while ensuring policies and programs still necessary for financial and economic recovery are maintained and well executed; developing longer-term reforms for our nation's system of housing finance; and implementing new programs that will help small businesses access credit in order to grow and create jobs.

The Department will continue to pursue policies that will foster American prosperity at home and abroad. To achieve conditions that will enable domestic economic stability and growth, the Department plans to continue expanding access to capital for distressed markets and communities through the CDFI Fund, SBLF, and SSBCI. On the international stage, the Department will continue to advocate free trade and investment policies to stimulate new engines of growth for the global economy, particularly for U.S. exports, while ensuring enforcement of existing trade laws and policy to promote U.S. competitiveness and balanced, sustained economic development.

PREVENTED TERRORISM AND PROMOTED THE NATION'S SECURITY THROUGH STRENGTHENED INTERNATIONAL FINANCIAL SYSTEMS

Treasury continued to play a unique role in preserving national security by leveraging financial intelligence, law enforcement, sanctions, regulatory, and diplomatic tools. Treasury's Office of Terrorism and Financial Intelligence (TFI) worked to keep U.S. and international financial systems accessible to legitimate users while also disrupting the financial networks of terrorists, drug traffickers, and weapons of mass destruction (WMD) proliferators. TFI includes the Office of Terrorist Financing and Financial Crimes (TFFC), the Office of Foreign Assets Control (OFAC), the Office of Intelligence Analysis (OIA), the Treasury Executive Office for Asset Forfeiture (TEOAF), and the Financial Crimes Enforcement Network (FinCEN).

DISRUPTED MONEY LAUNDERING EFFORTS AND DRUG TRAFFICKING IN MEXICO

In collaboration with U.S. and Mexican counterparts, TFI disrupted and exposed Mexican drug cartels and their money laundering networks using designations authorized by the *Foreign Narcotics Kingpin Designation Act* (Kingpin Act). TFI provided investigative training to Mexican law enforcement counterparts and expanded critical information sharing and collaborative investigative work between Mexican and U.S. law enforcement agencies. TFI's efforts enhanced the effectiveness of financial and asset forfeiture investigations in Mexico. Mexican law enforcement exposed, isolated, disrupted, and incapacitated drug traffickers' financial infrastructure and commercial operations.

In September 2010, the Mexican government limited the deposit and exchange of U.S. cash in Mexican banks to mitigate risks of laundering proceeds from narcotics trafficking and organized crime. FinCEN worked to identify whether Mexican cartels and associated criminal organizations employed other methods for laundering money in the financial system. As part of this effort, FinCEN expanded analysis of Bank Secrecy Act (BSA) and money transfer data and increased outreach to law enforcement and financial industry partners. In March 2011, FinCEN issued an advisory to law enforcement that outlined the potential methods to circumvent the cash restrictions and documented significant changes in U.S. dollar cash activity near the Southwest Border and in Mexico.

EMPLOYED SANCTIONS AND INTELLIGENCE ANALYSIS TO COMBAT ILLICIT FINANCE AND NATIONAL SECURITY THREATS

Throughout fiscal year 2011, TFI worked across a broad range of areas focusing on specific anti-money laundering/countering the financing of terrorism (AML/CFT) issues and illicit finance networks. TFI currently administers and enforces 33 major economic and trade sanctions programs based on U.S. foreign policy and national security goals. OFAC, under Executive Order 13382, continued to target individuals and entities facilitating Iranian proliferation activity. OFAC developed and increased the number and variety of sanction designations and property identifications in Iran related sanction programs. Treasury officials actively engaged foreign partners to encourage them to implement similar restrictions on Iran. Additionally, a fiscal year 2010 Executive Order enabled Treasury to target

sanctions on individuals and entities engaging with North Korea or North Korean entities in arms trafficking, procurement of luxury goods, and illicit finance activities.

Within the intelligence community, TFI worked to consolidate government-wide efforts to conduct counterterrorist financing intelligence research, which resulted in all-source, fused, coordinated intelligence products. In fiscal year 2011, OIA surged analytical resources to track regime assets in the Middle East, focusing on those regimes which violently suppressed protestors, such as Libya and Syria.

COLLECTED MAJOR ASSET FORFEITURES

The Treasury Forfeiture Fund, administered by TEOAF, collected \$868 million in forfeiture revenue during fiscal year 2011. The Fund's major forfeitures in fiscal year 2011 can be attributed to cases pursued by the IRS's Criminal Investigation (CI) division. Deutsche Bank forfeited \$404 million and paid an additional \$149 million penalty for running fraudulent tax shelters that allowed clients to avoid paying billions of dollars in U.S. taxes. Barclays Bank PLC agreed to forfeit \$149 million to the Department of Justice (DOJ) Assets Forfeiture Fund and \$149 million to the New York County District Attorney's Office for violations of the International Emergency Economic Powers Act (IEEPA) and the Trading with the Enemy Act (TWEA). The DOJ equitably shared \$74.5 million with the Fund for the IRS's contribution to the case.

SUPPORTED HEALTH CARE FRAUD CASES WITH BANK SECRECY ACT (BSA) DATA AND ANALYSIS

FinCEN worked closely with the DOJ and the HHS Health Care Fraud Prevention and Enforcement Action Team (HEAT) to identify complex large-scale fraud schemes. Through analysis of BSA data, FinCEN provided investigators and prosecutors with an overall health care fraud assessment of targeted geographic areas. FinCEN also identified sophisticated and complex criminal organizations and individuals participating in health care fraud. FinCEN identified and analyzed over 175,000 BSA records to support 67 cases from HHS-Office of the Inspector General field offices and to support several state level Medicaid Fraud Control Units. FinCEN contributed to over a dozen DOJ

cases, which resulted in a takedown of \$295 million of false Medicare billings.

SHARED INFORMATION ON HOUSING FRAUD ACTIVITIES

FinCEN continued its regulatory efforts to combat mortgage fraud, foreclosure rescue scams, and loan modification fraud. FinCEN issued a Notice of Proposed Rulemaking in November 2010 to require non-bank residential mortgage lenders and originators to implement anti-money laundering programs and report on suspicious activity. FinCEN also issued an advisory for financial institutions with examples of common commercial real estate fraud schemes. FinCEN published reports on commercial real estate financing fraud, mortgage loan fraud, and loan modification fraud based on analysis of suspicious activity reports (SARs). In addition, FinCEN studied suspicious activities which involve title and escrow companies to assess potential vulnerabilities in this industry. FinCEN also made publicly available online [datasets](#) on mortgage fraud hotspots on hundreds of previously unavailable geographies and historical filings, based on SAR data.

MOVING FORWARD

TFI will continue to combat illicit financial activity through a variety of means. TFFC will review mutual evaluations and offer training and other technical assistance to counterparts abroad to create effective AML/CFT frameworks. OIA will focus its analytical resources on transnational organized crime and its illicit finance networks. TEOAF will continue to target cases and investigations that result in high impact forfeitures. FinCEN will continue to coordinate and support federal, state, and local efforts to combat fraud.

MANAGEMENT AND ORGANIZATIONAL EXCELLENCE

The Department of the Treasury is committed achieving management and organizational excellence. The Department demonstrates prudent management of taxpayer resources through its paperless initiatives, information technology (IT) cloud and consolidation initiatives, procurement savings and high risk contracts reductions, environmental achievements, and other savings initiatives. In addition, Treasury strives to

achieve organizational excellence by improving Human Capital management and performance.

REDUCED PAPER PROCESSES

Treasury's major paperless initiatives include: paying benefits and collecting government receipts electronically and discontinuing paper savings bonds. These initiatives improve organizational efficiency, enhance customer service, and minimize the Federal Government's environmental impact.

Pay Benefits Electronically

As of May 1, 2011, newly enrolled federal beneficiaries and retirees were mandated to receive payments electronically. By March 1, 2013, existing beneficiaries and retirees who were receiving payment by check prior to May 1, 2011, will also be required to receive payments electronically. The increased use of electronic funds transfer to deliver federal payments will continue to improve service to payment recipients and reduce government program costs by minimizing the costs associated with postage and the re-issuance of lost or stolen checks. Consistent with this effort, the Financial Management Service (FMS) exceeded its target with 84 percent of payments being processed electronically in fiscal year 2011.

Collect Government Receipts Electronically

FMS encourages businesses and individuals to pay their taxes through the Electronic Federal Tax Payment System (EFTPS). To date, FMS has collected more than \$3.06 trillion, with 96 percent of those funds received electronically. Effective January 1, 2011, businesses with quarterly tax payments greater than \$2,500 that previously used paper Federal Tax Deposit (FTD) coupons must make deposits through EFTPS. This initiative eliminated the processing of approximately 20 million paper coupons annually. In fiscal year 2011, EFTPS processed nearly 130 million payments, an increase of over 19 percent in transaction volume, and a 2.9 percent increase in the tax revenue collected in comparison to totals from 2010. The new change also benefits taxpayers; IRS research showed that businesses using EFTPS are 31 times less likely to make an error that results in a fine or penalty than those who paid via coupon.

Another important program that promotes the use of electronic transactions to collect revenues needed to operate the Federal Government is Pay.gov, an innovative system that allows individuals and businesses to make non-tax payments to federal agencies over the internet. Pay.gov has been implemented with 160 federal agencies representing 770 cash flows, and collected over \$87 billion and processed over 76 million transactions in fiscal year 2011.

Eliminate New Issues of Paper Savings Bonds

In fiscal year 2011, the Bureau of the Public Debt (BPD) ended the sale of paper payroll savings bonds and announced it will stop issuing paper savings bonds sold over-the-counter at financial institutions by December 31, 2011. The web-based TreasuryDirect portal will become the primary retail system for investors to buy savings bonds and marketable securities and conduct business electronically. The initiative will produce savings on agent fees, postage, printing, and a reduction in the number of customer service transactions.

CONSOLIDATED IT SERVICES

Cloud Computing

In fiscal year 2011, Treasury worked to save on IT costs by switching from a traditional hosting environment to a cloud environment in which computing resources are accessed through shared resources. For example, the Department recently moved the Treasury.gov website and four other Treasury websites (SIGTARP.gov, MyMoney.gov, TIGTA.gov, and IRSoversightBoard.treasury.gov) to a cloud hosting environment, saving over 13 percent in monthly costs versus the legacy hosting solution. Finally, by moving to a cloud environment, BEP estimates it will save over 50 percent in operating and maintenance costs while also automating processes for manufacturing, financial management, acquisition, and supply chains.

Data Center Consolidation Initiative

Treasury is working to increase the utilization and efficiency of combined IT assets while reducing technology costs through its Data Center Consolidation Initiative. For example, under the Fiscal IT initiative, FMS and BPD are partnering to close three data centers by December 31, 2011, and are in the process of consolidating IT common services by September 30, 2012. The Fiscal IT consolidation will

reduce spending on energy consumption, equipment, hardware, software, personnel, and contractor support.

REALIZED PROCUREMENT SAVINGS AND REDUCED HIGH RISK CONTRACTS

Treasury has taken a multi-faceted approach to achieve procurement savings. In March 2011, Treasury consolidated its headquarters procurement organization with IRS procurement. The consolidation will provide greater economies of scale and deeper capabilities, including enhanced access to strategic sourcing, which is a collaborative and structured process of critically analyzing spending and using this information to make business decisions about acquiring commodities and services more effectively and efficiently. In addition to participating in government-wide efforts to leverage basic commodity buying, Treasury significantly advanced its Department-wide strategic sourcing program through commodity management initiatives led by senior managers. The Department exceeded its fiscal year 2011 goals for acquisition-related savings mandated by the Office of Management and Budget (OMB), and realized a 21 percent aggregate reduction in high risk contract obligations. Overall, in fiscal year 2011, Treasury achieved \$325.9 million in acquisition savings based on OMB's definitions.

ENVIRONMENTAL ACHIEVEMENTS

Treasury set a Department-wide priority to improve energy efficiency and reduce greenhouse gas emissions. In addition to the reduced energy and paper consumption from the paperless initiatives, Treasury saves energy by improving data center energy efficiency, completing energy efficiency upgrades, and increasing space utilization. Other examples include improved emission control over the currency printing process at BEP; implementing water reuse strategies at the Mint; and converting the water heating system from steam to electric at the Main Treasury complex.

IMPLEMENTED INTERNET PAYMENT PLATFORM

Treasury issued a mandate requiring all bureaus and offices to adopt the use of the Internet Payment Platform (IPP), a centralized web portal for vendors to submit invoices and request payments, by September 30, 2012. Treasury was only the second agency in the Federal Government to do this.

In fiscal year 2013, the Department will also require commercial vendors to submit their invoices using IPP. Adoption of IPP is projected to reduce the cost of entering invoices and responding to invoice inquiries by as much as 50 percent, which is estimated to save the Treasury \$7 million annually. IPP will eliminate the need to manually input, file, and store paper invoices; shift the responsibility for invoice entry to the vendor; and reduce the time required to answer payment status questions. Moreover, vendors who use IPP will collect quicker payments for their services, receive greater assurances that their invoices are received and processed accurately, and have immediate online access to their invoice status for all agencies using IPP. The IPP initiative is estimated to produce approximately \$450 million in government-wide savings annually.

MANAGED THE TREASURY FLEET

In fiscal year 2010, Treasury converted expiring commercial leased vehicle requirements for several of its bureaus to General Service Administration (GSA) leases, which include the cost of vehicle maintenance and fuel. This conversion saves \$1 million in rental cost per year. Similarly, in fiscal year 2011, Treasury saved approximately \$1.6 million in additional annual rental costs by converting expiring commercial leased vehicle requirements for 111 pick-up trucks from the IRS Fuel Compliance Program to GSA leases.

REDUCED REAL ESTATE PROPERTY COSTS

In response to the June 10, 2010, Presidential Memorandum on "Disposing of Unneeded Federal Real Estate," Treasury identified a \$20 million contribution towards the President's \$3 billion cost saving goal. For example, Treasury is consolidating warehouse requirements for leases expiring in fiscal year 2012 through fiscal year 2014 within the National Capital Region. Requirements for the Departmental Offices (DO), FMS, and IRS-CI will be moved to BEP's warehouse space to achieve about \$445,000 in annual rental cost savings.

STRENGTHENED ORGANIZATIONAL EXCELLENCE

Treasury seeks to create an organization with exemplary leadership; innovative and collaborative processes; sustainable operations; and a culture of excellence, integrity, and teamwork. Accordingly, Treasury continually strives to

improve Human Capital performance by focusing on hiring the best talent; respecting and engaging the workforce; expecting the best from employees; and striving to be the best place to work in the Federal Government.

In addition, during fiscal year 2011, the Department of the Treasury deployed resources to successfully stand up several new organizations, as provided by the Dodd-Frank Wall Street Reform and Consumer Protection Act. Treasury Human Resources (HR) staff quickly benchmarked other financial regulatory organizations, and worked in concert with program staff and the Office of Personnel Management to develop and establish interim hiring, classification, compensation, and benefits policies and systems for the new organizations. In addition, the HR staff began the recruitment and hiring to staff these new organizations, in order to meet the mandates of the new legislation.

MOVING FORWARD

In fiscal year 2012, Treasury will continue to work to achieve management and organizational excellence. Treasury will continue to reduce the amount of paper transactions with the public by encouraging federal beneficiaries to receive payments electronically, promote the purchase of bonds electronically via TreasuryDirect, and expand the use of IPP across the Department and throughout the Federal Government. In addition, FMS will continue to expand the use of electronic collection mechanisms that use the most advanced and secure collection technologies that are flexible enough to accommodate the varying needs and technical sophistication of all taxpayers and federal program agencies. Furthermore, Treasury will continue to pursue aggressive targets to save on procurement and real estate and improve energy efficiency and reduce greenhouse gas emissions. Finally, Treasury will work to improve organizational excellence by improving performance in Human Capital programs.

DEPARTMENT'S KEY PERFORMANCE MEASURES FOR 2011

The following table contains key performance metrics providing a representative overview of the Department's performance for 2011. Discussion of the factors contributing to each measure's performance results, and plans to improve the measures' results in future years, follows the table.

Performance Measure Official Title	Bureau	2007 Target	2007 Actual	2008 Target	2008 Actual	2009 Target	2009 Actual	2010 Target	2010 Actual	2011 Target	2011 Actual
Percentage Collected Electronically of Total Dollar Amount of Federal Government Receipts (%)	FMS	80.0	79.0	79.0	80.0	80.0	84.0	80.0	85.0	82.0	96.0
Percentage of Treasury Payments and Associated Information Made Electronically (%)	FMS	78.0	78.0	79.0	79.0	80.0	81.0	81.0	82.0	83.0	84.0
Customer Service Representative Level of Service (%)	IRS	82.0	82.1	82.0	52.8	70.0	70.0	71.0	74.0	71.0	70.1
Taxpayer Self-Assistance Rate	IRS	48.6	49.5	51.5	66.8	64.7	69.3	61.3	64.4	68.7	70.1
Percent of Business Returns Processed Electronically (%)	IRS	19.5	19.1	20.8	19.4	21.6	22.8	24.3	25.5	27.0	31.8
Percent of Individual Returns Processed Electronically (%)	IRS	57.0	57.1	61.8	57.6	64.0	65.9	70.2	69.3	74.0	76.9
Affordable Housing Units Created by CDFI Fund Programs	CDFI Fund	-	-	-	-	-	-	-	-	Baseline	19,083
Clean Audit Opinion on TARP Financial Statements	DO	-	-	-	-	Baseline	Met	Met	Met	Met	Met
OTA Scope and Intensity of Engagement (Traction)	DO	-	-	Baseline	3.6	3.6	3.7	3.6	3.5	3.6	3.7
Impact of TFI Programs and Activities	DO	-	-	-	-	Baseline	7.81	7.4	7.4	7.6	8.4*

Note: Performance measures were not audited.

**Estimated value.*

On December 7, 2010, Treasury published a regulation that required businesses with an annual tax liability of at least \$10,000 to pay their taxes electronically. The new requirement, combined with FMS's efforts to transition taxpayers to electronic payments, resulted in FMS processing nearly 130 million payments electronically during fiscal year 2011. Accordingly, Treasury significantly exceeded its performance target on the measure: "Percentage collected electronically of total dollar amount of Federal government receipts." With continued emphasis on the All Electronic Treasury initiative, the percentage of funds collected via EFTPS will continue to grow.

In support of the All Electronic Treasury initiative, FMS also continued to expand and market the use of electronic funds transfer to deliver federal payments, improve service to payment recipients, and reduce government program costs. In fiscal year 2011, FMS made 84 percent of payments electronically, slightly exceeding its performance goal. FMS attributes the performance outcome to considerable success in implementing its nationwide "GO Direct" campaign to encourage current check recipients to switch to direct deposit.

In fiscal year 2011, the IRS achieved 70.1 percent on its metric, "Customer Service Representative Level of Service." The IRS attributes the slight performance shortfall to unexpectedly high telephone customer service demand. Moving forward, the IRS will staff telephone service as effectively as possible to meet anticipated telephone demand.

The IRS met its performance target and achieved a 70.1 percent "Taxpayer Self Assistance Rate," as a result of the increased popularity of IRS web-based applications. The self-assistance rate is expected to increase in future years as more taxpayers choose automated customer service methods over more traditional methods such as telephone and paper correspondence.

The IRS achieved an electronic-filing rate of 31.8 percent for business returns, exceeding its performance target by almost four percentage points. The IRS also exceeded the target on its electronic filing metric, "Percentage of Individual Returns Processed Electronically." Performance in this area continues to be driven by increased demand for the overall benefits of e-file, such as its accuracy; quick

acknowledgement of receipt; the ability to file amended, superseded, and prior year returns; and year-round filing capabilities.

In fiscal year 2011, the CDFI Fund collected baseline performance data on its revised measure, "Number of Affordable Housing Units Developed or Produced by CDFI Fund Programs." The CDFI Fund programs developed or produced 19,083 housing units across all programs, reflecting the impact of Recovery Act investments in 2011.

The Government Accountability Office (GAO) rendered an unqualified, clean audit opinion on OFS's financial statements for the third year in a row. OFS will continue to strive for accuracy and transparency in its financial statements so that TARP programs continue to receive clean audit opinions in the future.

The Office of Technical Assistance (OTA) developed its Traction goal based on project evaluations to measure the degree to which financial technical assistance programs bring about changes in behavior of counterpart countries. In fiscal year 2011, OTA slightly exceeded its target. The nature of the OTA program is such that country projects that reach performance goals and objectives are concluded and new projects are begun where the challenges are significant. The effect of this dynamic keeps the target goal always challenging but reachable if performance remains high across all teams and projects.

TFI created a composite measure that consists of four overall focus areas related to its mission and strategic goals. TFI estimated that it exceeded its performance target on its composite measure, "Impact of TFI Programs and Activities." Note that the fiscal year 2011 outcome is an estimate as of the publication of this report because a customer service survey that contributes to the composite score has not been fully completed.

HIGHLIGHTS OF MANAGEMENT AND PERFORMANCE CHALLENGES

Annually, in accordance with the *Reports Consolidation Act of 2000*, OIG and TIGTA identify the most significant management and performance challenges facing the Department. These challenges do not necessarily indicate deficiencies in performance; rather, some represent inherent risks that must be monitored continuously. Treasury made much progress on these issues in fiscal year 2011, and will

continue to focus on resolving them during fiscal year 2012 and beyond. Refer to Appendix C, of Part 3, Other Accompanying Information, for a detailed discussion of these challenges, listed below.

Note: SIGTARP does not provide the Secretary with an annual report on management and performance challenges.

TREASURY-WIDE MANAGEMENT CHALLENGES – AS IDENTIFIED BY OIG

- Transformation of Financial Regulation
- Management of Treasury's Authorities Intended to Support and Improve the Economy
- Anti-Money Laundering and Terrorist Financing/Bank Secrecy Act Enforcement
- Management of Capital Investments

IRS MANAGEMENT CHALLENGES – AS IDENTIFIED BY TIGTA

- Security for Taxpayer Data and Employees
- Tax Compliance Initiatives
- Modernization
- Implementing Major Tax Law Changes
- Fraudulent Claims and Improper Payments
- Providing Quality Taxpayer Service Operations
- Human Capital
- Globalization
- Taxpayer Protection and Rights
- Achieving Program Efficiencies and Cost Savings

FINANCIAL OVERVIEW

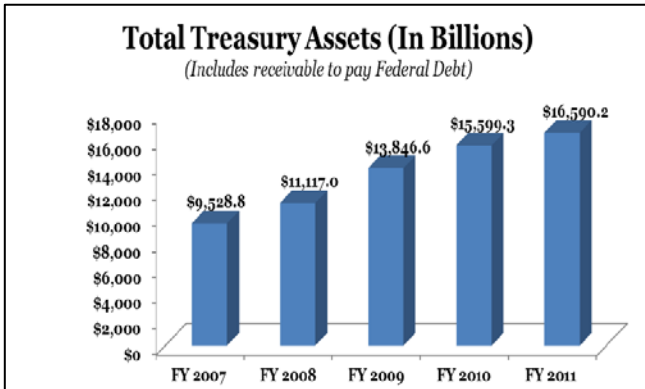


Figure 4

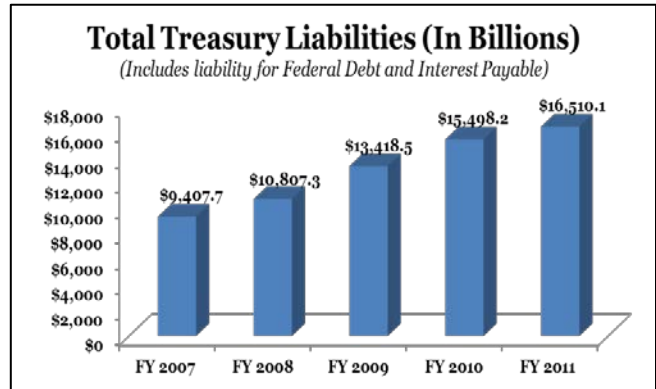


Figure 5

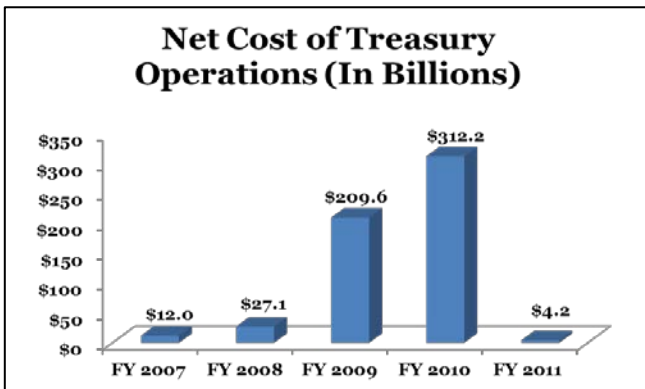


Figure 6

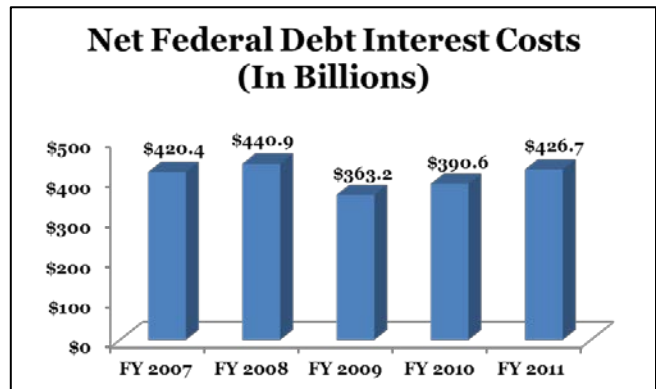


Figure 7

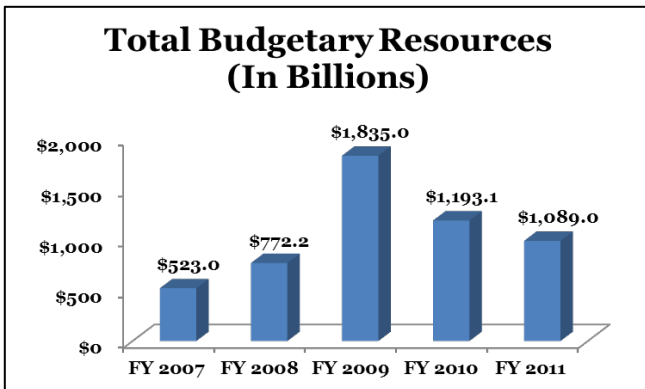


Figure 8

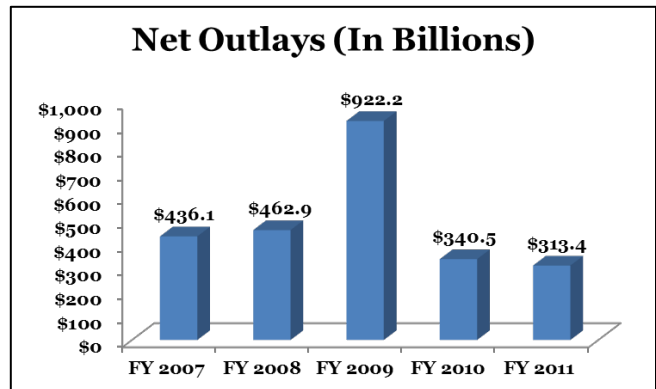


Figure 9

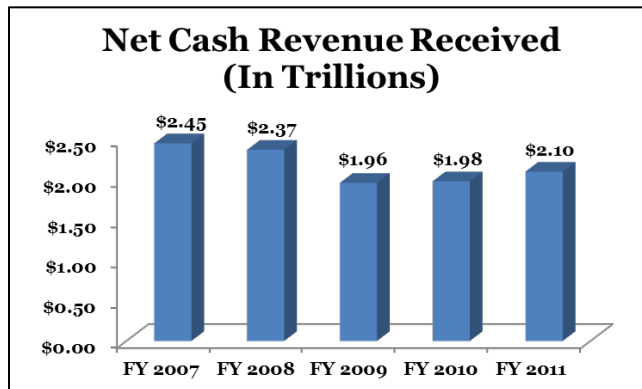


Figure 10

Total Assets. Total assets increased from \$15.6 trillion at September 30, 2010, to \$16.6 trillion at September 30, 2011 (Figure 4). The nearly \$1 trillion increase in 2011 is due to the rise in the federal debt, which causes a corresponding rise in the “Due from the General Fund of the U.S. Government” account (\$14.9 trillion). This account represents future funds required from the General Fund of the U.S. Government to pay borrowings from the public and other federal agencies. Included in “Intra-governmental” assets (Figure 11) are loans and interest receivable (\$728.7 billion in 2011), the majority of which are loans issued by the BPD to other federal agencies for their own use or to private sector borrowers, whose loans are guaranteed by the federal agencies.

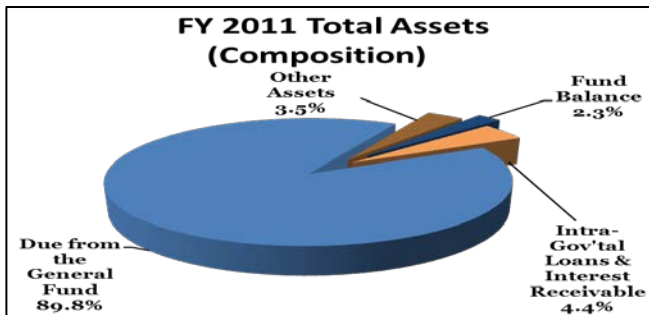


Figure 11

Total Liabilities. Liabilities principally include federal debt held by the public, including interest, of \$10.1 trillion which were mainly issued as Treasury Notes. Liabilities also include intra-governmental liabilities totaling \$6.0 trillion, of which \$4.7 trillion represents principal and interest payable to various federal agencies, such as the Social Security Administration Trust Fund (Figure 12). The \$1.0 trillion increase in total liabilities in fiscal year 2011 over 2010 (Figure 5) is the result of increased federal debt held by the public, including interest, needed to finance budget deficits.

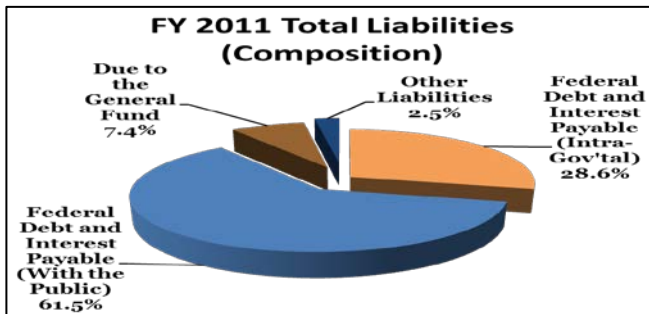


Figure 12

Net Cost of Treasury Operations. The Consolidated Statements of Net Cost present the Department’s gross and net costs by strategic programs which fall into four main categories: financial, economic, security, and management. The net cost associated with financial and economic programs together accounted for almost 75 percent of the Department’s total consolidated net cost of \$4.2 billion for fiscal year 2011 (Figure 6). The net cost of financial programs of \$13.0 billion for 2011 was partially offset by economic programs which generated net revenue of \$9.9 billion (Figure 13). The \$13.0 billion of financial program net costs remained relatively unchanged from the prior year, and primarily reflect Treasury’s role as the primary fiscal agent for managing the nation’s finances by collecting revenue and making federal payments.

Economic programs generated net revenue of \$9.9 billion in fiscal year 2011 compared to a net cost of \$297.2 billion in 2010, a change of \$307.1 billion, primarily driven by the GSE SPSPA program. In fiscal year 2010, the Department increased its future funded contingent liability related to the GSE program by \$320.6 billion. This liability represents the projected total cost payable to the GSEs over the life of the program. The significant increase in this liability in 2010 was due primarily to the increased availability of GSE projection data, coupled with the effect of a 2009 amendment to the liquidity cap for each GSE. The projection data enabled the Department, for the first time, to estimate and accrue its total future contingent liability to the program. In fiscal year 2011, the Department reduced its contingent liability by \$22.9 billion, recorded as a reduction in expense, due to updated projections that reflect lower expected future losses at the GSEs.

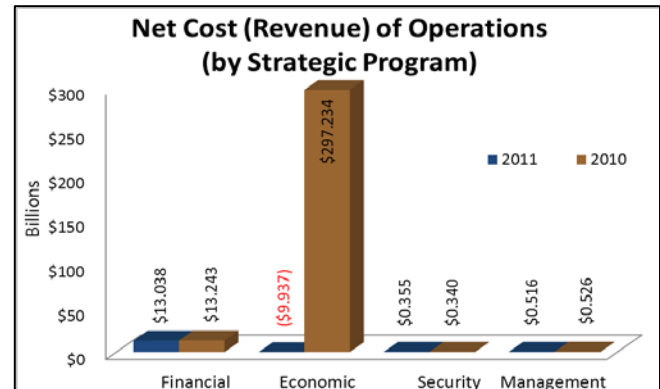


Figure 13

Net Federal Costs and Net Federal Debt Interest

Costs. The majority of these costs is the interest expense on the federal debt. The increase of \$36.1 billion in net interest paid on the federal debt is due to the increase in the debt (Figure 7).

Total Budgetary Resources. The majority of the net \$104.1 billion decrease for fiscal year 2011 (Figure 8) was related to the TARP and GSEs. TARP had a significant decrease of \$33 billion resulting from the Dodd-Frank Act that capped TARP at \$475 billion. Additionally, the budgetary resources required in fiscal year 2011 for the GSE MBS and HFA program decreased by \$54 billion and \$27 billion, respectively, due to the expiration of the program authority under HERA in fiscal year 2010. With the expiration of that authority, new purchases ended and the need for borrowing authority reduced significantly.

Net Outlays. The majority of the \$27.2 billion decrease in net outlays was due to fewer TARP equity and loan disbursements coupled with continued collections from repayments for the TARP investments and loans. In addition, there were fewer GSE SPSPA draw disbursements in fiscal year 2011 than in fiscal year 2010 (Figure 9).

Custodial Revenue. Net revenue received on behalf of the U.S. Government increased by \$128.9 billion for fiscal year 2011 (Figure 10). This increase can be attributed mainly to an overall improvement in individual tax collections.

Total net revenue collected by Treasury on behalf of the U.S. Government includes various taxes, primarily income taxes, user fees, fines and penalties, and other revenue. Approximately 99 percent of the revenues are from income and social security taxes.

SUMMARY OF AUDITORS’ REPORT ON THE TREASURY DEPARTMENT’S FINANCIAL STATEMENTS

The Department received an unqualified audit opinion on its fiscal year 2011 financial statements. As summarized in the table below, the auditor reported one open material weakness as of September 30, 2011. During the fiscal year 2011 financial audit, the auditor reported a significant deficiency related to financial reporting practices at the Departmental level. The auditor also reported significant deficiencies related to financial reporting at OFS and information system controls at FMS. In addition, the auditor reported an instance of noncompliance with laws and regulations related to Section 6325 of the Internal Revenue Code (release of federal tax liens), and that the Department’s financial management systems did not substantially comply with the requirements of the *Federal Financial Management Improvement Act of 1996* (FFMIA).

SUMMARY OF FINANCIAL STATEMENT AUDIT

Audit Opinion	Unqualified				
	No				
Restatement	Beginning Balance	New	Resolved	Consolidated	Ending Balance
Material Weakness					
Financial Systems and Reporting at the IRS	1	0	0	0	1

LIMITATIONS ON THE PRINCIPAL FINANCIAL STATEMENTS

The principal financial statements have been prepared to report the financial position and results of operations of the Department of the Treasury, pursuant to the requirements of 31 USC 3515 (b). While the statements have been prepared from the books and records of the Department of the Treasury in accordance with generally accepted accounting principles (GAAP) for federal entities and the formats prescribed by OMB, the statements are in addition to the financial reports used to monitor and control budgetary resources, which are prepared from the same books and records. The statements should be read with the realization that they are for a component of the U.S. Government, a sovereign entity.

MANAGEMENT ASSURANCES

THE SECRETARY'S ASSURANCE STATEMENT

The Department of the Treasury's management is responsible for establishing and maintaining effective internal control and financial management systems that meet the objectives of the *Federal Managers' Financial Integrity Act* (FMFIA). Treasury has evaluated its management controls, internal controls over financial reporting, and compliance with federal financial systems standards. As part of the evaluation process, Treasury considered results of extensive testing and assessment across the Department and independent audits.

Treasury provides assurance that the objectives of the FMFIA with respect to operations have been achieved, except for the material weaknesses noted below. Also, in accordance with Office of Management and Budget Circular No. A-123, *Management's Responsibility for Internal Control, Appendix A, Internal Control over Financial Reporting*, Treasury provides qualified assurance that internal control over financial reporting was operating effectively based on the results of the assessment as of June 30, 2011. Treasury's financial management systems are not in substantial compliance with the *Federal Financial Management Improvement Act* due to the Internal Revenue Service's (IRS's) material weaknesses related to unpaid tax assessments and information security.

During fiscal year 2011, Treasury closed the material weakness on the IRS's Modernization Management Controls and Processes. As of September 30, 2011, Treasury had three material weaknesses as follows (with origination/planned resolution timeframes indicated):

Operations:

- IRS – Computer Security (Fiscal Year 2001/2012)
- Financial Management Service – Systems, Controls, and Procedures to Prepare the Government-wide Financial Statements (Fiscal Year 2001/2014)

Financial Reporting:

- IRS – Unpaid Tax Assessments (Fiscal Year 1995/2015)

Treasury management remains dedicated to the resolution of these weaknesses. Overall, Treasury continues to make progress in reducing internal control weaknesses and in meeting federal financial management systems requirements.



Timothy F. Geithner
Secretary of the Treasury
November 15, 2011

SUMMARY OF MANAGEMENT ASSURANCES

Summary of Material Weaknesses						
Material Weaknesses	Beginning Balance	New	Resolved	Consolidated	Reassessed	Ending Balance
IRS – Unpaid Tax Assessments	1	0	0	0	0	1
IRS – Improve Modernization Management Controls and Processes	1	0	1	0	0	0
IRS – Computer Security	1	0	0	0	0	1
FMS – Systems, Controls, and Procedures to Prepare the Government-wide Financial Statements	1	0	0	0	0	1
Total Material Weaknesses	4	0	1	0	0	3

Effectiveness of Internal Control over Financial Reporting (FMFIA § 2)						
Statement of Assurance	Qualified					
Material Weakness	Beginning Balance	New	Resolved	Consolidated	Reassessed	Ending Balance
IRS – Unpaid Tax Assessments	1	0	0	0	0	1

Effectiveness of Internal Control over Operations (FMFIA § 2)						
Statement of Assurance	Qualified					
Material Weaknesses	Beginning Balance	New	Resolved	Consolidated	Reassessed	Ending Balance
IRS – Improve Modernization Management Controls and Processes	1	0	1	0	0	0
IRS – Computer Security	1	0	0	0	0	1
FMS – Systems, Controls, and Procedures to Prepare the Government-wide Financial Statements	1	0	0	0	0	1
Total Material Weaknesses	3	0	1	0	0	2

Conformance with Financial Management System Requirements (FMFIA § 4)						
Statement of Assurance	Systems conform to financial management system requirements					
Material Weaknesses	Beginning Balance	New	Resolved	Consolidated	Reassessed	Ending Balance
Total Non-conformances	0	0	0	0	0	0

Compliance with Federal Financial Management Improvement Act (FFMIA)		
	Agency	Auditor
Overall Substantial Compliance	No	No
1. System Requirements	No	No
2. Accounting Standards	No	No
3. USSGL at the Transaction Level	Yes	Yes

FMFIA

The management control objectives under FMFIA are to reasonably ensure that:

- Programs achieve their intended results
- Resources are used consistent with overall mission
- Programs and resources are free from waste, fraud, and mismanagement
- Laws and regulations are followed
- Controls are sufficient to minimize any improper or erroneous payments
- Performance information is reliable
- System security is in substantial compliance with all relevant requirements
- Continuity of operations planning in critical areas is sufficient to reduce risk to reasonable levels
- Financial management systems are in compliance with federal financial systems standards

FMFIA requires agencies to evaluate and report on the effectiveness of controls over operations and financial reporting (FMFIA Section 2), and conformance with financial management systems requirements (FMFIA Section 4 and FFMIA) that protect the integrity of federal programs. Deficiencies that seriously affect an agency's ability to meet these objectives are deemed "material weaknesses."

In fiscal year 2011, Treasury closed one of its material weaknesses and continued to make progress on closing its remaining three, as listed in the Secretary's Assurance Statement. Treasury includes resolution of material weaknesses as a performance requirement for every executive, manager, and supervisor. Additional information on Treasury's material weaknesses and progress can be found in Appendix D of Part 3, Other Accompanying Information.

OMB CIRCULAR NO. A-123, MANAGEMENT'S RESPONSIBILITY FOR INTERNAL CONTROL, APPENDIX A, INTERNAL CONTROL OVER FINANCIAL REPORTING

The Department continues to strengthen and improve the execution of the Treasury mission through the application of sound internal controls over financial reporting. In compliance with OMB Circular No. A-123, Appendix A, Treasury uses an extensive annual testing and assessment methodology that identifies and documents internal controls

over financial reporting at the transaction level integrated with Government Accountability Office's *Standards for Internal Control*. Treasury's bureaus and offices completed their testing and assessment of internal controls for material transactions as of June 30, 2011. Treasury provides qualified assurance that internal control over financial reporting was effective as of June 30, 2011, due primarily to the IRS's unpaid tax assessments material weakness.

FFMIA AND FINANCIAL MANAGEMENT SYSTEMS FRAMEWORK

FFMIA mandates that agencies "... implement and maintain financial management systems that comply substantially with federal financial management systems requirements, applicable federal accounting standards, and the United States Government Standard General Ledger (USSGL) at the transaction level." FFMIA also requires that remediation plans be developed for any entity that is unable to report substantial compliance with these requirements.

During fiscal year 2011, Treasury bureaus and offices used a risk-based approach to assess their financial management systems' compliance with FFMIA, as required by OMB. The bureaus and offices conducted self-assessments to determine their risk levels. With the exception of the IRS, all Treasury bureaus' and offices' financial management systems are in compliance with FFMIA. As required, the IRS has a remediation plan in place to correct the identified deficiencies. IRS management updates this plan quarterly and Treasury management reviews it. In addition, TIGTA audits the plan annually.

The IRS made significant progress in fiscal year 2011 toward attaining FFMIA compliance by implementing programming changes in the IRS sub-ledger for unpaid tax assessments (i.e., Custodial Detail Data Base) that enabled reporting one balance for unpaid payroll taxes or Trust Fund Recovery Penalty assessments, where previously, they were not separately distinguished.

FINANCIAL MANAGEMENT SYSTEMS FRAMEWORK

Treasury's overall financial management systems framework consists of a Treasury-wide financial data warehouse, supported by a financial reporting tool, and separate bureau

core financial systems. Bureaus submit their monthly financial data to the data warehouse within three business days of the month-end. The Department then produces monthly financial statements and reports for management analysis. This framework satisfies both the bureaus' diverse financial operational and reporting needs, as well as the Department's internal and external reporting requirements. The financial data warehouse is part of the overarching Treasury-wide Financial Analysis and Reporting System (FARS), which also includes applications for the bureaus to report the status of their planned audit corrective actions.

Fourteen Treasury bureaus and offices use centralized financial operations services and systems support provided by the BPD's Administrative Resource Center (ARC). This cross-servicing enables the bureaus to have access to core financial systems without having to maintain the necessary technical and systems architectures. Using these services reduces the need for Treasury to maintain duplicative financial management systems; enhances the quality, timeliness, and accuracy of financial management processes; and achieves a more efficient and cost-effective business model. Additional information on Treasury's financial systems framework can be found in Appendix D of Part 3, Other Accompanying Information.

IMPROPER PAYMENTS

On July 22, 2010, President Obama signed into law the *Improper Payments Elimination and Recovery Act of 2010* (IPERA, Pub. L. 111-204). IPERA amends the *Improper Payments Information Act of 2002* (IPIA) and requires agencies to review their programs and activities annually to identify those susceptible to significant improper payments. IPERA significantly increases agency payment recapture efforts by expanding the types of payments to be reviewed by agencies and lowering the threshold of annual payments that are subject to payment recapture audit programs from \$10 million to \$1 million, if cost effective. IPERA requires agencies to report information on their improper payments and recapture audit programs to the President and Congress annually.

In fiscal year 2011, Treasury completed a full program inventory and performed risk assessments to identify programs that have a significant risk of improper payments,

per the methodology in OMB Circular No. A-123, Appendix C, *Requirements for Effective Measurement and Remediation of Improper Payments*. The risk assessments performed on Treasury's programs and activities in fiscal year 2011 resulted in low and medium risk susceptibility for improper payments, except for the IRS's Earned Income Tax Credit (EITC) program.

Treasury also performed the payment recapture activities required in A-123, Appendix C during fiscal year 2011. Details on Treasury's improper payments and payment recapture program activities and results can be found in Appendix B of Part 3, Other Accompanying Information.

EITC PROGRAM

The EITC is a refundable tax credit that offsets income tax owed by low-income taxpayers and, if the credit exceeds the amount of taxes due, provides a lump-sum payment in the form of a refund to those who qualify. Treasury estimates that for fiscal year 2011, a maximum of 25.8 percent (\$16.7 billion) and a minimum of 21.2 percent (\$13.7 billion) of the total EITC program payments of \$64.7 billion were overclaims.

The IRS has a robust base enforcement program for the EITC which consists of examinations (audits), math error notices, and document matching. Details on the IRS's EITC program can be found in Appendix B of Part 3, Other Accompanying Information.

AUDIT FOLLOW-UP PROGRAM

During fiscal year 2011, Treasury continued its efforts to improve both the general administration of internal control issues throughout the Department and the timeliness of the resolution of all findings and recommendations identified by the Treasury OIG, TIGTA, SIGTARP, GAO, and external auditors.

Treasury has made considerable progress by focusing on achieving a high rate of timely implementation of planned corrective actions (PCAs). In fiscal year 2011, Treasury's offices and bureaus completed 92 percent of PCAs on time or early, exceeding the goal of 90 percent.

Additional information on Treasury's audit follow-up activities can be found in Appendix D of Part 3, Other Accompanying Information.

PART 2:

Annual
Financial
Report



PART II - TABLE OF CONTENTS

Message from the Assistant Secretary for Management and Chief Financial Officer	37
Inspector General’s Transmittal Letter	38
Independent Auditor’s Report on the Department’s Financial Statements	40
Management’s Response to Independent Auditor’s Report.....	51
Financial Statements	
Consolidated Balance Sheets	52
Consolidated Statements of Net Cost	54
Consolidated Statement of Changes in Net Position	55
Combined Statements of Budgetary Resources	57
Statements of Custodial Activity	59
Notes to the Financial Statements	
1. Summary of Significant Accounting Policies.....	60
2. Fund Balance.....	73
3. Loans and Interest Receivable – Intra-Governmental	75
4. Due from the General Fund and Due to the General Fund	76
5. Cash, Foreign Currency, and Other Monetary Assets.....	77
6. Gold and Silver Reserves, and Gold Certificates Issued to the Federal Reserve Banks	80
7. Troubled Asset Relief Program – Credit Program Receivables, Net.....	80
8. Investments in Government Sponsored Enterprises	98
9. Investments in International Financial Institutions	103
10. Other Investments and Related Interest	103
11. Credit Program Receivables, Net.....	104
12. Reserve Position in the International Monetary Fund	111
13. Taxes, Interest and Other Receivables, Net.....	112
14. Property, Plant, and Equipment, Net	113
15. Non-Entity vs. Entity Assets.....	113
16. Federal Debt and Interest Payable.....	115
17. Other Debt and Interest Payable.....	117
18. D.C. Pensions and Judicial Retirement Actuarial Liability	118
19. Liabilities.....	120
20. Net Position.....	121
21. Consolidated Statements of Net Cost and Net Costs of Treasury Sub-Organizations	122
22. Additional Information Related to the Combined Statements of Budgetary Resources	128
23. Collection and Disposition of Custodial Revenue.....	132
24. Earmarked Funds.....	134
25. Reconciliation of Net Cost of Operations to Budget	138
26. Non-TARP Investments in American International Group, Inc.	139
27. Schedule of Fiduciary Activity	140
28. Commitments and Contingencies	141
Required Supplemental Information (Unaudited).....	145

MESSAGE FROM THE ASSISTANT SECRETARY FOR MANAGEMENT AND CHIEF FINANCIAL OFFICER



In fiscal year 2011, the Department of the Treasury continued to build on the framework established during the preceding years to spur economic growth and job creation, strengthen the Nation's financial system through the ongoing implementation of reforms, advance our national security and global economic interests, and improve management of the government's finances. Treasury played an important role in implementing the sweeping financial reforms of the *Dodd-Frank Wall Street Reform and Consumer Protection Act* by providing support for the start-up of the Consumer Financial Protection Bureau; delivered \$474 million to states and \$4 billion to community banks and community development loan funds for loan programs to support small business growth under the *Small Business Jobs Act*; and implemented additional health care reform provisions of the *Patient Protection and Affordable Care Act*.

As the Troubled Asset Relief Program (TARP) winds down, Treasury continues to make progress in exiting our outstanding investments. The bank programs under the investment portion of the TARP provided a substantial positive return to the taxpayer. In addition, Treasury's administration of TARP programs helped over 800,000 families facing foreclosure to receive permanent modifications lowering their mortgage payments. Treasury also began reducing its mortgage-backed security portfolio acquired under the *Housing and Economic Recovery Act*.

In fiscal year 2011, Treasury demonstrated strong fiscal prudence and a commitment to management reforms by:

- Achieving \$325.9 million in acquisition savings, exceeding the goal of \$318 million
- Realizing a 21 percent overall reduction in high-risk contract obligations, substantially exceeding the reduction goal of 10 percent
- Implementing paperless initiatives such as eliminating the sale of issuance of paper U.S. Savings Bonds and paying more benefits electronically
- Beginning implementation of the GOVerify Business Center, which will provide additional information to federal agencies as they strive to reduce improper payments
- Moving the Treasury.gov website to a cloud hosting environment to save costs
- Laying the framework to close and consolidate data centers to reduce spending on energy consumption, equipment, hardware, software, personnel, and contractor support

The Department received an unqualified audit opinion on both the Treasury-wide and Office of Financial Stability/TARP fiscal year 2011 financial statements. Treasury closed the material weakness on the IRS's Modernization Management Controls and Processes during fiscal year 2011, and made progress toward resolving the three material weaknesses remaining open as of September 30, 2011 [IRS – Computer Security (due to close by 2012), Unpaid Tax Assessments (due to close by 2015), and FMS – Preparation of the Government-wide Financial Statements (due to close by 2014)]. The complexity of Treasury's financial systems contributes greatly to these material weaknesses; however, we have made great progress toward resolving the issues.

Dan Tangherlini

November 15, 2011

INSPECTOR GENERAL'S TRANSMITTAL LETTER




OFFICE OF
INSPECTOR GENERAL

DEPARTMENT OF THE TREASURY
WASHINGTON, D.C. 20220

November 15, 2011

INFORMATION MEMORANDUM FOR SECRETARY GEITHNER

FROM: Eric M. Thorson 
Inspector General

SUBJECT: Audit of the Department of the Treasury's Financial Statements for Fiscal Years 2011 and 2010

INTRODUCTION

I am pleased to transmit KPMG LLP's report on the Department of the Treasury's (the Department) financial statements as of and for the fiscal years (FY) ending September 30, 2011 and 2010.

The Chief Financial Officer's Act of 1990, as amended, requires the Department of the Treasury Office of Inspector General or an independent auditor, as determined by the Inspector General, to audit the Department's financial statements. Under a contract monitored by my office, KPMG LLP, an independent certified public accounting firm, performed an audit of the Department's FY 2011 and 2010 financial statements. The contract required that the audit be performed in accordance with generally accepted government auditing standards issued by the Comptroller General of the United States; Office of Management and Budget Bulletin No. 07-04, *Audit Requirements for Federal Financial Statements*, as amended; and the *GAO/PCIE Financial Audit Manual*.

RESULTS OF INDEPENDENT AUDIT

In its audit of the Department, KPMG LLP

- reported that the financial statements were fairly presented, in all material respects, in conformity with U.S. generally accepted accounting principles;
- reported that two material weaknesses related to unpaid tax assessments and information security and a significant deficiency related to tax refund disbursements identified by the auditor of the Internal Revenue Service collectively represent a material weakness for the Department as a whole;
- reported that weaknesses related to 1) financial reporting practices at the Departmental level, 2) financial accounting and reporting at the Office of Financial Stability, and 3) information systems controls at the Financial Management Service represent significant deficiencies for the Department as a whole;

Page 2

- reported an instance of noncompliance with laws and regulations related to the Internal Revenue Code Section 6325 whereby the IRS did not always release federal tax liens against taxpayers' property within the 30-day legal requirement;
- reported that the Department's financial management systems did not substantially comply with the requirements of the Federal Financial Management Improvement Act of 1996 related to Federal financial management system requirements and applicable Federal accounting standards; and
- reported an instance of a potential Anti-deficiency Act violation related to voluntary services provided to the Departmental Offices.

EVALUATION OF AUDITORS' PERFORMANCE

To ensure the quality of the audit work performed, we reviewed KPMG LLP's approach and planning of the audit, evaluated the qualifications and independence of the auditors, monitored the progress of the audit at key points, reviewed and accepted KPMG LLP's audit report, and performed other procedures that we deemed necessary. Additionally, we provide oversight of the audits of financial statements and certain accounts and activities conducted at 13 component entities of the Department. Our review, as differentiated from an audit performed in accordance with generally accepted government auditing standards, was not intended to enable us to express, and we do not express, an opinion on the financial statements or conclusions about the effectiveness of internal control or on whether the Department's financial management systems substantially complied with the Federal Financial Management Improvement Act of 1996 or conclusions on compliance with laws and regulations. KPMG LLP is responsible for the attached auditors' report dated November 15, 2011, and the conclusions expressed in that report. However, our review disclosed no instances where KPMG LLP did not comply, in all material respects, with generally accepted government auditing standards.

I appreciate the courtesies and cooperation extended to KPMG LLP and my staff during the audit. Should you or your staff have questions, you may contact me at (202) 622-1090 or Marla A. Freedman, Assistant Inspector General for Audit, at (202) 927-5400.

Attachment

cc: Daniel Tangherlini
Assistant Secretary for Management
and Chief Financial Officer

INDEPENDENT AUDITORS' REPORT ON THE DEPARTMENT'S FINANCIAL STATEMENTS



KPMG LLP
2001 M Street, NW
Washington, DC 20036-3389

Independent Auditors' Report

Inspector General
U.S. Department of the Treasury:

We have audited the accompanying consolidated balance sheets of the U.S. Department of the Treasury (Department) as of September 30, 2011 and 2010, and the related consolidated statements of net cost, changes in net position, the combined statements of budgetary resources, and the statements of custodial activity (hereinafter referred to as "consolidated financial statements") for the years then ended. The objective of our audits was to express an opinion on the fair presentation of these consolidated financial statements. These consolidated financial statements are incorporated in the accompanying *U.S. Department of the Treasury Fiscal Year 2011 Agency Financial Report* (AFR).

We did not audit the amounts included in the consolidated financial statements related to the Internal Revenue Service (IRS) and the Office of Financial Stability (OFS), component entities of the Department. The financial statements of IRS and OFS were audited by another auditor whose reports have been provided to us. Our opinion, insofar as it relates to the amounts included for IRS and OFS, is based solely on the reports of the other auditor.

In connection with our fiscal year 2011 audit, we, and the other auditor, also considered the Department's internal control over financial reporting and tested the Department's compliance with certain provisions of applicable laws, regulations, contracts, and grant agreements that could have a direct and material effect on these consolidated financial statements. Our conclusions on internal control over financial reporting and compliance and other matters, insofar as they relate to IRS and OFS, are based solely on the reports of the other auditor.

Summary

As stated in our opinion on the consolidated financial statements, based on our audits and the reports of the other auditor, we concluded that the Department's consolidated financial statements as of, and for the years ended, September 30, 2011 and 2010, are presented fairly, in all material respects, in conformity with U.S. generally accepted accounting principles.

As discussed in Notes 7, 8, 11 and 26, the Department is a participant in significant legislation and transactions whose purpose is to assist in stabilizing the financial markets.

Notes 1A, 1V, 7, 8, and 11, respectively, discuss the following matters:

- The consolidated financial statements do not include the assets, liabilities, or results of operations of commercial entities in which the Department has a significant equity interest as it has determined that none of these entities meet the criteria for inclusion as a federal entity and are therefore not included in the consolidated financial statements.

U.S. Department of the Treasury
 November 15, 2011
 Page 2 of 11

- The valuation of certain investments, loans, commitments, and asset guarantees is based on estimates. These estimates are inherently subject to substantial uncertainty arising from the likelihood of future changes in general economic, regulatory, and market conditions. In addition, there are significant uncertainties related to the amounts that the Department will realize from its investments. As such, there will be differences between the net estimated value of these investments, loans, commitments, and asset guarantees at September 30, 2011, and the amounts that will ultimately be realized from these assets or be required to pay to settle these commitments and guarantees. Such differences may be material and will also affect the ultimate cost of these programs.

Our, and the other auditor's, consideration of internal control over financial reporting resulted in identifying certain deficiencies that we consider to collectively be a material weakness and other deficiencies that we consider to be significant deficiencies, as defined in the Internal Control Over Financial Reporting section of this report, as follows:

Material Weakness

- Financial Systems and Reporting at the Internal Revenue Service (Repeat Condition)

Significant Deficiencies

- Financial Reporting Practices at the Departmental Level (Repeat Condition)
- Financial Accounting and Reporting at the Office of Financial Stability (Repeat Condition)
- Information Systems Controls at the Financial Management Service (Repeat Condition)

The results of our tests, and the tests performed by the other auditor, of compliance with certain provisions of laws, regulations, contracts, and grant agreements disclosed an instance of noncompliance with *Internal Revenue Code* (IRC) Section 6325, that is required to be reported under *Government Auditing Standards*, issued by the Comptroller General of the United States, and Office of Management and Budget (OMB) Bulletin No. 07-04, *Audit Requirements for Federal Financial Statements*, as amended. In addition, the Department's financial management systems did not substantially comply with the *Federal Financial Management Improvement Act of 1996* (FFMIA) requirements related to compliance with Federal financial management system requirements and applicable Federal accounting standards. Our, and the other auditor's, audits disclosed no instances in which the Department's financial management systems did not substantially comply with the U.S. Standard General Ledger at the transaction level.

The Department informed us of an instance of a potential violation of the *Anti-Deficiency Act* related to voluntary services provided to the Departmental Offices. The Department is reviewing this matter.

The following sections discuss our opinion on the Department's consolidated financial statements; our, and the other auditor's, consideration of the Department's internal control over financial reporting; our, and the other auditor's, tests of the Department's compliance with certain provisions of applicable laws, regulations, contracts, and grant agreements; and management's and our responsibilities.

U.S. Department of the Treasury
November 15, 2011
Page 3 of 11

Opinion on the Financial Statements

We have audited the accompanying consolidated balance sheets of the U.S. Department of the Treasury as of September 30, 2011 and 2010, and the related consolidated statements of net cost, changes in net position, the combined statements of budgetary resources, and the statements of custodial activity, for the years then ended.

We did not audit the amounts included in the consolidated financial statements related to IRS, a component entity of the Department, which consist of total assets of \$43.3 billion and \$43.2 billion, net cost of operations of \$13.0 billion and \$13.4 billion before applicable eliminating entries, budgetary resources of \$13.5 billion and \$13.4 billion, and custodial revenues of \$2.4 trillion and \$2.3 trillion, each as of and for the years ended September 30, 2011 and September 30, 2010, respectively. The IRS financial statements were audited by another auditor whose report dated November 4, 2011 has been furnished to us, and our opinion, insofar as it relates to the amounts included for IRS, is based solely on the report of the other auditor.

We did not audit the amounts included in the consolidated financial statements related to OFS, a component entity of the Department, which consist of total assets of \$164.2 billion and \$244.2 billion, net cost of operations and net (income) of \$9.5 billion and (\$23.1) billion before applicable eliminating entries, and budgetary resources of \$103.0 billion and \$195.3 billion, each as of and for the years ended September 30, 2011 and September 30, 2010, respectively. The OFS financial statements were audited by another auditor whose report dated November 4, 2011 has been furnished to us, and our opinion, insofar as it relates to the amounts included for OFS, is based solely on the report of the other auditor.

In our opinion, based on our audits, and the reports of the other auditor, the consolidated financial statements referred to above present fairly, in all material respects, the financial position of the U.S. Department of the Treasury as of September 30, 2011 and 2010, and its net costs, changes in net position, budgetary resources, and custodial activity for the years then ended, in conformity with U.S. generally accepted accounting principles.

As discussed in Notes 7, 8, 11, and 26, the Department is a participant in significant transactions whose purpose is to assist in stabilizing the financial markets.

Notes 1A, 1V, 7, 8, and 11, respectively, discuss the following matters:

- The consolidated financial statements do not include the assets, liabilities, or results of operations of commercial entities in which the Department has a significant equity interest as it has determined that none of these entities meet the criteria for inclusion as a federal entity and are therefore not included in the consolidated financial statements.
- The valuation of certain investments, loans, commitments, and asset guarantees is based on estimates. These estimates are inherently subject to substantial uncertainty arising from the likelihood of future changes in general economic, regulatory, and market conditions. In addition, there are significant uncertainties related to the amounts that the Department will realize from its investments. As such, there will be differences between the net estimated value of these investments, loans, commitments, and asset guarantees at September 30, 2011, and the amounts that will ultimately be realized from these assets or be required to pay to settle these commitments and guarantees. Such differences may be material and will also affect the ultimate cost of these programs.

- U.S. Department of the Treasury
- November 15, 2011
- Page 4 of 11

The information, in the AFR in Part 1: *Management's Discussion and Analysis (MD&A)* and the Required Supplemental Information in Part 2: *Annual Financial Report*, is not a required part of the consolidated financial statements, but is supplementary information required by U.S. generally accepted accounting principles. We have applied certain limited procedures, which consisted principally of inquiries of management regarding the methods of measurement and presentation of this information. However, we did not audit this information and, accordingly, we express no opinion on it.

Our audits, and the audits of the other auditor, were conducted for the purpose of forming an opinion on the consolidated financial statements taken as a whole. The information in the *Message from the Secretary of the Treasury*, the *Message from the Assistant Secretary for Management and Chief Financial Officer*, and the *Inspector General's Transmittal Letter* in Part 2, and Part 3: *Other Accompanying Information* is presented for purposes of additional analysis and is not required as part of the consolidated financial statements. This information has not been subjected to auditing procedures and, accordingly, we express no opinion on it.

Internal Control Over Financial Reporting

Our consideration of the internal control over financial reporting was for the limited purpose described in the Responsibilities section of this report and was not designed to identify all deficiencies in internal control over financial reporting that might be significant deficiencies or material weaknesses and therefore, there can be no assurance that all deficiencies, significant deficiencies, or material weaknesses have been identified. This report also includes our consideration of the results of the other auditor's testing of internal control over financial reporting that is reported on separately by the other auditor. The other auditor performed an examination of internal control over financial reporting for the purpose of providing an opinion on the effectiveness of IRS's and OFS's internal controls. This report, insofar as it relates to the results of the other auditor, is based solely on the reports of the other auditor.

A deficiency in internal control exists when the design or operation of a control does not allow management or employees, in the normal course of performing their assigned functions, to prevent, or detect and correct misstatements on a timely basis. A material weakness is a deficiency, or combination of deficiencies, in internal control such that there is a reasonable possibility that a material misstatement of the entity's financial statements will not be prevented, or detected and corrected on a timely basis. A significant deficiency is a deficiency, or a combination of deficiencies, in internal control that is less severe than a material weakness, yet important enough to merit attention by those charged with governance. In our fiscal year 2011 audit, we, and the other auditor, identified the significant deficiencies in internal control over financial reporting, discussed below.

The significant deficiency related to Financial Systems and Reporting at the IRS is considered to be a material weakness. Because of the IRS material weakness in internal control over financial reporting discussed below, the other auditor's opinion on IRS's internal control over financial reporting stated that IRS did not maintain effective internal control over financial reporting as of September 30, 2011, and thus did not provide reasonable assurance that losses and misstatements that were material in relation to the IRS's financial statements would be prevented or detected and corrected on a timely basis. The other auditor's opinion on OFS's internal control stated that OFS maintained, in all material respects, effective internal

U.S. Department of the Treasury
 November 15, 2011
 Page 5 of 11

control over financial reporting as of September 30, 2011. However, because of its inherent limitations, internal control over financial reporting may not prevent or detect misstatements. Also, projections of any evaluation of effectiveness to future periods are subject to the risk that controls may become inadequate because of changes in conditions, or that the degree of compliance with the policies or procedures may deteriorate.

MATERIAL WEAKNESS

Financial Systems and Reporting at the IRS (Repeat Condition)

IRS continued to make progress in addressing its deficiencies in internal control over financial reporting. However, material weaknesses related to unpaid tax assessments and information security, and a significant deficiency related to tax refund disbursements at the IRS, continued to exist in fiscal year 2011 and are collectively considered a material weakness at the Department level.

This material weakness represents a significant IRS management challenge and has (1) impaired management's ability to prepare its financial statements without extensive compensating procedures, (2) limited the availability of reliable information to assist management in making well-informed decisions concerning its unpaid tax assessments on an ongoing basis, (3) resulted in errors in taxpayer accounts that increased taxpayer burden, and (4) reduced assurance that data processed by IRS's information systems are reliable and that sensitive taxpayer information is appropriately protected. This deficiency is summarized as follows:

- Serious internal control deficiencies continue to affect IRS's management of unpaid tax assessments. Specifically, 1) IRS's reported balances for taxes receivable and other unpaid tax assessments were not traceable from its general ledger system for tax administration-related transactions to individual transactions in underlying source records, 2) IRS lacked a subsidiary ledger for unpaid tax assessments that would allow it to produce reliable, useful, and timely information with which to manage and report externally on its unpaid tax assessments, and 3) IRS experienced errors and delays in recording taxpayer information, payments, and other tax assessment-related activities. (Material Weakness)
- Internal control over information security continued to be ineffective, particularly as it relates to access controls over the automated systems and software applications relied upon to process its financial transactions, produce its internal and external financial reports, and safeguard related sensitive information. As a result, the IRS could not rely on the internal controls over its automated financial management system to provide reasonable assurance that 1) its financial statements, taken as a whole, were fairly presented, 2) the financial information IRS relied on to make decisions on a daily basis was accurate, complete, and timely, and 3) proprietary financial and taxpayer information was appropriately safeguarded. (Material Weakness)
- Weaknesses in IRS's internal controls over tax refund disbursements resulting from the processing of manually prepared tax refunds and First-time Homebuyer Credit claims. (Significant Deficiency)

U.S. Department of the Treasury
November 15, 2011
Page 6 of 11

The other auditor noted that the deficiencies in internal control noted above may adversely affect any decision by IRS's management that are based, in whole or in part, on information that is inaccurate because of these deficiencies.

Additional details related to the deficiencies identified above have been provided separately to IRS management by the auditor of the IRS's financial statements

Recommendation

The other auditor separately provided IRS management with recommendations to address the above material weakness. We recommend that the Assistant Secretary for Management and Chief Financial Officer (ASM/CFO) ensure that IRS takes corrective action to improve controls over its financial systems and reporting.

SIGNIFICANT DEFICIENCIES

Financial Reporting Practices at the Departmental Level (Repeat Condition)

While the Department continued to improve its financial reporting processes during fiscal year 2011, we identified incorrect amounts and disclosures in unique program transactions which the Department records annually in the financial statements and notes. The Department did not detect these items in its review process. Specifically, the Department misclassified the amounts related to the Government-Sponsored Enterprise Senior Preferred Stock Purchase Program in its draft Statement of Budgetary Resources. In addition, because the Department does not have documented accounting and reporting policies and procedures related to investments in, and letters of commitment to, the Multilateral Development Banks (MDBs), it did not disclose certain commitments to MDBs in its draft notes to the financial statements. The Department subsequently revised its financial statements to correct for this misclassification and inadequate disclosure.

Recommendations

We recommend that the ASM/CFO ensure that the Department's Office of Accounting and Internal Control:

1. Perform, in conjunction with the Office of Financial Management and the Office of Performance Budgeting, a comprehensive analysis of amounts reported in the financial statements and notes as part of its year-end reporting procedures, and
2. Develop, document, and implement, in conjunction with the Office of International Assistance, policies and procedures surrounding the accounting treatment and disclosure of financial transactions related to the MDBs.

Financial Accounting and Reporting at the Office of Financial Stability (Repeat Condition)

During fiscal year 2011, OFS addressed several of the internal control issues related to its significant deficiency concerning accounting and financial reporting processes. However, the remaining control issues along with other control deficiencies that the other auditor identified collectively represent a continuing significant deficiency in OFS's internal control over its accounting and financial reporting processes. The

U.S. Department of the Treasury
November 15, 2011
Page 7 of 11

OFS deficiencies identified by the other auditor also collectively constitute a significant deficiency for the Department and are summarized below:

- Significant, but not material, incorrect amounts and inconsistent disclosures in OFS's draft financial statements that OFS did not detect.
- Instances where OFS's accounting and financial reporting procedures were not complete or effectively implemented.

For significant errors and issues that were identified, OFS revised the financial statements, notes and MD&A, as appropriate. Properly designed and implemented controls over the accounting and financial reporting processes are key to providing reasonable assurance regarding the reliability of the balances and disclosures reported in the financial statements and related notes in conformity with generally accepted accounting principles. Misstatements may occur in other financial information reported by OFS and not be prevented or detected by OFS because of this significant deficiency.

Additional details related to the significant deficiency identified above have been provided separately to OFS management by the auditor of the OFS's financial statements.

Recommendation

The other auditor separately provided OFS management with recommendations to address the above significant deficiency. We recommend that the ASM/CFO ensure that OFS takes corrective action to improve controls over its financial accounting and reporting processes.

Information Systems Controls at the Financial Management Service (Repeat Condition)

The Financial Management Service (FMS) made progress in its efforts to address prior year weaknesses in the Information System (IT) controls and security programs it manages. Despite these improvements, current year tests conducted over IT general controls revealed that the necessary policies and procedures to detect and correct control and functionality weaknesses have not been consistently documented, implemented, or enforced. Specifically, issues were identified in the areas of 1) security management, 2) access, 3) change configuration, 4) segregation of duties, and 5) contingency planning. These weaknesses could compromise FMS's ability to ensure security over sensitive financial data and reliability of key systems and collectively serve to weaken the IT general control environment at FMS.

Recommendation

We separately provided FMS management with recommendations to address the above significant deficiency. We recommend that the ASM/CFO ensure that FMS takes corrective action to improve its information systems controls.

Compliance

The results of certain of our tests, and the tests performed by the other auditor, of compliance as described in the Responsibilities section of this report, exclusive of those referred to in FFMIA, disclosed the following instance of noncompliance or other matters that is required to be reported herein under *Government Auditing Standards* or OMB Bulletin No. 07-04.

- ***Noncompliance with Internal Revenue Code Section 6325***

The IRC grants IRS the authority to obtain a statutory lien against the property of any taxpayer who neglects or refuses to pay all assessed federal taxes. Under IRC Section 6325, IRS is required to release federal tax liens within 30 days after the date the tax liability is satisfied or has become legally unenforceable or the Secretary of the Treasury has accepted a bond for the assessed tax. Despite actions taken over the years to improve its lien release processing, the other auditor continued to find that the IRS did not always release all tax liens within 30 days after taxpayers paid or were otherwise relieved of a tax liability. (Repeat Condition)

The results of our other tests, and the tests performed by the other auditor, of compliance as described in the Responsibilities section of this report, exclusive of those referred to in FFMIA, disclosed no other instances of noncompliance or other matters that are required to be reported herein under *Government Auditing Standards* and OMB Bulletin No. 07-04.

The results of our tests of FFMIA, and the tests performed by the other auditor, disclosed instances where the Department's financial management systems did not substantially comply with FFMIA Section 803(a) requirements (Repeat Condition) related to compliance with (1) federal financial management systems requirements (FFMSR), and (2) applicable Federal accounting standards. Our, and the other auditor's, audit disclosed no instances in which the Department's financial management systems did not substantially comply with the U.S. Standard General Ledger at the transaction level.

The instance of noncompliance with FFMSR is summarized below:

- Persistent deficiencies in IRS's internal control over unpaid tax assessment systems and information security remain uncorrected. As a result of these deficiencies, IRS was 1) unable to rely upon its systems or compensating and mitigating controls to provide reasonable assurance that its financial statements are fairly presented, 2) unable to ensure the reliability of other financial management information produced by its systems, and 3) at increased risk of compromising confidential IRS and taxpayer information. (Repeat Condition)

The instance of noncompliance with Federal accounting standards is summarized below:

- IRS's automated systems for tax-related transactions did not support the net federal taxes receivable amount on IRS's balance sheet and other required supplementary information related to uncollected taxes – compliance assessments and write offs – as required by Statement of Federal Financial Accounting Standards No. 7, *Accounting for Revenue and Other Financing Sources and Concepts for Reconciling Budgetary and Financial Accounting*. (Repeat Condition)

The Secretary of the Treasury also stated in his Letter of Assurance, included in Part 1: *MD&A*, of the accompanying AFR, that the Department's financial management systems are not in substantial compliance with FFMIA. IRS established a remediation plan to address the conditions that led to its systems' substantial noncompliance with the FFMIA requirements. This plan outlines the actions to be taken to resolve these issues and defines related resources and responsible organizational units. Many of the actions detailed in the plan are long-term in nature and are tied to IRS's systems modernization efforts. In summary, the remaining remedial steps to be implemented include the development of a single system that provides for daily processing of taxpayer accounts in order to improve its internal control over unpaid tax assessments, and the

U.S. Department of the Treasury
 November 15, 2011
 Page 9 of 11

development of application, network and system monitoring capabilities in order to improve computer security controls. The Department's remedial actions and related timeframes are presented in Part 3, Appendix D: *Material Weaknesses, Audit Follow-up, and Financial Systems*, of the AFR.

Recommendations

We recommend that the ASM/CFO ensure that 1) IRS implements appropriate controls so that Federal tax liens are released in accordance with Section 6325 of the IRC; and 2) IRS implements its plan of action to solve financial management problems so as to enable resolving the identified instances of financial management systems' noncompliance with the requirements of FFMIA. Detailed recommendations to address the noncompliance findings discussed above have been provided to IRS management by the auditor of the IRS's financial statements.

Other Matter

The Department informed us of an instance of a potential violation of the *Anti-Deficiency Act* related to voluntary services provided to the Departmental Offices. The Department is reviewing this matter.

Department's Response to Internal Control and Compliance Findings

The Department indicated in a separate letter immediately following this report that it concurs with the findings presented in this section of our report. Further, the Department responded that it will take corrective action, as necessary, to ensure the respective component management within the Department address the matters presented. We did not audit the Department's response and, accordingly, we express no opinion on it.

We noted certain additional matters that we will report to management of the Department in a separate letter.

* * * * *

Responsibilities

Management's Responsibilities. Management is responsible for the consolidated financial statements; establishing and maintaining effective internal control; and complying with laws, regulations, contracts, and grant agreements applicable to the Department.

Auditors' Responsibilities. Our responsibility is to express an opinion on the fiscal year 2011 and 2010 consolidated financial statements of the Department based on our audits and the reports of the other auditor. We, and the other auditor, conducted our audits in accordance with auditing standards generally accepted in the United States of America; the standards applicable to financial audits contained in *Government Auditing Standards*, issued by the Comptroller General of the United States; and OMB Bulletin No. 07-04, as amended. Those standards and OMB Bulletin No. 07-04 require that we plan and perform the audits to obtain reasonable assurance about whether the consolidated financial statements are free of material misstatement. An audit includes consideration of internal control over financial reporting as a basis for designing audit procedures that are appropriate in the circumstances, but not for the purpose of expressing an opinion on the effectiveness of the Department's internal control over financial reporting. Accordingly, we express no such opinion.

U.S. Department of the Treasury
November 15, 2011
Page 10 of 11

An audit also includes:

- Examining, on a test basis, evidence supporting the amounts and disclosures in the consolidated financial statements;
- Assessing the accounting principles used and significant estimates made by management; and
- Evaluating the overall consolidated financial statement presentation.

We believe that our audits, and the reports of the other auditor related to the amounts included for IRS and OFS, provide a reasonable basis for our opinion.

In planning and performing our fiscal year 2011 audit, we considered the Department's internal control over financial reporting, exclusive of the internal control over financial reporting related to IRS and OFS, by obtaining an understanding of the design effectiveness of the Department's internal control, determining whether internal controls had been placed in operation, assessing control risk, and performing tests of controls as a basis for designing our auditing procedures for the purpose of expressing our opinion on the consolidated financial statements, but not for the purpose of expressing an opinion on the effectiveness of the Department's internal control over financial reporting. Accordingly, we do not express an opinion on the effectiveness of the Department's internal control over financial reporting.

Internal control over financial reporting related to IRS and OFS was considered by the other auditor whose reports thereon dated November 4, 2011, have been provided to us. We, and the other auditor, did not test all controls relevant to operating objectives as broadly defined by the *Federal Managers' Financial Integrity Act of 1982*. The objective of the other auditor's audits was to express an opinion on the effectiveness of the IRS's and OFS's internal control over financial reporting. Because of the IRS material weakness in internal control over financial reporting, the other auditor's opinion on the IRS's internal control over financial reporting stated that IRS did not maintain effective internal control over financial reporting as of September 30, 2011. The other auditor's opinion on OFS's internal control over financial reporting stated that OFS maintained, in all material respects, effective internal control over financial reporting as of September 30, 2011. However, because of its inherent limitations, internal control over financial reporting may not prevent or detect misstatements. Also, projections of any evaluation of effectiveness to future periods are subject to the risk that controls may become inadequate because of changes in conditions, or that the degree of compliance with the policies or procedures may deteriorate.

As part of obtaining reasonable assurance about whether the Department's fiscal year 2011 consolidated financial statements are free of material misstatement, we, and the other auditor, performed tests of the Department's compliance with certain provisions of laws, regulations, contracts, and grant agreements, noncompliance with which could have a direct and material effect on the determination of the consolidated financial statement amounts, and certain provisions of other laws and regulations specified in OMB Bulletin No. 07-04, including the provisions referred to in Section 803(a) of FFMIA. We, and the other auditor, limited our tests of compliance to the provisions described in the preceding sentence, and we, and the other auditor, did not test compliance with all laws, regulations, contracts, and grant agreements applicable to the Department. However, providing an opinion on compliance with laws, regulations, contracts, and grant

U.S. Department of the Treasury
November 15, 2011
Page 11 of 11

agreements was not an objective of our audit and, accordingly, we, and the other auditor, do not express such an opinion.

This report is intended solely for the information and use of the Department's management, the Department's Office of Inspector General, OMB, the U.S. Government Accountability Office, and the U.S. Congress and is not intended to be and should not be used by anyone other than these specified parties.

KPMG LLP

November 15, 2011

MANAGEMENT'S RESPONSE TO INDEPENDENT AUDITORS' REPORT



ASSISTANT SECRETARY

DEPARTMENT OF THE TREASURY
WASHINGTON, D.C.

November 15, 2011

KPMG LLP
2001 M Street, N.W.
Washington, DC 20036

Ladies and Gentlemen:

On behalf of Secretary Geithner, I am responding to your draft audit report on the Department of the Treasury's fiscal year 2011 consolidated financial statements. Our bureaus and program offices all can be proud of the Department's success in achieving an unqualified opinion on the Department's financial statements for the twelfth consecutive year. We are also proud of the third unqualified opinion from the Government Accountability Office (GAO) on the Office of Financial Stability's (OFS) financial statements.

The high level of professionalism, technical expertise, and partnership demonstrated by KPMG in conducting this year's audit contributed greatly to Treasury's successful fiscal year 2011 results. We appreciate your efforts during the audit process to provide timely, constructive advice on how to improve our financial reporting. We also appreciate the expertise and commitment demonstrated by the other organizations involved in the audit process – the Office of the Inspector General, GAO, and the firms that audited several of our bureaus.

KPMG recognized Treasury's strong efforts in fiscal year 2011 to address the significant deficiency in financial reporting practices at the Departmental level. While we have made substantial progress in some areas, we know we have work to do in other areas to eliminate this significant deficiency. As reported by GAO, the Internal Revenue Service and OFS continued to address their deficiencies in internal control in fiscal year 2011.

We acknowledge the Departmental level material weakness, significant deficiencies, and instances of noncompliance with laws and regulations described in your report. We agree with your recommendations, and will focus on necessary corrective actions to address each of the issues.

Dan Tangherlini
Assistant Secretary for Management
and Chief Financial Officer

Consolidated Balance Sheets
As of September 30, 2011 and 2010
(In Millions)

	2011	2010
ASSETS		
Intra-governmental Assets		
Fund Balance (Note 2)	\$ 381,784	\$ 437,026
Loans and Interest Receivable (Note 3)	728,650	552,853
Advances to the Unemployment Trust Fund (Note 4)	42,773	34,111
Due From the General Fund (Note 4)	14,902,717	13,655,637
Other Intra-governmental Assets	1,148	1,179
Total Intra-governmental Assets	16,057,072	14,680,806
Cash, Foreign Currency, and Other Monetary Assets (Note 5)	117,121	372,434
Gold and Silver Reserves (Note 6)	11,062	11,062
Troubled Asset Relief Program (TARP) - Credit Program Receivables, Net (Note 7)	80,104	144,692
Investments in Government Sponsored Enterprises (Note 4 and 8)	133,043	109,216
Investments in International Financial Institutions (Note 9)	5,707	5,580
Non-TARP Investments in American International Group, Inc. (Note 26)	10,862	20,805
Other Investments and Related Interest (Note 10)	15,798	15,487
Credit Program Receivables, Net (Note 11)	92,820	186,396
Loans and Interest Receivables (Note 12)	6,248	124
Reserve Position in the International Monetary Fund (Note 12)	20,682	12,938
Taxes, Interest and Other Receivables, Net (Note 13)	36,690	36,976
Property, Plant, and Equipment, Net (Note 14)	2,266	2,031
Other Assets	751	710
Total Assets	\$ 16,590,226	\$ 15,599,257

Heritage Assets (Note 14)

The accompanying notes are an integral part of these financial statements.

Consolidated Balance Sheets
As of September 30, 2011 and 2010
(In Millions)

	2011	2010
LIABILITIES		
Intra-governmental Liabilities		
Federal Debt and Interest Payable (Notes 4 and 16)	\$ 4,720,165	\$ 4,587,802
Other Debt and Interest Payable (Note 17)	8,539	10,358
Due to the General Fund (Note 4)	1,226,475	1,414,252
Other Intra-governmental Liabilities (Note 19)	453	366
Total Intra-governmental Liabilities	5,955,632	6,012,778
Federal Debt and Interest Payable (Notes 4 and 16)	10,148,963	9,035,929
Certificates Issued to the Federal Reserve (Note 5)	5,200	5,200
Allocation of Special Drawing Rights (Note 5)	55,150	54,958
Gold Certificates Issued to the Federal Reserve (Note 6)	11,037	11,037
Refunds Payable (Notes 4 and 23)	3,983	4,146
D.C. Pensions and Judicial Retirement Actuarial Liability (Note 18)	9,671	9,743
Liabilities to Government Sponsored Enterprises (Note 8)	316,230	359,900
Other Liabilities (Note 19)	4,222	4,470
Total Liabilities (Note 19)	16,510,088	15,498,161
Commitments and Contingencies (Note 28)		
NET POSITION		
Unexpended Appropriations:		
Earmarked Funds (Note 24)	200	200
Other Funds	342,778	400,357
Subtotal	342,978	400,557
Cumulative Results of Operations:		
Earmarked Funds (Note 24)	43,611	41,426
Other Funds	(306,451)	(340,887)
Subtotal	(262,840)	(299,461)
Total Net Position (Note 20)	80,138	101,096
Total Liabilities and Net Position	\$ 16,590,226	\$ 15,599,257

The accompanying notes are an integral part of these financial statements.

Consolidated Statements of Net Cost
For the Fiscal Years Ended September 30, 2011 and 2010
(In Millions)

Cost of Treasury Operations: (Note 21)	<u>2011</u>	<u>2010</u>
Financial Program		
Gross Cost	\$ 15,671	\$ 15,854
Less Earned Revenue	<u>(2,633)</u>	<u>(2,611)</u>
Net Program Cost	13,038	13,243
Economic Program		
Gross Cost (Note 8)	4,704	314,138
Less Earned Revenue	<u>(14,641)</u>	<u>(16,904)</u>
Net Program Cost (Revenue)	(9,937)	297,234
Security Program		
Gross Cost	360	344
Less Earned Revenue	<u>(5)</u>	<u>(4)</u>
Net Program Cost	355	340
Management Program		
Gross Cost	573	582
Less Earned Revenue	<u>(57)</u>	<u>(56)</u>
Net Program Cost	516	526
Total Program Gross Costs	21,308	330,918
Total Program Gross Earned Revenues	(17,336)	(19,575)
Total Program Cost before Changes in Actuarial Assumptions	3,972	311,343
(Gains)/Losses on Pension, ORB, or OPEB Assumption Changes	<u>195</u>	<u>820</u>
Total Net Cost of Treasury Operations (Note 21)	4,167	312,163
Non-Entity Costs		
Federal Debt Interest	452,616	412,855
Restitution of Foregone Federal Debt Interest (Note 16)	875	-
Less Interest Revenue from Loans	<u>(26,815)</u>	<u>(22,258)</u>
Net Federal Debt Interest Costs	426,676	390,597
Other Federal Interest	3	6
Other Federal Costs (Note 21)	13,743	12,753
Net GSEs Non-Entity Revenue (Note 8)	<u>(39,415)</u>	<u>(56,678)</u>
Administrative Services Income	<u>(1,019)</u>	<u>-</u>
Total Net Non-Entity Costs	399,988	346,678
Total Net Cost of Treasury Operations and Non-Entity Costs	\$ 404,155	\$ 658,841

The accompanying notes are an integral part of these financial statements.

Consolidated Statement of Changes in Net Position
For the Fiscal Year Ended September 30, 2011
(In Millions)

	Combined Earmarked Funds	Combined All Other Funds	Elimi- nation	Consolidated Total
CUMULATIVE RESULTS OF OPERATIONS				
Beginning Balance	\$ 41,426	\$ (340,887)	\$ -	\$ (299,461)
Budgetary Financing Sources				
Appropriations Used	536	547,593	-	548,129
Non-Exchange Revenue	230	154	(5)	379
Donations and Forfeitures of Cash/Equivalent	586	-	-	586
Transfers In/Out Without Reimbursement	(51)	51	-	-
Other (Note 11)	-	4,550	-	4,550
Other Financing Sources (Non-Exchange)				
Donation/Forfeiture of Property	163	-	-	163
Accrued Interest and Discount on Debt	-	14,042	-	14,042
Transfers In/Out Without Reimbursement	(97)	37	-	(60)
Imputed Financing Sources	75	1,265	(415)	925
Transfers to the General Fund and Other (Note 20)	249	(128,187)	-	(127,938)
Total Financing Sources	1,691	439,505	(420)	440,776
Net Cost of Operations	494	(405,069)	420	(404,155)
Net Change	2,185	34,436	-	36,621
Cumulative Results of Operations	43,611	(306,451)	-	(262,840)
UNEXPENDED APPROPRIATIONS				
Beginning Balance	200	400,357	-	400,557
Budgetary Financing Sources				
Appropriations Received (Note 20)	536	498,187	-	498,723
Appropriations Transferred In/Out	-	129	-	129
Other Adjustments	-	(8,302)	-	(8,302)
Appropriations Used	(536)	(547,593)	-	(548,129)
Total Budgetary Financing Sources	-	(57,579)	-	(57,579)
Total Unexpended Appropriations	200	342,778	-	342,978
Net Position	\$ 43,811	\$ 36,327	\$ -	\$ 80,138

The accompanying notes are an integral part of these financial statements.

Consolidated Statement of Changes in Net Position
For the Fiscal Year Ended September 30, 2010
(In Millions)

	Combined Earmarked Funds	Combined All Other Funds	Elimi- nation	Consolidated Total
CUMULATIVE RESULTS OF OPERATIONS				
Beginning Balance	\$ 41,653	\$ (68,741)	\$ -	\$ (27,088)
Budgetary Financing Sources				
Appropriations Used	527	501,912	-	502,439
Non-Exchange Revenue	56	229	(4)	281
Donations and Forfeitures of Cash/Equivalent	324	-	-	324
Transfers In/Out Without Reimbursement	(27)	13	-	(14)
Other	-	12	-	12
Other Financing Sources (Non-Exchange)				
Donation/Forfeiture of Property	319	-	-	319
Accrued Interest and Discount on Debt	-	11,086	-	11,086
Transfers In/Out Without Reimbursement	(79)	37	-	(42)
Imputed Financing Sources	74	1,486	(552)	1,008
Transfers to the General Fund and Other (Note 20)	(65)	(128,880)	-	(128,945)
Total Financing Sources	1,129	385,895	(556)	386,468
Net Cost of Operations	(1,356)	(658,041)	556	(658,841)
Net Change	(227)	(272,146)	-	(272,373)
Cumulative Results of Operations	41,426	(340,887)	-	(299,461)
UNEXPENDED APPROPRIATIONS				
Beginning Balances	200	454,944	-	455,144
Budgetary Financing Sources				
Appropriations Received (Note 20)	527	456,443	-	456,970
Appropriations Transferred In/Out	-	92	-	92
Other Adjustments	-	(9,210)	-	(9,210)
Appropriations Used	(527)	(501,912)	-	(502,439)
Total Budgetary Financing Sources	-	(54,587)	-	(54,587)
Total Unexpended Appropriations	200	400,357	-	400,557
Net Position	\$ 41,626	\$ 59,470	\$ -	\$ 101,096

The accompanying notes are an integral part of these financial statements.

Combined Statements of Budgetary Resources
For the Fiscal Year Ended September 30, 2011
(In Millions)

	Budgetary	Non- Budgetary Financing	2011 Total
Budgetary Resources			
Unobligated balance, brought forward, Oct. 1	\$ 348,424	\$ 23,819	\$ 372,243
Recoveries of prior year unpaid obligations	11,058	5,671	16,729
Budget authority:			
Appropriations (Note 20)	552,971	4,613	557,584
Borrowing authority (Note 22)	1	201,862	201,863
Spending authority from offsetting collections:			
Earned:			
Collected	11,059	219,002	230,061
Change in receivables from Federal sources	27	-	27
Change in unfilled customer orders:			
Advance received	(11)	-	(11)
Without advance from Federal sources	(18)	(22,847)	(22,865)
Subtotal	564,029	402,630	966,659
Non-expenditure transfers, net	125	-	125
Temporarily not available pursuant to Public Law	(426)	-	(426)
Permanently not available	(44,417)	(221,912)	(266,329)
Total Budgetary Resources	\$ 878,793	\$ 210,208	\$ 1,089,001
Status of Budgetary Resources			
Obligations incurred (Note 22)			
Direct	\$ 531,283	\$ 181,638	\$ 712,921
Reimbursable	7,126	-	7,126
Subtotal	538,409	181,638	720,047
Unobligated Balance:			
Apportioned	246,296	510	246,806
Exempt from apportionment	23,980	-	23,980
Subtotal	270,276	510	270,786
Unobligated balance not available	70,108	28,060	98,168
Total Status of Budgetary Resources	\$ 878,793	\$ 210,208	\$ 1,089,001
Changes in Obligated Balance			
Obligated balance, net:			
Unpaid obligations, brought forward, Oct. 1	\$ 182,707	\$ 49,491	\$ 232,198
Uncollected customer payments from Federal sources, brought forward, Oct. 1	(192)	(23,817)	(24,009)
Total unpaid obligated balance, net	182,515	25,674	208,189
Obligations incurred, net	538,409	181,638	720,047
Gross outlays	(561,707)	(101,655)	(663,362)
Recoveries of prior year unpaid obligations, actual	(11,058)	(5,671)	(16,729)
Change in uncollected customer payments from Federal sources	(9)	22,847	22,838
Obligated balance, net, end of period:			
Unpaid obligations	148,351	123,802	272,153
Uncollected customer payments from Federal sources	(201)	(969)	(1,170)
Total unpaid obligated balance-net, end of period (Notes 1 & 22)	\$ 148,150	\$ 122,833	\$ 270,983
Net Outlays			
Gross outlays	\$ 561,707	\$ 101,655	\$ 663,362
Offsetting collections	(11,048)	(219,002)	(230,050)
Distributed offsetting receipts	(119,958)	-	(119,958)
Net Outlays	\$ 430,701	\$ (117,347)	\$ 313,354

The accompanying notes are an integral part of these financial statements.

**Combined Statements of Budgetary Resources
For the Fiscal Year Ended September 30, 2010
(In Millions)**

	Budgetary	Non- Budgetary Financing	2010 Total
Budgetary Resources			
Unobligated balance, brought forward, Oct. 1	\$ 401,626	\$ 41,827	\$ 443,453
Adjustment for change in accounting policy (Note 22)	14,135	-	14,135
Unobligated balance, brought forward, Oct. 1, as adjusted	415,761	41,827	457,588
Recoveries of prior year unpaid obligations	2,979	39,370	42,349
Budget authority:			
Appropriations (Note 20)	569,010	-	569,010
Borrowing authority (Note 22)	1	151,472	151,473
Spending authority from offsetting collections:			
Earned:			
Collected	9,401	204,946	214,347
Change in receivables from Federal sources	22	-	22
Change in unfilled customer orders:			
Advance received	(56)	-	(56)
Without advance from Federal sources	2	(5,111)	(5,109)
Subtotal	578,380	351,307	929,687
Non-expenditure transfers, net	361	-	361
Temporarily not available pursuant to Public Law	(142)	-	(142)
Permanently not available	(47,341)	(189,421)	(236,762)
Total Budgetary Resources	\$ 949,998	\$ 243,083	\$ 1,193,081
Status of Budgetary Resources			
Obligations incurred (Note 22)			
Direct	\$ 581,303	\$ 219,264	\$ 800,567
Adjustment for change in accounting policy (Note 22)	14,135	-	14,135
Direct, Adjusted	595,438	219,264	814,702
Reimbursable	6,136	-	6,136
Subtotal	601,574	219,264	820,838
Unobligated Balance:			
Apportioned	267,581	20,961	288,542
Exempt from apportionment	13,269	-	13,269
Subtotal	280,850	20,961	301,811
Unobligated balance not available	67,574	2,858	70,432
Total Status of Budgetary Resources	\$ 949,998	\$ 243,083	\$ 1,193,081
Changes in Obligated Balance			
Obligated balance, net:			
Unpaid obligations, brought forward, Oct. 1	\$ 108,210	\$ 79,209	\$ 187,419
Uncollected customer payments from Federal sources, brought forward, Oct. 1	(168)	(28,928)	(29,096)
Total unpaid obligated balance, net	108,042	50,281	158,323
Obligations incurred, net	601,574	219,264	820,838
Gross outlays	(524,098)	(209,612)	(733,710)
Recoveries of prior year unpaid obligations, actual	(2,979)	(39,370)	(42,349)
Change in uncollected customer payments from Federal sources	(24)	5,111	5,087
Obligated balance, net, end of period:			
Unpaid obligations	182,707	49,491	232,198
Uncollected customer payments from Federal sources	(192)	(23,817)	(24,009)
Total unpaid obligated balance-net, end of period (Notes 1 & 22)	\$ 182,515	\$ 25,674	\$ 208,189
Net Outlays			
Gross outlays	\$ 524,098	\$ 209,612	\$ 733,710
Offsetting collections	(9,345)	(204,946)	(214,291)
Distributed offsetting receipts	(169,303)	(9,606)	(178,909)
Net Outlays	\$ 345,450	\$ (4,940)	\$ 340,510

The accompanying notes are an integral part of these financial statements.

Statements of Custodial Activity
For the Fiscal Years Ended September 30, 2011 and 2010
(In Millions)

	2011	2010
Sources of Custodial Revenue (Note 23)		
Individual Income and FICA Taxes	\$ 2,102,030	\$ 1,988,760
Corporate Income Taxes	242,848	277,937
Estate and Gift Taxes	9,079	19,751
Excise Taxes	72,794	70,946
Railroad Retirement Taxes	4,692	4,648
Unemployment Taxes	6,893	6,543
Deposit of Earnings, Federal Reserve System	82,546	75,845
Fines, Penalties, Interest, and Other Revenue	591	1,880
Total Revenue Received	2,521,473	2,446,310
Less Refunds	(416,221)	(469,937)
Net Revenue Received	2,105,252	1,976,373
Non-Cash Accrual Adjustment	(150)	6,539
Non-TARP Investments in American International Group, Inc. (Note 26):		
Cash Proceeds from Sale of Stock	1,973	-
Non-Cash Market Adjustments	(9,944)	(2,666)
Total Custodial Revenue	2,097,131	1,980,246
Disposition of Custodial Revenue (Note 23)		
Amounts Provided to Fund Non-Federal Entities	462	387
Amounts Provided to Fund the Federal Government	2,104,790	1,975,986
Non-Cash Accrual Adjustment	(150)	6,539
Non-TARP Investments in American International Group, Inc. (Note 26):		
Cash Proceeds from Sales of Stock	1,973	-
Non-Cash Market Adjustment	(9,944)	(2,666)
Total Disposition of Custodial Revenue	2,097,131	1,980,246
Net Custodial Revenue	\$ -	\$ -

The accompanying notes are an integral part of these financial statements.

1. SUMMARY OF SIGNIFICANT ACCOUNTING POLICIES

A. REPORTING ENTITY

The accompanying financial statements include the operations of the United States (U.S.) Department of the Treasury (Department), one of 24 CFO Act agencies of the Executive Branch of the United States Government, and certain custodial activities managed on behalf of the entire U.S. Government. The following paragraphs describe the activities of the reporting entity.

The Department was created by an Act (1 Stat.65) on September 2, 1789. Many subsequent acts affected the development of the Department, delegating new duties to its charge and establishing the numerous bureaus and divisions that now comprise the Department. As a major policy advisor to the President, the Secretary of the Treasury (Secretary) has primary responsibility for formulating and managing the domestic and international tax and financial policies of the U.S. Government.

Further, the Secretary is responsible for recommending and implementing United States domestic and international economic and fiscal policy; governing the fiscal operations of the government; maintaining foreign assets control; managing the federal debt; collecting income and excise taxes; representing the United States on international monetary, trade, and investment issues; overseeing Departmental overseas operations; and directing the manufacture of coins, currency, and other products for customer agencies and the public.

The Department's reporting entities include the Departmental Offices (DO) and eight operating bureaus. For financial reporting purposes, DO is composed of: International Assistance Programs (IAP), Office of Inspector General (OIG), Special Office of Inspector General for the Troubled Asset Relief Program (SIGTARP), Treasury Forfeiture Fund (TFF), Exchange Stabilization Fund (ESF), Community Development Financial Institutions (CDFI) Fund, Office of D.C. Pensions (DCP), Treasury Inspector General for Tax Administration (TIGTA), Federal Financing Bank (FFB), Office of Financial Stability (OFS), Government Sponsored Enterprise (GSE) Program, Small Business Lending Fund (SBLF), Office of Financial Research (OFR), and the DO policy offices.

The eight operating bureaus are: Bureau of Engraving and Printing (BEP); Bureau of the Public Debt (BPD); Financial Crimes Enforcement Network (FinCEN); Financial Management Service (FMS); Internal Revenue Service (IRS); United States Mint (Mint); Office of the Comptroller of the Currency (OCC); and the Alcohol and Tobacco Tax and Trade Bureau (TTB). On July 21, 2010, the President signed into law the *Dodd-Frank Wall Street Reform and Consumer Protection Act* (the "Dodd-Frank Act"), which includes the *Enhancing Financial Institution Safety and Soundness Act of 2010*. In accordance with the Dodd-Frank Act, on July 21, 2011 (the "transfer" date), substantially all of the operations of the Office of Thrift Supervision (OTS) were transferred to the OCC; and certain other duties were transferred to the Federal Reserve Board and Federal Deposit Insurance Corporation (FDIC). During fiscal year 2011, OTS operated as a separate entity through July 20, 2011, and thus its operating results through July 20, 2011, are presented separately in the disaggregate disclosures contained in Note 21 and the Required Supplemental Information (unaudited). On July 21, 2011, all of OTS's net assets, except for a reserve of \$2 million for OTS wind-down activities, were transferred to OCC.

The Department's financial statements reflect the reporting of its own entity activities comprising both the Department's operating bureaus and DO that are consolidated with the Department, which include appropriations it receives to conduct its operations and revenue generated from those operations. They also reflect the reporting of certain non-entity (custodial) functions it performs on behalf of the U.S. Government and others. Non-entity activities include collecting federal revenue, servicing the federal debt, disbursing certain federal funds, and maintaining certain assets and liabilities for the U.S. Government, as well as for other federal entities. The Department's reporting entity does not include the

General Fund of the U.S. Government (General Fund), which maintains receipt, disbursement, and appropriation accounts for all federal agencies.

Transactions and balances among the Department's entities have been eliminated from the Consolidated Balance Sheets, the Consolidated Statements of Net Cost, and the Consolidated Statements of Changes in Net Position.

Following Generally Accepted Accounting Principles (GAAP) for federal entities, the Department has not consolidated into its financial statements the assets, liabilities, or results of operations of any financial organization or commercial entity in which it holds either a direct, indirect, or beneficial majority equity investment. Even though some of the equity investments are significant, these entities meet the criteria of "bailed out" entities under paragraph 50 of the Statement of Federal Financial Accounting Concepts (SFFAC) No. 2, *Entity and Display* (SFFAC No. 2) which directs that such "bailout" investments should not be consolidated into the Financial Reports of the U.S. Government, either in part or as a whole.

In addition, the Department has made loans and investments in certain Special Purpose Vehicles (SPV) under the Consumer and Business Lending Initiative, Automotive Industry Financing Program, and the Public-Private Investment Program. In fiscal year 2011, a portion of the Department's investment in American International Group, Inc. was exchanged for preferred interests in SPVs. SFFAC No. 2, paragraphs 43 and 44, reference indicative criteria such as ownership and control over an SPV to carry out government powers and missions as criteria in the determination about whether the SPV should be classified as a federal entity. The Department has concluded that the lack of control over the SPVs is the primary basis for determining that none of the SPVs meet the criteria to be classified as a federal entity. As a result, the assets, liabilities, and results of operations of the SPVs are not included in the Department's financial statements. The Department has recorded the loans and investments in private entities and investments in SPVs in accordance with Credit Reform Accounting, as discussed below. Additional disclosures regarding these SPV investments are included in Note 7.

B. BASIS OF ACCOUNTING AND PRESENTATION

The financial statements have been prepared from the accounting records of the Department in conformity with accounting principles generally accepted in the United States for federal entities, and the Office of Management and Budget (OMB) Circular No. A-136, *Financial Reporting Requirements*, as revised. Accounting principles generally accepted for federal entities are the standards prescribed by the Federal Accounting Standards Advisory Board (FASAB). FASAB is recognized by the American Institute of Certified Public Accountants as the official accounting standards-setting body of the U.S. Government.

These financial statements are provided to meet the requirements of the *Government Management Reform Act of 1994*. They consist of the Consolidated Balance Sheets, the Consolidated Statements of Net Cost, the Consolidated Statements of Changes in Net Position, the Combined Statements of Budgetary Resources, and the Statements of Custodial Activity. The statements and the related notes are prepared in a comparative form to present both fiscal year 2011 and fiscal year 2010 information.

While these financial statements have been prepared from the accounting records of the Department in accordance with the formats prescribed by OMB, these financial statements are in addition to the financial reports used to monitor and control budgetary resources which are prepared from the same accounting records.

Intra-governmental assets and liabilities are those due from or to other federal entities. Intra-governmental earned revenues are collections or accruals of revenue from other federal entities, and intra-governmental costs are payments or accruals of expenditures to other federal entities.

The financial statements should be read with the realization that they are for a component of a sovereign entity, that liabilities not covered by budgetary resources cannot be liquidated without the enactment of an appropriation, and that the payment of all liabilities other than for contracts can be abrogated by the sovereign entity. Liabilities represent the probable and measurable future outflow or other sacrifice of resources as a result of past transactions or events. Since the Department is a component of the U.S. Government, a sovereign entity, the Department's liabilities cannot be liquidated without legislation that provides resources or an appropriation. Liabilities represent the probable and measurable future outflow or other sacrifice of resources as a result of past transactions or events. Liabilities covered by budgetary resources are those liabilities for which Congress has appropriated funds or funding is otherwise available to pay amounts due. Liabilities not covered by budgetary or other resources represent amounts owed in excess of available, congressionally appropriated funds or other amounts, and there is no certainty that the appropriations will be enacted. The U.S. Government, acting in its sovereign capacity, can abrogate liabilities of the Department arising from non-contractual activities.

Certain fiscal year 2010 balances on the Consolidated Balance Sheets and notes to the financial statements have been reclassified to conform to the presentation in the current fiscal year. In fiscal year 2011, certain Balance Sheet line items were aggregated with other line items. Corresponding balances for the prior fiscal year were reclassified to conform to the current year presentation.

There are numerous acronyms used throughout the notes herein as well as other sections of this Agency Financial Report (AFR). Refer to the "*Glossary of Acronyms*" located in Appendix E of this report for a complete listing of these acronyms and their related definitions.

C. FUND BALANCE

The Fund Balance is the aggregate amount of the Department's accounts with the U.S. Government's central accounts from which the Department is authorized to make expenditures and pay liabilities. It is an asset because it represents the Department's claim to the U.S. Government's resources. Fund balance with Treasury is not equivalent to unexpended appropriations because it also includes non-appropriated revolving and enterprise funds, suspense accounts, and custodial funds such as deposit funds, special funds, and trust funds.

D. INVESTMENTS

Investments in GSEs

The Department holds preferred stock of two stockholder-owned GSEs, the Federal National Mortgage Association (Fannie Mae) and the Federal Home Loan Mortgage Corporation (Freddie Mac). The senior preferred stock liquidity preference (preferred stock) and associated common stock warrant (warrant(s)) in the GSEs are presented at their fair value as permitted by OMB Circular No. A-136. This Circular includes language that generally requires agencies to value non-federal investments at acquisition cost, but permits the use of other measurement basis, such as fair value, in certain situations. Changes in the valuation of these investments are recorded as non-entity exchange transactions on the Consolidated Statements of Net Cost. Dividends are also recorded as non-entity exchange transactions and are accrued when declared; therefore, no accrual is made for future dividends.

The GSE Senior Preferred Stock Purchase Agreements (SPSPAs) provide that the Department will increase its investment in the GSEs' senior preferred stock if, at the end of any quarter, the Federal Housing Finance Agency (FHFA), acting as the conservator, determines that the liabilities of either GSE, individually, exceed its respective assets. As the funds used to pay these excess liabilities are appropriated directly to the Department such payments are treated as entity expenses and reflected as such on the Consolidated Statements of Net Cost and Cumulative Results of Operations. These payments

also result in an increase to the non-entity investment in the GSEs' preferred stock, with a corresponding increase in Due to the General Fund, as the Department holds the investment on behalf of the General Fund.

Investments in International Financial Institutions

The Department, on behalf of the United States, invests in Multilateral Development Banks (MDBs) to support poverty reduction, private sector development, transitions to market economies and sustainable economic growth and development, thereby advancing the United States' economic, political, and commercial interests abroad. As a participating member country, the Department, on behalf of the United States, provides a portion of the capital base of the MDBs, through subscriptions to capital, which allows the MDBs to issue loans at market-based rates to middle income developing countries. These paid-in capital investments are considered non-marketable equity investments valued at cost on the Department's Consolidated Balance Sheets.

In addition, the Department, on behalf of the United States, contributes funding to MDBs to finance grants and extend credit to poor countries at below market-based interest rates. These U.S. contributions are reported as an expense on the Department's Consolidated Statements of Net Cost.

Other Investments and Related Interest

ESF holds most of the Department's foreign currency investments. "Other Foreign Currency Denominated Assets" and "Investment Securities" are considered "available-for-sale" securities and recorded at fair value. These holdings are normally invested in interest-bearing securities issued or held through foreign governments or monetary authorities.

Non-TARP Investment in American International Group, Inc.

The Department holds American International Group, Inc. (AIG) common stock on behalf of the General Fund which are considered "available-for-sale" securities and recorded at fair value. Changes in the valuation of these investments held are non-entity, non-exchange transactions reported on the Statements of Custodial Activity. The revenue or loss associated with sales of these investments are non-entity, exchange transactions reported on the Statements of Custodial Activity.

E. TAXES, INTEREST, AND OTHER RECEIVABLES, NET

Federal taxes receivable, net, and the corresponding liability due to the Department, are not accrued until related tax returns are filed or assessments are made by the IRS and agreed to by either the taxpayer or the court. Additionally, the prepayments are netted against liabilities. Accruals are made to reflect penalties and interest on taxes receivable through the balance sheet date.

Taxes receivable consist of unpaid assessments (taxes and associated penalties and interest) due from taxpayers. The existence of a receivable is supported by a taxpayer agreement, such as filing of a tax return without sufficient payment, or a court ruling in favor of the IRS. The allowance reflects an estimate of the portion of total taxes receivable deemed to be uncollectible.

Compliance assessments are unpaid assessments which neither the taxpayer nor a court has affirmed the taxpayer owes to the U.S. Government. Examples include assessments resulting from an IRS audit or examination in which the taxpayer does not agree with the results. Write-offs consist of unpaid assessments for which the IRS does not expect further collections due to factors such as taxpayers' bankruptcy, insolvency, or death. Compliance assessment and write-offs are not reported on the balance sheet. Statutory provisions require the accounts to be maintained until the statute for collection expires.

F. LOANS AND INTEREST RECEIVABLE, INTRA-GOVERNMENTAL - ENTITY AND NON-ENTITY

Intra-Governmental entity Loans and Interest Receivable from other federal agencies represent loans and interest receivable held by the Department. No credit reform subsidy costs were recorded for loans purchased from federal agencies or for guaranteed loans made to non-federal borrowers because of outstanding balances guaranteed (interest and principal) by those agencies.

Intra-Governmental non-entity Loans and Interest Receivable from other federal agencies represent loans issued by the Department to federal agencies on behalf of the U.S. Government. The Department acts as an intermediary issuing these loans, because the agencies receiving these loans will lend these funds to others to carry out various programs of the U.S. Government. Because of the Department's intermediary role in issuing these loans, the Department does not record an allowance related to these intra-governmental loans. Instead, loan loss allowances and subsidy costs are recognized by the ultimate lender, the federal agency that issued the loans to the public.

G. ADVANCES TO THE UNEMPLOYMENT TRUST FUND

Advances have been issued to the Department of Labor's (DOL) Unemployment Trust Fund from the General Fund for states to pay unemployment benefits. BPD accounts for the advances on behalf of the General Fund. As outlined in the United States Code (USC) 42 USC §1323, these repayable advances bear an interest rate that is computed as the average interest rate as of the end of the calendar month preceding the issuance date of the advance for all interest bearing obligations of the United States that form the public debt, to the nearest lower one-eighth of one percent. Interest on the repayable advances is due on September 30th of each year. Advances will be repaid by transfers from the Unemployment Trust Fund to the General Fund when the Secretary, in consultation with the Secretary of Labor, has determined that the balance in the Unemployment Trust Fund is adequate to allow repayment.

H. INTEREST RECEIVABLE ON DEPOSITS OF EARNINGS, FEDERAL RESERVE SYSTEM

Federal Reserve Banks (FRBs) are required by the Board of Governors of the Federal Reserve System to transfer to the U.S. Treasury excess earnings, after providing for the cost of operations, payment of dividends, and reservation of an amount necessary to equate surplus with capital paid in. In the event of losses, or a substantial increase in capital, an FRB will suspend its payments to the U.S. Treasury until such losses or increases in capital are recovered through subsequent earnings. Weekly payments to the U.S. Treasury may vary significantly. The Interest Receivable on FRB Deposits of Earnings, Federal Reserve System, is included within "Taxes, Interest and Other Receivables, Net" line item of the Consolidated Balance Sheets (refer to Note 13), and represents the earnings due to the U.S. Treasury as of September 30, but not collected by the U.S. Treasury until after the end of the month.

I. PROPERTY, PLANT, AND EQUIPMENT, NET**General**

Property, plant, and equipment (PP&E) is composed of capital assets used in providing goods or services. It also includes assets acquired through capital leases, which are initially recorded at the amount recognized as a liability for the capital lease at its inception. PP&E is stated at full cost, including costs related to acquisition, delivery, and installation, less accumulated depreciation. Major alterations and renovations, including leasehold and land improvements, are capitalized, while maintenance and repair costs are charged to expenses as incurred.

Internal use software encompasses software design, development, and testing of projects adding significant new functionality and long-term benefits. Costs for developing internal use software are accumulated in work in development until a project is placed into service, and testing and final acceptance are successfully completed. Once completed, the costs are transferred to depreciable property.

Costs for construction projects are recorded as construction-in-progress until completed, and are valued at actual (direct) cost, plus applied overhead and other indirect costs.

The Department leases land and buildings from the General Services Administration (GSA) to conduct most of its operations. GSA charges a standard level user fee which approximates commercial rental rates for similar properties. Therefore, GSA-owned properties are not included in the Department's PP&E.

The Department's bureaus are diverse both in size and in operating environment. Accordingly, the Department's capitalization policy provides minimum capitalization thresholds which range from \$25,000 to \$50,000 for all property categories except for internal use software thresholds which range from \$125,000 to \$250,000. The Department also uses a capitalization threshold range for bulk purchases: \$250,000 to \$500,000 for non-manufacturing bureaus and \$25,000 to \$50,000 for manufacturing bureaus. Bureaus determine the individual items that comprise bulk purchases based on Departmental guidance. In addition, the Department's bureaus may expense bulk purchases if they conclude that total period costs would not be materially distorted and the cost of capitalization is not economically feasible.

Depreciation is expensed on a straight-line basis over the estimated useful life of the asset with the exception of leasehold improvements and capital leases. Leasehold improvements are depreciated over the term of the lease or the useful life of the improvement, whichever is shorter. Capital leases are depreciated over the estimated life of the asset or term of the lease, depending on the conditions met for capitalization. Service life ranges (2 to 50 years) are high due to the Department's diversity of PP&E. Land, construction in progress, and internal use software in development are not depreciated.

Heritage Assets

The Department owns the Treasury Complex (Main Treasury and Treasury Annex) – a multi-use heritage asset. The buildings housing the Mint facilities in Denver, San Francisco, Fort Knox, and West Point, are also considered multi-use heritage assets. Multi-use heritage assets are assets of historical significance for which the predominant use is general government operations. All acquisition, reconstruction, and betterment costs for the Treasury buildings are capitalized as general PP&E and depreciated over their service life.

J. CASH, FOREIGN CURRENCY, AND OTHER MONETARY ASSETS

Substantially all of the Department's operating cash is non-entity government-wide cash held in depository institutions and FRB accounts. Agencies can deposit funds that are submitted to them directly into either a Federal Reserve Treasury General Account (TGA) or a local TGA depository. The balances in these TGA accounts are transferred to the Federal Reserve Bank of New York (FRBNY)'s TGA at the end of each day.

Operating cash of the U.S. Government represents balances from tax collections, customs duties, other revenue, federal debt receipts, and other various receipts net of cash outflows for budget outlays and other payments held in the FRBs, foreign and domestic financial institutions, and in Treasury Tax and Loan (TT&L) accounts. Outstanding checks are netted against operating cash until they are cleared by the Federal Reserve System.

The TGA is maintained at the FRBNY and functions as the government's checking account for deposits and disbursements of public funds. The TT&L program includes about 9,000 depositories that accept tax payments and remit them the day after receipt to FRBNY's TGA. Certain TT&L depositories also hold non-entity government-wide cash in interest bearing accounts. Cash in the TGA and the TT&L program is restricted for government-wide operations.

The Supplementary Financing Program (SFP) Account is maintained at FRBNY. The SFP provides emergency cash for Federal Reserve initiatives aimed at addressing the ongoing crisis in financial markets. This program consists of a series of Treasury bills, apart from the Department's current borrowing program.

The Department's foreign currency investments having original maturities of three months or less are classified as cash equivalents. Other foreign currency holdings having terms greater than three months but less than or equal to one year are classified as "available-for-sale" investments. Special Drawing Rights (SDRs) holdings comprise most of the other monetary assets (refer below to "Special Drawing Rights" accounting policy).

K. FEDERAL DEBT AND INTEREST PAYABLE

Debt and associated interest are reported on the accrual basis of accounting. Interest costs are recorded as expenses when incurred, instead of when paid. Certain Treasury securities are issued at a discount or premium. These discounts and premiums are amortized over the term of the security using an interest method for all long-term securities and the straight-line method for short-term securities. The Department also issues Treasury Inflation-Protected Securities (TIPS). The principal for TIPS is adjusted daily over the life of the security based on the Consumer Price Index for all Urban Consumers.

L. LOAN COMMITMENTS

The Department, through FFB, makes loan commitments with federal agencies, or private sector borrowers whose loans are guaranteed by federal agencies, to extend credit for their own use (refer to the accounting policy above entitled "*Loans and Interest Receivable, Intra-Governmental – Entity and Non-Entity.*") The Department establishes loan commitments when the Department and other parties fully execute promissory notes in which the Department becomes obligated to issue such loans immediately or at some future date. The Department reduces loan commitments when the Department issues the loans or when the commitments expire. Most obligations of the Department give a borrower the contractual right to a loan or loans immediately or at some point in the future within an agreed upon timeframe.

M. PENSION COSTS, OTHER RETIREMENT BENEFITS, AND OTHER POST-EMPLOYMENT BENEFITS

The Department recognizes the full costs of its employees' pension benefits. However, the liabilities associated with these costs are recognized by the Office of Personnel Management (OPM) rather than the Department.

Most employees of the Department hired prior to January 1, 1984, participate in the Civil Service Retirement System (CSRS), to which the Department contributes 7 percent of pay. On January 1, 1987, the Federal Employees' Retirement System (FERS) went into effect pursuant to Public Law (P.L.) 99-335. Employees hired after December 31, 1983, are automatically covered by FERS and Social Security. A primary feature of FERS is that it offers a savings plan to which the Department automatically contributes 1 percent of base pay and matches any employee contributions up to an additional 4 percent of base pay. For most employees hired after December 31, 1983, the Department also contributes the employer's matching share for Social Security. For the FERS basic benefit, the Department contributes 11.2 percent for regular FERS employees.

Similar to federal retirement plans, OPM, rather than the Department, reports the liability for future payments to retired employees who participate in the Federal Employees Health Benefits Program (FEHBP) and Federal Employees Group Life Insurance (FEGLI) Program. The Department reports the full cost of providing other retirement benefits (ORB). The Department also recognizes an expense and a liability for other post-employment benefits (OPEB), which includes all types of benefits, provided to former or inactive (but not retired) employees, their beneficiaries, and covered dependents. Additionally, one of the Department's bureaus, OCC, separately sponsors a defined life insurance benefit plan for current and retired employees. In connection with the July 21, 2011, merger of OTS into OCC's operations (refer to Note 1A), OCC became the administrator for OTS's private defined benefit retirement plan (the Pentegra Defined Benefit Plan (PDBP)), and assumed the liability associated with this plan. The PDBP covers certain former OTS employees, and provides certain health and life insurance benefits for all retired OTS employees who meet eligibility requirements.

N. SPECIAL DRAWING RIGHTS

The SDR is an international reserve asset created by the International Monetary Fund (IMF) to supplement its member countries' official reserves. Under its Articles of Agreement, the IMF may allocate SDRs to member countries in proportion to their IMF quotas. Pursuant to the *Special Drawing Rights Act of 1968*, as amended, the ESF holds all SDRs allocated to or otherwise acquired by the United States.

Allocations and Holdings

When the IMF allocates SDRs to its members, SDR holdings are recorded as assets of the members and SDR allocations are recorded as liabilities. SDR holdings increase primarily as a result of IMF SDR allocations. Other transactions reported in this account are recorded as incurred. They include acquisitions and sales of SDRs, interest received on SDR holdings, interest charges on SDRs allocations, and valuation adjustments. The U.S. Government receives remuneration in SDRs from the IMF and is based on claims on the IMF, represented by the U.S. Reserve Position. The SDR amount is credited to the ESF, which transfers to the Treasury General Account an equivalent amount of dollars plus nominal interest. The allocations and holdings are revalued monthly based on the SDR valuation rate as calculated by the IMF. The liabilities represent the amount that is payable in the event of liquidation of, or U.S. withdrawal from, the SDR Department of the IMF or cancellation of the SDRs.

Certificates Issued to the Federal Reserve

The *Special Drawing Rights Act of 1968* authorizes the Secretary to issue certificates, not to exceed the value of SDR holdings, to the FRB in return for dollar amounts equal to the face value of certificates issued. The certificates may be issued to finance the acquisition of SDRs from other countries or to provide U.S. dollar resources financing other ESF operations. Certificates issued are to be redeemed by the Department at such times and in such amounts as the Secretary may determine, and do not bear interest. Certificates issued to FRB are reported at their face value. It is not practical to estimate the fair value of certificates issued to FRB, since these certificates contain no specific terms of repayment.

O. FEDERAL EMPLOYEE BENEFITS PAYABLE – FECA ACTUARIAL LIABILITY

The *Federal Employees' Compensation Act* (FECA) provides income and medical cost protection to covered federal civilian employees injured on the job, and employees who have incurred a work-related injury or occupational disease. The FECA program is administered by DOL which pays valid claims and subsequently seeks reimbursements from the Department for these paid claims. Generally, the Department reimburses DOL within two to three years once funds are appropriated. These future workers' compensation estimates are generated by applying actuarial procedures developed to estimate the liability for FECA benefits. The actuarial liability estimates for FECA benefits include the expected liability for death, disability, medical, and miscellaneous costs for approved compensation cases.

P. ANNUAL, SICK, AND OTHER LEAVE

Annual and compensatory leave earned by the Department's employees, but not yet used, is reported as an accrued liability. The accrued balance is adjusted annually to reflect current pay rates. Any portion of the accrued leave for which funding is not available is recorded as an unfunded liability. Sick and other leave are expensed as taken.

Q. REVENUE AND FINANCING SOURCES

The Department's activities are financed either through exchange revenue it receives from others or through non-exchange revenue and financing sources (such as appropriations provided by the Congress and penalties, fines, and certain user fees collected). User fees primarily include collections from the public for the IRS costs to process installment agreements and accompanying photocopy and reproduction charges. Exchange revenues are recognized when earned; i.e., goods have been delivered or services have been rendered. Revenue from reimbursable agreements is

recognized when the services are provided. Non-exchange revenues are recognized when received by the respective collecting bureau. Appropriations used are recognized as financing sources when related expenses are incurred or assets are purchased. The Department also incurs certain costs that are paid in total or in part by other federal entities, such as pension costs, the FEHBP, and any un-reimbursed payments made from the Treasury Judgment Fund on behalf of the Department. These subsidized costs are recognized on the Consolidated Statement of Net Cost, and the imputed financing for these costs is recognized on the Consolidated Statement of Changes in Net Position. As a result, there is no effect on net position. Other non-exchange financing sources such as donations and transfers of assets without reimbursements are also recognized for the period in which they occurred on the Consolidated Statements of Changes in Net Position.

The Department recognizes revenue it receives from disposition of forfeited property as non-exchange revenue on the Consolidated Statements of Changes in Net Position. The costs related to the Forfeiture Fund program are reported on the Consolidated Statements of Net Cost. The Treasury Forfeiture Fund is the special fund account for depositing non-tax forfeiture proceeds received pursuant to laws enforced or administered by law enforcement bureaus that participate in the Treasury Forfeiture Fund. Forfeited property balances are reported in “Other Assets” on the Consolidated Balance Sheets.

R. CUSTODIAL REVENUES AND COLLECTIONS

Non-entity revenue reported on the Department’s Statements of Custodial Activity includes cash collected by the Department, primarily from taxes. It does not include revenue collected by other federal agencies, such as user fees and other receipts, which are remitted for general operating purposes of the U.S. Government or are earmarked for certain trust funds. The Statements of Custodial Activity are presented on the “modified accrual basis.” Revenues are recognized as cash is collected, as well as for non-cash market valuation changes related to the U.S. Government’s holdings in American International Group, Inc. The “accrual adjustment” is the net increase or decrease during the reporting period in net revenue related–assets and liabilities, mainly taxes receivable. The Consolidated Balance Sheets include estimated amounts for taxes receivable and payable to the General Fund at September 30, 2011 and 2010.

S. REFUNDS PAYABLE

Refunds payable arise in the normal course of tax administration when it is determined that taxpayers have paid more than the actual taxes that they owe. Amounts that the Department has concluded to be valid refunds owed to taxpayers are recorded as a liability entitled “Refunds Payable” on the Consolidated Balance Sheets, with a corresponding receivable from the General Fund. This receivable is included on the Consolidated Balance Sheets within the line entitled “Due from the General Fund.”

T. PERMANENT AND INDEFINITE APPROPRIATIONS

Permanent and indefinite appropriations are used to disburse tax refunds, income tax credits, and child tax credits. These appropriations are not subject to budgetary ceilings established by Congress. Therefore, refunds payable at year end are not subject to funding restrictions. Refund payment funding is recognized as appropriations are used. Permanent indefinite authority for refund activity is not stated as a specific amount and is available for an indefinite period of time. Although funded through appropriations, refund activity, in most instances, is reported as a custodial activity of the Department, since refunds are, in substance, a custodial revenue-related activity resulting from taxpayer overpayments of their tax liabilities.

The Department also receives two permanent and indefinite appropriations related to debt activity. One is used to pay interest on the public debt securities; the other is used to redeem securities that have matured, been called, or are eligible for early redemption. These accounts are not annual appropriations and do not have refunds. Debt activity

appropriations are related to the Department's liability and are reported on the Department's Balance Sheet. Permanent indefinite authority for debt activity is available for an indefinite period of time.

The Department receives permanent indefinite appropriations annually to fund increases in the projected subsidy costs of credit programs as determined by the re-estimation process required by the FCRA. The Department's renewable energy and low income housing projects are also covered by permanent indefinite appropriations.

Additionally, the Department receives other permanent and indefinite appropriations to make certain payments on behalf of the U.S. Government. These appropriations are provided to make payments to the FRB for fiscal services provided and to the financial institutions for services provided as financial agents of the U.S. Government. They also include appropriations provided to make other disbursements on behalf of the U.S. Government, including payments made to various parties as the result of certain claims and judgments rendered against the United States.

U. INCOME TAXES

As an agency of the U.S. Government, the Department is exempt from all income taxes imposed by any governing body, whether it is a federal, state, commonwealth, local, or foreign government.

V. USE OF ESTIMATES

The Department has made certain estimates and assumptions relating to the reporting of assets, liabilities, revenues, expenses, and the disclosure of contingent liabilities to prepare its financial statements. Actual results could differ from these estimates. It is possible that the results of operations, cash flows or the financial position of the Department could be materially affected in future periods by adverse changes in the outlook for the key assumptions underlying management's estimates. Significant transactions subject to estimates include loan and credit program receivables; investments in GSEs and other non-federal securities and related impairment; tax receivables; loan guarantees; depreciation; liability for liquidity commitment to GSEs; imputed costs; actuarial liabilities; cost and earned revenue allocations; contingent legal liabilities; and credit reform subsidy costs.

The Department accounts for all of its TARP and non-TARP credit program receivables in accordance with credit reform accounting (refer to the accounting policy below entitled "Credit Program Receivables," and Notes 7 and 11). These receivables are derived using credit reform modeling which is subject to the use of estimates. The Department recognizes the sensitivity of credit reform modeling to slight changes in some model assumptions and uses regular review of model factors, statistical modeling, and annual reestimates to reflect the most accurate cost of the credit programs to the U.S. Government. The purpose of reestimates is to update original program subsidy cost estimates to reflect actual cash flow experience as well as changes in forecasts of future cash flows. Forecasts of future cash flows are updated based on actual program performance to date, additional information about the portfolio, additional publicly available relevant historical market data on securities performance, revised expectations for future economic conditions, and enhancements to cash flow projection methods.

The forecasted cash flows used to determine these credit program amounts are sensitive to slight changes in model assumptions, such as general economic conditions, specific stock price volatility of the entities in which the Department has an equity interest, estimates of expected default, and prepayment rates. Forecasts of financial results have inherent uncertainty. The TARP Credit Program Receivables, Net, line items is reflective of relatively illiquid, troubled assets whose values are particularly sensitive to future economic conditions and other assumptions. Additional discussion related to sensitivity analysis can be found in the Management's Discussion and Analysis section of this Agency Financial Report.

The liabilities to the GSEs related to the SPSPA is a contingent liquidity commitment, predicated on the future occurrence of excess liabilities over the assets of either GSE at the end of any reporting quarter, and are potential liabilities of the Department. The Department performs annual valuations, as of September 30th, on the preferred stock and warrants in an attempt to provide a “sufficiently reliable” estimate of the outstanding commitments in order for the Department to record the remaining liability in accordance with SFFAS No. 5, *Accounting for Liabilities of the U.S. Government*.

The valuations incorporated various forecasts, projections and cash flow analyses to develop an estimate of potential liability. Any changes in valuation, including impairment, are recorded and disclosed in accordance with SFFAS No. 7, *Accounting for Revenue and Other Financing Sources*. Since the valuation is an annual process, the change in valuation of the preferred stock and warrants are deemed usual and recurring. The GSEs contingent liability is assessed annually and recorded at the gross estimated amount, without considering the increase in preferred stock liquidity preference, future dividend payments, or future commitment fees, due to the uncertainties involved. Note 8 includes a detailed discussion of the results of the valuation and the liability recorded as of September 30, 2011.

Estimation of such complex and long duration contingencies is subject to uncertainty, and it is possible that new developments will adversely impact ultimate amounts required to be funded by the Department under agreements between the Department and each GSE (Note 8). Specifically, the occurrence of future shareholder deficits, which ultimately determines the Department’s liabilities to the GSEs, is most sensitive to future changes in the housing price index.

W. CREDIT RISK

Credit risk is the potential, no matter how remote, for financial loss from a failure of a borrower or counterparty to perform in accordance with underlying contractual obligations. The Department takes on possible credit risk when it makes direct loans or credits to foreign entities or becomes exposed to institutions which engage in financial transactions with foreign countries (Note 10). Given the history of the Department with respect to such exposure and the financial policies in place in the U.S. Government and other institutions in which the United States participates, the Department’s expectation of credit losses is nominal.

The Department also takes on credit risk related to the following: committed but undisbursed direct loans; its liquidity commitment to the GSEs; its MBS portfolio; its GSE obligations obtained under the HFA Initiative (the NIBP and TCLP); investments, loans, and other credit programs of the TARP; its programs including the CDFI fund, SBLF, and certain portions of the Department’s participation in the IMF; and its Terrorism Risk Insurance Program. Except for the Terrorism Risk Insurance Program, these activities focus on the underlying problems in the credit markets, and the ongoing instability in those markets exposes the Department to potential costs and losses. The extent of the risk assumed by the Department is described in more detail in the notes to the financial statements, and, where applicable, is factored into credit reform models and reflected in fair value measurements (Notes 7, 8, and 11).

In addition, for EESA programs, the statute requires that the budgetary costs of the troubled assets and guarantees of troubled assets be calculated by adjusting the discount rate for market risks. Within the TARP programs, the Department has invested in many assets that would traditionally be held by private investors and their valuation would inherently include market risk. Accordingly, for all TARP direct loans, equity investments, and other credit programs, the Department calculates a Market Risk Adjusted Discount Rate (MRADR). Therefore, the Department’s cost estimates for the TARP programs are adjusted for unexpected loss and the estimated risk of expected cash flows. Under SFFAS No. 2, including market risk in the cash flow estimates is consistent with the type of assets being valued. The inclusion of the MRADR is the mechanism for deriving a fair value of the assets. As directed by Congress, a MRADR is also used in the credit reform model for certain portions of the Department’s participation in the IMF.

X. EARMARKED FUNDS

The Department has accounted for revenues and other financing sources for earmarked funds separately from other funds. Earmarked funds are financed by specifically identified revenues, often supplemented by other financing sources, which remain available over time. These specifically identified revenues and other financing sources are required by statute to be used for designated activities or purposes. SFFAS No. 27, *Identifying and Reporting Earmarked Funds (SFFAS No. 27)*, defines the following three criteria for determining an earmarked fund: (1) a statute committing the U.S. Government to use specifically identified revenues and other financing sources not used in the current period for future use to finance the designated activities, benefits, or purposes; (2) explicit authority for the earmarked fund to retain revenues and other financing sources not used in the current period for future use to finance the designated activities, benefits, or purposes; and (3) a requirement to account for and report on the receipt, use, and retention of the revenues and other financing sources that distinguished the earmarked fund from the U.S. Government's general revenues.

Y. ALLOCATION TRANSFERS

The Department is a party to allocation transfers with other federal agencies as both a transferring (parent) entity and/or a receiving (child) entity. Allocation transfers are legal delegations by one department of its authority to obligate budget authority and outlay funds to another department. A separate fund account (allocation account) is created in the U.S. Treasury as a subset of the parent fund account for tracking and reporting purposes. All allocation transfers of balances are credited to this account, and subsequent obligations and outlays incurred by the child entity are charged to this allocation account as they execute the delegated activity on behalf of the parent. Parent federal agencies report both the proprietary and budgetary activity and the child agency does not report any financial activity related to budget authority allocated from the parent federal agency to the child federal agency.

The Department allocates funds, as the parent, to the Department of Energy. OMB allows certain exceptions to allocation reporting for certain funds. Accordingly, the Department has reported certain funds for which the Department is the child in the allocation transfer, but in compliance with OMB guidance (Circular No. A-136, II.4.2, question 5, for three exceptions), will report all activities relative to these allocation transfers in the Department's financial statements. Also, the Department receives allocation transfers, as the child, from the Agency for International Development, General Services Administration, and Department of Transportation.

Z. CREDIT PROGRAM RECEIVABLES

The Department accounts for all of its TARP credit program receivables, including investments in common and preferred stock and warrants of public companies, loans, and loan guarantees or guaranty-like insurance activities, under the provisions of credit reform accounting (Note 7). In addition to its TARP programs, the Department accounts for all other of its credit program receivables under the provisions of credit reform accounting, including the loans or equity securities associated with the Department's: GSE mortgage-backed securities (MBS) purchase program, state and local Housing Finance Agency (HFA) Initiative program, SBLF program, CDFI program, and certain portions of the Department's participation in the IMF (Note 11).

To account for the Department's TARP and other credit program receivables, the Department applies the accounting provisions of SFFAS No. 2, *Accounting for Direct Loans and Loan Guarantees*, as amended by SFFAS No. 18, *Amendments to Accounting Standards for Direct Loans and Loan Guarantees*, and SFFAS No. 19, *Technical Amendments to Accounting Standards for Direct Loans and Loan Guarantees*. SFFAS No. 2, as amended, requires measurement of the asset or liability at the net present value of the estimated future cash flows. The cash flow estimates for each credit program transaction reflect the actual structure of the instruments. For each of these instruments, the Department estimates cash inflows and outflows related to the program over the estimated term of the instrument.

Further, each cash-flow estimate reflects the specific terms and conditions of the program, technical assumptions regarding the underlying assets, risk of default or other losses, and other factors as appropriate. The measurement of assets within these programs is primarily derived from inputs which generally represent market data and, when such data is not available, management's best estimate of how a market participant would assess the risk inherent in the asset.

SFFAS No. 2, as amended, was promulgated as a result of the FCRA. The primary purpose of the FCRA is to more accurately measure the cost of federal credit programs and to place the cost of such credit programs on a basis equivalent with other federal spending. The FCRA requires that the ultimate costs of a credit program be calculated and the budgetary resources obtained before the direct loan obligations are incurred. To accomplish this, the Department first predicts or estimates the future performance of direct and guaranteed loans when preparing its annual budget. The data used for these budgetary estimates are reestimated after the fiscal year-end to reflect changes in actual loan performance and actual interest rates in effect when the loans were issued. The reestimated data reflect adjustments for market risks, asset performance, and other key variables and economic factors. The reestimated data are then used to report the cost of the loans disbursed under the direct or guaranteed loan program as a "Program Cost" in the Department's Consolidated Statements of Net Cost.

Cash flows associated with the Department's credit programs generally include disbursements, repayments, repurchases, fees, recoveries, interest, dividends, proceeds from sales of instruments, borrowings from Treasury, negative subsidy, and the subsidy cost received from the program accounts. Security-level data and assumptions used as the basis for cash flow model forecasts and program performance are drawn from widely available market sources, as well as information published by investees. Key inputs to the cash flow forecasts include:

- Security characteristics such as unpaid principal balance, coupon rate, weighted-average loan age, issued bond balance, credit rating, maturity date, principal and interest payment schedules, priority of payments, and performance of underlying collateral
- Department actions as well as changes in legislation
- Forecast prepayment rates and default rates
- Forecast dividend payments
- Expected escrow conversion and return rates
- Default and recovery reports published by Moody's and Standard and Poor's
- Other third-party market sources

The recorded subsidy cost associated with each of the Department's credit programs is based on the calculated net present value of expected future cash flows. The Department's actions, as well as changes in legislation, may impact estimated future cash flows and related subsidy costs. The cost or cost savings of a modification is recognized in subsidy costs when the terms of a program are modified. Subsidy costs are also impacted by reestimates which may occur as a result of updates to the original program subsidy cost estimates to reflect actual cash flows experience, as well as changes in forecasts of estimated future cash flows associated with the credit program.

AA. FIDUCIARY ACTIVITIES

In accordance with SFFAS No. 31, *Accounting for Fiduciary Activities*, fiduciary type activities and related transactions will no longer be reported by the Department in its proprietary financial statements. Fiduciary activities are the collection or receipt, and the management, protection, accounting, investment, and disposition by the U.S. Government of cash or other assets in which non-Federal individuals or entities have an ownership interest that the U.S. Government must uphold. Fiduciary cash and other assets are not assets of the U.S. Government. While these activities are not

reported in the Department's consolidated financial statements, they are required to be reported on schedules in the notes to the financial statements (Note 27).

AB. RELATED PARTIES

The primary "related parties" with whom the Department conducts business are other federal agencies, mainly through the normal lending activities of the BPD and the FFB. These activities are disclosed in these financial statements. The Department utilizes the services of the FRB to execute a variety of transactions on behalf of the BPD and the ESF. The FRB is serving as the Department's fiscal agent in executing these transactions and receives fees for its services. The Department also consults with the FRB on matters affecting the economy, such as the structuring of bailout financing for the GSEs, AIG, and other companies affected by the current economic situation. Transactions and balances arising from these transactions are accounted for and disclosed in the consolidated financial statements (Notes 7, 8, 11, and 26).

Finally, the Secretary serves on the FHFA Oversight Board, and consults with the Director of FHFA on matters involving Fannie Mae and Freddie Mac. This provides the Department a voice in the FHFA's actions as the conservator for Fannie Mae and Freddie Mac. The Department has no transactions with FHFA.

AC. IMMATERIAL CORRECTION OF ERROR IN PREVIOUSLY ISSUED FINANCIAL STATEMENTS

The Department's previously issued fiscal year 2010 consolidated financial statements have been revised to correct immaterial errors reflected in the note to the consolidated financial statements entitled "Collection and Disposition of Custodial Revenue" (Note 23 and Note 26 in the Department's fiscal year 2011 and 2010 annual report, respectively). Specifically, the amounts of custodial revenue collected by tax year associated with "Corporate Income Taxes" were incorrectly reported in the prior year notes. Additionally, the amounts of federal tax refunds paid by tax year associated with "Individual Income and FICA Taxes" were incorrectly reported in the prior year note. However, the total amount of custodial revenue collected and the total of Federal tax refunds paid for fiscal year 2010 were properly reported in the prior year note. Accordingly, these errors had no impact on the Department's consolidated financial results or financial position, nor did they impact the Statements of Custodial Activity. Management of the Department believes these errors were immaterial to the fiscal year 2010 amounts disclosed in the notes and to the Department's consolidated financial statements taken as a whole.

2. FUND BALANCE

As of September 30, 2011 and 2010, fund balance consisted of the following (in millions):

	2011	2010
Appropriated Funds	\$ 344,913	\$ 402,036
Revolving Funds	35,464	34,096
Clearing Funds	392	21
Deposit Funds	170	132
Trust Funds	16	84
Special Funds	721	656
Other Funds (Receipt Fund and Suspense Funds)	108	1
Total Fund Balance	\$ 381,784	\$ 437,026

Appropriated funds consist of amounts appropriated annually by Congress to fund the operations of the Department.

Clearing funds represent reconciling differences with the Department's balances as reported in the U.S. Government's central accounts. These fund accounts temporarily hold unidentifiable general, special, or trust fund collections that belong to the Federal Government until they are classified to the proper receipt or expenditure account by the federal entity.

Revolving funds are used for continuing cycles of business-like activity, in which the fund charges for the sale of products or services and uses the proceeds to finance its spending, usually without requirement for annual appropriations. A public enterprise revolving fund is an account that is authorized by law to be credited with offsetting collections from the public and those monies are used to finance operations. The Working Capital Fund is a fee-for-service fund established to support operations of Department components. Also included are the financing funds for credit reform.

Deposit funds represent amounts received as an advance that are not accompanied by an order and seized cash. Trust funds include both receipt accounts and expenditure accounts that are designated by law as a trust fund. Trust fund receipts are used for specific purposes. Special funds include funds designated for specific purposes including the disbursement of non-entity monies received in connection with the Presidential Election Campaign.

STATUS OF FUND BALANCE

As of September 30, 2011 and 2010, the status of the fund balance consisted of the following (in millions):

	2011	2010
Unobligated Balance - Available	\$ 270,786	\$ 301,811
Unobligated Balance - Not Available	98,168	70,432
Unpaid Obligations	270,983	208,189
Subtotal	639,937	580,432
Adjustment for Non-Budgetary Funds	674	161
Adjustment for ESF	(105,026)	(103,788)
Adjustment for Borrowing Authority	(123,844)	(23,477)
Adjustment for IMF	(27,065)	(13,081)
Adjustment for Intra-Treasury Investments	(7,024)	(7,026)
Authority Unavailable for Obligation	3,721	3,727
Adjustment for Imprest Funds	(4)	(4)
Adjustment for Temporary Reduction	423	90
Adjustment for Indian Trust Funds	(8)	(8)
Total Status of Fund Balance	\$ 381,784	\$ 437,026

Portions of the Unobligated Balance Not Available as shown on the Combined Statement of Budgetary Resources include amounts appropriated in prior fiscal years that are not available to fund new obligations. However, such amounts may be used for upward and downward adjustments for existing obligations in future years. The Unpaid Obligations represents amounts designated for payment of goods and services ordered but not received or goods and services received but for which payment has not yet been made.

Since the following line items do not post to budgetary status accounts, the following adjustments are required to reconcile the budgetary status to non-budgetary Fund Balance as reported in the accompanying Consolidated Balance Sheets:

- Adjustments for Non-Budgetary Funds are receipt, clearing, and deposit funds that represent amounts on deposit with Treasury that have no budgetary status.
- Adjustments for ESF – ESF investments and related balances that meet the criteria for reporting as part of budgetary resources are reported on the Statement of Budgetary Resources; however, they are not a component of the Fund Balance as they represent invested funds and thus have to be excluded from Total Status of Fund Balance reported in this note.
- Adjustments for Borrowing Authority – Borrowing authority is in budgetary status but not in the Fund Balance.
- Adjustments for IMF – Monies moved from Fund Balance to Other Monetary Assets related to IMF accounts that have no budgetary resources and are with the FRBNY.

- Adjustments for Intra-Treasury Investments – Budgetary resources have investments included; however, the money has been moved from the Fund Balance asset account to Investments.
- Adjustment for Unavailable for Obligations reduced the budgetary resources; however, it did not impact the Fund Balance.
- Adjustments for Imprest Funds – Imprest funds represent monies moved from the Fund Balance to Cash and Other Monetary Assets with no change in the budgetary status.

As of September 30, 2011 and 2010, the Department did not have any budgetary authority in the Fund Balance that was specifically withheld from apportionment by OMB. The balances in non-entity funds, such as certain deposit funds (e.g., seized cash), are being held by the Department for the public or for another federal entity, such as the General Fund. Such funds have an offsetting liability equal to fund balance. See Note 12 regarding restrictions related to the line of credit held on the U.S. quota in the IMF.

Unused funds in expired appropriations returned to the General Fund were \$127 million and \$166 million for the fiscal years ending September 30, 2011 and 2010, respectively.

3. LOANS AND INTEREST RECEIVABLE – INTRA-GOVERNMENTAL

ENTITY INTRA-GOVERNMENTAL

The Department, through FFB, issues loans to federal agencies for their own use or to private sector borrowers whose loans are guaranteed by the federal agencies. When a federal agency has to honor its guarantee because a private sector borrower defaults, the federal agency that guaranteed the loan must obtain an appropriation or use other resources to repay the FFB. All principal and interest on loans to federal agencies and private sector borrowers are, or have a commitment to be, backed by the full faith and credit of the U.S. Government. The Department has not recognized any credit-related losses on its loans, nor has the Department recorded an allowance for uncollectible intra-governmental loans.

As of September 30, 2011 and 2010, entity intra-governmental loans (issued by the FFB) and interest receivable consisted of the following (in millions):

	Loans Receivable	Interest Receivable	2011 Total	Loans Receivable	Interest Receivable	2010 Total
Department of Agriculture	\$ 34,178	\$ 48	\$ 34,226	\$ 31,264	\$ 53	\$ 31,317
National Credit Union Administration	-	-	-	10,101	15	10,116
United States Postal Service	13,000	47	13,047	12,000	41	12,041
Department of Energy	6,929	15	6,944	2,931	4	2,935
General Services Administration	1,898	33	1,931	1,973	35	2,008
Other Agencies	1,083	8	1,091	1,039	8	1,047
Total Entity Intra-governmental	\$ 57,088	\$ 151	\$ 57,239	\$ 59,308	\$ 156	\$ 59,464

NON-ENTITY INTRA-GOVERNMENTAL

The Department, through BPD, accounts for and reports on the principal borrowings from and repayments to the General Fund for approximately 91 funds managed by other federal agencies, as well as the related interest due to the General Fund. These agencies are statutorily authorized to borrow from the General Fund, through BPD, to make loans for a broad range of purposes, such as education, housing, farming, and small business support.

As of September 30, 2011 and 2010, non-entity intra-governmental loans (issued by BPD) and interest receivable due to the General Fund consisted of the following (in millions):

	Loans Receivable	Interest Receivable	2011 Total	Loans Receivable	Interest Receivable	2010 Total
Department of Education	\$ 546,321	\$ -	\$ 546,321	\$ 373,717	\$ -	\$ 373,717
Department of Agriculture	55,356	-	55,356	56,598	-	56,598
Department of Homeland Security	17,754	-	17,754	18,504	-	18,504
Small Business Administration	11,190	-	11,190	11,752	-	11,752
Export-Import Bank of the U.S.	8,279	-	8,279	7,254	-	7,254
Department of Labor	6,163	-	6,163	6,290	-	6,290
Department of Housing and Urban Development	6,090	-	6,090	4,775	-	4,775
Department of Transportation	4,342	1	4,343	3,076	-	3,076
National Credit Union Administration	3,500	2	3,502	-	-	-
Railroad Retirement Board	3,484	52	3,536	3,481	54	3,535
Department of Energy	3,104	20	3,124	2,601	21	2,622
Overseas Private Investment Corporation	1,828	-	1,828	1,403	-	1,403
Department of Veterans Affairs	1,675	-	1,675	1,650	-	1,650
Other Agencies	2,250	-	2,250	2,030	183	2,213
Total Non-Entity Intra-governmental	\$ 671,336	\$ 75	\$ 671,411	\$ 493,131	\$ 258	\$ 493,389
Total Intra-governmental Loans and Interest Receivable (Entity and Non-Entity)	\$ 728,424	\$ 226	\$ 728,650	\$ 552,439	\$ 414	\$ 552,853

4. DUE FROM THE GENERAL FUND AND DUE TO THE GENERAL FUND

The Department is responsible for managing various assets and liabilities on behalf of the U.S. Government as a whole. Due from the General Fund represents amounts required to fund liabilities managed by the Department on behalf of the U.S. Government. Liabilities managed by the Department are comprised primarily of the federal debt. Due to the General Fund represents assets held for the General Fund.

As of September 30, 2011 and 2010, Due from and Due to the General Fund included the following non-entity assets and liabilities (in millions):

Liabilities Requiring Funding from the General Fund	2011	2010
Federal Debt and Interest Payable (Note 16)	\$ 10,148,963	\$ 9,035,929
Federal Debt and Interest Payable - Intra-governmental (Note 16)	4,719,668	4,587,802
Refunds Payable (Note 23)	3,983	4,146
Adjustment for Eliminated Liabilities	30,103	27,760
Total Due from the General Fund	\$ 14,902,717	\$ 13,655,637

Assets to be Distributed to the General Fund	2011	2010
Fund Balance	\$ 358	\$ 249
Advances to the Unemployment Trust Fund	42,773	34,111
Cash Due to the General Fund (Held by the Department) (Note 5)	49,949	303,797
Foreign Currency	73	3
Custodial Gold without certificates and Silver held by the U.S. Mint	25	25
Loans and Interest Receivable - Intra-governmental (Note 3)	671,411	493,389
Loans and Interest Receivable	99	124
Investments in Government Sponsored Enterprises (Note 8)	133,043	109,216
Credit Reform Downward Subsidy Reestimate	13,022	25,579
Accounts Receivable - Intra-governmental	388	350
Taxes and Other Non-Entity Receivables Due to General Fund	36,615	36,927
Non-TARP Investments in American International Group, Inc. (Note 26)	10,862	20,805
Miscellaneous Assets	2	5
Adjustment for Eliminated Assets	267,855	389,672
Total Due to the General Fund	\$ 1,226,475	\$ 1,414,252

The assets to be distributed to the General Fund do not represent all of the non-entity assets managed by the Department. See Note 15 for all non-entity assets held by the Department.

The Fund Balance reported above represents the non-entity funds held by the Department on behalf of the General Fund. It is used to administer programs such as the Presidential Election Campaign and payments for Legal Services Corporation and thus not available for general use by the Department.

Advances have been issued to the DOL's Unemployment Trust Fund from the General Fund to states for unemployment benefits.

The non-entity Credit Reform Downward Subsidy Reestimate represents amounts for the downward subsidy reestimates for the Department's credit programs including TARP Equity Investments and Direct Loans (See Note 1V and 1Z).

The Adjustment for Eliminated Liabilities principally represents investments in U.S. Government securities held by the Department's reporting entities that were eliminated against Federal Debt and Interest Payable Intra-governmental. The Adjustment for Eliminated Assets principally represents loans and interest payable owed by the Treasury reporting entities, which were eliminated against Loans and Interest Receivable Intra-governmental held by the BPD.

5. CASH, FOREIGN CURRENCY, AND OTHER MONETARY ASSETS

Cash, foreign currency, and other monetary assets held as of September 30, 2011 and 2010 were as follows (in millions):

	2011	2010
Entity:		
Cash	\$ 74	\$ 16
Foreign Currency and Foreign Currency Denominated Assets	10,767	10,591
Other Monetary Assets:		
Special Drawing Right Holdings	55,911	57,439
Other	153	144
Total Entity	66,905	68,190
Non-Entity:		
Operating Cash of the U.S. Government	49,812	303,576
Foreign Currency	73	3
Miscellaneous Cash Held by All Treasury Reporting Entities	331	665
Total Non-Entity	50,216	304,244
Total Cash, Foreign Currency, and Other Monetary Assets	\$ 117,121	\$ 372,434

Non-Entity Operating Cash and Other Cash of the U.S. Government held by the Department disclosed above consisted of the following (in millions):

	2011	2010
Operating Cash - FRB Account	\$ 56,284	\$ 307,850
Operating Cash - Other	1,805	2,032
Subtotal	58,089	309,882
Outstanding Checks	(8,277)	(6,306)
Total Operating Cash of the U.S. Government	49,812	303,576
Other Cash	230	297
Subtotal	50,042	303,873
Amounts Due to the Public	(93)	(76)
Total Cash Due to the General Fund (Note 4)	\$ 49,949	\$ 303,797

ENTITY

Cash, Foreign Currency, and Other Monetary Assets

Entity cash, foreign currency, and other monetary assets primarily include Foreign Currency Denominated Assets (FCDA), SDRs, Securities Purchased Under Agreement to Resell, and forfeited cash. SDRs and FCDAs are valued as of September 30, 2011 and 2010 using current exchange rates plus accrued interest. The "Other" amount reported within the entity category above includes U.S. dollars restricted for use by the IMF, which are maintained in two accounts at the FRBNY.

The foreign currency holdings are normally invested in interest-bearing securities issued by or held through foreign governments or monetary authorities. FCDAs with original maturities of three months or less, in addition to securities purchased under agreement to resell, were valued at \$10.8 billion and \$10.6 billion as of September 30, 2011 and 2010, respectively.

Special Drawing Rights

The SDR is an international reserve asset created by the IMF to supplement existing reserve assets. The IMF has allocated new SDRs on several occasions to members participating in the IMF's SDR Department. The SDR derives its value as a reserve asset essentially from the commitments of participants to hold and accept SDRs and to honor various obligations connected with their proper functioning as a reserve asset. Pursuant to the *Special Drawing Rights Act of 1968*, as amended, the Department issued certificates to the Federal Reserve, valued at \$5.2 billion as of September 30, 2011 and 2010, to finance its acquisition of SDRs from other countries or to provide U.S. dollar resources for financing other ESF operations.

On a daily basis, the IMF calculates the value of the SDR using the market value in terms of the U.S. dollar from weighted amounts of each of four freely usable currencies, as defined by the IMF. These currencies are the U.S. dollar, the European euro, the Japanese yen, and the British pound sterling. The Department's SDR holdings (assets resulting from various SDR-related activities including remuneration received on interest earned on the U.S. reserve position – see Note 12) and allocations from the IMF (liabilities of the U.S. coming due only in the event of a liquidation of, or U.S. withdrawal from, the SDR Department of the IMF, or cancellation of SDRs) are revalued monthly based on the SDR valuation rate calculated by the IMF, resulting in the recognition of unrealized gains or losses on revaluation.

Pursuant to the IMF Articles of Agreement, SDRs allocated to or otherwise acquired by the United States are permanent resources unless:

- cancelled by the Board of Governors pursuant to an 85.0 percent majority decision of the total voting power of IMF members;

- the SDR Department of the IMF is liquidated;
- the IMF is liquidated; or
- the United States chooses to withdraw from the IMF or terminate its participation in the SDR Department

Except for the payment of interest and charges on SDR allocations to the United States, the payment of the Department's commitment related to SDR allocations is conditional on events listed above, in which the United States has a substantial or controlling voice. Allocations of SDRs were made in 1970, 1971, 1972, 1979, 1980, 1981, and 2009.

As of September 30, 2011 and 2010, the total amount of SDR holdings of the United States was the equivalent of \$55.9 billion and \$57.4 billion, respectively. As of September 30, 2011 and 2010, the total amount of cumulative SDR allocations to the United States was the equivalent of \$55.1 billion and \$54.9 billion, respectively. The United States has received no SDR allocations since 2009.

During fiscal years 2011 and 2010, the United States received remuneration on its reserve position in the IMF at the prevailing rates in the amount of \$63.1 million and \$23.4 million equivalent of SDRs, respectively.

Securities Purchased Under Agreement to Resell

The FRBNY, on behalf of ESF, enters into transactions to purchase foreign-currency-denominated government-debt securities under agreements to resell for which the accepted collateral is the debt instruments, denominated in Euros, and issued or guaranteed in full by European governments. These agreements are subject to daily margining requirements.

NON-ENTITY

Cash, Foreign Currency, and Other Monetary Assets

Non-entity cash, foreign currency, and other monetary assets include the Operating Cash of the U.S. Government, managed by the Department. Also included is foreign currency maintained by various U.S. disbursing offices. It also includes seized monetary instruments, undistributed cash, and offers in compromises which are maintained as the result of the Department's tax collecting responsibilities.

The Operating Cash of the U.S. Government represents balances from tax collections, other revenues, federal debt receipts, and other various receipts net of checks outstanding, which are held in the FRBs, foreign and domestic financial institutions, and in U.S. Treasury tax and loan accounts at commercial banks.

Operating Cash of the U.S. Government is either insured by the FDIC (for balances up to \$250,000 as of September 30, 2011 and 2010), collateralized by securities pledged by the depository institutions and held by FRB, or through securities held under reverse repurchase agreements.

Supplementary Financing Program

The SFP is a temporary program announced on September 17, 2008, by the Department and the Federal Reserve, to provide emergency cash for Federal Reserve initiatives aimed at addressing the ongoing crisis in financial markets. As of September 30, 2011, there were no outstanding cash management bills earmarked for SFP, as compared to eight outstanding cash management bills totaling \$200.0 billion as of September 30, 2010.

6. GOLD AND SILVER RESERVES, AND GOLD CERTIFICATES ISSUED TO THE FEDERAL RESERVE BANKS

The Department, through the Mint, is responsible for safeguarding most of the U.S. Government's gold and silver reserves in accordance with 31 USC §5117. Most of the gold and all of the silver reserves are in the custody of the Mint, and a smaller portion of the gold is in the custody of the FRBs.

The gold reserves being held by the Department are partially offset by a liability for gold certificates issued by the Secretary to the FRBNY at the statutory rate, as provided in 31 USC §5117. Since 1934, Gold Certificates have been issued in non-definitive or book-entry form to the FRBNY. The Department's liability incurred by issuing the Gold Certificates, as reported on the Consolidated Balance Sheets, is limited to the gold being held by the Department at the statutory value. Upon issuance of Gold Certificates to the FRBNY, the proceeds from the certificates are deposited into the operating cash of the U.S. Government. All of the Department's certificates issued are payable to the FRBNY. The Mint also holds 100,000 fine troy ounces (FTO) (\$4 million) of gold reserves without certificates.

The gold and silver bullion reserve (deep storage and working stock) are reported at the values stated in 31 USC § 5116 – 5117 (statutory rates) which are \$42.2222 per FTO of gold and no less than \$1.292929292 per FTO of silver. Accordingly, the silver is valued at \$1.292929292 per FTO. As of September 30, 2011 and 2010, the value of gold and silver reserves consisted of the following (in millions):

	FTOs	Statutory Rate	2011 Statutory Value	Market Rate Per FTO	2011 Market Value
Gold	248,046,116	\$ 42.2222	\$ 10,473	\$ 1,620.00	\$ 401,835
Gold Held by Federal Reserve Banks	13,452,784	\$ 42.2222	568	\$ 1,620.00	21,794
Total Gold	261,498,900		11,041		423,629
Silver	16,000,000	\$ 1.2929	21	\$ 30.45	487
Total Gold and Silver Reserves			\$ 11,062		\$ 424,116

	FTOs	Statutory Rate	2010 Statutory Value	Market Rate Per FTO	2010 Market Value
Gold	248,046,116	\$ 42.2222	\$ 10,473	\$ 1,307.00	\$ 324,196
Gold Held by Federal Reserve Banks	13,452,784	\$ 42.2222	568	\$ 1,307.00	17,583
Total Gold	261,498,900		11,041		341,779
Silver	16,000,000	\$ 1.2929	21	\$ 22.07	353
Total Gold and Silver Reserves			\$ 11,062		\$ 342,132

7. TROUBLED ASSET RELIEF PROGRAM – CREDIT PROGRAM RECEIVABLES, NET

The Department administers a number of programs designed to stabilize the financial system and restore the flow of credit to consumers and businesses. Through TARP, the Department made direct loans, equity investments, and entered into other credit programs, which consist of an asset guarantee program and a loss-sharing program. On October 3, 2010, TARP's authority to make new commitments to purchase or guarantee troubled assets expired. The table below is a list of TARP programs and types.

Program	Program Type
Direct Loans and Equity Investments	
Capital Purchase Program	Equity Investment/Subordinated Debentures
American International Group, Inc. Investment Program	Equity Investment
Targeted Investment Program	Equity Investment
Automotive Industry Financing Program	Equity Investment and Direct Loan
Consumer and Business Lending Initiative:	
• Term Asset-Backed Securities Loan Facility	Subordinated Debentures
• SBA 7 (a) Security Purchase Program	Direct Loan
• Community Development Capital Initiative	Equity Investment/Subordinated Debentures
Public-Private Investment Program	Equity Investment and Direct Loan
Other Credit Programs	
Asset Guarantee Program	Asset Guarantee
FHA - Refinance Program	Loss-Sharing Program with FHA

VALUATION METHODOLOGY

The Department applies the provisions of SFFAS No. 2 as amended, to account for direct loans, equity investments, and other credit programs. This standard requires measurement of the asset or liability at the net present value of the estimated future cash flows. The cash-flow estimates for each transaction reflect the actual structure of the instruments. For each of these instruments, analytical cash-flow models generate estimated cash flows to and from the Department over the estimated term of the instrument. Further, each cash-flow model reflects the specific terms and conditions of the program, technical assumptions regarding the underlying assets, risk of default or other losses, and other factors as appropriate. The models also incorporate an adjustment for market risk to reflect the additional return required by the market to compensate for variability around the expected losses reflected in the cash flows (the “unexpected loss”).

The adjustment for market risk requires the Department to determine the return that would be required by market participants to enter into similar transactions or to purchase the assets held by the Department. Accordingly, the measurement of the assets attempts to represent the proceeds expected to be received if the assets were sold to a market participant in an orderly transaction. The methodology employed for determining market risk for equity investments generally involves a calibration to market prices of similar securities that results in measuring equity investments at fair value. The adjustment for market risk for loans is intended to capture the risk of unexpected losses, but not intended to represent fair value, i.e. the proceeds that would be expected to be received if the loans were sold to a market participant. The Department uses market observable inputs, when available, in developing cash flows and incorporating the adjustment required for market risk. For purposes of this disclosure, the Department has classified the various investments as follows, based on the observability of inputs that are significant to the measurement of the asset:

Quoted Prices for Identical Assets: The measurement of assets in this classification is based on direct market quotes for the specific asset, e.g. quoted prices of common stock.

Significant Observable Inputs: The measurement of assets in this classification is primarily derived from market observable data, other than a direct market quote, for the asset. This data could be market quotes for similar assets for the same entity.

Significant Unobservable Inputs: The measurement of assets in this classification is primarily derived from inputs which generally represent management’s best estimate of how a market participant would assess the risk inherent in the asset. These unobservable inputs are used because there is little to no direct market activity.

The table below displays the assets held as of September 30, 2011 and 2010, by the observability of inputs significant to the measurement of each value (in millions):

Program	Quoted Prices for Identical Assets	Significant Observable Inputs	Significant Unobservable Inputs	2011 Total
Capital Purchase Program	\$ 202	\$ -	\$ 12,240	\$ 12,442
American International Group, Inc. Investment Program	21,076	9,294	-	30,370
Automotive Industry Financing Program	10,091	-	7,747	17,838
Consumer and Business Lending Initiative, which includes TALF, SBA 7 (a) securities and CDCI	-	126	951	1,077
Public-Private Investment Program	-	-	18,377	18,377
Asset Guarantee Program	-	739	-	739
Total TARP Programs	\$ 31,369	\$ 10,159	\$ 39,315	\$ 80,843

Note: Of the combined TARP Program totaling \$80.8 billion at September 30, 2011, \$739 million represented other intra-governmental assets and \$80.1 billion represented assets with the public as reported on the Consolidated Balance Sheets.

Program	Quoted Prices for Identical Assets	Significant Observable Inputs	Significant Unobservable Inputs	2010 Total
Capital Purchase Program	\$ 14,899	\$ -	\$ 33,334	\$ 48,233
American International Group, Inc. Investment Program	-	-	26,138	26,138
Targeted Investment Program	-	-	1	1
Automotive Industry Financing Program	-	-	52,709	52,709
Consumer and Business Lending Initiative, which includes TALF, SBA 7 (a) securities and CDCI	-	-	966	966
Public-Private Investment Program	-	-	14,405	14,405
Asset Guarantee Program	2,240	815	-	3,055
Total TARP Programs	\$ 17,139	\$ 815	\$ 127,553	\$ 145,507

Note: Of the combined TARP Program totaling \$145.5 billion at September 30, 2010, \$815 million represented other intra-governmental assets and \$144.7 billion represented assets with the public as reported on the Consolidated Balance Sheets.

The following provides a description of the methodology used to develop the cash flows and incorporate the market risk into the measurement of the Department's assets.

Financial Institution Equity Investments

Financial Institution Equity Investments consist of investments made under the Capital Purchase Program, Targeted Investment Program and the Community Development Capital Initiative. The estimated values of preferred equity investments are the net present values of the expected dividend payments and repurchases. The model assumes that the key decisions affecting whether or not institutions pay their preferred dividends are made by each institution based on the strength of their balance sheet. The model assumes a probabilistic evolution of each institution's asset-to-liability ratio (the asset-to-liability ratio is based on the estimated fair value of the institution's assets against its liabilities). Each institution's assets are subject to uncertain returns and institutions are assumed to manage their asset to liability ratio in such a way that it reverts over time to a target level. Historical volatility is used to scale the likely evolution of each institution's asset-to-liability ratio.

In the model, when equity decreases, i.e. the asset-to-liability ratio falls, institutions are increasingly likely to default, either because they enter bankruptcy or are closed by regulators. The probability of default is estimated based on the performance of a large sample of U.S. banks over the period of 1990-2010. At the other end of the spectrum, institutions call their preferred shares when the present value of expected future dividends exceeds the call price; this occurs when equity is high and interest rates are low. Inputs to the model include institution specific accounting data obtained from regulatory filings, an institution's stock price volatility, historical bank failure information, as well as market prices of

comparable securities trading in the market. The market risk adjustment is obtained through a calibration process to the market value of certain trading securities of financial institutions within the TARP programs. The Department estimates the values and projects the cash flows of warrants using an option-pricing approach based on the current stock price and its volatility. Investments in common stock which are exchange traded are valued at the quoted market price as of fiscal year end.

American International Group, Inc. Investment Program

As of September 30, 2011, the Department held 960 million shares of AIG common stock. Investments in AIG common stock were valued at the quoted market price as of September 30, 2011. The Department also held interests in certain AIG SPVs. To estimate the value of the assets underlying the preferred interests in the SPVs, the Department sums the value of the common equity shares held by the SPVs, any cash held in escrow from previous asset sales, and the weighted average value of the remaining assets under different scenarios. Because the resulting value greatly exceeds the liquidation preference of the investments in SPVs, the SPVs were valued at the liquidation preference.

In fiscal year 2010, the method used to measure AIG preferred shares was broadly analogous to the approach used to measure financial institution preferred shares. However, the size of the Departments' holding of preferred shares relative to AIG's total balance sheet made the valuation extremely sensitive to assumptions about the recovery ratio for preferred shares should AIG default. Also, no market prices for comparable preferred shares existed. Therefore, the Department based the AIG investment valuation on the observed market values of publicly traded junior subordinated debt, adjusted for the Department's position in the capital structure. Additionally, an external asset manager provided estimated fair value amounts, premised on public information, which were considered by the Department in its measurements.

Auto Industry Financing Program Investments and Loans

As of September 30, 2011, the Department held 500 million shares of common stock in General Motors Company (New GM) that were valued by multiplying the publicly traded share price by the number of shares held.

As of September 30, 2010, the Department held a 60.8 percent stake in the common stock of New GM. As New GM common stock was not publicly traded as of September 30, 2010, and because the unsecured bond holders in General Motors Corporation (Old GM) received 10.0 percent of the common equity ownership and warrants in New GM, the expected recovery rate implied by the trading prices of the Old GM bonds provided the implied value of the New GM equity. The Department used this implied equity value to account for its common stock ownership in New GM as of September 30, 2010. As of September 30, 2010, investments in GM preferred shares were valued in a manner broadly analogous to the methodology used for financial institution equity investments.

As of September 30, 2010, the Department held a 9.9 percent stake in the common stock of Chrysler. As Chrysler common stock was not publicly traded as of September 30, 2010, the Department created a pro forma balance sheet for post-bankruptcy Chrysler and used the estimated book value to account for its common stock ownership in Chrysler.

As of September 30, 2010, the Department valued direct loans to GM and Chrysler using an analytical model that estimates the net present value of the expected principal, interest, and other scheduled payments taking into account potential defaults. In the event of an institution's default, these models include estimates of recoveries, incorporating the effects of any collateral provided by the contract. The probability of default and losses given default are estimated by using historical data when available, or publicly available proxy data, including credit rating agencies historical performance data. The models also incorporate an adjustment for market risk to reflect the additional return on capital that would be required by a market participant.

As of September 30, 2011 and 2010, for investments in Ally Financial's (Ally, formerly known as GMAC, Inc.) common equity and mandatorily convertible preferred stock, which is valued on an "if-converted" basis, the Department used certain valuation multiples such as price-to-earnings, price-to-tangible book value, and asset manager valuations to estimate the value of the shares. The multiples were based on those of comparable publicly-traded entities. As of September 30, 2010, the Department estimated the value of Ally's trust preferred equity instruments based on comparable publicly traded securities adjusted for factors specific to Ally, such as credit rating. The adjustment for market risk is incorporated in the data points the Department uses to determine the measurement for Ally as all points rely on market data.

Investments in Special Purpose Vehicles

In addition to the preferred interests in AIG SPVs discussed previously, the Department made certain investments in other financial instruments issued by SPVs. Generally, the Department estimates the cash flows of these SPVs and then applies those cash flows to the waterfall governing the priority of payments out of the SPV.

For the loan associated with the Term Asset-Backed Securities Loan Facility (TALF), the Department model derives the cash flows to the SPV, and ultimately the Department, by simulating the performance of underlying collateral. Loss probabilities on the underlying collateral are calculated based on analysis of historical loan loss and charge-off experience by credit sector and subsector. Historical mean loss rates and volatilities are significantly stressed to reflect recent and projected performance. Simulated losses are run through cash flow models to project impairment to the TALF-eligible securities. Impaired securities are projected to be purchased by the SPV, which would require additional the Department funding. Simulation outcomes consisting of a range of loss scenarios are probability-weighted to generate the expected net present value of future cash flows.

For the Public-Private Investment Program (PPIP) investments and loans made in the Public Private Investment Funds (PPIF), the Department model derives estimated cash flows to the SPV by simulating the performance of the collateral supporting the residential mortgage-backed securities (RMBS) and commercial mortgage-backed securities (CMBS) held by the PPIF (i.e. performance of the residential and commercial mortgages). Inputs used to simulate the cash flows, which consider market risks, include unemployment forecasts, home price appreciation/depreciation forecasts, the current term structure of interest rates, historical pool performance, and estimates of the net income and value of commercial real estate supporting the CMBS.

The simulated cash flows are then run through the waterfall of the RMBS/CMBS to determine the estimated cash flows to the SPV. Once determined, these cash flows are run through the waterfall of the PPIF to determine the expected cash flows to the Department through both the equity investments and loans.

SBA 7(a) Securities

The valuation of SBA 7(a) securities is based on the discounted estimated cash-flows of the securities.

Asset Guarantee Program

During fiscal year 2010, an agreement was entered into to terminate the guarantee of the Department to pay for any defaults on certain loans and securities held by Citibank. After the termination, the Department still held some of the trust preferred securities (initially received as the guarantee fee) and warrants issued by Citigroup and the potential to receive \$800 million (liquidation preference) of additional Citigroup trust preferred securities from the FDIC (see later discussion of the Asset Guarantee Program (AGP)). As of September 30, 2011 and 2010, the instruments within the AGP were valued in a manner broadly analogous to the methodology used for financial institution equity investments.

DIRECT LOAN AND EQUITY INVESTMENT PROGRAMS**Capital Purchase Program**

In October 2008, the Department began implementation of the TARP with the Capital Purchase Program (CPP), designed to help stabilize the financial system by assisting in building the capital base of certain viable U.S. financial institutions to increase the capacity of those institutions to lend to businesses and consumers and support the economy. Under this program, the Department purchased senior perpetual preferred stock from qualifying U.S. controlled banks, savings associations, and certain bank and savings and loan holding companies (Qualified Financial Institution or QFI). The senior preferred stock has a stated dividend rate of 5.0 percent through year five, increasing to 9.0 percent in subsequent years. The dividends are cumulative for bank holding companies and subsidiaries of bank holding companies, and non-cumulative for others, and payable when and if declared by the institution's board of directors. QFIs that are Sub-chapter S corporations issued subordinated debentures in order to maintain compliance with the Internal Revenue Code. The maturity of the subordinated debentures is 30 years and interest rates are 7.7 percent for the first five years, and 13.8 percent for the remaining years. QFIs, subject to regulatory approval, may repay the Department's investment at any time. For fiscal years 2011 and 2010, repayments and sales of CPP investments totaled \$30.2 billion and \$81.5 billion, respectively.

In addition to the senior preferred stock, the Department received warrants, as required by section 113(d) of the *Emergency Economic Stabilization Act* (EESA), from public QFIs to purchase a number of shares of common stock. The warrants have an aggregate exercise price equal to 15.0 percent of the total senior preferred stock investment. Prior to December 31, 2009, in the event a public QFI completed one or more qualified equity offerings with aggregate gross proceeds of not less than 100.0 percent of the senior perpetual preferred stock investment, the number of shares subject to the warrants was reduced by 50.0 percent. As of December 31, 2009, a total of 38 QFIs reduced the number of shares available under the warrants as a result of this provision. The warrants have a ten-year term. Subsequent to December 31, 2009, the Department may exercise any warrants held in whole or in part at any time.

The Department received warrants from non-public QFIs for the purchase of additional senior preferred stock (or subordinated debentures if appropriate) with a stated dividend rate of 9.0 percent (13.8 percent interest rate for subordinate debentures) and a liquidation preference equal to 5.0 percent of the total senior preferred stock (additional subordinate debenture) investment. These warrants were immediately exercised and resulted in the Department holding additional senior preferred stock (subordinated debentures) (collectively referred to as "warrant preferred stock") of non-public QFIs. The Department did not receive warrants from financial institutions considered Community Development Financial Institutions (CDFIs). A total of seven and 35 institutions considered CDFIs were in the CPP portfolio as of September 30, 2011 and 2010, respectively.

The Secretary may liquidate the warrants associated with repurchased senior preferred stock at the market price. A QFI, upon the repurchase of its senior preferred stock, also has the contractual right to repurchase the common stock warrants at the market price.

The task of managing the investments in CPP banks may require that the Department enter into certain agreements to exchange and/or convert existing investments in order to achieve the best possible return for taxpayers.

In fiscal year 2009, the Department entered into an exchange agreement with Citigroup under which the Department exchanged \$25.0 billion of its investment in senior preferred stock for 7.7 billion common shares of Citigroup stock, at \$3.25 per share. In April 2010, the Department began a process of selling the Citigroup common stock. As of September 30, 2010, the Department had sold approximately 4.0 billion for total proceeds of \$16.1 billion, resulting in proceeds from sales in excess of cost of \$3.0 billion; the Department continued to hold approximately 3.7 billion shares of

Citigroup common stock with an estimated fair value of \$14.3 billion, based on the September 30, 2010, closing price of \$3.91 per share.

During fiscal year 2011, the Department sold all of its remaining Citigroup common stock by December 2010, generating cash proceeds of \$15.8 billion, which were in excess of cost of \$3.9 billion. Total gross proceeds from Citigroup stock sales between April and December 2010, were \$31.9 billion. Also, in January 2011, the Department sold its Citigroup warrants held under CPP, for a total of \$55 million.

The Department has entered into other transactions with various financial institutions including exchanging existing preferred shares for a like amount of non-tax deductible Trust Preferred Securities, exchanging preferred shares for shares of mandatorily convertible preferred securities and selling preferred shares to financial institutions that were acquiring the QFIs that had issued the preferred shares. Generally, the transactions are entered into with financial institutions in poor financial condition with a high likelihood of failure. As such, in accordance with SFFAS No. 2, these transactions are considered workouts and not modifications. The changes in cost associated with these transactions are captured in the year-end reestimates.

During fiscal year 2011, certain financial institutions participating in CPP became eligible to exchange their TARP-held stock investments to preferred stock in the SBLF, a separate Department program not a part of the TARP. Because this refinance was not considered in the formulation estimate for the CPP program, a modification was recorded in May 2011, resulting in a subsidy cost reduction of \$1.0 billion.

During fiscal year 2010, certain financial institutions participating in CPP which were in good standing became eligible to refinance their Department-held stock investments to preferred stock under the Community Development Capital Initiative (CDCI) of the Consumer and Business Lending Initiative Program (CBLI). This was not considered in the formulation estimate for the CPP program. As a result, the Department recorded a modification subsidy cost reduction of \$32 million in the CPP program for this option during fiscal year 2010.

In fiscal year 2011, the Department made no write offs of CPP investments. In fiscal year 2010, as a result of the culmination of Chapter 11 bankruptcy proceedings, the Department wrote off its \$2.3 billion investment in CIT Group Inc., and will not recover any amounts associated with it. In addition, during fiscal year 2011, eight institutions in which the Department had invested \$190 million were closed by their regulators. During fiscal year 2010, four financial institutions in which the Department invested \$396 million, either filed for bankruptcy or were closed by their regulators. The Department does not anticipate recovery of these investments and therefore the value of these shares is reflected at zero as of September 30, 2011 and 2010. The ultimate amount received, if any, from the investments in institutions that filed for bankruptcy and institutions closed by regulators will depend primarily on the outcome of the bankruptcy proceedings and of each institution's receivership.

American International Group, Inc. Investment Program

The Department has provided assistance to systemically significant financial institutions on a case by case basis in order to help provide stability to those institutions that are critical to a functioning financial system and are at substantial risk of failure as well as to help prevent broader disruption to financial markets. In November 2008, the Department invested \$40.0 billion in AIG's cumulative Series D perpetual cumulative preferred stock with a dividend rate of 10.0 percent, compounded quarterly. The Department also received a warrant for the purchase of approximately 54 million shares (adjusted to 3 million shares after a 20:1 reverse stock split) of AIG common stock. On April 17, 2009, AIG and the Department restructured their November 2008 agreement. Under the restructuring, the Department exchanged \$40.0 billion of cumulative Series D preferred stock for \$41.6 billion of non-cumulative 10.0 percent Series E preferred stock.

Additionally, the Department agreed to make available an additional \$29.8 billion capital facility to allow AIG to draw additional funds if needed to assist in its restructuring.

The Department's investment related to the capital facility consisted of Series F non-cumulative perpetual preferred stock with no initial liquidation preference, and a warrant for the purchase of 3,000 shares (adjusted to 150 shares after a 20:1 reverse stock split of AIG common stock). This liquidation preference increased with any draw down by AIG on the facility. The dividend rate applicable to these shares was 10.0 percent, payable quarterly, if declared, on the outstanding liquidation preference. As of September 30, 2011 and 2010, AIG had drawn \$20.3 billion and \$7.5 billion from the capital facility, respectively, for an aggregate total of \$27.8 billion drawn. According to the terms of the preferred stock, if AIG missed four dividend payments, the Department could appoint to the AIG board of directors, the greater of two members or 20.0 percent of the total number of directors of the Company. On April 1, 2010, the Department appointed two directors to the Company's board as a result of non-payments of dividends. The additional two directors increased the total number of AIG directors to twelve. The two additional Department-appointed directors remained on the board as of September 30, 2011.

On September 30, 2010, the Department, FRBNY and AIG announced plans for a restructuring of the U.S. Government's investments in AIG. The restructuring, which occurred on January 14, 2011, converted the Department's \$27.8 billion investment in Series F preferred stock into \$20.3 billion of interest in AIG SPVs, and 168 million shares of AIG common stock. The remaining \$2.0 billion of undrawn Series F capital facility shares were exchanged for 20,000 shares of Series G Cumulative Mandatory Convertible Preferred Stock equity capital facility under which AIG had the right to draw up to \$2.0 billion. On May 27, 2011, pursuant to the terms of the agreements governing the Series G Preferred Stock, the available amount of the Series G Preferred Stock was reduced to zero as a result of AIG's primary offering of its common stock, and the Series G Preferred Stock was cancelled. The \$40 billion investment in Series E preferred converted into 925 million shares of AIG common stock. Additionally, the credit facility between FRBNY and AIG was terminated, and the Department separately (not TARP) received 563 million shares of AIG common stock from it as part of the restructuring transaction on behalf of the General Fund (see Note 26 for further discussion of AIG Investments held by the Department on behalf of the General Fund).

At the completion of the January 14, 2011 restructuring, the Department, including TARP, held a combined total of 1.7 billion shares of AIG common stock, or 92.1 percent. In May 2011, the Department, including TARP, sold 200 million shares of its AIG common stock for \$5.8 billion, of which the General Fund and TARP received \$2.0 billion and \$3.8 billion, respectively. In fiscal year 2011, the Department received \$11.5 billion in distributions from the AIG SPVs, reduced its outstanding balance relating to the AIG SPVs by \$11.2 billion, and received dividends of \$246 million. The Department also capitalized dividend income of \$204 million. Additionally, the Department received fees of \$165 million from AIG. The department received no payments from AIG in fiscal year 2010.

At September 30, 2011, the Department owned 1.5 billion shares of AIG common stock with a market value totaling approximately \$31.9 billion, or 76.9 percent of AIG's outstanding common stock on a fully diluted basis, of which TARP owned 50.8 percent. The Department also owned preferred units in an AIG SPV with an outstanding balance of \$9.3 billion.

Targeted Investment Program

The Targeted Investment Program (TIP) was designed to prevent a loss of confidence in financial institutions that could result in significant market disruptions, threatening the financial strength of similarly situated financial institutions, impairing broader financial markets, and undermining the overall economy. The Department considered institutions as candidates for the TIP on a case-by-case basis, based on a number of factors including the threats posed by

destabilization of the institution, the risks caused by a loss of confidence in the institution, and the institution's importance to the nation's economy.

Under TIP, the Department invested \$20 billion in Citigroup in December 2008 and \$20 billion in Bank of America in January 2009. In December 2009, both institutions repaid the amounts invested along with dividends through the date of repayment. In fiscal year 2010, the Department received a total of \$1.1 billion in dividends on the Bank of America and Citigroup investments and proceeds of \$1.2 billion from the sale of Bank of America warrants. In fiscal year 2011, the Department sold its warrants from Citigroup under TIP for \$190 million, and closed the program.

Automotive Industry Financing Program

The Automotive Industry Financing Program (AIFP) was designed to help prevent a significant disruption of the American automotive industry, which could have had a negative effect on the economy of the United States.

General Motors Company and General Motors Corporation

In fiscal year 2009, the Department provided \$49.5 billion to Old GM through various loan agreements including the initial loan for general and working capital purposes and the final loan for debtor in possession (DIP) financing while Old GM was in bankruptcy. The Department assigned its rights in these various loans (with the exception of \$986 million which remained in Old GM for wind-down purposes and \$7.1 billion that would be assumed) and previously received common stock warrants in a newly created entity, New GM. New GM used the assigned loans and warrants to credit bid for substantially all of the assets of Old GM in a sale pursuant to Section 363 of the Bankruptcy Code. During fiscal year 2009, upon closing of the Section 363 sale, the credit bid loans and warrants were extinguished and the Department received \$2.1 billion in 9.0 percent cumulative perpetual preferred stock and 60.8 percent of the common equity interest in New GM. In addition, New GM assumed \$7.1 billion of the DIP loan, simultaneously paying \$361 million (return of warranty program funds), resulting in a balance of \$6.7 billion. The assets received by the Department as a result of the assignment and Section 363 sale are considered recoveries of the original loans for subsidy cost estimation purposes.

During fiscal year 2010, the Department received the remaining \$6.7 billion as full repayment of the DIP loan assumed. As of September 30, 2010, the Department also received \$189 million in dividends and \$343 million in interest on New GM preferred stock and the loan prior to repayment, respectively. At September 30, 2010, the Department held 60.8 percent of the common stock of New GM and \$2.1 billion in preferred stock.

During fiscal year 2011, pursuant to a letter agreement, New GM repurchased its preferred stock for 102.0 percent of its liquidation amount, or \$2.1 billion. As part of an initial public offering by New GM at fiscal year 2011, the Department sold approximately 412 million shares of its common stock for \$13.5 billion, at an average price of \$32.75 per share (net of fees). The sale resulted in net proceeds less than cost of \$4.4 billion. At September 30, 2011, the Department held 500 million shares of the common stock of New GM, which represents approximately 32.0 percent of the common stock of the New GM outstanding. The common stock price of New GM has declined \$7.0 billion since its IPO. Market value of the shares as of September 30, 2011, was \$10.1 billion.

On March 31, 2011, the Plan of Liquidation for Old GM became effective and the Department's \$986 million loan was converted to an administrative claim. The Department retains the right to recover additional proceeds but recoveries are dependent on actual liquidation proceeds and pending litigation. The Department recovered \$111 million in fiscal year 2011 on the administrative claim. The Department does not expect to recover any significant additional proceeds from this claim.

GMAC LLC Rights Offering

In December 2008, the Department agreed, in principal, to lend up to \$1.0 billion to Old GM for participation in a rights offering by GMAC LLC (now known as Ally Financial, Inc.) in support of GMAC LLC's reorganization as a bank holding company. The loan was secured by the GMAC LLC common interest acquired in the rights offering. The loan was funded for \$884 million. In May 2009, the Department exercised its exchange option under the loan and received 190,921 membership interests, representing approximately 35.36 percent of the voting interest at that time, in GMAC LLC in full satisfaction of the loan. As of September 30, 2011 and 2010, the Department continued to hold the ownership interests obtained in this transaction (see further discussion of GMAC holdings under Ally Financial Inc. in this note).

Chrysler Group LLC and Chrysler Holding LLC

In fiscal year 2009, the Department invested \$5.9 billion in Chrysler Holding LLC (Old Chrysler) consisting of \$4.0 billion for general and working capital purposes (the general purpose loan) and \$1.9 billion in DIP financing while Old Chrysler was in bankruptcy. Upon entering bankruptcy, a portion of Old Chrysler was sold to a newly created entity, Chrysler Group LLC (New Chrysler). Under the terms of the bankruptcy agreement, \$500 million of the general purpose loan was assumed by New Chrysler. In fiscal year 2010, the Department received \$1.9 billion on the general purpose loan and wrote off remaining \$1.6 billion. Recovery of the \$1.9 billion DIP loan was subject to the liquidation of collateral remaining with Old Chrysler. In fiscal year 2010, as part of a liquidation plan, the Departments' DIP loan to Old Chrysler was extinguished, and the Department retained a right to receive proceeds from a liquidation trust. The Department received \$8 million and \$40 million from liquidation trust during fiscal year 2011 and 2010, respectively.

Under the terms of the bankruptcy agreement, the Department committed to make a \$7.1 billion loan to New Chrysler, consisting of up to \$6.6 billion of new funding and \$500 million of assumed debt from the general purpose loan with Old Chrysler. The loan was secured by a first priority lien on the assets of New Chrysler. Funding of the loan was available in two installments or tranches (B and C), each with varying availability and terms. Tranche B provided an additional \$2.0 billion loan funded at closing. Tranche C included the \$500 million assumed from the general purpose loan and provided \$2.6 billion which was funded at closing. Interest on both Tranches was payable in-kind through December 2009 and added to the principal balance of the respective Tranche. Interest was paid quarterly beginning March 31, 2010. Additional in-kind interest was accrued at \$17 million a quarter and added to the Tranche C loan balance subject to interest at the appropriate rate. In fiscal year 2010, the Department recognized \$344 million of paid in-kind interest capitalized to these loans and received \$382 million of interest.

The Department also obtained other consideration including a 9.9 percent equity interest in New Chrysler and additional notes with principal balances of \$284 million and \$100 million. Fiat SpA (the Italian automaker), the Canadian government and the United Auto Workers (UAW) retiree healthcare trust were the other shareholders in New Chrysler.

In May 2011, New Chrysler repaid both Tranche B and C principal balances of \$5.1 billion, the additional notes totaling \$384 million and all interest due. New Chrysler's ability to draw the remaining \$2.1 billion loan commitment was terminated. In July 2011, Fiat SpA paid the Department \$560 million for its remaining interest in New Chrysler and the Departments' rights under an agreement the UAW retiree healthcare trust pertaining to the trust's shares in new Chrysler.

As a result of the fiscal year 2011 transactions, the Department has no remaining interest in New Chrysler as of September 30, 2011. Total net proceeds received relating to these fiscal year 2011 transactions were \$896 million less than the Departments' cost. The Department continues to hold a right to receive proceeds from a bankruptcy liquidation trust but no significant cash flows are expected.

Ally Financial Inc. (formerly known as GMAC Inc.)

The Department invested a total of \$16.3 billion in GMAC Inc. between December 2008 and December 2009 to help support its ability to originate new loans to GM and Chrysler dealers and consumers, and to help address GMAC's capital needs. In May 2010, GMAC changed its corporate name to Ally Financial, Inc. (Ally). As a result of original investments, exchanges, conversions and warrant exercises, at September 30, 2010, the Department held 450,121 shares of Ally common stock (representing 56.3 percent of the company's outstanding common stock including ownership interest from the GMAC LLC Rights Offering previously discussed), 3 million shares of 8.0 percent cumulative Trust Preferred Securities (TRuPS) with a \$1,000 per share liquidation preference and 229 million shares of Ally Series F-2 Mandatorily Convertible Preferred Securities. The Series F-2, with a \$50 per share liquidation preference and a stated dividend rate of 9.0 percent, is convertible into Ally common stock at Ally's option subject to the approval of the FRB and consent by the Department or pursuant to an order by the FRB compelling such conversion. The Series F-2 security is also convertible at the option of the Department upon certain specified corporate events. Absent an optional conversion, any Series F-2 remaining will automatically convert to common stock after seven years from the issuance date. The applicable conversion rate is the greater of the (i) initial conversion rate (0.00432) or (ii) adjusted conversion rate (i.e. the liquidation amount per share of the Series F-2 divided by the weighted average price at which the shares of common equity securities were sold or the price implied by the conversion of securities into common equity securities, subject to anti-dilution provisions).

In December 2010, 110 million shares of the Series F-2 preferred stock were converted into 531,850 shares of Ally common stock, resulting in the Department holdings of Series F-2 preferred decreasing to 119 million shares, and the Department holdings in common stock of Ally increasing to 981,971 shares, representing 73.8 percent of Ally's outstanding common stock.

During fiscal year 2011, the agreement between Ally and the Department regarding its TRuPS was amended to facilitate the Department's sale of its TRuPS on the open market. Because this amendment to agreement terms was not considered in the formulation subsidy cost estimate for the AIFP program, the Department recorded a modification resulting in a subsidy cost reduction of \$174 million.

In March 2011, the Department sold its TRuPS for its cost of \$2.7 billion, resulting in proceeds in excess of cost of \$127 million. On March 31, 2011, the Department announced that it had agreed to be named as a selling shareholder of common stock in Ally's registration statement filed with the Securities and Exchange Commission (SEC) for a proposed initial public offering. Since March 31, 2011, Ally has filed four amendments in response to SEC comments; there has been no public offering.

At September 30, 2011, the Department held 981,971 shares of common stock (73.84 percent of Ally's outstanding common stock) and 119 million shares of the Series F-2 preferred securities. The Series F-2 are convertible into at least 513,000 shares of common stock, which if combined with the common stock currently owned, would represent 81.0 percent ownership of Ally common stock by the Department. In fiscal year 2011 and 2010, the Department received \$839 million and \$1.2 billion in dividends from Ally.

Consumer and Business Lending Initiative

The Consumer and Business Lending Initiative (CBLI) was intended to help unlock the flow of credit to consumers and small businesses. Three programs were established to help accomplish this: the Term Asset-Backed Securities Loan Facility (TALF); the Small Business Administration (SBA) 7(a) Securities Purchase Program and the Community Development Capital Initiative (CDCI). Each program is discussed in more detail below.

Term Asset-Backed Securities Loan Facility

The TALF was created to help jump start the market for securitized consumer and small business loans. The program was established by the Federal Reserve Board to provide low-cost funding to investors in certain classes of Asset Backed Securities (ABS). The Department agreed to participate in the program by providing liquidity and credit protection to the FRB.

Under the TALF, the FRBNY, as implementer of the TALF program, originated loans on a non-recourse basis to purchasers of certain AAA rated ABS secured by consumer and commercial loans and commercial mortgage backed securities (CMBS). Interest rates charged on the TALF loans depend on the weighted-average maturity of the pledged collateral, the collateral type and whether the collateral pays fixed or variable interest. The program ceased issuing new loans on June 30, 2010. As of September 30, 2011 and 2010 approximately \$11.3 billion and \$29.7 billion of loans due to the FRBNY remained outstanding.

As part of the program, the FRBNY has created the TALF, LLC, a SPV that agreed to purchase from the FRBNY any collateral it has seized due to borrower default. The TALF, LLC would fund purchases from the accumulation of monthly fees paid by the FRBNY as compensation for the agreement. Only if the TALF, LLC had insufficient funds to purchase the collateral, did the Department commit to invest up to \$20.0 billion in non-recourse subordinated notes issued by the TALF, LLC. In July 2010, the Department's commitment was reduced to \$4.3 billion. The Department disbursed \$100 million upon creation of the TALF, LLC and the remainder can be drawn to purchase collateral in the event the spread is not sufficient to cover purchases. The subordinated notes bear interest at 1-Month LIBOR plus 3.0 percent, and mature ten years from the closing date, subject to extension. Any amounts needed in excess of the Department commitment and the fees would be provided through a loan from the FRBNY. Upon wind-down of the TALF, LLC (collateral defaults, reaches final maturity or is sold), the available cash will be disbursed according to a payment priority.

The TALF, LLC is owned, controlled and consolidated by the FRBNY. The credit agreement between the Department and the TALF, LLC provides the Department with certain rights consistent with a creditor but does not constitute control. As such, TALF, LLC is not a federal entity and the assets, liabilities, revenue and cost of TALF, LLC are not included in the Department financial statements. As of September 30, 2011 and 2010, no TALF loans were in default and consequently no collateral was purchased by the TALF, LLC.

SBA 7(a) Security Purchase Program

In March 2010, the Department began purchasing securities backed by SBA 7(a) loans (7(a) Securities as part of the Unlocking Credit for Small Business Initiative. The program was created to provide additional liquidity to the market so that banks are able to make more small business loans. As of September 30, 2010, the Department had entered into trades to purchase \$356 million of these securities (excluding purchased accrued interest), of which \$241 million had been disbursed. Investments totaled \$367 million (excluding purchased accrued interest) by December 2010, when the Department's disbursements under the program were completed. In May 2011, the Department began selling its securities to bond market investors. During fiscal year 2011, the Department received \$11 million in interest and \$236 million in principal payments on the securities including returns from sales to other investors. During fiscal year 2010, the Department received \$1 million in interest and \$3 million in principal payments on these securities. As of September 30, 2011, the Department held \$128 million of SBA 7(a) securities.

Community Development Capital Initiative

In February 2010, the CDCI was created to provide additional low cost capital in Community Development Financial Institutions (CDFIs) to encourage more lending to small businesses. Under the terms of the program, the Department

purchased senior preferred stock (or subordinated debt) from eligible CDFIs with an initial dividend rate of 2.0 percent that will increase to 9.0 percent after eight years.

CDFIs participating in the CPP, subject to certain criteria, were eligible to exchange, through September 30, 2010, their CPP preferred shares (subordinated debt) then held by the Department for CDCI preferred shares (subordinated debt). These exchanges were treated as disbursements from CDCI and repayments to CPP. As of September 30, 2010, the Department had invested a cumulative \$570 million (\$363 million as a result of exchanges from CPP) in 84 institutions under the CDCI. No additional disbursements were made in fiscal year 2011. No repayments were received in fiscal years 2011 or 2010. During fiscal year 2011, the Department received \$11 million in dividends and interest from its CDCI investments.

Public-Private Investment Program

PPIP is part of the Department's efforts to help restart the financial securities market and provide liquidity for legacy assets. Under this program, the Department (as a limited partner) made equity investments in and loans to nine investment vehicles (referred to as Public Private Investment Funds or "PPIFs") established by private investment managers between September and December 2009. The equity investment was used to match private capital and equaled approximately 50.0 percent of the total equity invested. Each loan equaled 100.0 percent of total partnership equity. The loans bear interest at 1-Month LIBOR, plus 1.0 percent, payable monthly. The maturity date of each loan is the earlier of ten years or the termination of the PPIF. The loan can be prepaid without penalty. Each PPIF terminates in eight years from its commencement. The governing documents of the funds allow for two one-year extensions, subject to approval of the Department. The loan agreements also require cash flows from purchased securities received by the PPIFs to be distributed in accordance with a priority of payments schedule (waterfall) designed to help protect the interests of secured parties.

The loans are subject to certain financial covenants. As a condition of investment, the Department also received a warrant from the PPIFs entitling the Department to 2.5 percent of investment proceeds (excluding those from temporary investments) otherwise allocable to the non-Department partners after the PPIFs' return of 100.0 percent of the non-Department partner's capital contributions. Distributions relating to the warrants would occur generally upon the final distribution of each partnership. Additionally, the PPIFs pay a management fee to the fund manager from the Department's share of investment proceeds.

The PPIFs invest primarily in commercial MBS and non-agency residential MBS (CMBS and RMBS, respectively) issued prior to January 1, 2009. The PPIFs may invest in the aforementioned securities for a period of three years using proceeds from capital contribution, loans and amounts generated by previously purchased investments (subject to the requirements of the waterfall). The PPIFs are also permitted to invest in certain temporary securities, including bank deposits, U.S. Treasury securities, and certain money market mutual funds. At least 90.0 percent of the assets underlying any eligible asset must be situated in the United States.

During fiscal year 2011, the Department disbursed \$1.1 billion as equity investment and \$2.3 billion as loans to PPIFs, as compared to \$4.9 billion of equity investments and \$9.2 billion as loans in fiscal year 2010. During fiscal years 2011 and 2010, the Department received \$123 million and \$56 million in interest on loans, respectively. In addition, the Department received \$868 million and \$72 million in loan principal repayments in fiscal years 2011 and 2010, respectively. Also, during fiscal year 2011, the Department received \$735 million in equity distributions, comprised of \$306 million of dividend income, \$91 million of proceeds in excess of cost, and a \$338 million reduction of the gross investment outstanding. At September 30, 2011, the Department had equity investment in PPIFs outstanding of \$5.5

billion and loans outstanding of \$10.4 billion for a total of \$15.9 billion. At September 30, 2010, the Department had equity investment in PPIFs outstanding of \$4.8 billion and loans outstanding of \$8.9 billion for a total of \$13.7 billion.

On January 4, 2010, the Department entered into a Winding-up and Liquidation Agreement with one of the PPIFs. Prior to the signing of the agreement, the Department had invested \$356 million (\$156 million equity investment and \$200 million loan) in the fund. Upon final liquidation, the Department received \$377 million representing return of the original investment, interest on the loan and return on the equity investment and warrant. As of September 30, 2011, the Department had legal commitments to disburse up to \$4.3 billion for additional investments and loans to the eight remaining PPIFs.

OTHER CREDIT PROGRAMS

Asset Guarantee Program

The AGP provided guarantees for assets held by systemically significant financial institutions that faced a risk of losing market confidence due in large part to a portfolio of distressed or illiquid assets. Section 102 of the EESA required the Secretary to establish the AGP to guarantee troubled assets originated or issued prior to March 14, 2008, including mortgage-backed securities, and established the Troubled Assets Insurance Financing Fund (TAIFF). In accordance with Section 102(c) and (d) of the EESA, premiums from financial institutions are collected and all fees are recorded by the Department in the TAIFF. In addition, Section 102(c) (3) of the EESA requires that the original premiums assessed are “set” at a minimum level necessary to create reserves sufficient to meet anticipated claims.

In January 2009, the Department finalized the terms of a guarantee agreement with Citigroup. Under the agreement, the Department, the Federal Deposit Insurance Corporation (FDIC), and the FRBNY (collectively the USG Parties) provided protection against the possibility of large losses on an asset pool of approximately \$301.0 billion of loans and securities backed by residential and commercial real estate and other such assets, which remained on Citigroup’s balance sheet. The Department’s guarantee was limited to \$5.0 billion.

As a premium for the guarantee, Citigroup issued \$7.0 billion of cumulative perpetual preferred stock (subsequently converted to Trust Preferred Securities with similar terms) with an 8.0 percent stated dividend rate and a warrant for the purchase of common stock; \$4.0 billion and the warrant were issued to the Department, and \$3.0 billion was issued to the FDIC. The Department received \$15 million and \$265 million during the fiscal years ended September 30, 2011 and 2010, respectively, in dividends on the preferred stock received as compensation for this arrangement. These dividends have been deposited into the TAIFF. The Department had also invested in Citigroup through CPP and the TIP.

In December 2009, the USG Parties and Citigroup agreed to terminate the guarantee agreement. Under the terms of the termination agreement, the Department cancelled \$1.8 billion of the preferred stock previously issued to the Department. In addition, the FDIC agreed to transfer to the Department \$800 million of its trust preferred stock holding plus dividends. The amount the Department will receive would be reduced by any losses FDIC incurs on its Citigroup guaranteed debt. The additional preferred shares from the FDIC are included in the subsidy calculation for AGP, based on the net present value of expected future cash inflows. Termination of the agreement was not considered in the formulation estimates of the guarantee and therefore a modification that resulted in a subsidy cost reduction of \$1.4 billion was recorded in fiscal year 2010. On September 29, 2010, the Department exchanged its existing Trust Preferred Securities for securities containing market terms to facilitate a sale. On September 30, 2010, the Department agreed to sell its Trust Preferred Securities for \$2.2 billion. The Trust Preferred Securities are valued at the sales price as reflected in the 2010 consolidated financial statements. The sale settled on October 5, 2010, and additional warrants were sold in January 2011 for \$67 million, leaving only the \$800 million of trust preferred stock related receivable from the FDIC

valued at \$739 million on the Department's Balance Sheet at September 30, 2011. This receivable was valued at \$815 million as of September 30, 2010.

FHA-Refinance Program

At the end of fiscal year 2010, the Department entered into a loss-sharing agreement with the FHA to support a program in which FHA guarantees refinancing of borrowers whose homes are worth less than the remaining amounts owed under their mortgage loans. No loans were re-financed in fiscal year 2010. In fiscal year 2011, the Department established a \$50 million account, held by a commercial bank as its agent, from which any required reimbursements for losses will be paid. At September 30, 2011, 334 loans that had guaranteed, with a total value of \$73 million, had been refinanced under the program. The Department's maximum exposure related to FHA's guarantee totaled \$6 million. After considering FHA's estimated default rates, this resulted in the Department incurring a \$1 million liability. The liability has been calculated, using credit reform accounting, as the present value of the future cash outflows for the Departments' share of losses incurred on any defaults of the disbursed loans. However, losses to the Department cannot exceed 1.26 percent of the total loans guaranteed by FHA at September 30, 2011.

Subsidy Cost

During fiscal year 2011, modifications occurred in the AIFP (see Ally Financial Inc.) and CPP. During fiscal year 2010, modifications occurred within AIFP, CPP, and the AGP. See detailed discussion related to each program and related modifications above. Modification cost reductions for the fiscal years ended September 30, 2011 and 2010, totaled \$1.2 billion and \$48 million, respectively.

Changes in subsidy cost due to reestimates from year to year are mainly due to changes in market conditions and actual portfolio data. Net downward reestimates for the fiscal years ended September 30, 2011 and 2010, totaled \$11.6 billion and \$30.2 billion, respectively.

During fiscal year 2011 there were significant AIG disbursements which impacted the subsidy cost. The AIG Investment Program had a net increase in subsidy cost from disbursements and reestimates of \$1.6 billion from an \$18.5 billion downward reestimate primarily due to subsidy cost estimates recorded for \$20.3 billion for new disbursements during the fiscal year. Under budget rules, the subsidy cost estimate for these new disbursements was determined based upon subsidy rates formulated in April 2009, the period in which the Department originally agreed to make the funding available to AIG. At that time, the Department calculated a subsidy rate of 98.98 percent, which resulted in an estimated subsidy cost of \$20.1 billion associated with the \$ 20.3 billion disbursed in fiscal year 2011. The Department calculated an \$18.5 billion downward reestimate relating to these fiscal year disbursements that reflects improvements in AIG's financial condition since the original subsidy rate was formulated and the restructuring of the AIG investment to common stock offset by AIG's financial condition at September 30, 2011.

SUMMARY TABLES

The following tables provide the net composition, subsidy cost, modifications and reestimates, a reconciliation of subsidy cost allowances, budget subsidy rates, and subsidy by component for each TARP direct loan, equity investment or other credit programs for the fiscal years ended September 30, 2011 and 2010. There were no budget subsidy rates for fiscal year 2011, except for the FHA- Refinance Program, and all disbursements were from loans or investments obligated in prior years.

Troubled Asset Relief Program Direct Loans and Equity Investments

As of September 30, 2011 (in millions)	CPP	AIG	TIP	AIFP	CBLI	PIIP	2011 TOTAL
Direct Loans and Equity Investment Programs:							
Direct Loans and Equity Investment Outstanding, Gross	\$ 17,299	\$ 51,087	\$ -	\$ 37,278	\$ 798	\$ 15,943	\$ 122,405
Subsidy Cost Allowance	(4,857)	(20,717)	-	(19,440)	279	2,434	(42,301)
Direct Loans and Equity Investments Outstanding, Net	\$ 12,442	\$ 30,370	\$ -	\$ 17,838	\$ 1,077	\$ 18,377	\$ 80,104
New Loans or Investments Disbursed	\$ -	\$ 20,292	\$ -	\$ -	\$ 126	\$ 3,421	\$ 23,839
Obligations for Loans and Investments Not Yet Disbursed	\$ -	\$ -	\$ -	\$ -	\$ 4,200	\$ 4,279	\$ 8,479
Reconciliation of Subsidy Cost Allowance:							
Balance, Beginning of Period	\$ 1,546	\$ 21,405	\$ (1)	\$ 14,529	\$ (58)	\$ (676)	\$ 36,745
Subsidy Cost for Disbursements and Modifications	(1,010)	20,085	-	(174)	1	(15)	18,887
Interest and Dividend Revenue	1,283	450	-	1,280	20	428	3,461
Fee Income	-	165	-	-	-	-	165
Net Proceeds from Sales and Repurchases of Assets in Excess of (Less than) Cost	4,540	(1,918)	190	(5,165)	-	91	(2,262)
Net Interest Income (Expense) on Borrowings from BPD and Financing Account Balance	(686)	(938)	3	(945)	(32)	(418)	(3,016)
Balance, End of Period, Before Reestimates	5,673	39,249	192	9,525	(69)	(590)	53,980
Subsidy Reestimates	(816)	(18,532)	(192)	9,915	(210)	(1,844)	(11,679)
Balance, End of Period	\$ 4,857	\$ 20,717	\$ -	\$ 19,440	\$ (279)	\$ (2,434)	\$ 42,301
Reconciliation of Subsidy Cost:							
Subsidy Cost for Disbursements	\$ -	\$ 20,085	\$ -	\$ -	\$ 1	\$ (15)	\$ 20,071
Subsidy Cost for Modifications	(1,010)	-	-	(174)	-	-	(1,184)
Subsidy Reestimates	(816)	(18,532)	(192)	9,915	(210)	(1,844)	(11,679)
Total Direct Loans and Equity Investment Programs Subsidy Cost (Income)	\$ (1,826)	\$ 1,553	\$ (192)	\$ 9,741	\$ (209)	\$ (1,859)	\$ 7,208

Note: There are no budget execution rates for fiscal year 2011; since the TARP authority expired October 3, 2010, with no additional commitments made after September 30, 2010.

Troubled Asset Relief Program Direct Loans and Equity Investments

As of September 30, 2010 (in millions)	CPP	AIG	TIP	AIFP	CBLI	PIIP	2010 TOTAL
Direct Loans and Equity Investment Programs:							
Direct Loans and Equity Investment Outstanding, Gross	\$ 49,779	\$ 47,543	\$ -	\$ 67,238	\$ 908	\$ 13,729	\$ 179,197
Subsidy Cost Allowance	(1,546)	(21,405)	1	(14,529)	58	676	(36,745)
Direct Loans and Equity Investments Outstanding, Net	\$ 48,233	\$ 26,138	\$ 1	\$ 52,709	\$ 966	\$ 14,405	\$ 142,452
New Loans or Investments Disbursed	\$ 277	\$ 4,338	\$ -	\$ 3,790	\$ 811	\$ 14,157	\$ 23,373
Obligations for Loans and Investments Not Yet Disbursed	\$ -	\$ 22,292	\$ -	\$ 2,066	\$ 4,339	\$ 8,250	\$ 36,947
Reconciliation of Subsidy Cost Allowance:							
Balance, Beginning of Period	\$ (7,770)	\$ 30,054	\$ (341)	\$ 31,478	\$ (344)	\$ -	\$ 53,077
Subsidy Cost for Disbursements and Modifications	(16)	4,293	-	2,644	275	337	7,533
Interest and Dividend Revenue	3,131	-	1,143	2,475	-	228	6,977
Net Proceeds from Sales and Repurchases of Assets in Excess of cost	6,676	-	1,237	99	-	1	8,013
Net Interest Income (Expense) on Borrowings from BPD	(2,018)	(981)	(161)	(1,309)	(20)	(201)	(4,690)
Write-offs	(2,334)	-	-	(1,600)	-	-	(3,934)
Balance, End of Period, Before Reestimates	- (2,331)	- 33,366	- 1,878	- 33,787	- (89)	- 365	66,976
Subsidy Reestimates	3,877	(11,961)	(1,879)	(19,258)	31	(1,041)	(30,231)
Balance, End of Period	\$ 1,546	\$ 21,405	\$ (1)	\$ 14,529	\$ (58)	\$ (676)	\$ 36,745
Reconciliation of Subsidy Cost:							
Subsidy Cost for Disbursements	\$ 16	\$ 4,293	\$ -	\$ 1,146	\$ 275	\$ 337	\$ 6,067
Subsidy Cost for Modifications	(32)	-	-	1,498	-	-	1,466
Subsidy Reestimates	3,877	(11,961)	(1,879)	(19,258)	31	(1,041)	(30,231)
Total Direct Loans and Equity Investment Programs Subsidy Cost (Income)	\$ 3,861	\$ (7,668)	\$ (1,879)	\$ (16,614)	\$ 306	\$ (704)	\$ (22,698)

Troubled Asset Relief Program Loans, Equity Investments, and Asset Guarantee Program Budget Subsidy Rates

As of September 30, 2010	AGP	CPP	AIG	TIP	AIFP	CBLI	PPIP				
Budget Subsidy Rates, Excluding Modifications and Reestimates ^(a):											
Interest Differential		(25.62%)			37.70%	30.39%	11.72%				
Defaults		16.36%			13.78%	3.93%	-%				
Fees and Other Collections		(3.00%)			(0.38%)	-	(0.41%)				
Other		18.03%			(20.85%)	(0.41%)	(10.34%)				
Total Budget Subsidy Rate	N/A	5.77%	N/A	N/A	30.25%	33.91%	0.97%				
Subsidy Cost (Income) by Component (in millions):											
Interest Differential	\$	(71)	\$	1,415	1,429	\$	246	\$	1,880		
Defaults		45		2,907	522		32		-		
Fees and Other Collections		(8)		-	(15)		-		(55)		
Other		50		(29)	(790)		(3)		(1,488)		
Total Subsidy Cost, Excluding Modifications and Reestimates	N/A	\$	16	\$	4,293	N/A	1,146	\$	275	\$	337

^(a) The rates reflected in the table above are fiscal year 2010 budget execution rates by program. The subsidy rates disclosed pertain only to the cohorts for fiscal year 2010. These rates cannot be applied to the direct loans disbursed during fiscal year 2010 to yield the subsidy cost (income). The subsidy cost (income) for new loans reported during fiscal year 2010 could result from disbursements of loans from both 2010 cohorts and prior year cohorts. The subsidy cost (income) reported in fiscal year 2010 also includes modifications and reestimates. Therefore, the Total Subsidy Cost, Excluding Modifications and Reestimates will not equal the New Loans or Investments Disbursed multiplied by the Budget Subsidy Rate.

Troubled Asset Relief Program Asset Guarantee Program As of September 30, 2011 and 2010 (In Millions)

	2011	2010
Asset Guarantee Program:		
Intra-governmental Portion ^(a)	\$ 739	\$ 815
Portion held by the Department, net	-	2,240
Total Asset Guarantee Program	\$ 739	\$ 3,055
Reconciliation of Asset Guarantee Program:		
Balance, Beginning of Period	\$ (3,055)	\$ (1,765)
Subsidy Income for Disbursements and Modifications	-	(1,418)
Dividend Revenue	15	265
Net Proceeds from Sale of Assets in Excess of cost	2,301	-
Net Interest Income on Borrowings	(30)	(50)
Balance, End of Period, Before Reestimate	(769)	(2,968)
Subsidy Reestimate	30	(87)
Balance, End of Period	\$ (739)	\$ (3,055)
Reconciliation of Subsidy Cost (Income):		
Subsidy Income for Modifications	\$ -	\$ (1,418)
Subsidy Reestimates	30	(87)
Total Asset Guarantee Program Subsidy Cost (Income)	\$ 30	\$ (1,505)

^(a) At September 30, 2010, the net present value of the future cash flows for the Asset Guarantee Program consisted of (i) \$800 million of Citigroup trust preferred securities, plus dividends thereon, that the FDIC agreed to transfer to OFS contingent on Citigroup repaying previously issued FDIC guaranteed debt and (ii) additional Citigroup trust preferred securities valued at \$2,240, for a total of \$3,055. At September 30, 2011, only the contingent payment from the FDIC remained outstanding. The other securities were sold during fiscal year 2011.

Housing Programs Under TARP

The following housing programs under TARP provide stability for both housing markets and homeowners. These programs assist homeowners who are experiencing financial hardships to remain in their homes until their financial position improves or relocated to a more sustainable living situation. These programs fall within three initiatives:

1. Making Home Affordable Program (MHA);
2. HFA Hardest-Hit Fund, and
3. Federal Housing Administration (FHA)-Refinance Program.

The MHA includes various programs, one of which is the Home Affordable Modification Program (HAMP) first lien modification program that provides for one-time, monthly and annual incentives to servicers, borrowers, and investors who participate in the program, whereby the investor and Department share the costs of modifying qualified first liens. Another program, the FHA-HAMP, provides the same incentives as HAMP for FHA guaranteed loans. The Second Lien Program (2MP) provides additional incentives to servicers to extinguish second liens on first lien loans modified under HAMP. The Department/FHA Second Lien Program (FHA 2LP) provides for incentives to servicers for extinguishment of second liens for borrowers who refinance their first lien mortgages under the FHA-Refinance Program. The Rural Development (RD-HAMP) Program provides HAMP incentives for USDA guaranteed mortgages. The Home Price Decline Protection Program (HPDP) provides incentives to investors to partially offset losses from home price declines. In fiscal year 2010, additional programs were introduced under HAMP to complement the first lien modification program and HPDP. The Principal Reduction Alternative Waterfall Program (PRA) offers mortgage relief to eligible homeowners whose homes are worth significantly less than the remaining amounts outstanding under their first-lien mortgage. The Unemployment Program (UP) offers assistance to unemployed homeowners through temporary forbearance of a portion of their mortgage payments. The UP will not have a financial impact on the Department because no incentives are paid by the Department. Finally, the Home Affordable Foreclosure Alternatives Program (HAFA) is designed to assist eligible borrowers unable to retain their homes through a HAMP modification by simplifying and streamlining the short sale and deeds in lieu of foreclosure processes and providing incentives to borrowers, servicers and investors to pursue short sales and deeds in lieu.

All MHA disbursements are made to servicers either for themselves or for the benefit of borrowers and investors. Furthermore, all payments are contingent on borrowers remaining current on their mortgage payments. Servicers have until December 31, 2012 to enter into mortgage modifications with borrowers. Included in administrative costs are fees paid to Fannie Mae and Freddie Mac. Fannie Mae provides direct programmatic support as a third party agent on behalf of the Department. Freddie Mac provides compliance oversight of services as a third party agent on behalf of the Department, and the servicers work directly with the borrowers to modify and service the borrowers' loans.

Implemented in fiscal year 2010, the HFA Hardest-Hit Fund provides targeted aid to families in the states hit hardest by the housing market downturn and unemployment. Approved states meeting the criteria for this program develop and roll out their own programs with timing and types of programs offered targeted to address the specific needs and economic conditions of their state. States have until December 31, 2017 to enter into agreements with borrowers.

The FHA-Refinance Program is a joint initiative with the HUD which is intended to encourage refinancing of existing underwater (i.e. the borrower owes more than the home is worth) mortgage loans not currently insured by FHA into FHA-insured mortgages. HUD will pay a portion of the amount refinanced to the investor and the Department will pay incentives to encourage the extinguishment of second liens associated with the refinanced mortgages. The Department established a letter of credit that obligated the Department portion of any claims associated with the FHA-guaranteed mortgages. The OMB determined that for budgetary purposes, the FHA-Refinance Program cost is calculated under the

FCRA; therefore the liability is calculated at the net present value of estimated future cash flows. Homeowners can refinance into FHA-guaranteed mortgages through December 31, 2012 and the Department will honor its share of claims against the letter of credit through 2020. The Department was required to deposit \$50 million with a commercial bank as its agent to administer payment of claims under the program. As of September 30, 2011, 334 loans had been refinanced and no claim payments have been made to date under this program. As of September 30, 2010, no loans had been refinanced under this program as the joint initiative was entered into late in the fiscal year. The FHA-Refinance Program is accounted for under the FCRA as discussed above.

As of September 30, 2011, and 2010, the Department had committed up to \$45.6 billion, respectively, for these programs. For fiscal year 2011 and 2010, payments made from the Housing Programs Under TARP totaled \$1.9 billion and \$543 million, respectively.

8. INVESTMENTS IN GOVERNMENT SPONSORED ENTERPRISES

Fannie Mae and Freddie Mac are stockholder-owned GSEs. Congress established these GSEs to support the supply of mortgage loans. A key function is to package purchased mortgages into securities, which are subsequently sold to investors.

In the lead up to the financial crisis, increasingly difficult conditions in the housing market challenged the soundness and profitability of the GSEs, thereby undermining the entire housing market. This led Congress to pass the Housing and Economic Recovery Act (HERA) (P.L. 110-289). This Act created the new FHFA, with enhanced regulatory authority over the GSEs, and provided the Secretary with certain authorities intended to ensure the financial stability of the GSEs, if necessary. On September 7, 2008, FHFA placed the GSEs under conservatorship and the Department entered into a Senior Preferred Stock Purchase Agreement (SPSPA) with each GSE. These actions were taken to preserve the GSEs' assets, ensure a sound and solvent financial condition, and mitigate systemic risks that contributed to current market instability.

The actions taken by the Department thus far are temporary, as defined by section 1117 of HERA, and are intended to provide financial stability. The purpose of the Department's actions is to maintain the solvency of the GSEs so they can continue to fulfill their vital roles in the home mortgage market while the Administration and Congress determine what structural changes should be made. The FHFA director may terminate the conservatorship if safe and solvent conditions can be established. Draws under the SPSPAs are designed to ensure that the GSEs maintain positive net worth as a result of any net losses from operations, and also meet taxpayer dividend requirements under the SPSPAs. While this arrangement is somewhat circular in the event that dividends exceed net income and draws are made to fund dividends, the SPSPAs were structured to ensure any draws result in an increased nominal investment as further discussed below.

Under the SPSPAs, the Department initially received from each GSE: (i) 1,000,000 shares of non-voting variable liquidation preference senior preferred stock with a liquidation preference value of \$1,000 per share, and (ii) a non-transferrable warrant for the purchase, at a nominal cost, of 79.9 percent of common stock on a fully-diluted basis. The warrants expire on September 7, 2028. The senior preferred stock accrues dividends at 10.0 percent per year, payable quarterly. This rate will increase to 12.0 percent if, in any quarter, the dividends are not paid in cash, until all accrued dividends have been paid. Dividends of \$15.6 billion and \$12.1 billion were received during fiscal years ended September 30, 2011 and 2010, respectively. In addition, beginning March 31, 2011, the GSEs were scheduled to begin paying the Department a "Periodic Commitment Fee" (PCF) on a quarterly basis, payable in cash or via an increase to the liquidation preference. The PCF was to be initially established by the Department on December 31, 2010, based on mutual agreement between the Department and each GSE, in consultation with the Chairman of the Federal Reserve Board, and then subsequently re-established every five years thereafter. This fee may be waived by the Department for up to one

year at a time, if warranted by adverse mortgage market conditions. The Department waived the PCF payments for the calendar year 2011 given that the imposition of the PCF at that time would not fulfill its intended purpose of generating increased compensation to the American taxpayer.

The SPSPAs, which have no expiration date, provide for the Department to disburse funds to the GSEs if, at the end of any quarter, the FHFA determines that the liabilities of either GSE exceed its assets. The maximum amount available to each GSE under this agreement was originally \$100.0 billion and, in May 2009, the maximum amount was raised to \$200.0 billion. In December 2009, the Department amended the SPSPAs to replace the \$200.0 billion per GSE funding commitment cap with a formulaic cap that will allow continued draws for three years at amounts that will automatically adjust upwards quarterly by the cumulative amount of any losses realized by either GSE and downward by the cumulative amount of any gains, but not below \$200.0 billion, and will become fixed at the end of the three years. At the conclusion of the three-year period ending December 2012, the remaining commitment will then be fully available to be drawn per the terms of the agreements (referred to hereafter as the “Adjusted Caps”). Draws against the funding commitment of the SPSPAs do not result in the issuance of additional shares of senior preferred stock; instead, the liquidation preference of the initial 1,000,000 shares is increased by the amount of the draw.

Actual payments to the GSEs for fiscal years ended September 30, 2011 and 2010 were \$20.8 billion and \$52.6 billion, respectively. Additionally, \$316.2 billion and \$359.9 billion were accrued as a contingent liability as of September 30, 2011 and 2010, respectively. This accrued contingent liability is based on the projected draws under the SPSPAs. It is undiscounted and does not take into account any of the offsetting dividends which may be received as a result of those draws.

ACCOUNTING TREATMENT

Entity Transactions – The estimated contingent liability to the GSEs accrued pursuant to the SPSPAs is funded through the Department’s direct appropriations. Therefore, they are reflected at their gross amount as “entity” costs on the Department’s Consolidated Statements of Net Cost and in the line item, “Cumulative Results of Operations” on the Department’s Consolidated Balance Sheets, without considering the increase in senior preferred stock liquidation preference/fair value adjustments, future dividend receipts from the GSEs, or any future PCFs.

Non-Entity Transactions – As actual payments are made to the GSEs, they result in increases to the U.S. Government’s liquidation preference in the GSEs’ preferred stock, and thus represent General Fund exchange revenue reported on the Department’s Consolidated Statements of Net Cost as “Net GSEs Non-Entity Revenue.” The associated valuation losses and dividends are General Fund-related costs and revenues that are likewise reported as “Net GSEs Non-Entity Revenue.”

From a government-wide perspective, the Department’s entity expense for the accrued contingent liability under the SPSPAs may, over time, be somewhat mitigated by the General Fund’s exchange revenues recognized when actual draw payments are made to the GSEs.

INVESTMENTS IN GSEs

As of September 30, 2011 and 2010, the Department's investments in the GSEs consisted of the following (in millions):

GSEs Investments	Gross Investments As of 9/30/11	Cumulative Valuation Loss	9/30/11 Fair Value
Fannie Mae Senior Preferred Stock	\$ 104,627	\$ (26,718)	\$ 77,909
Freddie Mac Senior Preferred Stock	66,004	(12,380)	53,624
Fannie Mae Warrants Common Stock	3,104	(2,137)	967
Freddie Mac Warrants Common Stock	2,264	(1,721)	543
Total GSEs Investments	\$ 175,999	\$ (42,956)	\$ 133,043

GSEs Investments	Gross Investments As of 9/30/10	Cumulative Valuation Loss	9/30/10 Fair Value
Fannie Mae Senior Preferred Stock	\$ 85,941	\$ (29,450)	\$ 56,491
Freddie Mac Senior Preferred Stock	63,924	(12,759)	51,165
Fannie Mae Warrants Common Stock	3,104	(2,097)	1,007
Freddie Mac Warrants Common Stock	2,264	(1,711)	553
Total GSEs Investments	\$ 155,233	\$ (46,017)	\$ 109,216

SENIOR PREFERRED STOCK AND WARRANTS FOR COMMON STOCK

In performing the calculations for the valuations of the senior preferred stock and warrants for common stock, the Department relied on the GSEs' public filings and press releases concerning its financial statements, projection forecasts, monthly summaries, quarterly credit supplements, independent research regarding high-yield bond and preferred stock trading, independent research regarding the GSEs' common stock trading, interviews with the GSE's management, and other information pertinent to the valuations. Because of the nature of the instruments, which are not publicly traded and for which there is no comparable trading information available, the valuation relies on significant unobservable inputs that reflect assumptions about the expectations that market participants would use in pricing.

A complicating issue for the valuation of the senior preferred stock is the interaction between liquidity payments and the ongoing liquidation preference of the stock, and the amount of dividends associated with that liquidation preference. The projections assume that a hypothetical buyer would acquire the dividend stream related to the existing balance of the liquidation preference on the transaction date, as well as no PCF payments by the GSEs. This stream of dividend payments was then discounted to address certain issues unique to the senior preferred stock.

The valuation of the warrants are impacted by the nominal exercise price and the large number of potential exercise shares, the market trading of the common stock that underlies the warrants, the principal market, and the market participants. Other discounting factors are the holding period risk related directly to the amount of time that it will take to sell the exercised shares without depressing the market and the other activity under the SPSPA.

CONTINGENT LIABILITY

As part of the valuation exercise, the Department prepared a series of long-range projections through 2039 to determine what the implied amount of the total contingent liability to the GSEs under the SPSPAs would be as of that year. Since future payments under the SPSPAs are deemed to be probable, the Department had estimated the contingent liability to be \$316.2 billion as of September 30, 2011. This estimate reflects the projected equity deficits of the GSEs stemming from credit losses and contractual dividend requirements. The valuation analysis as of September 30, 2011 included several case scenarios which resulted in total SPSPA estimates ranging from \$309.6 billion (based on an "optimistic"

case scenario) to \$376.1 billion (based on an “extreme” case scenario). The \$316.2 billion contingent liability reported as of September 30, 2011 reflects the Department’s most likely liability estimate. This compares to the \$359.9 billion contingent liability reported as of September 30, 2010 which was based on a range of \$359.9 billion to \$461.8 billion. The recorded contingent liability is the total estimated payments for the life of the agreements under the Adjusted Caps, minus actual payments made through the end of the fiscal year. Such accruals are adjusted as new information develops or circumstances change.

In performing the calculations for the valuation and contingent liability estimates, the Department relied on the GSEs’ public filings and press releases concerning its audited and unaudited financial statements, monthly summaries, quarterly credit supplements, September 2011 forecast for the years 2011 through 2014 (as provided by FHFA), and interviews with the GSEs’ management and FHFA. The GSE managers were not able to provide the Department with a forecast of needed draws under the SPSPAs after December 31, 2015; however, they did provide the Department with general guidance as to the key assumptions that were used for subsequent periods. The forecasts after 2015 generally assume similar operating assumptions on the guarantee business and assume a gradual wind-down of the retained portfolios (and corresponding net interest income) through 2026, as directed under the provisions of the SPSPAs for the GSEs to reduce their investment portfolios by 10.0 percent per annum. The Department also relied upon economic and demographic data from the 2011 Annual Report of the Board of Trustees of the Federal Old-Age and Survivors Insurance and Federal Disability Insurance Trust Funds and the FHFA’s House Price Index.

Based on the annual valuation of the Department’s estimated future contingent liability, the Department increased its liability by accruing an expense of \$320.6 billion at the end of fiscal year 2010. The Department reduced its estimated liability by \$22.9 billion at the end of the fiscal year 2011 via a reduction in expense. Both the increase in expense in fiscal year 2010 and reduction in expense in fiscal year 2011 were recorded as entity costs within the Economic Program section of the Department’s Consolidated Statements of Net Cost.

As of September 30, 2011 and 2010, the summarized aggregated financial condition of the GSEs was as follows (in millions):

	2011	2010
Combined Assets		
Investment Securities	\$ 422,741	\$ 474,437
Mortgage Loans	4,715,057	4,782,405
Other	248,415	261,510
Total Combined Assets	5,386,213	5,518,352
Combined Liabilities		
Long Term Debt	4,974,759	5,033,151
Other	425,236	487,706
Total Combined Liabilities	5,399,995	5,520,857
Combined net deficit	\$ (13,782)	\$ (2,505)
For the nine months ended September 30,		
Combined net interest income	\$ 28,832	\$ 24,312
Combined provisions for loan losses	(28,672)	(35,082)
Net interest income (loss) after provision for loan losses	\$ 160	\$ (10,770)
<i>Regulatory Capital - minimum capital deficit as of September 30,</i>	\$ (231,531)	\$ (198,999)
<i>Excludes financial guarantees not consolidated on GSE balance sheets.</i>		

The above information was taken directly from the quarterly reports filed with the SEC, which are publicly available on the SEC’s website (www.SEC.gov) and also the GSE investor relations websites.

Both GSEs reported very low early delinquencies on additions to their credit books in 2009 through 2011. This favorable early delinquency experience is an improvement compared with the loans originated in 2005 through 2008. However, both GSEs expect to make additional draws under the SPSPA in future periods despite improving levels of net income as the required dividend payment amounts under the SPSPAs are estimated to exceed the net income of the GSEs. Thus, incremental draws under the SPSPAs are projected to be needed to meet dividend payment requirements. The GSEs expect their net worth will also be impacted negatively by dividend payments on the SPSPAs, coupled with continued expected credit losses associated with the exposures that originated in the period 2005 through 2008.

Under the existing SPSPAs, as amended, the Department's projections show that each GSE will fully utilize the amount of funding available under the Adjusted Cap. This is in addition to any draws during calendar years 2010 through 2012, as this period is not subject to the Adjusted Cap. The Department's projections of future liquidity payments may differ from actual experience. Future actual liquidity payment levels will depend on numerous factors that are difficult to predict, including, but not limited to, changes in government policy with respect to the GSEs, the business cycle, inflation, home prices, unemployment rates, interest rates, changes in housing preferences, home financing alternatives, availability of debt financing, market rates of guarantee fees, outcomes of loan refinancings and modifications, new housing programs, and other applicable factors.

GSEs Non-Entity Revenue

For the fiscal years ended, September 30, 2011 and 2010, GSEs Non-Entity Revenue consisted of the following (in millions):

Summary of GSEs Non-Entity Revenue	2011	2010
General Fund Revenue from Increase in Liquidity Preference of GSEs Preferred Stock	\$ (20,766)	\$ (52,600)
Current Valuation (Gain)/Loss on GSEs Warrants/Preferred Stock	(3,061)	8,064
GSEs Preferred Stock Dividends	(15,588)	(12,142)
Total GSEs Non-Entity Revenue	\$ (39,415)	\$ (56,678)

CHANGING REGULATORY ENVIRONMENT

On July 9, 2010, FHFA published in the Federal Register a proposed rule to clarify certain terms of the conservatorship and receivership operations for the GSEs. The key issues addressed in the proposed rule are the status and priority of claims and the relationships among various classes of creditors and equity-holders under conservatorships or receiverships.

On July 21, 2010, the President signed the Dodd-Frank Act into law which significantly changed the regulation of the financial services industry, including the creation of new standards related to regulatory oversight of financial institutions deemed systemically important; an orderly liquidation mechanism for these institutions; and oversight of derivatives, capital requirements, asset-backed securitization, mortgage underwriting, and consumer financial protection. Also, it contains a provision requiring the Secretary to conduct a study and develop recommendations regarding the options for ending the conservatorship. On February 11, 2011, the President delivered to Congress a report from the Secretary that provided recommendations regarding the options for ending the conservatorship and plans to wind down the GSEs. To date, Congress has not approved a plan to address what will be done with the GSEs.

9. INVESTMENTS IN INTERNATIONAL FINANCIAL INSTITUTIONS

Investments in the Multilateral Development Banks (MDB) consist of investments in the World Bank Group (International Bank for Reconstruction and Development, International Finance Corporation, and Multilateral Investment Guarantee Agency), and five regional development banks (the African, Asian, European, Inter-American, and North American institutions), as enumerated in the table below.

As of September 30, 2011 and 2010, investments in international financial institutions consisted of the following (in millions):

	2011	2010
African Development Bank	\$ 174	\$ 175
Asian Development Bank	565	458
European Bank for Reconstruction and Development	636	636
Inter-American Development Bank ⁽¹⁾	1,508	1,487
International Bank for Reconstruction and Development	1,985	1,985
International Finance Corporation	569	569
Multilateral Investment Guarantee Agency	45	45
North American Development Bank	225	225
Total	\$ 5,707	\$ 5,580

Refer to Note 28 for a description of the additional commitments related to these institutions.

(1) Includes International Investment Corporation.

10. OTHER INVESTMENTS AND RELATED INTEREST

Investments in U.S. Government securities held by the Department's entities have been eliminated against the federal debt liability for financial reporting purposes (See Note 4). Foreign investment holdings are normally invested in interest bearing securities issued or held through foreign governments or monetary authorities (See Note 5).

As of September 30, 2011 and 2010, entity investments in foreign investment holdings and other investments consisted of the following (in millions):

Type of Investment	Cost/ Acquisition Value	Unamortized (Premium)/ Discount	Interest Receivable	9/30/11 Net Investment	Unrealized Gain/(Loss)	9/30/11 Fair Value
Foreign Investments:						
Euro Bonds & Notes	\$ 4,498	\$ 85	\$ 98	\$ 4,681	\$ 149	\$ 4,830
Japanese Government Bonds	8,037	28	7	8,072	20	8,092
Other FCDAs	2,851	-	-	2,851	4	2,855
Other Investments	30	(2)	-	28	(7)	21
Total Non-Federal	\$ 15,416	\$ 111	\$ 105	\$ 15,632	\$ 166	\$ 15,798

Type of Investment	Cost/ Acquisition Value	Unamortized (Premium)/ Discount	Interest Receivable	9/30/10 Net Investment	Unrealized Gain/(Loss)	9/30/10 Fair Value
Foreign Investments:						
Euro Bonds & Notes	\$ 4,478	\$ 76	\$ 102	\$ 4,656	\$ 178	\$ 4,834
Japanese Government Bonds	7,729	10	9	7,748	35	7,783
Other FCDAs	2,680	168	-	2,848	-	2,848
Other Investments	32	(2)	-	30	(8)	22
Total Non-Federal	\$ 14,919	\$ 252	\$ 111	\$ 15,282	\$ 205	\$ 15,487

11. CREDIT PROGRAM RECEIVABLES, NET

The Department administers a number of programs designed to stabilize the financial system and restore the flow of credit to consumers, businesses, and homeowners. For fiscal years ended September 30, 2011 and 2010, credit program receivables, net consisted of the following (in millions):

	2011	2010
Government Sponsored Enterprise Programs:		
GSEs Mortgage-Backed Securities Purchase Program	\$ 72,417	\$ 172,234
State and Local Housing Finance Agency Program	14,328	14,121
Small Business Lending Fund Program	4,108	-
International Monetary Fund Direct Loans Program (FCRA portion)	1,931	-
Community Development Financial Institutions Direct Loans Program	36	41
Total	\$ 92,820	\$ 186,396

The Department applies the provisions of SFFAS No. 2 and FCRA to account for its credit programs. These standards require measurement of assets or liabilities at the net present value of their estimated future cash flows. For each asset, the Department estimates cash inflows and outflows that project asset performance and reflect the actual structure of the asset over its estimated term. Asset performance is affected by such factors as prepayments and defaults. Cash flow forecasts are discounted at interest rates of Treasury securities with comparable maturities using the OMB's Credit Subsidy Calculator. Each of the programs are discussed in detail below.

GSEs MORTGAGE-BACKED SECURITIES PURCHASE PROGRAM

HERA authorized the Department to purchase GSE MBS consisting of mortgage pass-through securities issued by Fannie Mae and Freddie Mac. The Department, using private sector asset managers, purchased MBS on the open market. By purchasing these credit-guaranteed securities, the Department sought to broaden access to mortgage funding for current and prospective homeowners and to promote stability in the mortgage market. The authority granted by Congress to purchase MBS expired on December 31, 2009, at which point the purchase of new securities ended.

Prior to March 2011, the Department intended to hold MBS securities to maturity. On March 21, 2011, the Department announced that it would begin an orderly sale of its MBS portfolio. The Department plans to sell up to \$10.0 billion in GSE MBS securities per month, subject to market conditions. This decision is more consistent with the Department's divestment strategy for financial assets acquired during 2008 and 2009 as part of its other economic stabilization programs.

As of September 30, 2011, the estimated net present value of the future cash flows of the MBS portfolio was \$72.4 billion. This is comprised of gross cost in the amount of \$70.6 billion and a subsidy allowance of \$1.8 billion. The MBS subsidy is negative in that the Department expects to generate earnings on its portfolio. The subsidy allowance is the difference between the Department's cost of purchasing the MBS securities and the expected future value of the repayments to the Department. As of September 30, 2010, the net present value of future cash flows of the MBS portfolio was \$172.2 billion. This is comprised of gross cost in the amount of \$164.3 billion and a subsidy allowance of \$7.9 billion. The reduction in the gross cost from September 30, 2010 to September 30, 2011 is due to sales of MBS during fiscal year 2011, as well as the reduction in principal arising from monthly payments. The change in the subsidy allowance from September 30, 2010 to September 30, 2011 stems from: (i) a subsidy modification, which occurred as a result of the Department's decision to sell its MBS holdings, (ii) a financial statement reestimate, which occurred at year end, and (iii) subsidy allowance amortization. As described below, the different assumptions underlying the calculation of the subsidy modification and the subsidy reestimate drove the difference in the program's cost as reflected in the table below.

With the decision to sell the MBS portfolio, the Department performed a subsidy modification which resulted in an increased cost in the program. The modification is comprised of two components: the cost related to the changes in the anticipated future cash flows, or the modification cost, and the modification adjustment transfer (MAT). The MAT is an adjustment that is recognized to account for differences between the single effective discount rate (determined at the time the purchases were made) and the fiscal year 2011 President's Budget discount rates. The modification cost was \$5.1 billion and the MAT resulted in an additional cost of \$4.6 billion. The modification cost and the MAT were determined using forward pricing of MBS securities based on fiscal year 2011 economic assumptions within the President's Budget. These assumptions differed from market rates at a time which would have produced a lower modification cost and MAT. Together, the modification and MAT resulted in a cost to the program of \$9.7 billion and this is reflected on the line "Subsidy Cost for Modifications" in the table below.

The Department performed a financial statement reestimate of the program's cost as of September 30, 2011. Assumptions about MBS and program performance are drawn from widely available market sources, as well as information published by the GSEs. For the fiscal year 2011 financial statement reestimate, the Department also incorporated assumptions related to future sales, using current market data. Key inputs to the cash flow forecast include, among other factors, forecast sales volume and forward pricing by month estimated using third-party current market prices and interest rate yields. (Refer to the credit program accounting policy described in Note 1 for additional inputs used in this cash flow model). The financial statement reestimate, which considers the effect of the modification, resulted in a total downward adjustment, or a decrease in cost to the program, of \$7.9 billion in fiscal year 2011. This downward reestimate is primarily driven by the modification, which was developed using non-market based data, as discussed above. This was offset, to a lesser degree, by an increase in prepayment speeds. Unlike the modification process, projected sales for the financial statement reestimate as of September 30, 2011 utilize forward prices based on yields on current market interest rates as opposed to the fiscal year 2011 President's Budget rates. The increase in prepayment speeds is primarily due to a decrease in market mortgage rates and a related increase in refinancing activity.

The subsidy allowance amortization is comprised of the net difference between interest received on uninvested funds, interest expense on borrowings and interest received from security holdings. The amortization for fiscal years 2011 and 2010 resulted in increases to the subsidy cost of \$2.9 billion and \$3.8 billion, respectively.

STATE AND LOCAL HOUSING FINANCE AGENCY

Under HERA, the Department, together with the Federal Housing Finance Agency (FHFA), Fannie Mae, Freddie Mac, and the Department of Housing and Urban Development (HUD), created an initiative in October 2009 to provide support to HFAs. This initiative was designed to support low mortgage rates and expand resources for low and middle income borrowers to purchase or rent homes, making them more affordable over the long term. In December 2009, several transactions were finalized as part of the HFA initiative's two separate programs: (i) the Temporary Credit and Liquidity Program (TCLP) and (ii) the New Issue Bond Program (NIBP).

Under the terms of the TCLP, the Department entered into participation interests with Fannie Mae and Freddie Mac, supporting credit and liquidity facilities that the GSEs are providing to ten states as part of the program. Fannie Mae and Freddie Mac provided replacement credit and liquidity facilities to HFAs that helped reduce the costs of maintaining existing financing and relieve financial strains experienced by HFAs. The Department agreed to support the GSE replacement credit and liquidity facilities by purchasing HFA bonds tendered to the GSEs. As of September 30, 2011 and 2010, the liquidity facilities covered \$ 6.6 billion and \$7.6 billion, respectively, of single-family and multi-family variable-rate demand obligations. As of September 30, 2011 and 2010, none of these bonds had been tendered to the GSEs and, accordingly, the Department had not disbursed any funds. As such, the Department did not perform a September 30, 2011 subsidy reestimate for TCLP.

Under the terms of the NIBP, the Department purchased securities of Fannie Mae and Freddie Mac collateralized by new state and local HFA bonds. The Department also escrowed funds for the purchase of HFA bonds not yet issued. This investment by the Department provides financing to the HFAs and permits them to issue additional new housing bonds despite challenges in the housing and financial markets. The Department's NIBP GSE obligations are backed by a combination of mortgage revenue bonds and escrowed funds from over 92 HFAs in 49 states plus the District of Columbia.

As of September 30, 2011, the estimated net present value of the future cash flows of the NIBP portfolio was \$14.3 billion. The net present value of future cash flows is comprised of gross cost in the amount of \$15.1 billion and a subsidy allowance of \$815 million. The NIBP subsidy is positive in that the Department expects a cost associated with the program. The subsidy allowance is the difference between the Department's cost of purchasing the GSE collateralized securities and the expected value of the repayments to the Department. As of September 30, 2010, the net present value of future cash flows of the NIBP portfolio was \$14.1 billion. This is comprised of gross cost in the amount of \$15.3 billion and a subsidy allowance of \$1.2 billion. The change in the subsidy allowance from the September 30, 2010 to September 30, 2011 is due to the financial statement reestimate and subsidy allowance amortization, as described below.

The Department performed a financial statement reestimate of the program's cost as of September 30, 2011. Assumptions about security and program performance are drawn from widely available market sources as well as management's assumption of future program usage. The financial statement reestimate resulted in a total upward reestimate of \$9 million for fiscal year 2011. This upward reestimate is the net result of projected lower coupon rates on the expected release of escrowed NIBP funds between September 30, 2011, and the termination of the escrowed NIBP funds on December 31, 2011. Most of this increase in cost is offset by an increase in prepayment speeds. The projected lower coupon rates on the expected release of escrowed NIBP funds are due to lower market interest rates used as index to calculate the coupon rates. The increase in prepayment speeds is primarily due to a decrease in market mortgage rates and a related increase in refinancing activity.

The subsidy allowance amortization is comprised of the net difference between interest received on uninvested funds, interest expense on borrowings, fees, and interest received from the HFAs. The amortization for fiscal year 2011 and 2010 was \$410 million and \$537 million, respectively.

SMALL BUSINESS LENDING FUND

On September 27, 2010, the *Small Business Jobs Act of 2010* (P.L. 111-240) was enacted and, in part, created the SBLF program. Pursuant to the Act, the Department provided capital to qualified community banks with assets of less than \$10.0 billion in order to encourage lending to small businesses. Through the SBLF, "Main Street" banks and small businesses work together to help create jobs and promote economic growth in local communities across the nation. As an incentive to participating banks to increase lending to small businesses, the dividend rate a bank pays to the Department for SBLF funding will be reduced as the bank's small business lending increases. The dividend rate is variable and is based on the amount of small business lending but it is, at most, 5.0 percent initially. If a bank's small business lending increases by 10.0 percent or more, then the rate will fall to as low as 1.0 percent. Banks that increase their lending by amounts less than 10.0 percent can benefit from rates set on a stepped scale between 2.0 and 4.0 percent. If lending does not increase by the end of the first two years, the rate will increase to 7.0 percent. After 4 1/2 years, the rate will increase to 9.0 percent if the bank has not already repaid the SBLF funding. All funds under this program were disbursed by September 27, 2011, and were still outstanding at September 30, 2011. The Department treats these purchases of capital as direct loans in accordance with the requirements of FCRA.

As of September 30, 2011, the estimated net present value of the future cash flows of the SBLF portfolio was \$4.1 billion. The net present value of future cash flows is comprised of a gross cost in the amount of \$4.0 billion and a subsidy allowance of \$80 million. Specifically, the original subsidy cost of \$292 million decreased by \$372 million as a result of the financial statement reestimate. The SBLF subsidy is negative in that the Department expects to generate earnings on its portfolio. The subsidy allowance is the difference between the Department's cost of purchasing the SBLF securities and the expected value of the repayments to the Department. It is comprised of subsidy cost for disbursements, the financial statement reestimate, and subsidy allowance amortization.

The Department provided a total of \$4.0 billion in capital to SBLF participants during fiscal year 2011. Based on the initial budget subsidy rate of 7.24%, the total subsidy cost for these disbursements was \$292 million.

The Department performed a year-end reestimate of the program's cost as of September 30, 2011. Assumptions about program performance are drawn from widely available market sources. This reestimate resulted in a total downward reestimate (reduction in cost) of \$372 million, which is the net result of performance to date, updated performance assumptions, and actual program funding cost. The September 30, 2011 performance assumptions anticipate an improved level of performance relative to the assumptions in the original cost estimate. The performance assumptions in the original cost estimate assumed a portfolio with a larger percentage of higher risk banks relative to the actual portfolio as of September 30, 2011.

INTERNATIONAL MONETARY FUND

In 2009, Congress passed the *Supplemental Appropriations Act of 2009* (P.L. 111-32), which authorized an increase in the U.S. quota (refer to Note 12 within these financial statements for more information) in the IMF, as well as an increase in U.S. participation in the New Arrangements to Borrow (NAB), one of the IMF's supplemental borrowing arrangements. For the first time, Congress subjected both program increases to FCRA. Under FCRA, both program increases are treated as direct loans to the IMF. However, the application of FCRA does not apply to appropriations for the quota and NAB prior to 2009. For U.S. budget and accounting purposes, there are effectively two portions of the IMF quota and NAB. The IMF quota program comprises a FCRA portion of \$7.8 billion and a non-FCRA portion of \$58.0 billion. The IMF NAB program comprises a FCRA portion of \$97.5 billion and a non-FCRA portion of \$10.4 billion. These are approximate dollar amounts as U.S. commitments to the IMF are denominated in SDRs and, thus, the dollar amounts fluctuate with the SDR/dollar exchange rate. These new designations only affect the manner in which the Department accounts for the use and repayment of these funds as the new and old portions will be fungible to the IMF.

On March 25, 2011, the United States paid the reserve asset portion of the U.S. quota increase that Congress approved in 2009. As of September 30, 2011, the reserve asset payment of \$2 billion in connection with the U.S. quota increase was the only amount transferred to the IMF that is subject to FCRA. The estimated net present value of the future cash flows on the reserve asset portion of the quota increase was \$1.9 billion. As of September 30, 2011, the U.S. NAB funds that are subject to FCRA have not been drawn.

The difference between IMF draws on the quota and the expected value of the repayments to the Department is the subsidy allowance. The subsidy allowance as of September 30, 2011 is \$64 million. The subsidy allowance is comprised of subsidy cost for disbursements, the financial statement reestimate, and the subsidy allowance amortization. Based on the budget subsidy rate of 2.34 percent, the total subsidy cost of the reserve asset portion of the quota increase was \$47 million.

The Department performed a reestimate of the program's cost as of September 30, 2011. Assumptions about program performance are drawn from historical data. This reestimate resulted in a total upward reestimate of \$15 million, which

includes actual disbursements to date, and excludes estimated future disbursements. The upward reestimate is the result of the exclusion of estimate future program disbursements.

The subsidy allowance amortization is comprised of the net difference between interest received on uninvested funds, interest expense on borrowings, and remuneration received from the IMF. The amortization for fiscal year 2011 was \$2 million.

COMMUNITY DEVELOPMENT FINANCIAL INSTITUTIONS

The CDFI Fund was created as a bipartisan initiative in the *Riegle Community Development and Regulatory Improvement Act of 1994* (P.L. 103-325). The CDFI Fund was placed in the Department and began operations in July 1995. The fund operates various programs aimed at expanding the availability of credit, investment capital, and financial and other services in distressed urban, rural, and Native American communities. The CDFI Fund is intended to help create a national network of financial institutions dedicated to community development that leverages private resources (financial and human) to address community development needs. The CDFI Fund provides financial and technical assistance awards to certified CDFIs, which in turn provide services to create community development impact in underserved markets. Certain of the financial assistance awards take the form of direct loans accounted for under FCRA. As of September 30, 2011, the CDFI Fund had \$53 million in loans outstanding.

SUMMARY TABLES

The following tables provide the net composition of the Department's portfolio, subsidy cost, modifications and reestimates, a reconciliation of subsidy cost allowances, budget subsidy rates, and the components of the subsidy for each credit program for the fiscal years ended September 30, 2011 and 2010.

<i>(in millions)</i>	2011						TOTAL
	GSE MBS	HFA	SBLF	IMF	CDFI		
Credit Program Receivables, Net:							
Credit Program Receivables, Gross	\$ 70,586	\$ 15,143	\$ 4,028	\$ 1,995	\$ 53	\$ 91,805	
Subsidy Cost Allowance	1,831	(815)	80	(64)	(17)	1,015	
Net Credit Program Receivables	\$ 72,417	\$ 14,328	\$ 4,108	\$ 1,931	\$ 36	\$ 92,820	
New Credit Program Loans							
Disbursed	\$ -	\$ -	\$ 4,028	\$ 1,995	\$ -	\$ 6,023	
Obligations for Loans Not Yet Disbursed ⁽¹⁾							
	\$ -	\$ -	\$ -	\$ 6,026	\$ -	\$ 6,026	
<i>⁽¹⁾ Excludes \$97.5 billion of obligated but undisbursed NAB loans which are accounted for pursuant to FCRA. The obligation is based on the SDR exchange rate as of September 30, 2011 and has a 0.34 percent subsidy rate.</i>							
Budget Subsidy Rate, Excluding Modifications and Reestimates:							
Interest Differential	-	-	(26.54%)	1.69%	-		
Defaults	-	-	19.88%	0.02%	-		
Other	-	-	13.90%	0.63%	-		
Total Budget Subsidy Rate	-	-	7.24%	2.34%	-		
Subsidy Cost by Component:							
Interest Differential	\$ -	\$ -	\$ (1,069)	\$ 34	\$ -	\$ (1,035)	
Defaults	-	-	801	-	-	801	
Other	-	-	560	13	-	573	
Total Subsidy Cost, Excluding Modifications and Reestimates	\$ -	\$ -	\$ 292	\$ 47	\$ -	\$ 339	
Reconciliation of Subsidy Cost Allowance:							
Balance, Beginning	\$ (7,894)	\$ 1,186	\$ -	\$ -	\$ 15	\$ (6,693)	
Subsidy Cost for Disbursements	-	-	292	47	-	339	
Subsidy Cost for Modifications	9,738	-	-	-	-	9,738	
Fees Received	-	30	-	-	-	30	
Subsidy Allowance Amortized	2,885	(410)	-	2	-	2,477	
Other	1,364	-	-	-	-	1,364	
Balance, Ending, Before Reestimates	6,093	806	292	49	15	7,255	
Subsidy Reestimates	(7,924)	9	(372)	15	2	(8,270)	
Balance, Ending	\$ (1,831)	\$ 815	\$ (80)	\$ 64	\$ 17	\$ (1,015)	
Reestimates							
Interest Rate Reestimate	\$ -	\$ -	\$ (58)	\$ -	\$ -	\$ (58)	
Technical/Default Reestimate	(7,924)	9	(314)	15	2	(8,212)	
Total Reestimates – Increase (Decrease) in Subsidy Cost	\$ (7,924)	\$ 9	\$ (372)	\$ 15	\$ 2	\$ (8,270)	
Reconciliation of Subsidy Costs:							
Subsidy Cost for Disbursements	\$ -	\$ -	\$ 292	\$ 47	\$ -	\$ 339	
Subsidy Cost for Modifications	9,738	-	-	-	-	9,738	
Subsidy Reestimates	(7,924)	9	(372)	15	2	(8,270)	
Total Credit Program Receivables Subsidy Costs	\$ 1,814	\$ 9	\$ (80)	\$ 62	\$ 2	\$ 1,807	
Administrative Expense	\$ 21	\$ -	\$ -	\$ -	\$ -	\$ 21	

	2010						
<i>(in millions)</i>	GSE MBS	HFA	SBLF	IMF	CDFI	TOTAL	
Credit Program Receivables, Net:							
Credit Program Receivables, Gross	\$ 164,340	\$ 15,307	\$ -	\$ -	\$ 56	\$ 179,703	
Subsidy Cost Allowance	7,894	(1,186)	-	-	(15)	6,693	
Credit Program Receivables, Net	\$ 172,234	\$ 14,121	\$ -	\$ -	\$ 41	\$ 186,396	
New Credit Program Loans							
Disbursed	\$ 29,878	\$ 15,308	\$ -	\$ -	\$ -	\$ 45,186	
Obligations for Loans Not Yet							
Disbursed	\$ -	\$ -	\$ -	\$ -	\$ -	\$ -	
Budget Subsidy Rate, Excluding Modifications and Reestimates:							
Interest Differential	(3.73%)	(0.52%)	-	-	-		
Defaults	-	-	-	-	-		
Other	-	-	-	-	-		
Total Budget Subsidy Rate	(3.73%)	(0.52%)	-	-	-		
Subsidy Cost by Component:							
Interest Differential	\$ (1,115)	\$ (79)	\$ -	\$ -	\$ -	\$ (1,194)	
Defaults	-	-	-	-	-	-	
Other	-	-	-	-	-	-	
Total Subsidy Cost, Excluding Modifications and Reestimates	\$ (1,115)	\$ (79)	\$ -	\$ -	\$ -	\$ (1,194)	
Reconciliation of Subsidy Cost Allowance:							
Balance, Beginning	\$ (11,093)	\$ -	\$ -	\$ -	\$ 20	\$ (11,073)	
Subsidy Cost for Disbursements	(1,115)	(79)	-	-	-	(1,194)	
Subsidy Cost for Modifications	-	(20)	-	-	-	(20)	
Fees Received	-	-	-	-	-	-	
Subsidy Allowance Amortized	3,831	(537)	-	-	(1)	3,293	
Other	-	-	-	-	-	-	
Balance, Ending, Before Reestimates	(8,377)	(636)	-	-	19	(8,994)	
Subsidy Reestimates	483	1,822	-	-	(4)	2,301	
Balance, Ending	\$ (7,894)	\$ 1,186	\$ -	\$ -	\$ 15	\$ (6,693)	
Reestimates:							
Interest Rate Reestimate	\$ (157)	\$ 847	\$ -	\$ -	\$ -	\$ 690	
Technical/Default Reestimate	640	975	-	-	(4)	1,611	
Total Reestimates - Increase (Decrease) in Subsidy Cost	\$ 483	\$ 1,822	\$ -	\$ -	\$ (4)	\$ 2,301	
Reconciliation of Subsidy Costs:							
Subsidy Cost for Disbursements	\$ (1,115)	\$ (79)	\$ -	\$ -	\$ -	\$ (1,194)	
Subsidy Cost for Modifications	-	(20)	-	-	-	(20)	
Subsidy Reestimates	483	1,822	-	-	(4)	2,301	
Total Credit Program Receivables Subsidy Costs	\$ (632)	\$ 1,723	\$ -	\$ -	\$ (4)	\$ 1,087	
Administrative Expense	\$ 6	\$ -	\$ -	\$ -	\$ -	\$ 6	

12. RESERVE POSITION IN THE INTERNATIONAL MONETARY FUND

The United States participates in the IMF through a quota subscription. Quota subscriptions are paid partly through the transfer of reserve assets, such as foreign currencies or Special Drawing Rights, which are international reserve assets created by the IMF, and partly by making domestic currency available as needed through a non-interest-bearing letter of credit. This letter of credit, issued by the Department and maintained by the FRBNY, represents the bulk of the IMF's holdings of dollars. In keeping with IMF rules, approximately 0.25 percent of the U.S. quota is held in cash in an IMF account at FRBNY.

The *Supplemental Appropriations Act of 2009* (P.L. 111-32) provided for an approximately \$8.0 billion increase in the United States quota in the IMF which came into effect in March 2011. P.L. 111-32 also provided for an increase in the United States' participation in the NAB up to the dollar equivalent of SDR 75 billion, which was activated in April 2011. In May 2010, in connection with this Act, the United States agreed to increase its participation in the NAB from SDR 6.6 billion to SDR 69.1 billion, which was equivalent to \$107.9 billion on September 30, 2011. Unlike all prior U.S. funding for the IMF, this Act subjects both the increases in the U.S. quota and the NAB to the requirements of FCRA. The existing portions of the U.S. quota and NAB, referred to as "the non-FCRA funds," will be accounted for in the same manner as they previously have been. The new portions of the quota and NAB, referred to as "the FCRA funds," will be accounted for in accordance with credit reform accounting guidelines.

While resources for transactions between the IMF and the United States are appropriated, with the exception of the FCRA funds, they do not result in net budgetary outlays. This is because U.S./IMF quota transactions constitute an exchange of monetary assets in which the United States receives an equal offsetting claim on the IMF in the form of an increase in the U.S. reserve position in the IMF, which is interest-bearing and available at any time to meet balance of payment needs. When the IMF draws dollars from the letter of credit to finance its operations and expenses, the drawing does not represent a net budget outlay on the part of the United States because there is a commensurate increase in the U.S. reserve position. When the IMF repays dollars to the United States, no net budget receipt results because the U.S. reserve position declines concurrently in an equal amount.

As of September 30, 2011 and 2010, the U.S. quota in the IMF was 42.1 billion SDRs and 37.1 billion SDRs, respectively. The value of the U.S. quota consisted of the following (in millions):

	Non-FCRA	FCRA ⁽³⁾	Total 2011	Non-FCRA	FCRA	Total 2010
Letter of Credit ⁽¹⁾	\$ 37,178	\$ 5,772	\$ 42,950	\$ 45,245	\$ -	\$ 45,245
U.S. Dollars Held in Cash by the IMF	153	20	173	144	-	144
Reserve Position ⁽²⁾	20,682	1,974	22,656	12,938	-	12,938
Total U.S. Quota in the IMF	\$ 58,013	\$ 7,766	\$ 65,779	\$ 58,327	\$ -	\$ 58,327

(1) This amount is included as part of the Fund Balance as reported on the Consolidated Balance Sheets and "Appropriated Funds" disclosed in Note 2.

(2) The amounts shown in the non-FCRA columns are included in the Reserve Position in the IMF on the Consolidated Balance Sheets.

(3) Represents the FCRA portion of the U.S. quota in the IMF.

The U.S. reserve position is denominated in SDR, as is the U.S. quota. Consequently, fluctuations in the value of the dollar with respect to the SDR results in valuation changes in dollar terms for the U.S. reserve position in the IMF as well as the IMF letter of credit. The Department periodically adjusts these balances to maintain the SDR value of the U.S. quota and records the change as a deferred gain or loss in its cumulative results of operations. These adjustments, known as maintenance of value adjustments, are settled annually after the close of the IMF financial year on April 30. At April 30, 2011, the annual settlement with the IMF resulting from the depreciation of the dollar against the SDR since April 30,

2010, called for a downward adjustment of the U.S. quota by \$1.7 billion and a corresponding increase to Unexpended Appropriations on the Statement of Changes in Net Position. At April 30, 2010, the appreciation of the dollar against the SDR since April 30, 2009, called for an upward adjustment of the U.S. quota by \$349 million and a corresponding decrease to Unexpended Appropriations. The dollar amounts shown above for the U.S. quota include accrued valuations adjustments. On September 30, 2011, the Department recorded a net deferred valuation loss in the amount of \$78 million for deferred maintenance of value adjustments needed at year end, compared to a net deferred valuation loss of \$168 million recorded at September 30, 2010.

The United States earns “remuneration” (interest) on its reserve position in the IMF except for a portion of the U.S. quota originally paid in gold. Remuneration is paid quarterly and is calculated on the basis of the SDR interest rate. The SDR interest rate is a market-based interest rate determined on the basis of a weighted average of interest rates on short-term instruments in the markets of the currencies included in the SDR valuation basket. For fiscal years 2011 and 2010, the Department received \$59 million and \$23 million as remuneration, respectively.

In addition to quota subscriptions, the IMF maintains borrowing arrangements to supplement its resources in order to forestall or cope with an impairment of the international monetary system when IMF liquidity is low. The United States currently participates in two such arrangements – the General Arrangements to Borrow (GAB) and the NAB. There was \$6.1 billion in U.S. loans outstanding under these arrangements in fiscal year 2011 and none in fiscal year 2010 (reported on the Consolidated Balance Sheets within the “Loans and Interest Receivable” line). Total U.S. participation in the GAB and NAB was SDR 69.1 billion (\$107.9 billion) and SDR 6.6 billion (\$10.4 billion), as of September 30, 2011 and 2010, respectively. Budgetary treatment of U.S. participation in the GAB and NAB, to the extent not subject to FCRA, does not result in net budgetary outlays.

13. TAXES, INTEREST, AND OTHER RECEIVABLES, NET

As of September 30, 2011 and 2010, Taxes, Interest and Other Receivables, Net consisted of the following (in millions):

	2011	2010
Non-Entity		
Federal Taxes Receivable, Gross	\$ 147,025	\$ 138,097
Less: Allowance on Taxes Receivable	(112,017)	(103,091)
Interest Receivable on FRB Deposits of Earnings	1,599	1,910
Other Receivables	23	39
Less: Allowance on Other Receivables	(10)	(24)
Total Non-Entity (Note 15)	36,620	36,931
Entity		
Miscellaneous Entity Receivables and Related Interest	70	45
Total Taxes, Interest and Other Receivables, Net	\$ 36,690	\$ 36,976

Federal taxes receivable constitutes the largest portion of these receivables, with IRS-related taxes receivable representing the majority of the balance. IRS federal taxes receivable consists of tax assessments, penalties, and interest which were not paid or abated, and which were agreed to by either the taxpayer and IRS, or the courts. Federal taxes receivable is reduced by an allowance for doubtful accounts which is established to represent an estimate for uncollectible amounts. The portion of tax receivables estimated to be collectible and the allowance for doubtful accounts are based on projections of collectability from a statistical sample of taxes receivable.

In addition to amounts attributed to taxes, these receivables also include accrued interest income due on funds deposited in FRBs. The Department does not establish an allowance for the receivable on deposits of FRB earnings.

14. PROPERTY, PLANT, AND EQUIPMENT, NET

As of September 30, 2011 and 2010, property, plant and equipment consisted of the following (in millions):

	Depreciation Method	Service Life	Cost	Accumulated Depreciation	2011 Book Net Value
Buildings, structures, and facilities	S/L	3-50 years	\$ 703	\$ (360)	\$ 343
Furniture, fixtures, and equipment	S/L	2-20 years	3,097	(2,259)	838
Construction in progress	N/A	N/A	153	-	153
Land and land improvements	N/A	N/A	15	-	15
Internal use software in use	S/L	2-15 years	1,529	(1,151)	378
Internal use software in development	N/A	N/A	320	-	320
Assets under capital lease	S/L	2-25 years	7	(1)	6
Leasehold improvements	S/L	2-25 years	510	(297)	213
Total			\$ 6,334	\$ (4,068)	\$ 2,266

	Depreciation Method	Service Life	Cost	Accumulated Depreciation	2010 Book Net Value
Buildings, structures, and facilities	S/L	3-50 years	\$ 701	\$ (336)	\$ 365
Furniture, fixtures, and equipment	S/L	2-20 years	3,100	(2,295)	805
Construction in progress	N/A	N/A	15	-	15
Land and land improvements	N/A	N/A	13	-	13
Internal use software in use	S/L	2-10 years	1,510	(1,003)	507
Internal use software in development	N/A	N/A	102	-	102
Assets under capital lease	S/L	2-25 years	4	(2)	2
Leasehold improvements	S/L	2-25 years	541	(319)	222
Total			\$ 5,986	\$ (3,955)	\$ 2,031

The service life ranges vary significantly due to the diverse nature of PP&E held by the Department.

HERITAGE ASSETS

The Treasury Complex (Main Treasury Building and Annex) was declared a national historical landmark in 1972. The Treasury Complex is treated as a multi-use heritage asset and is expected to be preserved indefinitely. The buildings that house the Mint in Denver, San Francisco, Fort Knox, and West Point are also considered multi-use heritage assets for fiscal years 2011 and 2010 and included on the National Register of Historic Places. Multi-use heritage assets are recognized and presented with general property, plant and equipment on the Consolidated Balance Sheets.

15. NON-ENTITY VS. ENTITY ASSETS

Non-entity assets are those that are held by the Department but are not available for use by the Department. For example, the non-entity Fund Balance represents unused balances of appropriations received by various Treasury entities to conduct custodial operations such as the payment of interest on the federal debt and refunds of taxes and fees (Note 2). Non-entity intra-governmental loans and interest receivable represents loans managed by the Department on behalf of the General Fund. These loans are provided to federal agencies, and the Department is responsible for collecting these loans and transferring the proceeds to the General Fund (Note 3). Non-entity advances to the DOL's Unemployment Trust Fund are issued from the General Fund to states for unemployment benefits. Repayment of these advances will be transferred to the General Fund (Note 4).

Non-entity cash, foreign currency, and other monetary assets include the operating cash of the U.S. Government, managed by the Department. It also includes foreign currency maintained by various U.S. and military disbursing offices, as well as seized monetary instruments (Note 5). Non-entity investments in GSEs include the GSEs' senior preferred stock and warrants held by the Department on behalf of the General Fund. As the stock and warrants are liquidated, all proceeds are returned to the General Fund (Note 8). Non-entity investments in AIG include AIG common stock held by the Department on behalf of the General Fund as of September 30, 2011, compared to a beneficial interest held in a trust comprised of AIG preferred stock as of September 30, 2010. Proceeds from the sale of the AIG common stock are being returned to the General Fund (Note 26).

As of September 30, 2011 and 2010, the Department's total assets, segregated between non-entity and entity, are shown below (in millions):

	2011		
	Non-Entity	Entity	Total
Intra-governmental Assets:			
Fund balance ^(a)	\$ 1,465	\$ 380,319	\$ 381,784
Loans and Interest Receivable (Note 3)	671,411	57,239	728,650
Advances to the Unemployment Trust Fund (Note 4)	42,773	-	42,773
Due from the General Fund (Note 4)	14,902,717	-	14,902,717
Other Intra-governmental Assets	388	760	1,148
Total Intra-governmental Assets	15,618,754	438,318	16,057,072
Cash, Foreign Currency, and Other Monetary Assets (Note 5) ^(b)	50,216	66,905	117,121
Gold and Silver Reserves (Note 6) ^(c)	11,062	-	11,062
Investments in GSEs (Note 8)	133,043	-	133,043
Taxes, Interest and Other Receivables, Net (Note 13)	36,620	70	36,690
Non-TARP Investments in American International Group, Inc. (Note 26)	10,862	-	10,862
Other Assets ^(d)	102	224,274	224,376
Total Assets	\$ 15,860,659	\$ 729,567	\$ 16,590,226

^(a) \$358 million of the Non-entity balance represents assets held on behalf of the General Fund (Note 4).

^(b) \$50 billion of the Non-entity balance represents assets held on behalf of the General Fund (Note 4).

^(c) \$25 million of the Non-entity balance represents assets held on behalf of the General Fund (Note 4).

^(d) Other Assets (Entity) include TARP and non-TARP credit program receivables, net totaling \$80.1 billion and \$92.8 billion, respectively, a reserve position in the IMF of \$20.7 billion, and other various assets on the Consolidated Balance Sheets not separately presented in this table.

	2010		
	Non-Entity	Entity	Total
Intra-governmental Assets:			
Fund Balance ^(e)	\$ 542	\$ 436,484	\$ 437,026
Loans and Interest Receivable (Note 3)	493,389	59,464	552,853
Advances to the Unemployment Trust Fund (Note 4)	34,111	-	34,111
Due from the General Fund (Note 4)	13,655,637	-	13,655,637
Other Intra-governmental Assets	350	829	1,179
Total Intra-governmental Assets	14,184,029	496,777	14,680,806
Cash, Foreign Currency, and Other Monetary Assets (Note 5) ^(f)	304,244	68,190	372,434
Gold and Silver Reserves (Note 6) ^(g)	11,062	-	11,062
Investments in GSEs (Note 8)	109,216	-	109,216
Taxes, Interest and Other Receivables, Net (Note 13)	36,931	45	36,976
Non-TARP Investments in American International Group, Inc. (Note 26)	20,805	-	20,805
Other Assets ^(h)	129	367,829	367,958
Total Assets	\$ 14,666,416	\$ 932,841	\$ 15,599,257

^(e) \$249 million of the Non-entity balance represents assets held on behalf of the General Fund (Note 4).

^(f) \$303.8 billion of the Non-entity balance represents assets held on behalf of the General Fund (Note 4).

^(g) \$25 million of the Non-entity balance represents assets held on behalf of the General Fund (Note 4).

^(h) Other Assets (Entity) include TARP and non-TARP credit program receivables, net totaling \$144.7 billion and \$186.4 billion, respectively, a reserve position in the IMF of \$12.9 billion, and other various assets on the Consolidated Balance Sheets not separately presented in this table.

16. FEDERAL DEBT AND INTEREST PAYABLE

The Department is responsible for administering the federal debt on behalf of the U.S. Government. The federal debt includes borrowings from the public as well as borrowings from federal agencies. The federal debt does not include debt issued by other governmental agencies, such as the Tennessee Valley Authority or the HUD.

The federal debt as of September 30, 2011 and 2010 was as follows (in millions):

Intra-governmental	2011	2010
Beginning Balance	\$ 4,501,028	\$ 4,319,892
New Borrowings/Repayments	124,010	181,136
Subtotal at Par Value	4,625,038	4,501,028
Premium/(Discount)	47,386	38,228
Debt Principal Not Covered by Budgetary Resources (Note 19)	4,672,424	4,539,256
Interest Payable Covered by Budgetary Resources	47,741	48,546
Total	\$ 4,720,165	\$ 4,587,802

Held by the Public	2011	2010
Beginning Balance	\$ 9,022,808	\$ 7,551,862
New Borrowings/Repayments	1,104,223	1,470,946
Subtotal at Par Value	10,127,031	9,022,808
Premium/(Discount)	(29,538)	(33,870)
Debt Principal Not Covered by Budgetary Resources (Note 19)	10,097,493	8,988,938
Interest Payable Covered by Budgetary Resources	51,470	46,991
Total	\$ 10,148,963	\$ 9,035,929

Debt held by the public approximates the U.S. Government's competition with other sectors in the credit markets. In contrast, debt held by federal agencies, primarily trust funds, represents the cumulative annual surpluses of these funds (i.e., excess of receipts over disbursements plus accrued interest) that have been used to finance general government operations.

FEDERAL DEBT HELD BY OTHER FEDERAL AGENCIES

Certain federal agencies are allowed to invest excess funds in debt securities issued by the Department on behalf of the U.S. Government. The terms and the conditions of debt securities issued are designed to meet the cash needs of the U.S. Government. The vast majority of debt securities are non-marketable securities issued at par value, but others are issued at market prices and interest rates that reflect market terms. The average intra-governmental interest rate for debt held by the federal entities, excluding TIPS, for fiscal years 2011 and 2010 was 4.1 percent and 4.3 percent, respectively. The average intra-governmental interest rate on TIPS for fiscal years 2011 and 2010 was 1.8 percent and 1.9 percent, respectively. The average interest rate represents the original issue weighted effective yield on securities outstanding at the end of the fiscal year.

The federal debt also includes intra-governmental marketable debt securities that certain agencies are permitted to buy and sell on the open market. The debt held by federal agencies at par value (not including premium/discount or interest payable) as of September 30, 2011 and 2010 was as follows (in millions):

	2011	2010
Social Security Administration	\$ 2,654,497	\$ 2,586,333
Office of Personnel Management	897,951	866,090
Department of Defense Agencies	497,391	433,203
Department of Health and Human Services	321,615	355,554
All Other Federal Agencies - Consolidated	253,584	259,848
Total Federal Debt Held by Other Federal Agencies	\$ 4,625,038	\$ 4,501,028

FEDERAL DEBT HELD BY THE PUBLIC

Federal Debt held by the Public at par value (not including premium/discount or interest payable) as of September 30, 2011 and 2010 consisted of the following (in millions):

<i>(at par value)</i>	Term	Average Interest Rates	2011
Marketable:			
Treasury Bills	1 Year or Less	0.1%	\$ 1,475,557
Treasury Notes	Over 1 Year - 10 Years	2.3%	6,406,983
Treasury Bonds	Over 10 Years	5.8%	1,016,407
Treasury Inflation-Protected Security (TIPS)	5 Years or More	1.9%	705,352
Total Marketable			9,604,299
Non-Marketable	On Demand to Over 10 Years	2.8%	522,732
Total Federal Debt Held by the Public			\$ 10,127,031

<i>(at par value)</i>	Term	Average Interest Rates	2010
Marketable:			
Treasury Bills	1 Year or Less	0.2%	\$ 1,783,674
Treasury Notes	Over 1 Year - 10 Years	2.6%	5,252,585
Treasury Bonds	Over 10 Years	6.1%	846,054
Treasury Inflation-Protected Security (TIPS)	5 Years or More	2.2%	593,615
Total Marketable			8,475,928
Non-Marketable	On Demand to Over 10 Years	2.8%	546,880
Total Federal Debt Held by the Public			\$ 9,022,808

The Department issues marketable bills at a discount or at par, and pays the par amount of the security upon maturity. The average interest rate on Treasury bills represents the original issue effective yield on securities outstanding at year end. Treasury bills are issued with a term of one year or less.

The Department issues marketable notes and bonds as long-term securities that pay semi-annual interest based on the securities' stated interest rates. These securities are issued at either par value or at an amount that reflects a discount or a premium. The average interest rate on marketable notes and bonds represents the stated interest rate adjusted by any discount or premium on securities outstanding at year-end. Treasury notes are issued with a term of two to ten years, and Treasury bonds are issued with a term of more than ten years. The Department also issues TIPS that have interest and redemption payments tied to the Consumer Price Index for all Urban Consumers, a widely used measurement of inflation. TIPS are issued with a term of five years or more. At maturity, TIPS are redeemed at the inflation-adjusted principal amount, or the original par value, whichever is greater. TIPS pay a semi-annual fixed rate of interest applied to the inflation-adjusted principal. The average interest rate on TIPS represents the stated interest rate on principal plus

inflation, adjusted by any discount or premium on securities outstanding as of the end of the fiscal year. The TIPS Federal Debt Held by the Public inflation-adjusted principal balance included inflation of \$76.1 billion and \$57.5 billion as of September 30, 2011 and 2010, respectively.

Debt held by the public primarily represents the amount the U.S. Government has borrowed to finance cumulative cash deficits. During fiscal year 2011, the Department issued bills, notes, bonds, and TIPS to meet the borrowing needs of the U.S. Government. Treasury bills outstanding decreased by \$308.1 billion; whereas, Treasury notes, bonds, and TIPS outstanding increased by \$1.2 trillion, \$170 billion, and \$112 billion, respectively, in fiscal year 2011.

Federal Debt Held by the Public includes federal debt held outside of the U.S. Government by individuals, corporations, FRBs, state and local governments, foreign governments, and central banks. As of September 30, 2011 and 2010, the FRBs had total holdings of \$1.7 trillion and \$813.6 billion, respectively, which included a net of \$759 million and \$1.9 billion in Treasury securities held by the FRBs as collateral for securities lending activities, respectively. These securities are held in the FRB System Open Market Account (SOMA) for the purpose of conducting monetary policy.

From May 16, 2011 to August 2, 2011, the Department was forced to depart from its normal debt management procedures and invoke legal authorities to avoid exceeding the statutory debt limit. During this period, actions taken by Treasury included: (i) suspending investment of receipts and reinvestments of maturities (including interest earnings) of the Government Securities Investment Fund (G-Fund) of the Federal Employees' Retirement System, the ESF, the Civil Service Retirement and Disability Fund (Civil Service Fund), and the Postal Service Retiree Health Benefit Fund (Postal Benefits Fund); (ii) redeeming a Civil Service fund security early to make benefit payments; and (iii) suspending the sales of state and local government series securities.

On August 2, 2011, *the Budget Control Act of 2011* was signed into law, becoming Public Law No. 112-25. Pursuant to Public Law 112-25, the statutory debt limit was raised by \$400 billion to \$14.7 trillion on August 2, 2011, and by \$500 billion to \$15.2 trillion on September 22, 2011. The Budget Control Act of 2011 also enacted caps on discretionary spending for fiscal years 2012 through 2021, and created the Joint Select Committee on Deficit Reduction which is tasked with proposing legislation for additional deficit reduction over the same period.

Subsequent to the August 2, 2011 increase to the statutory debt limit, the Department took steps to restore foregone principal and interest to the four funds. Principal for the four funds of nearly \$240 billion was restored on August 2, 2011, and interest for the G-Fund of \$378 million was restored on August 3, 2011. An additional \$497 million of interest for the Civil Service Fund and the Postal Benefits Fund, which had been previously accrued as interest payable, will be restored on the next semi-annual interest payment due date of December 31, 2011. During fiscal year 2011, a total of \$875 million of foregone interest was paid and/or accrued on the Department's Consolidated Statements of Net Cost.

17. OTHER DEBT AND INTEREST PAYABLE

The Department, through FFB, has outstanding borrowings and related accrued interest with the Civil Service Retirement and Disability Fund which is administered by the OPM. At September 30, 2011 and 2010, FFB had borrowings and related accrued interest of \$8.5 billion and \$10.4 billion, respectively. The outstanding borrowings at September 30, 2011 had a stated interest rate of 4.63 percent, an effective interest rate of 4.63 percent, and maturity dates ranging from June 30, 2012 to June 30, 2019. The outstanding borrowings at September 30, 2010 had a stated interest rate ranging from 4.63 percent to 5.25 percent, an effective interest rate of 4.13 percent, and maturity dates ranging from June 30, 2011 to June 30, 2019.

18. D.C. PENSIONS AND JUDICIAL RETIREMENT ACTUARIAL LIABILITY

Pursuant to Title XI of the *Balanced Budget Act of 1997*, as amended (the Act), on October 1, 1997, the Department became responsible for certain District of Columbia (D.C.) retirement plans. The Act was intended to relieve the D.C. government of the burden of unfunded pension liabilities transferred to the District by the U.S. Government in 1979. To fulfill its responsibility, the Department manages two funds – the D.C. Teachers’, Police Officers’, and Firefighters’ Federal Pension Fund (the D.C. Federal Pension Fund) and the District of Columbia Judicial Retirement and Survivors’ Annuity Fund (the Judicial Retirement Fund). The Department is required to make annual amortized payments from the General Fund to the D.C. Federal Pension Fund and the Judicial Retirement Fund. The D.C. Federal Pension Fund benefit payments and administrative expenses are related to benefits earned based upon service on or before June 30, 1997. The actuarial cost method used to determine costs for the retirement plans is the Aggregate Entry Age Normal Actuarial Cost Method. The actuarial liability is based upon long term assumptions selected by the Department. The pension benefit costs incurred by the plans are included on the Consolidated Statements of Net Cost.

A reconciliation of the pension actuarial liability as of September 30, 2011 and 2010 is as follows (in millions):

	2011	2010
Beginning Liability Balance	\$ 9,743	\$ 9,049
Pension Expense:		
Normal cost	5	4
Interest on Pension Liability During the Year	266	399
Actuarial (Gains) Losses During the Year:		
From Experience	(123)	(62)
From Discount Rate Assumption Change	472	1,879
From Other Assumption Changes	(154)	(999)
Total Pension Expense	466	1,221
Less Amounts Paid	(538)	(527)
Ending Liability Balance	\$ 9,671	\$ 9,743

ADDITIONAL INFORMATION

	D.C. Federal Pension Fund	Judicial Retirement Fund	2011 Total
Pension and Other Actuarial Liability	\$ 9,481	\$ 190	\$ 9,671
Unobligated Budgetary Resources	(3,591)	(131)	(3,722)
Unfunded Liability	\$ 5,890	\$ 59	\$ 5,949
Amount Received from the General Fund	\$ 492	\$ 9	\$ 501
Annual Rate of Investment Return Assumption	2.28% - 4.97%	2.28% - 4.97%	
Future Annual Rate of Inflation and Cost-of-Living Adjustment	2.39%	2.43%	
Future Annual Rate of Salary Increases:			
Police Officers & Firefighters	4.26%	N/A	
Teachers	4.26%	N/A	
Judicial	N/A	1.84%	

	D.C. Federal Pension Fund	Judicial Retirement Fund	2010 Total
Pensions and Other Actuarial Liability	\$ 9,558	\$ 185	\$ 9,743
Unobligated Budgetary Resources	(3,600)	(127)	(3,727)
Unfunded Liability	\$ 5,958	\$ 58	\$ 6,016
Amount Received from the General Fund	\$ 519	\$ 8	\$ 527
Annual Rate of Investment Return Assumption	2.79% - 5.13%	2.79% - 5.13%	
Future Annual Rate of Inflation and Cost-of-Living Adjustment	2.56%	2.78%	
Future Annual Rate of Salary Increases:			
Police Officers & Firefighters	4.20%	N/A	
Teachers	4.20%	N/A	
Judicial	N/A	2.11%	

19. LIABILITIES

LIABILITIES NOT COVERED BY BUDGETARY AND OTHER RESOURCES

As of September 30, 2011 and 2010, liabilities not covered by budgetary and other resources consisted of the following (in millions):

	2011	2010
Intra-governmental Liabilities Not Covered by Budgetary and Other Resources		
Federal Debt Principal, Premium/Discount (Note 16)	\$ 4,672,424	\$ 4,539,256
Other Intra-governmental Liabilities	124	123
Total Intra-governmental Liabilities Not Covered by Budgetary and Other Resources	4,672,548	4,539,379
Federal Debt Principal, Premium/Discount (Note 16)	10,097,493	8,988,938
Gold and Silver Reserves Held by the Mint	10,494	10,494
Pensions and Other Actuarial Liability (Note 18)	5,949	6,016
Liabilities to GSEs (Note 8)	316,230	359,900
Other Liabilities	2,017	1,990
Total Liabilities Not Covered by Budgetary and Other Resources	15,104,731	13,906,717
Total Liabilities Covered by Budgetary and Other Resources	1,405,357	1,591,444
Total Liabilities	\$ 16,510,088	\$ 15,498,161

OTHER LIABILITIES

Total "Other Liabilities" displayed on the Consolidated Balance Sheets consists of both liabilities that are covered and not covered by budgetary resources. Other liabilities at September 30, 2011 and 2010 consisted of the following (in millions):

	Current	Non-Current	2011 Total	Current	Non-Current	2010 Total
Intra-governmental						
Unfunded Federal Workers Compensation Program Liability (FECA)	\$ 45	\$ 58	\$ 103	\$ 46	\$ 57	\$ 103
Accounts Payable	124	-	124	59	-	59
Accrued Interest Payable	1	-	1	-	-	-
Other Accrued Liabilities	225	-	225	203	1	204
Total Intra-governmental	\$ 395	\$ 58	\$ 453	\$ 308	\$ 58	\$ 366
With the Public						
Actuarial Federal Workers Compensation Program Liability (FECA)	\$ -	\$ 553	\$ 553	\$ -	\$ 553	\$ 553
Liability for Deposit Funds (Held by the U.S. Government for Others) and Suspense Accounts	861	-	861	724	-	724
Accrued Funded Payroll and Benefits	557	-	557	533	-	533
Capital Lease Liabilities	-	1	1	-	-	-
Accounts Payable and Other Accrued Liabilities	2,186	64	2,250	2,607	53	2,660
Total with the Public	\$ 3,604	\$ 618	\$ 4,222	\$ 3,864	\$ 606	\$ 4,470

20. NET POSITION

Unexpended Appropriations represents the amount of spending authorized as of year-end that is unliquidated or unobligated and has not lapsed, been rescinded, or withdrawn. No-year appropriations remain available for obligation until expended. Annual appropriations remain available for upward or downward adjustment of obligations until expired.

Cumulative Results of Operations represents the net results of operations since inception, and includes cumulative amounts related to investments in capitalized assets and donations and transfers of assets in and out without reimbursement. Also included as a reduction in Cumulative Results of Operations are accruals for which the related expenses require funding from future appropriations and assessments. These future funding requirements include, among others: (a) accumulated annual leave earned but not taken, (b) accrued FECA, (c) credit reform cost reestimates, and (d) expenses for contingent liabilities.

The amount reported as “appropriations received” is appropriated by Congress from the General Fund receipts, such as income taxes, that are not earmarked by law for a specific purpose. This amount will not necessarily agree with the “appropriation received” amount reported on the Combined Statements of Budgetary Resources because of differences between proprietary and budgetary accounting concepts and reporting requirements. For example, certain dedicated and earmarked receipts are recorded as “appropriations received” on the Combined Statements of Budgetary Resources, but are recognized as exchange or non-exchange revenue (i.e., typically in special and non-revolving trust funds) and reported on the Statement of Changes in Net Position in accordance with SFFAS No. 7, *Accounting for Revenue and Other Financing Sources*.

TRANSFERS TO THE GENERAL FUND AND OTHER

The amount reported as “Transfers to the General Fund and Other” on the Consolidated Statement of Changes in Net Position under “Other Financing Sources” includes the following as of September 30, 2011 and 2010 (in millions):

	2011	2010
Categories of Transfers to the General Fund and Other		
Downward Reestimates of Credit Reform Subsidies	\$ 49,744	\$ 35,906
Increase in Liquidity Preference of GSEs Preferred Stock, GSEs Preferred Stock Dividends and Valuation Changes (Note 8)	39,415	56,678
Interest Revenue/Distribution of Income	37,761	35,993
Other	1,018	368
TOTAL	\$ 127,938	\$ 128,945

The credit reform downward reestimate subsidies that are transferred to the General Fund result from a change in forecasts of future cash flows (See Notes 7 and 11). Also included in “Transfers to the General Fund and Other” are the GSE Senior Preferred Stock investments and related dividends as well as the annual valuation adjustment to those investments (See Note 8). In addition, these transfers also include distribution of interest revenue to the General Fund. The interest revenue is accrued on inter-agency loans held by the Department on behalf of the U.S. Government. A corresponding balance is reported on the Consolidated Statements of Net Cost under “Federal Costs: Less Interest Revenue from Loans.” The amount reported on the Consolidated Statements of Net Cost is reduced by eliminations with Treasury bureaus.

The “Other” line mainly represents collections from other federal agencies as reimbursement of costs incurred by the Department for its administration of trust funds established within the Social Security Act. The Department is directed by statute to execute these administrative services. Seigniorage and numismatic profits also are included in the “Other” line. Seigniorage is the face value of newly minted circulating coins less the cost of production. Numismatic profit is any

profit on the sale of proof coins, uncirculated coins, commemorative coins, and related products and accessories. The United States Mint is required to distribute seigniorage and numismatic profits in excess of operating expenses to the General Fund. In any given year, the amount recognized as seigniorage may differ from the amount distributed to the General Fund by an insignificant amount due to timing differences.

21. CONSOLIDATED STATEMENTS OF NET COST AND NET COSTS OF TREASURY SUB-ORGANIZATIONS

The Department's Consolidated Statements of Net Cost display information on a consolidated basis. The complexity of the Department's organizational structure and operations requires that supporting schedules for Net Cost be included in the notes to the financial statements. These supporting schedules provide consolidating information, which fully displays the costs of each sub-organization (DO and each operating bureau).

REPORTING ENTITY

The classification of sub-organizations has been determined in accordance with SFFAS No. 4, *Managerial Cost Accounting Concepts and Standards for the Federal Government* which states that the predominant factor is the reporting entity's organization structure and existing responsibility components, such as bureaus, administrations, offices, and divisions within a department.

Each sub-organization is responsible for accumulating costs. The assignment of the costs to Department-wide programs is the result of using the following cost assignment methods: (1) direct costs, (2) cause and effect, and (3) cost allocation.

INTRA-DEPARTMENTAL COSTS/REVENUES

Intra-departmental costs/revenues resulting from the provision of goods and/or services on a reimbursable basis among Departmental sub-organizations are reported as costs by providing sub-organizations and as revenues by receiving sub-organizations. Accordingly, such costs/revenues are eliminated in the consolidation process.

INTRA-GOVERNMENTAL COSTS

Intra-governmental cost relates to the source of goods and services purchased by the Department and not to the classification of the related intra-governmental revenue.

In certain cases, other Federal agencies incur costs that are directly identifiable to the Department's operations. In accordance with SFFAS No. 30, *Inter-Entity Cost Implementation Amending*; SFFAS No. 4, *Managerial Cost Accounting Standards and Concepts*, the Department recognizes identified costs paid for the Department by other agencies as an expense of the Department. The material imputed inter-departmental financing sources currently recognized by the Department include the actual cost of future benefits for the federal pension plans that are paid by other federal entities, the Federal Employees Health Benefits Program (FEHB), and any un-reimbursed payments made from the Treasury Judgment Fund on behalf of the Department. The funding for these costs is reflected as imputed financing sources on the Statement of Changes in Net Position. Costs paid by other agencies on behalf of the Department were \$925 million and \$1.0 billion for the years ended September 30, 2011 and 2010, respectively.

CONSOLIDATED STATEMENT OF NET COSTS PRESENTATION

OMB Circular No. A-136, *Financial Reporting Requirements*, as revised, requires that the presentation of the Consolidated Statements of Net Cost align directly with the goals and outcomes identified in the Strategic Plan. Accordingly, the Department has presented the gross costs and earned revenues by the applicable strategic goals in its fiscal years 2007 – 2012 Strategic Plan. The majority of Treasury bureaus' and reporting entities' net cost information

falls within a single strategic goal in the Consolidated Statements of Net Cost. TTB and DO allocate costs to multiple programs using a net cost percentage calculation.

To the extent practical or reasonable to do so, earned revenue is deducted from the gross costs of the programs to determine their net cost. There are no precise guidelines to determine the degree to which certain earned revenue amounts can reasonably be attributed to programs. The attribution of such earned revenues requires the exercise of managerial judgment.

The Department's Consolidated Statements of Net Cost also present interest expense on the Federal Debt and other federal costs incurred as a result of assets and liabilities managed on behalf of the U.S. Government. These costs are not reflected as program costs related to the Department's strategic plan missions. Such costs are eliminated in the consolidation process to the extent that they involve transactions with Treasury sub-organizations.

Other federal costs shown on the Statements of Net Cost for the years ended September 30, 2011 and 2010 consisted of the following (in millions):

	2011	2010
Credit Reform Interest on Uninvested Fund (Intra-governmental)	\$ 8,015	\$ 8,192
Resolution Funding Corporation	2,239	2,276
Judgment Claims and Contract Disputes	2,290	1,119
Corporation for Public Broadcasting	435	506
Legal Services Corporation	408	418
All Other Payments	356	242
Total	\$ 13,743	\$ 12,753

21. CONSOLIDATED STATEMENT OF NET COST AND NET COSTS OF TREASURY SUB-ORGANIZATIONS (IN MILLIONS)

For Fiscal Year Ended September 30, 2011

Program Costs	Bureau of Engraving & Printing	Bureau of the Public Debt	Depart- mental Office ^(a)	Fin. Crimes Enforcement Network	Financial Management Service	Internal Revenue Service	U.S. Mint
FINANCIAL PROGRAM							
Intra-governmental Gross Costs	\$ -	\$ 111	\$ 1,957	\$ -	\$ 197	\$ 4,405	\$ -
Less: Earned Revenue	-	(22)	(2,225)	-	(170)	(70)	-
Intra-governmental Net Costs	-	89	(268)	-	27	4,335	-
Gross Costs with the Public	-	218	577	-	1,222	9,059	-
Less: Earned Revenue	-	(4)	(1)	-	-	(408)	-
Net Costs with the Public	-	214	576	-	1,222	8,651	-
Net Cost: Financial Program	-	303	308	-	1,249	12,986	-
ECONOMIC PROGRAM							
Intra-governmental Gross Costs	89	-	9,618	-	-	-	76
Less: Earned Revenue	(3)	-	(2,496)	-	-	-	(10)
Intra-governmental Net Costs	86	-	7,122	-	-	-	66
Gross Costs with the Public	459	-	(1,467)	-	-	-	4,408
Less: Earned Revenue	(539)	-	(8,479)	-	-	-	(4,601)
Net Costs with the Public	(80)	-	(9,946)	-	-	-	(193)
Net Cost: Economic Program	6	-	(2,824)	-	-	-	(127)
SECURITY PROGRAM							
Intra-governmental Gross Costs	-	-	160	67	-	-	-
Less: Earned Revenue	-	-	(23)	(3)	-	-	-
Intra-governmental Net Costs	-	-	137	64	-	-	-
Gross Costs with the Public	-	-	155	55	-	-	-
Less: Earned Revenue	-	-	-	-	-	-	-
Net Costs with the Public	-	-	155	55	-	-	-
Net Cost: Security Program	-	-	292	119	-	-	-
MANAGEMENT PROGRAM							
Intra-governmental Gross Costs	-	66	188	-	-	-	-
Less: Earned Revenue	-	(192)	(168)	-	-	-	-
Intra-governmental Net Costs	-	(126)	20	-	-	-	-
Gross Costs with the Public	-	121	283	-	-	-	-
Less: Earned Revenue	-	-	-	-	-	-	-
Net Costs with the Public	-	121	283	-	-	-	-
Net Cost: Management Program	-	(5)	303	-	-	-	-
Total Program Cost Before Assumption Changes	6	298	(1,921)	119	1,249	12,986	(127)
(Gains)/Losses on Pension, ORB, or OPEB	-	-	195	-	-	-	-
Assumption Changes	-	-	-	-	-	-	-
Net Cost of Operations	\$ 6	\$ 298	\$ (1,726)	\$ 119	\$ 1,249	\$ 12,986	\$ (127)

(a) Of the total \$2.8 billion of net income (negative cost) reported on the Net Economic Program Cost line by Departmental Office, GSE and ESF contributed \$21.1 and \$1 billion of net income, respectively; partially offset by OFS, DO policy offices, and OAS net cost of \$9.5 billion, \$7.1 billion, and \$2.5 billion, respectively. Other immaterial net costs were spread throughout other DO programs or offices.

21. CONSOLIDATED STATEMENT OF NET COST AND NET COSTS OF TREASURY SUB-ORGANIZATIONS (IN MILLIONS) (CON'T):

For Fiscal Year Ended September 30, 2011

Program Costs	Office of the Comptroller of the Currency	Office of ^(b) Thrift Supervision	Alcohol, Tobacco Tax and Trade Bureau	Combined Total	Eliminations	2011 Consolidated
FINANCIAL PROGRAM						
Intra-governmental Gross Costs	\$ -	\$ -	\$ 15	\$ 6,685	\$ 2,130	\$ 4,555
Less: Earned Revenue	-	-	-	(2,487)	(270)	(2,217)
Intra-governmental Net Costs	-	-	15	4,198	1,860	2,338
Gross Costs with the Public	-	-	40	11,116	-	11,116
Less: Earned Revenue	-	-	(3)	(416)	-	(416)
Net Costs with the Public	-	-	37	10,700	-	10,700
Net Cost: Financial Program	-	-	52	14,898	1,860	13,038
ECONOMIC PROGRAM						
Intra-governmental Gross Costs	122	31	15	9,951	9,561	390
Less: Earned Revenue	(26)	(15)	-	(2,550)	(2,514)	(36)
Intra-governmental Net Costs	96	16	15	7,401	7,047	354
Gross Costs with the Public	715	161	38	4,314	-	4,314
Less: Earned Revenue	(817)	(169)	-	(14,605)	-	(14,605)
Net Costs with the Public	(102)	(8)	38	(10,291)	-	(10,291)
Net Cost: Economic Program	(6)	8	53	(2,890)	7,047	(9,937)
SECURITY PROGRAM						
Intra-governmental Gross Costs	-	-	-	227	77	150
Less: Earned Revenue	-	-	-	(26)	(21)	(5)
Intra-governmental Net Costs	-	-	-	201	56	145
Gross Costs with the Public	-	-	-	210	-	210
Less: Earned Revenue	-	-	-	-	-	-
Net Costs with the Public	-	-	-	210	-	210
Net Cost: Security Program	-	-	-	411	56	355
MANAGEMENT PROGRAM						
Intra-governmental Gross Costs	-	-	-	254	85	169
Less: Earned Revenue	-	-	-	(360)	(303)	(57)
Intra-governmental Net Costs	-	-	-	(106)	(218)	112
Gross Costs with the Public	-	-	-	404	-	404
Less: Earned Revenue	-	-	-	-	-	-
Net Costs with the Public	-	-	-	404	-	404
Net Cost: Management Program	-	-	-	298	(218)	516
Total Program Cost Before Assumption Changes	(6)	8	105	12,717	8,745	3,972
(Gains)/Losses on Pension, ORB, or OPEB Assumption Changes	-	-	-	195	-	195
Net Cost of Operations	\$ (6)	\$ 8	\$ 105	\$ 12,912	\$ 8,745	\$ 4,167

(b) On July 21, 2011, OTS merged into OCC. Accordingly, OTS's operating results through July 20, 2011 are reported separately herein, and its operating results subsequent to July 20, 2011 were combined with OCC's operating results..

21. CONSOLIDATED STATEMENT OF NET COST AND NET COSTS OF TREASURY SUB-ORGANIZATIONS (IN MILLIONS) (CON'T):

For Fiscal Year Ended September 30, 2010

Program Costs	Bureau of Engraving & Printing	Bureau of the Public Debt	Departmental Office ^(c)	Fin. Crimes Enforcement Network	Financial Management Service	Internal Revenue Service	U.S. Mint
FINANCIAL PROGRAM							
Intra-governmental Gross Costs	\$ -	\$ 120	\$ 1,712	\$ -	\$ 189	\$ 4,577	\$ -
Less: Earned Revenue	-	(21)	(2,234)	-	(168)	(68)	-
Intra-governmental Net Costs	-	99	(522)	-	21	4,509	-
Gross Costs with the Public	-	221	459	-	1,185	9,323	-
Less: Earned Revenue	-	(6)	(1)	-	-	(386)	-
Net Costs with the Public	-	215	458	-	1,185	8,937	-
Net Cost: Financial Program	-	314	(64)	-	1,206	13,446	-
ECONOMIC PROGRAM							
Intra-governmental Gross Costs	90	-	12,727	-	-	-	75
Less: Earned Revenue	(4)	-	(2,260)	-	-	-	(11)
Intra-governmental Net Costs	86	-	10,467	-	-	-	64
Gross Costs with the Public	515	-	308,859	-	-	-	3,451
Less: Earned Revenue	(627)	-	(11,698)	-	-	-	(3,566)
Net Costs with the Public	(112)	-	297,161	-	-	-	(115)
Net Cost: Economic Program	(26)	-	307,628	-	-	-	(51)
SECURITY PROGRAM							
Intra-governmental Gross Costs	-	-	141	71	-	-	-
Less: Earned Revenue	-	-	(19)	(3)	-	-	-
Intra-governmental Net Costs	-	-	122	68	-	-	-
Gross Costs with the Public	-	-	156	57	-	-	-
Less: Earned Revenue	-	-	-	-	-	-	-
Net Costs with the Public	-	-	156	57	-	-	-
Net Cost: Security Program	-	-	278	125	-	-	-
MANAGEMENT PROGRAM:							
Intra-governmental Gross Costs	-	65	160	-	-	-	-
Less: Earned Revenue	-	(180)	(206)	-	-	-	-
Intra-governmental Net Costs	-	(115)	(46)	-	-	-	-
Gross Costs with the Public	-	102	337	-	-	-	-
Less: Earned Revenue	-	-	-	-	-	-	-
Net Costs with the Public	-	102	337	-	-	-	-
Net Cost: Management Program	-	(13)	291	-	-	-	-
Total Program Cost Before Assumption Changes	(26)	301	308,133	125	1,206	13,446	(51)
(Gains)/Losses on Pension, ORB, or OPEB Assumption Changes	-	-	818	-	-	-	-
Net Cost of Operations	\$ (26)	\$ 301	\$ 308,951	\$ 125	\$ 1,206	\$ 13,446	\$ (51)

(c) Of the total \$307.6 billion of Net Economic Program Costs incurred by Departmental Offices, GSE contributed \$321.7 billion, partially offset by OFS which contributed net income of \$23.1 billion.

21. CONSOLIDATED STATEMENT OF NET COST AND NET COSTS OF TREASURY SUB-ORGANIZATIONS (IN MILLIONS) (CON'T):

For Fiscal Year Ended September 30, 2010

Program Costs	Office of the Comptroller of the Currency	Office of Thrift Supervision	Alcohol, Tobacco Tax and Trade Bureau	Combined Total	Eliminations	2010 Consolidated
FINANCIAL PROGRAM						
Intra-governmental Gross Costs	\$ -	\$ -	\$ 15	\$ 6,613	\$ 1,985	\$ 4,628
Less: Earned Revenue	-	-	-	(2,491)	(276)	(2,215)
Intra-governmental Net Costs	-	-	15	4,122	1,709	2,413
Gross Costs with the Public	-	-	38	11,226	-	11,226
Less: Earned Revenue	-	-	(3)	(396)	-	(396)
Net Costs with the Public	-	-	35	10,830	-	10,830
Net Cost: Financial Program	-	-	50	14,952	1,709	13,243
ECONOMIC PROGRAM						
Intra-governmental Gross Costs	111	39	15	13,057	12,661	396
Less: Earned Revenue	(21)	(10)	-	(2,306)	(2,279)	(27)
Intra-governmental Net Costs	90	29	15	10,751	10,382	369
Gross Costs with the Public	676	202	39	313,742	-	313,742
Less: Earned Revenue	(766)	(220)	-	(16,877)	-	(16,877)
Net Costs with the Public	(90)	(18)	39	296,865	-	296,865
Net Cost: Economic Program	-	11	54	307,616	10,382	297,234
SECURITY PROGRAM						
Intra-governmental Gross Costs	-	-	-	212	81	131
Less: Earned Revenue	-	-	-	(22)	(18)	(4)
Intra-governmental Net Costs	-	-	-	190	63	127
Gross Costs with the Public	-	-	-	213	-	213
Less: Earned Revenue	-	-	-	-	-	-
Net Costs with the Public	-	-	-	213	-	213
Net Cost: Security Program	-	-	-	403	63	340
MANAGEMENT PROGRAM:						
Intra-governmental Gross Costs	-	-	-	225	82	143
Less: Earned Revenue	-	-	-	(386)	(330)	(56)
Intra-governmental Net Costs	-	-	-	(161)	(248)	87
Gross Costs with the Public	-	-	-	439	-	439
Less: Earned Revenue	-	-	-	-	-	-
Net Costs with the Public	-	-	-	439	-	439
Net Cost: Management Program	-	-	-	278	(248)	526
Total Program Cost Before Assumption Changes						
(Gains)/Losses on Pension, ORB, or OPEB	-	11	104	323,249	11,906	311,343
Assumption Changes	2	-	-	820	-	820
Net Cost of Operations	\$ 2	\$ 11	\$ 104	\$ 324,069	\$ 11,906	\$ 312,163

22. ADDITIONAL INFORMATION RELATED TO THE COMBINED STATEMENTS OF BUDGETARY RESOURCES

Federal agencies are required to disclose additional information related to the Combined Statements of Budgetary Resources (per OMB Circular No. A-136). In accordance with SFFAS No. 7, *Accounting for Revenue and Other Financing Sources*, the Department must report the value of goods and services ordered and obligated which have not been received. This amount includes any orders for which advance payment has been made but for which delivery or performance has not yet occurred. The information for the fiscal years ended September 30, 2011 and 2010 was as follows (in millions):

UNDELIVERED ORDERS

	2011	2010
Undelivered Orders		
Paid	\$ 114	\$ 126
Unpaid	208,868	169,305
Undelivered orders at the end of the year	\$ 208,982	\$ 169,431

CONTRIBUTED CAPITAL

Contributed capital represents the current year authority and prior year balances of amounts actually transferred through non-expenditure transfers to miscellaneous receipt accounts of the General Fund of the Treasury to repay a portion of a capital investment.

	2011	2010
Contributed Capital	\$ 58	\$ 20

APPORTIONMENT CATEGORIES OF OBLIGATIONS INCURRED

Apportionment categories are determined in accordance with the guidance provided in OMB Circular No. A-11, *Preparation, Submission and Execution of the Budget*. Apportionment Category A represents resources apportioned for calendar quarters. Apportionment Category B represents resources apportioned for other time periods for activities, projects or objectives, or for any combination thereof (in millions).

DIRECT VS. REIMBURSABLE OBLIGATIONS INCURRED

	2011	2010
Direct - Category A	\$ 3,203	\$ 2,849
Direct - Category B	247,733	330,068
Direct - Exempt from Apportionment	461,985	481,785
Total Direct	712,921	814,702
Reimbursable - Category A	-	11
Reimbursable - Category B	5,872	4,883
Reimbursable - Exempt from Apportionment	1,254	1,242
Total Reimbursable	7,126	6,136
Total Direct and Reimbursable	\$ 720,047	\$ 820,838

TERMS OF BORROWING AUTHORITY USED

Several Departmental programs have authority to borrow under the FCRA, as amended. The FCRA provides indefinite borrowing authority to financing accounts to fund the unsubsidized portion of direct loans and to satisfy obligations in the event the financing account's resources are insufficient. Repayment requirements are defined by OMB Circular No. A-11. Interest expense due is calculated based on the beginning balance of borrowings outstanding and the

borrowings/repayments activity that occurred during the fiscal year. Undisbursed Departmental borrowings earn interest at the same rate as the financing account pays on its debt owed to BPD. In the event that principal and interest collections exceed the interest expense due, the excess will be repaid to the Department. If principal and interest do not exceed interest expense due, the Department will borrow the difference. The Department makes periodic principal repayments based on the analysis of cash balances and future disbursement needs. All interest on borrowings were due on September 30, 2011. Interest rates on FCRA borrowings range from 1.00 percent to 8.96 percent.

AVAILABLE BORROWING

(in millions)	2011		2010
Beginning Balance	\$	23,477	\$ 51,510
Current Authority		201,863	151,473
Decreases		(44,803)	(19,274)
Borrowing Authority Withdrawn		(2,307)	(37,982)
Borrowing Authority Converted to Cash		(54,386)	(122,250)
Ending Balance	\$	123,844	\$ 23,477

RECONCILIATION OF THE PRESIDENT'S BUDGET

The Budget of the United States (also known as the President's Budget), with actual numbers for fiscal year 2011, was not published at the time that these financial statements were issued. The President's Budget is expected to be published in February 2012, and can be located at the OMB website <http://www.whitehouse.gov/omb> and will be available from the U.S. Government Printing Office. The following chart displays the differences between the Combined Statement of Budgetary Resources (SBR) in the fiscal year 2010 Agency Financial Report and the actual fiscal year 2010 balances included in the fiscal year 2012 President's Budget.

**Reconciliation of Fiscal Year 2010 Combined Statement of Budgetary Resources
to the Fiscal Year 2012 President's Budget**

(in millions)	Budgetary Resources	Outlays (net of offsetting collections)	Offsetting Receipts	Net Outlays	Obligations Incurred
Statement of Budgetary Resources (SBR) Amounts	\$ 1,193,081	\$ 519,419	\$ (178,909)	\$ 340,510	\$ 820,838
Included in the Treasury Department Chapter of the PB but not in the SBR					
IRS non-entity tax credit payments ⁽¹⁾	112,465	112,457	-	112,457	112,457
Tax and Trade Bureau (TTB) non-entity collections for Puerto Rico	378	378	-	378	378
Non-Treasury offsetting receipts	-	-	(47)	(47)	-
Treasury offsetting receipts considered to be General Fund transactions for reporting purposes ⁽²⁾	-	-	(6)	(6)	-
Continued dumping subsidy - U.S. Customs and Border Patrol	109	259	-	259	259
Other	-	2	67	69	-
Subtotal	112,952	113,096	14	113,110	113,094
Included in the SBR but not in the Treasury Department chapter of the PB					
Treasury resources shown in non-Treasury chapters of the PB ⁽³⁾	(40,638)	(4,806)	-	(4,806)	(5,729)
Offsetting collections net of collections shown in PB	(11,084)	-	(289)	(289)	-
Treasury offsetting receipts shown in other chapters of PB, part of which is in SBR	-	-	574	574	-
Unobligated balance carried forward, recoveries of prior year funds and expired accounts	(335,498)	-	-	-	2
ESF resources not shown in PB ⁽⁴⁾	(104,770)	2	-	2	(61,168)
Treasury Financing Accounts (CDFI, OFS and GSEs)	(243,083)	(4,667)	-	(4,667)	(219,264)
Enacted reduction, 50% Transfer Accounts, and Capital Transfers to General Fund not included in PB	(25)	-	-	-	-
Other	-	(1)	(1)	(2)	(2)
Subtotal	(735,098)	(9,472)	284	(9,188)	(286,161)
Trust Fund - OCC ⁽⁵⁾	(155)	55	(94)	(39)	-
President's Budget Amounts⁽⁶⁾	\$ 570,780	\$ 623,098	\$ (178,705)	\$ 444,393	\$ 647,771

⁽¹⁾ These are primarily Earned Income Tax Credit and Child Tax Credit payments that are reported with refunds as custodial activities in the Department's financial statements and thus are not reported as budgetary resources.

⁽²⁾ These are receipt accounts that the Department manages on behalf of other agencies and considers to be General Fund receipts rather than receipts of the Department reporting entity.

⁽³⁾ The largest of these resources relate to the Department's International Assistance Programs.

⁽⁴⁾ The ESF is a self-sustaining component that finances its operations with the buying and selling of foreign currencies to regulate the fluctuations of the dollar. Because of the nature of the activities of the component, it does not receive appropriations, and therefore is excluded from the PB.

⁽⁵⁾ The OCC negative outlay also appears in the offsetting receipts section of the Analytical Perspectives, and hence shown as a reconciling item.

⁽⁶⁾ Per the President's Budget for fiscal year 2012 – Budgetary Resources and Outlays are from the Analytical Perspective. Offsetting Receipts and Obligations Incurred are from the Appendix.

LEGAL ARRANGEMENTS AFFECTING USE OF UNOBLIGATED BALANCES

The use of unobligated balances is restricted based on annual legislation requirements or enabling authorities. Funds are presumed to be available for only one fiscal year unless otherwise noted in the annual appropriation language.

Unobligated balances in unexpired fund symbols are available in the next fiscal year for new obligations unless some restrictions had been placed on those funds by law. In those situations, the restricted funding will be temporarily unavailable until such time as the reasons for the restriction have been satisfied or legislation has been enacted to remove the restriction.

Amounts in expired fund symbols are not available for new obligations, but may be used to adjust obligations and make disbursements that were recorded before the budgetary authority expired or to meet a bona fide need that arose in the fiscal year for which the appropriation was made.

CHANGE IN ACCOUNTING POLICY EFFECT ON UNOBLIGATED AND UNPAID OBLIGATIONS

Effective in fiscal year 2010, the Department changed its budgetary accounting policy for the accounting and reporting of ESF investment balance changes. The change in accounting policy allowed the Department to present the revaluations of ESF investments, as well as other ESF assets not readily convertible to cash, as a budgetary resource that is permanently not available without affecting outlays.

In order to facilitate this change in accounting, an adjustment for \$14.1 billion was made to the line item, Unobligated balances, brought forward, October 1, 2009, of the Combined Statement of Budgetary Resources for the fiscal year ended September 30, 2010. This adjustment primarily included additions of accumulated FCDA investment balances now permitted by OMB to be reported on the Combined Statement of Budgetary Resources through the use of a new USSGL. These budgetary adjustments had no impact on ESF proprietary account balances in fiscal year 2010 or previous years.

In order to maintain appropriate budgetary relationships on the Combined Statement of Budgetary Resources between Budgetary Resources, Status of Budgetary Resources, and Relationship of Obligations to Outlays, an adjustment corresponding to the FCDA investment balance of \$14.1 billion was made to the fiscal year 2010 line item, Obligations Incurred, Unpaid Obligations Brought Forward, and Obligations Incurred.

23. COLLECTION AND DISPOSITION OF CUSTODIAL REVENUE

The Department collects the majority of federal revenue from income and excise taxes. Collection activity, by revenue type and tax year, was as follows for the years ended September 30, 2011 and 2010 (in millions):

	Tax Year				
	2011	2010	2009	Pre-2009	2011 Collections
Individual Income and FICA Taxes	\$ 1,357,129	\$ 703,856	\$ 18,980	\$ 22,065	\$ 2,102,030
Corporate Income Taxes	165,768	62,650	1,855	12,575	242,848
Estate and Gift Taxes	23	6,367	691	1,998	9,079
Excise Taxes	53,429	19,023	87	255	72,794
Railroad Retirement Taxes	3,523	1,164	1	4	4,692
Unemployment Taxes	4,806	1,961	39	87	6,893
Fines, Penalties, Interest, & Other Revenue - Tax Related	284	9	-	-	293
Tax Related Revenue Received	1,584,962	795,030	21,653	36,984	2,438,629
Federal Reserve Earnings	63,792	18,754	-	-	82,546
Fines, Penalties, Interest & Other Revenue - Non-Tax Related	273	25	-	-	298
Non-Tax Related Revenue Received	64,065	18,779	-	-	82,844
Total Revenue Received	\$ 1,649,027	\$ 813,809	\$ 21,653	\$ 36,984	\$ 2,521,473
Less Amounts Collected for Non-Federal Entities					462
Total					\$ 2,521,011

	Tax Year				
	2010	2009	2008	Pre-2008	2010 Collections
Individual Income and FICA Taxes	\$ 1,315,876	\$ 635,920	\$ 20,182	\$ 16,782	\$ 1,988,760
Corporate Income Taxes*	188,527	75,459	1,612	12,339	277,937
Estate and Gift Taxes	4	7,841	881	11,025	19,751
Excise Taxes	52,112	18,583	98	153	70,946
Railroad Retirement Taxes	3,547	1,099	1	1	4,648
Unemployment Taxes	4,697	1,726	37	83	6,543
Fines, Penalties, Interest, & Other Revenue - Tax Related	244	1	-	-	245
Tax Related Revenue Received	1,565,007	740,629	22,811	40,383	2,368,830
Federal Reserve Earnings	56,582	19,263	-	-	75,845
Fines, Penalties, Interest, & Other Revenue - Non-Tax Related	1,613	22	-	-	1,635
Non-Tax Related Revenue Received	58,195	19,285	-	-	77,480
Total Revenue Received	\$ 1,623,202	\$ 759,914	\$ 22,811	\$ 40,383	\$ 2,446,310
Less Amounts Collected for Non-Federal Entities					387
Total					\$ 2,445,923

* Tax amounts collected as reported by tax year for this line item have been restated to correct for amounts that were incorrectly reported in the Department's prior year annual financial report. The corrections made were deemed immaterial by the Department's management. Corporate Income taxes by Tax Year for 2010 have been corrected to agree with the Financial Report of IRS and the amounts reported in the Financial Report of the U.S. Government (See Note 1 AC).

Amounts reported for Corporate Income Taxes collected in fiscal year 2011 and 2010 include corporate taxes of \$9 billion and \$13.2 billion for tax years 2012 and 2011, respectively.

AMOUNTS PROVIDED TO FUND THE U.S. GOVERNMENT

For the years ended September 30, 2011 and 2010, collections of custodial revenue transferred to other entities were as follows (in millions):

	2011	2010
Department of the Interior	\$ 344	\$ 361
General Fund ⁽¹⁾	2,106,419	1,975,625
Total	\$ 2,106,763	\$ 1,975,986

(1) The General Fund amount for fiscal year 2011 includes cash proceeds from sale of AIG common stock of \$1.973 billion as reported on the Statement of Custodial Activity.

FEDERAL TAX REFUNDS PAID

Refund activity, by revenue type and tax year, was as follows for the years ended September 30, 2011 and 2010 (in millions):

	Tax Year					2011 Refunds
	2011	2010	2009	Pre- 2009		
Individual Income and FICA Taxes	\$ 1,140	\$ 302,832	\$ 26,455	\$ 13,957	\$ 344,384	
Corporate Income Taxes	6,342	16,623	6,451	38,361	67,777	
Estate and Gift Taxes	-	11	401	1,366	1,778	
Excise Taxes	799	1,047	159	184	2,189	
Railroad Retirement Taxes	-	2	-	1	3	
Unemployment Taxes	3	54	15	18	90	
Total	\$ 8,284	\$ 320,569	\$ 33,481	\$ 53,887	\$ 416,221	

	Tax Year					2010 Refunds
	2010	2009	2008	Pre- 2008		
Individual Income and FICA Taxes*	\$ 1,343	\$ 316,596	\$ 36,144	\$ 17,223	\$ 371,306	
Corporate Income Taxes	2,630	15,913	16,414	61,229	96,186	
Estate and Gift Taxes	-	209	439	277	925	
Excise Taxes	429	611	171	215	1,426	
Railroad Retirement Taxes	-	1	-	-	1	
Unemployment Taxes	1	56	13	23	93	
Total	\$ 4,403	\$ 333,386	\$ 53,181	\$ 78,967	\$ 469,937	

*Tax refund amounts as reported by tax year for this line item have been restated to correct for amounts that were incorrectly reported in the Department's prior year annual financial report. The corrections made were deemed immaterial by the Department's management (Note 1AC).

FEDERAL TAX REFUNDS PAYABLE

As of September 30, 2011 and September 30, 2010, refunds payable to taxpayers consisted of the following (in millions):

	2011	2010
Internal Revenue Service	\$ 3,981	\$ 4,133
Alcohol, Tobacco Tax and Trade Bureau	2	13
Total	\$ 3,983	\$ 4,146

24. EARMARKED FUNDS

The majority of the Department's earmarked fund activities are attributed to the ESF and the pension and retirement funds managed by the Office of D.C. Pensions. In addition, several Department bureaus operate with either a public enterprise (or revolving fund) and receive no appropriations from the Congress. These bureaus are BEP, Mint, IRS, OCC, and OTS. Other miscellaneous earmarked funds are managed by BPD, DO, FMS, FMD (a division of FMS), IRS, OFR, and TFF.

The following is a list of earmarked funds and a brief description of the purpose, accounting, and uses of these funds.

Bureau	Fund Code	Fund Title/Description
Exchange Stabilization Fund (ESF)		
ESF	20X4444	Exchange Stabilization Fund
D.C. Pensions		
DCP	20X1713	Federal payment - D.C. Judicial Retirement
DCP	20X1714	Federal payment - D.C. Federal Pension Fund
DCP	20X5511	D.C. Federal Pension Fund
DCP	20X8212	D.C. Judicial Retirement and Survivor's Annuity Fund
Public Enterprise/Revolving Funds		
BEP	20X4502	Bureau of Engraving and Printing Fund
MNT	20X4159	Public Enterprise Fund
OCC	20X8413	Assessment Funds
OCC	20X4264	Assessment Funds
OTS	20X4108	Public Enterprise Revolving Fund
IRS	20X4413	Federal Tax Lien Revolving Fund
Other Earmarked Funds		
BPD	20X5080	Gifts to Reduce Public Debt
DO	20X5816	Confiscated and Vested Iraqi Property and Assets
DO	20X8790	Gifts and Bequests Trust Fund
FMD	20X5081	Presidential Election Campaign
FMD	20X8902	Esther Cattell Schmitt Gift Fund
FMD	9515585	Travel Promotion Fund, Corp for Travel Promotion
FMD	95X5585	Travel Promotion Fund, Corp for Travel Promotion
FMS	205/65445	Debt Collection Special Fund
FMS	206/75445	Debt Collection Special Fund
FMS	207/85445	Debt Collection Special Fund
FMS	208/95445	Debt Collection Special Fund
FMS	209/05445	Debt Collection Special Fund
FMS	200/15445	Debt Collection Special Fund
FMS	201/25445	Debt Collection Special Fund
IRS	20X5510	Private Collection Agency Program
IRS	20X5433	Informant Reimbursement
OFR	20X5590	Financial Research Fund
TFF	20X5697	Treasury Forfeiture Fund

Pursuant to the legal authority found in section 10 of the Gold Reserve Act of 1934, as amended, the ESF may purchase or sell foreign currencies, holds U.S. foreign exchange and SDR assets, and may provide financing to foreign governments and foreign entities. The ESF accounts for and reports its holdings to FMS on the Standard Form 224, "Statement of Transactions," and provides other reports to Congress. Interest on SDRs in the IMF, Investments in U.S. Securities (BPD), and Investments in Foreign Currency Assets are its primary sources of revenue. The ESF's earnings and realized

gains on foreign currency assets represent inflows of resources to the government, and the interest revenues earned from U.S. Securities are the result of intra-Departmental flows.

D.C. Pension Funds provide annuity payments for retired D.C. teachers, police officers, judges, and firefighters. The sources of revenues are through annual appropriations, employees' contributions, and interest earnings from investments. All proceeds are earmarked. Note 18 provides detailed information on various funds managed by DCP.

The Department's three non-appropriated bureaus as of September 30, 2011 – BEP, Mint, and OCC – operate “public enterprise/revolving funds” to account for their respective revenues and expenses. 31 USC § 5142 established the revolving fund for BEP to account for revenue and expenses related to the currency printing activities. P.L. 104-52 (31 USC § 5136) established the Public Enterprise Fund for the Mint to account for all revenue and expenses related to the production and sale of numismatic products and circulating coinage. Revenues and other financing sources at the Mint are mainly from the sale of numismatic and bullion products, and the sale of circulating coins to the FRB system. 12 USC § 481 established the Assessment Funds for OCC and 12 USC § 1467 governs the collection and use of assessments and other funds by OTS (merged with OCC on July 21, 2011). Revenue and financing sources are from the bank examinations and assessments for the oversight of the national banks, savings associations, and savings and loan holding companies. These non-appropriated funds do not directly contribute to the inflows of resources to the government. There are minimal transactions with other government agencies.

There are other earmarked funds at several Treasury bureaus, such as donations to the Presidential Election Campaign Fund, funds related to the debt collection program, gifts to reduce the public debt, and other enforcement related activities. Public laws, the U.S. Code, and the *Debt Collection Improvement Act* established and authorized the use of these funds. Sources of revenues and other financing sources include contributions, cash and property forfeited in enforcement activities, public donations, and debt collection.

INTRA-GOVERNMENTAL INVESTMENTS IN TREASURY SECURITIES

The U.S. Government does not set aside assets to pay future benefits or other expenditures associated with earmarked funds. The Department's bureaus and other federal agencies invest some of the earmarked funds that they collect from the public, if they have the statutory authority to do so. The funds are invested in securities issued by BPD. The cash collected by BPD is deposited in the General Fund, which uses the cash for general government purposes.

The investments provide Department bureaus and other federal agencies with authority to draw upon the General Fund to make future benefit payments or other expenditures. When the Department bureaus or other federal agencies require redemption of these securities to make expenditures, the government finances those redemptions out of accumulated cash balances, by raising taxes or other receipts, by borrowing from the public or repaying less debt, or by curtailing other expenditures. This is the same way that the government finances all other expenditures.

The securities are an asset to the Department bureaus and other federal agencies and a liability of the BPD. The General Fund is liable to BPD. Because the Department bureaus and other federal agencies are parts of the U.S. Government, these assets and liabilities offset each other from the standpoint of the government as a whole. For this reason, they do not represent an asset or a liability in the U.S. Government-wide financial statements.

The balances related to the investments made by the Department bureaus are not displayed on the Department's financial statements because the bureaus are subcomponents of the Department. However, the General Fund remains liable to BPD for the invested balances and BPD remains liable to the investing Department bureaus (See Note 4).

**Summary Information for Earmarked Funds
as of and for the Fiscal Year Ended September 30, 2011**

(in millions)	Exchange Stabilization Fund	D.C. Pensions	Public Enterprise/ Revolving Funds	Other Earmarked Funds	Combined Earmarked Funds	Elimi- nations	2011 Total
ASSETS							
Fund Balance	\$ -	\$ 7	\$ 1,123	\$ 493	\$ 1,623	\$ -	\$ 1,623
Investments and Related Interest - Intragovernmental	22,721	4,048	1,188	1,587	29,544	29,544	-
Cash, Foreign Currency and Other Monetary Assets	66,678	-	-	20	66,698	-	66,698
Investments and Related Interest	15,777	-	-	-	15,777	-	15,777
Other Assets	-	2	1,422	110	1,534	6	1,528
Total Assets	\$ 105,176	\$ 4,057	\$ 3,733	\$ 2,210	\$ 115,176	\$ 29,550	\$ 85,626
LIABILITIES							
Intra-governmental Liabilities	\$ -	\$ -	\$ 48	\$ 369	\$ 417	\$ 58	\$ 359
Certificates Issued to Federal Reserve Banks	5,200	-	-	-	5,200	-	5,200
Allocation of Special Drawing Rights	55,150	-	-	-	55,150	-	55,150
DC Pension Liability	-	9,671	-	-	9,671	-	9,671
Other Liabilities	35	55	661	176	927	-	927
Total Liabilities	60,385	9,726	709	545	71,365	58	71,307
Net Position							
Unexpended Appropriations - Earmarked Funds	200	-	-	-	200	-	200
Cumulative Results of Operations - Earmarked Funds	44,591	(5,669)	3,024	1,665	43,611	-	43,611
Total Liabilities and Net Position	\$ 105,176	\$ 4,057	\$ 3,733	\$ 2,210	\$ 115,176	\$ 58	\$ 115,118
Statement of Net Cost							
Gross Cost	\$ 438	\$ 287	\$ 6,062	\$ 306	\$ 7,093	\$ 81	\$ 7,012
Less: Earned Revenue	(1,484)	(117)	(6,181)	-	(7,782)	(165)	(7,617)
Gains/Losses on Pension, ORB, or OPEB Assumption Changes	-	195	-	-	195	-	195
Total Net Cost of Operations	\$ (1,046)	\$ 365	\$ (119)	\$ 306	\$ (494)	\$ (84)	\$ (410)
Statement of Changes in Net Position							
Cumulative Results of Operations:							
Beginning Balance, as adjusted	\$ 43,545	\$ (5,805)	\$ 2,528	\$ 1,158	\$ 41,426	\$ -	\$ 41,426
Budgetary Financing Sources	-	501	(51)	851	1,301	(50)	1,351
Other Financing Sources	-	-	428	(38)	390	(36)	426
Total Financing Sources	-	501	377	813	1,691	(86)	1,777
Net Cost of Operations	1,046	(365)	119	(306)	494	84	410
Change in Net Position	1,046	136	496	507	2,185	(2)	2,187
Ending Balance	\$ 44,591	\$ (5,669)	\$ 3,024	\$ 1,665	\$ 43,611	\$ (2)	\$ 43,613

* The eliminations reported above include both inter and intra eliminations for the Earmarked Funds. The total eliminations amount will not agree with the eliminations reported in the Statement of Changes in Net Position, which include eliminations for Other Funds.

**Summary Information for Earmarked Funds
as of and for the Fiscal Year ended September 30, 2010**

(in millions)	Exchange Stabilization Fund	D.C. Pensions	Public Enterprise/ Revolving Funds	Other Earmarked Funds	Combined Earmarked Funds	Elimi- nations	2010 Total
ASSETS							
Fund Balance	\$ -	\$ 7	\$ 490	\$ 362	\$ 859	\$ -	\$ 859
Investments and Related Interest- Intragovernmental	20,436	3,980	1,398	1,385	27,199	27,199	-
Cash, Foreign Currency and Other Monetary Assets	70,878	-	-	12	70,890	-	70,890
Investments and Related Interest	12,616	-	-	-	12,616	-	12,616
Other Assets	-	5	1,306	114	1,425	7	1,418
Total Assets	\$ 103,930	\$ 3,992	\$ 3,194	\$ 1,873	\$ 112,989	\$ 27,206	\$ 85,783
LIABILITIES							
Intra-governmental Liabilities	\$ -	\$ -	\$ 38	\$ 260	\$ 298	\$ 55	\$ 243
Certificates Issued to Federal Reserve Banks	5,200	-	-	-	5,200	-	5,200
Allocation of Special Drawing Rights	54,958	-	-	-	54,958	-	54,958
DC Pension Liabilities	-	9,743	-	-	9,743	-	9,743
Other Liabilities	27	54	628	455	1,164	-	1,164
Total Liabilities	60,185	9,797	666	715	71,363	55	71,308
Net Position							
Unexpended Appropriations- Earmarked Funds	200	-	-	-	200	-	200
Cumulative Results of Operations - Earmarked Funds	43,545	(5,805)	2,528	1,158	41,426	-	41,426
Total Liabilities and Net Position	\$ 103,930	\$ 3,992	\$ 3,194	\$ 1,873	\$ 112,989	\$ 55	\$ 112,934
Statement of Net Cost							
Gross Cost	\$ 1,476	\$ 417	\$ 5,159	\$ 229	\$ 7,281	\$ 80	\$ 7,201
Less: Earned Revenue	(1,392)	(128)	(5,225)	-	(6,745)	(177)	(6,568)
Gains/Losses on Pension, ORB, or OPEB Assumption Changes	-	818	2	-	820	-	820
Total Net Cost of Operations	\$ 84	\$ 1,107	\$ (64)	\$ 229	\$ 1,356	\$ (97)	\$ 1,453
Cumulative Results of Operations							
Beginning Balance, as adjusted	\$ 43,647	\$ (5,225)	\$ 2,465	\$ 766	\$ 41,653	\$ -	\$ 41,653
Budgetary Financing Sources	(18)	527	(13)	384	880	(12)	892
Other Financing Sources	-	-	12	237	249	(38)	287
Total Financing Sources	(18)	527	(1)	621	1,129	(50)	1,179
Net Cost of Operations	(84)	(1,107)	64	(229)	(1,356)	97	(1,453)
Net Changes	(102)	(580)	63	392	(227)	47	(274)
Total Cumulative Results of Operations	\$ 43,545	\$ (5,805)	\$ 2,528	\$ 1,158	\$ 41,426	\$ 47	\$ 41,379

* The eliminations reported above include both inter and intra eliminations for the Earmarked Funds. The total eliminations amount will not agree with the eliminations reported in the Statement of Changes in Net Position, which include eliminations for Other Funds.

25. RECONCILIATION OF NET COST OF OPERATIONS TO BUDGET

The Reconciliation of Net Cost of Operations to Budget explains the difference between the budgetary net obligations and the proprietary net cost of operations. As of September 30, 2011 and 2010, the Reconciliation of Net Cost of Operations to Budget consisted of the following (in millions):

	2011	2010
RESOURCES USED TO FINANCE ACTIVITIES		
Budgetary Resources Obligated:		
Obligations Incurred	\$ 720,047	\$ 820,838
Less: Spending Authority from Offsetting Collections and Recoveries	(223,941)	(251,553)
Obligations Net of Offsetting Collections and Recoveries	496,106	569,285
Less: Offsetting Receipts	(119,958)	(178,909)
Net Obligations	376,148	390,376
Other Resources:		
Donations and Forfeiture of Property	163	319
Financing Sources for Accrued Interest and Discount on the Debt	14,042	11,086
Transfers In/Out Without Reimbursement	(60)	(42)
Imputed Financing from Cost Absorbed by Others	925	1,008
Transfers to the General Fund and Other (Note 20)	(127,938)	(128,945)
Net Other Resources Used to Finance Activities	(112,868)	(116,574)
Total Resources Used to Finance Activities	263,280	273,802
RESOURCES USED TO FINANCE ITEMS NOT PART OF THE NET COST OF OPERATIONS		
Change in Budgetary Resources Obligated for Goods, Services, and Benefits Ordered but not yet Provided	67,967	20,955
Credit Program Collections that Increase Liabilities for Loan Guarantees or Allowances for Subsidy	(23,549)	(40,146)
Adjustment to Accrued Interest and Discount on the Debt	15,277	12,011
Other (primarily Offset to Offsetting Receipts)	(164,856)	(98,559)
Total Resources Used to Finance Items Not Part of the Net Cost of Operations	(105,161)	(105,739)
Total Resources Used to Finance the Net Cost of Operations	368,441	379,541
Total Components of Net Cost of Operations That Will Require or Generate Resources in Future Periods	23,213	307,422
Total Components of Net Cost of Operations That Will Not Require or Generate Resources	12,501	(28,122)
Total Components of Net Cost of Operations That Will Not Require or Generate Resources in the Current Period	35,714	279,300
Net Cost of Operations	\$ 404,155	\$ 658,841

26. NON-TARP INVESTMENTS IN AMERICAN INTERNATIONAL GROUP, INC.

Under the initial terms of a capital facility agreement between the FRBNY and AIG, a 77.9 percent equity interest in AIG (in the form of Series C Convertible Participating Serial Preferred Stock convertible into approximately 77.9 percent of the issued and outstanding shares of AIG common stock) was issued to a trust (Trust) established by the FRBNY. Subsequent to the initial agreement, a reverse stock split of AIG's common stock increased this equity interest to 79.8 percent. The General Fund of the U.S. Government was the sole beneficiary of the Trust. In connection with the establishment of the Trust, the Department, as custodian of the General Fund, recorded a non-entity asset of \$23.5 billion as of September 30, 2009, along with a corresponding entry to custodial revenue for the same amount, to reflect the value of the General Fund's beneficiary interest holding in the Trust. As of September 30, 2010, the value of the Trust had declined by \$2.7 billion, reducing the carrying value of this non-entity asset to \$20.8 billion. Both the initial recording of the non-entity Trust asset of \$23.5 billion in fiscal year 2009, along with the subsequent \$2.7 billion decline in value in fiscal year 2010, were reported on the Consolidated Statements of Custodial Activity.

On September 30, 2010, the Department, the FRBNY, and AIG entered into an AIG Recapitalization Agreement for the purpose of restructuring the U.S. Government's holdings in AIG. This restructuring was executed on January 14, 2011, converted the Trust's AIG preferred stock was converted into 562.9 million shares of AIG common stock, and the Trust was dissolved (refer to Note 7 for a discussion of the TARP-related transactions that occurred in connection with the January 14, 2011 restructuring). The Department intends to sell both its General Fund and TARP holdings in AIG common stock together, on a pro rata basis, in the open market over time. The General Fund will be the ultimate recipient of any future dividends earned and proceeds realized from the liquidation of the AIG common stock. Accordingly, such dividends and proceeds will be deposited into the accounts of the General Fund. The conversion of the Trust's preferred stock into AIG common stock reduced the non-entity portion of the outstanding common stock ownership in AIG from 79.8 percent to approximately 31 percent. In connection with the January 14, 2011 restructuring, the Department recorded a non-entity asset of \$25.5 billion to reflect the value of the General Fund's 31 percent ownership in AIG's common stock. This transaction also included removing the previous asset which represented the General Fund's sole beneficiary interest in the Trust, which was dissolved as part of the recapitalization.

On May 27, 2011, the Department sold in the open market 200 million shares of AIG common shares held by the General Fund and TARP (68 million and 132 million shares, respectively). The sale of the AIG common stock resulted in total gross cash proceeds of \$5.8 billion, of which the General Fund and the TARP received \$2.0 billion and \$3.8 billion, respectively, for the fiscal year ended September 30, 2011.

After taking into consideration the May 2011 sale of AIG common stock, the carrying value of the non-entity investment in AIG was \$10.9 billion as of September 30, 2011, which represented the fair value as of that date of the remaining AIG common stock held by the General Fund. As of September 30, 2010, the carrying value of the non-entity investment in AIG was \$20.8 billion, which represented the fair value, as of that date, of the General Fund's sole beneficiary interest in the Trust. The fair value of the non-entity assets recorded as of September 30, 2011 and 2010 were based on the market value of AIG's common stock which is actively traded on the NYSE. This basis of valuation was used for the Trust since the underlying AIG common stock, to which the preferred shares were converted, represented the best independent valuation available for the General Fund's beneficial interest. During fiscal years 2011 and 2010, the Department's AIG investments held on behalf of the General Fund experienced a net fair value decline of \$9.9 billion and \$2.7 billion, respectively. Accordingly, the carrying value of the AIG common stock investment was decreased by this amount, and a corresponding amount was reported as custodial expense on the Statement of Custodial Activity.

The Department will re-value its non-entity AIG common stock holdings at least annually until all of these common shares are liquidated. Like any asset, future events may increase or decrease the value of the General Fund's interest in the AIG common stock.

27. SCHEDULE OF FIDUCIARY ACTIVITY

The following funds have been identified by the Department as meeting the criteria for fiduciary activity. Details of the funds are provided below.

Bureau	Fund Code	Authority	Fund Title/Description
BEP	20X6513.013	31 USC 5119	Mutilated Currency Claims Funds
BPD	20X6008	31 USC 3513	Payment Principal & Interest Govt. Agencies
FMD	20X6045	31 USC 3328	Proceeds, Payments of Unpaid Checks
FMD	20X6048	31 USC 3329, 3330	Proceeds of Withheld Foreign Checks
FMD	2015X6078	50 APP. USC 2012	War Claims Fund, Foreign Claims Settlement Commission
FMD	20X6092	31 USC 1321	Debt Management Operations
FMD	20X6104	22 USC 1627	Albanian Claims Fund, Treasury
FMD	20X6133	31 USC 1322	Payment of Unclaimed Moneys
FMD	20X6309	22 USC 1627(a)	Libyan Claims Settlement Fund
FMD	20X6310	22 USC 1627(a)	Libyan Claims Settlement Fund
FMD	20X6311	98 Stat. 1876	Kennedy Center Revenue Bond
FMD	20X6312	22 USC 1627	Iranian Claims Settlement Fund
FMD	20X6314	22 USC 1644g	German Democrat Settlement Fund
FMD	20X6315	22 USC 1645h	Vietnam Claims Settlement Fund
FMD	20X6501.018	31 USC 3513	Small Escrow Amounts
FMD	20X6720	31 USC 3513	SM DIF Account for Dep. & Check Adj.
FMD	20X6830	104 Stat. 1061	Net Interest Payments to/from State
FMD	20X6999	31 USC 3513	Accounts Payable, Check Issue UNDDR
IRS	20X6737	90 Stat. 269-270	Internal Revenue Collections for Northern Mariana Island
IRS	20X6738	31 USC 3513	Coverover Withholdings-U.S. Virgin Islands
IRS	20X6740	31 USC 3515	Coverover Withholdings-Guam
IRS	20X6741	31 USC 3513	Coverover Withholdings-American Samoa
OAS	20X6317.001	22 USC 2431	Belize Escrow, Debt Reduction
OAS	20X6501.018	31 USC 3513	Small Escrow Amounts

Unclaimed monies were authorized by 31 USC 5119, which authorized FMS to collect unclaimed monies on behalf of the public. Other fiduciary activities by the Department as listed above are included in All Other Fiduciary Funds.

Schedule of Fiduciary Activity

(in millions)	2011			2010		
	Unclaimed Monies - FMD	All Other Fiduciary Funds	Total Fiduciary Funds	Unclaimed Monies - FMD	All Other Fiduciary Funds	Total Fiduciary Funds
Fiduciary Net Assets, Beginning of the Year	\$ 420	\$ 156	\$ 576	\$ 390	\$ 208	\$ 598
Increases:						
Contributions to Fiduciary Net Assets	31	479	510	103	1,004	1,107
Investment Earnings	-	1	1	-	1	1
Total Increases	31	480	511	103	1,005	1,108
Decreases:						
Disbursements to and on behalf of beneficiaries	-	(223)	(223)	(73)	(1,057)	(1,130)
Total Decreases	-	(223)	(223)	(73)	(1,057)	(1,130)
Net Increase (Decrease) in Fiduciary Assets	31	257	288	30	(52)	(22)
Fiduciary Net Assets, End of Year	\$ 451	\$ 413	\$ 864	\$ 420	\$ 156	\$ 576

Schedule of Fiduciary Net Assets

(in millions)	2011			2010		
	Unclaimed Monies - FMD	All Other Fiduciary Funds	Total Fiduciary Funds	Unclaimed Monies - FMD	All Other Fiduciary Funds	Total Fiduciary Funds
Fiduciary Assets						
Cash and Cash Equivalents	\$ 451	\$ 336	\$ 787	\$ 420	\$ 57	\$ 477
Investments	-	77	77	-	99	99
Total Fiduciary Assets	\$ 451	\$ 413	\$ 864	\$ 420	\$ 156	\$ 576

28. COMMITMENTS AND CONTINGENCIES

LEGAL CONTINGENCIES

The Department is a party in various administrative proceedings, legal actions, and claims, including equal opportunity matters which may ultimately result in settlements or decisions adverse to the U.S. Government. These contingent liabilities arise in the normal course of operations and their ultimate disposition is unknown. The Department has disclosed contingent liabilities where the conditions for liability recognition have not been met and the likelihood of unfavorable outcome is more than remote. The Department does not accrue for possible losses related to cases where the potential loss cannot be estimated or the likelihood of an unfavorable outcome is less than probable.

In some cases, a portion of any loss that may occur may be paid by the Department's Judgment Fund, which is separate from the operating resources of the Department. For cases related to the *Contract Disputes Act of 1978* and awards under federal anti-discrimination and whistle-blower protection acts, the Department must reimburse the Judgment Fund from future appropriations.

The Department had two contingent liabilities in fiscal year 2011 related to legal action taken in the cases of *American Council of the Blind v. Geithner* and *Cobell v. Salazar* where losses are determined to be probable. An amount of loss cannot be estimated for the American Council of the Blind case. In *Cobell v. Salazar*, the parties agreed to a total settlement of \$3.4 billion. Specific details of these two litigation cases are provided below.

In the opinion of the Department's management and legal counsel, based on information currently available, the expected outcome of other legal actions, individually or in the aggregate, will not have a materially adverse effect on the Department's consolidated financial statements, except for the pending legal actions described below which may have a materially adverse impact on the consolidated financial statements depending on the outcomes of the cases.

PENDING LEGAL ACTIONS

- *American Council of the Blind, et. al. v. Geithner*: Plaintiffs have filed suit against the Department under Section 504 of the Rehabilitation Act seeking the redesign of U.S. currency. In 2007, a U.S. District Court judge ruled that the current U.S. currency design violates this Act; this ruling was subsequently appealed. In 2008, the U.S. Court of Appeals for the District of Columbia Circuit affirmed the District Court's ruling. No monetary damages were awarded by the court, but the Department was ordered to provide meaningful access to U.S. currency for blind and other visually impaired persons. This may require changes to U.S. currency (excluding the one-dollar note). The court ordered such changes to be completed in connection with each denomination of currency, not later than the date when a redesign is next approved by the Secretary of the Treasury. Because the cost of implementing these changes will be incorporated into future currency redesign costs, and cannot be estimated at this time, no redesign costs have been accrued in the accompanying financial statements as of September 30, 2011 and 2010.

On May 20, 2010, the BEP published in the Federal Register its proposed recommendations on the appropriate method(s) to comply with the court's order to make currency accessible to the blind to be implemented with the next currency design. The comment period for the Federal Register notice closed on August 18, 2010. On May 31, 2011, Secretary Geithner approved the proposed recommendations, and BEP is working to implement the approved methodologies.

- *Cobell et al. v. Salazar et al. (formerly Cobell v. Kempthorne)*: Native Americans allege that the Department of Interior and the Department of the Treasury have breached trust obligations with respect to the management of the plaintiffs' individual Indian monies. On August 7, 2008, the Federal District Court issued an opinion awarding \$455 million to the plaintiffs. This decision was overturned in July 2009. The Appellate Court found that the U.S. Government owes a cost-effective accounting, in scale with available funds.

In December 2009, the parties agreed to settle the plaintiff's claims, as well as claims for mismanagement of assets and land that were not asserted in the case, for \$1.5 billion. The U.S. Government also agreed to pay an additional amount of up to \$1.9 billion to purchase certain land interests owned by Native Americans. Final approval of the settlement will not occur until the court issues a formal written order, and any appeals from individuals challenging the settlement have run their course. The Department of the Interior, jointly named in the case, accrued the entire \$3.4 billion as a contingent liability in fiscal year 2011 upon President Obama's signing of legislation authorizing the settlement in December 2010. Accordingly, the Department of the Treasury will not accrue any portion of this liability.

Tribal Trust Fund Cases: Numerous cases have been filed in the U.S. District Courts in which Native American Tribes seek a declaration that the United States has not provided the tribes with a full and complete accounting of their trust funds, and seek an order requiring the U.S. Government to provide such an accounting. In addition, there are a number of other related cases seeking damages in the U.S. Court of Federal Claims, which do not name the Department as a defendant. The U.S. Government is currently in discussion with counsel representing approximately 80 tribes with tribal trust cases pending against the United States (the Settlement Proposal to the Obama Administration or "SPOA" group) about the feasibility of an omnibus settlement of the tribal trust cases. The Department is unable to determine the likelihood of an unfavorable outcome or an estimate of potential loss at this time.

In April 2011, the U.S. Supreme Court decided the *United States v. Tohono O'Odham Nation* tribal trust fund case. This case involved the interpretation of a federal statute which limits the jurisdiction of the U.S. Court of Federal Claims when a plaintiff has cases pending simultaneously in the U.S. Court of Federal Claims and any other court. The U.S. Supreme Court held that the U.S. Court of Federal Claims action brought by the Tohono O'Odham Nation must be dismissed pursuant to 28 USC § 1500.

- *Amidax Trading Group v. S.W.I.F.T.*: Plaintiffs allege that the Department's Terrorist Finance Tracking Program has involved unlawful disclosure of information by the Society for Worldwide Interbank Financial Telecommunications (S.W.I.F.T.). Defendants include the Department of the Treasury as well as several Treasury officials. The case was dismissed by the District Court on February 13, 2009, and the plaintiff has subsequently appealed that ruling to the Court of Appeals for the Second Circuit. The parties have completed the appellate briefing, and the oral argument occurred on July 14, 2010. The parties are awaiting the Second Circuit's decision. The Department is unable to determine the likelihood of an unfavorable outcome or an estimate of potential loss at this time.
- *James X. Bormes v. United States of America*: The complaint alleges that the government willfully violated certain provisions of the Fair and Accurate Credit Transaction Act (FACTA) P.L. 108-159 in that the transaction confirmation received by the complainant from Pay.gov improperly included the expiration date of the credit card used for that transaction. The complaint does not state the amount of damages sought on behalf of the class beyond asserting that each class member would be entitled to \$100 to \$1,000 in statutory damages. In a letter sent to the Department of Justice, the plaintiff proposed a fund of \$30 million for just the Illinois class members.

On July 24, 2009, the U.S. District Court for the Northern District of Illinois granted the U.S. Government's motion to dismiss this case for lack of an unequivocal waiver of sovereign immunity. On November 16, 2010, the U.S. Court of Appeals for the Federal Circuit reversed the District Court's decision and directed that the case be remanded back to the District Court for further proceedings. The U.S. Government's petition for a rehearing of that decision was denied by the Federal Circuit on March 15, 2011. On August 12, 2011, the U.S. Government filed a petition for a writ of certiorari concerning this decision with the U.S. Supreme Court; a decision by the Supreme Court is pending.

Other Legal Actions: The Department is also involved in employment related legal actions (e.g., matters alleging discrimination and other claims before the Equal Employment Opportunity Commission, Merit System Protection Board, etc.) for which an unfavorable outcome is reasonably possible, but for which an estimate of potential loss cannot be determined at this time. It is not expected that these cases will have a material effect on the Department's financial position or results.

OTHER COMMITMENTS AND CONTINGENCIES

Treaties and International Agreements.

The Department does not have any treaties or international agreements to report for fiscal year 2011 which would have a material impact on the Department's consolidated financial statements.

Loan Commitments

The Department, through FFB, makes loan commitments with federal agencies, or private sector borrowers whose loans are guaranteed by federal agencies, to extend them credit for their own use (refer to Notes 1L and 3). As of September 30, 2011 and 2010, the Department had loan commitments totaling \$95.5 billion and \$113.9 billion, respectively.

Multilateral Development Banks

The Department on behalf of the United States has subscribed to capital for certain multilateral development banks (MDBs), portions of which are callable under certain limited circumstances to meet the obligations of the respective MDB. There has never been, nor is there anticipated, a call on the U.S. commitment for these subscriptions. As of September 30, 2011 and 2010, U.S. callable capital in MDB was as follows (in millions):

	2011	2010
African Development Bank	\$ 1,545	\$ 1,634
Asian Development Bank	8,469	5,911
European Bank for Reconstruction and Development	1,803	1,805
Inter-American Development Bank	28,687	28,687
International Bank for Reconstruction and Development	29,966	24,251
Multilateral Investment Guarantee Agency	293	301
North American Development Bank	1,275	1,275
Total	\$ 72,038	\$ 63,864

Amounts included in the above table do not include amounts for which the Department may be liable to pay if future congressional action is taken to fund executed agreements between the Department and certain multilateral development banks.

In accordance with the disclosure requirements of SFFAS No. 5 “Accounting for Liabilities of the Federal Government”, an increase of \$5.7 billion in callable capital of the International Bank for Reconstruction and Development (IBRD) was made to reflect the Department’s authorization to use a public debt transaction in the United States’ original subscription to capital stock of the IBRD. In prior years, this amount had not been presented as a commitment.

Additionally, the Department recorded callable capital in fiscal year 2007 for the African Development Bank (AfDB), European Bank for Reconstruction and Development (EBRD) and the Multilateral Investment Guarantee Agency (MIGA) as a result of a full year Continuing Appropriation Resolution (PL 110-5) which was based on fiscal year 2006 appropriation language authorizing callable capital. However, all outstanding commitments to the EBRD and the AfDB have been satisfied and to the extent that any outstanding authority exists, it is no longer necessary. In addition, Congress explicitly provided no appropriated funds for MIGA in fiscal year 2007 and no further callable commitments were made to MIGA in accordance with the intent of Congress. As a result, the callable capital for these financial institutions has been reduced to reflect the actual limitations imposed by Congress.

Terrorism Risk Insurance Program

The *Terrorism Risk Insurance Act* (TRIA) was signed into law on November 26, 2002. This law was enacted to address market disruptions resulting from terrorist attacks on September 11, 2001. TRIA helps to ensure available and affordable commercial property and casualty insurance for terrorism risk, and simultaneously allows private markets to stabilize. The Terrorism Risk Insurance Program (TRIA Program) is activated upon the certification of an “act of terrorism” by the Secretary in concurrence with the Secretary of State and the Attorney General. If a certified act of terrorism occurs, insurers may be eligible to receive reimbursement from the U.S. Government for insured losses above a designated deductible amount. Insured losses above this amount will be shared between insurance companies and the U.S. Government. TRIA also gives the Department authority to recoup federal payments made under the TRIA Program through policyholder surcharges under certain circumstances, and contains provisions designed to manage litigation arising from or relating to a certified act of terrorism. There were no claims under TRIA as of September 30, 2011 or 2010.

On August 3, 2010, the Department issued a notice of proposed rulemaking with requests for comment. The intent of this rule is to provide a process by which the Department would close out its claims operation for insured losses from a TRIA Program year. The Department expects to issue a final rule incorporating public comments in fiscal year 2012.

Exchange Stabilization Agreement

In April 1994, the Department signed the North American Framework Agreement (NAFA), which includes the Exchange Stabilization Agreement (ESA) with Mexico. The Department has a standing swap line for \$3.0 billion with Mexico under the NAFA and its implementing ESA. The amounts and terms (including the assured source of repayment) of any borrowing under NAFA and ESA will have to be negotiated and agreed to before any actual drawing can occur. The ESA does provide sample clauses that state that transactions shall be exchange rate neutral for the ESF and shall bear interest based on a then current rate tied to U.S. Treasury bills. There were no drawings outstanding on the ESF swap line as of September 30, 2011 and 2010. On December 13, 2010, the Department renewed the agreement until December 15, 2011.

New Arrangements to Borrow

P.L. 111-32 provided the authorization and appropriations for an increase in the United States' participation in the New Arrangements to Borrow (NAB). Because the U.S. financial participation in the IMF is denominated in SDRs, the P.L. 111-32 authorized and appropriated up to the dollar equivalent of SDR 75 billion to implement this commitment. The United States agreed on May 10, 2010 that its participation in the NAB would increase from its existing SDR 6.6 billion (a portion of this SDR 6.6 billion is in connection to a similar borrowing arrangement, the GAB) to SDR 69.1 billion, pursuant to IMF Executive Board Decision No. 14577-(10/35) adopted April 12, 2010. Total U.S. participation in the NAB of SDR 69.1 billion was equivalent to \$107.9 billion on September 30, 2011. Only the new portion of U.S. participation in the NAB is subject to the FCRA and is accounted for as a direct loan. This accounting treatment will not affect the treatment of the reserve position in the IMF, only the budget presentation. Refer to Notes 11 and 12 for a more detailed discussion of this accounting treatment.

Contingent Liability to GSEs

The Department has recorded a contingent liability at September 30, 2011 and 2010 of \$316.2 billion and \$359.9 billion, respectively, to the GSEs – Fannie Mae and Freddie Mac – based on probable future liability under the SPSPA between the Department and the GSEs. Refer to Note 8 for a full description of the agreements and related contingent liability.

REQUIRED SUPPLEMENTAL INFORMATION (UNAUDITED)

INTRODUCTION

This section provides the Required Supplemental Information as prescribed by Office of Management and Budget (OMB) Circular A-136, *Financial Reporting Requirements*, as amended.

OTHER CLAIMS FOR REFUNDS

The Department has estimated that \$15.6 billion may be payable as other claims for tax refunds. This estimate represents amounts (principal and interest) that may be paid for claims pending judicial review by the federal courts or internally, by Appeals. The total estimated payout (including principal and interest) for claims pending judicial review by the federal courts is \$8.1 billion and by appeals is \$7.5 billion.

The Department made an administrative determination to accept the position that certain medical residents who received stipends be exempted from FICA taxes for periods before April 1, 2005. At September 30, 2011, the IRS estimated unpaid refund claims of approximately \$3.7 billion. In accordance with federal accounting standards, the

amounts of these claims have not been recorded as a liability in the consolidated financial statements because certain administrative processes have not been completed as of September 30, 2011.

IRS FEDERAL TAXES RECEIVABLE, NET

In accordance with SFFAS No. 7, *Accounting for Revenue and Other Financing Sources and Concepts for Reconciling Budgetary and Financial Accounting*, some unpaid tax assessments do not meet the criteria for financial statement recognition. Under Internal Revenue Code Section 6201, the Department is authorized and required to make inquiries, determinations, and assessments of all taxes which have not been duly paid (including interest, additions to the tax, and assessable penalties) under the law. Unpaid assessments result from taxpayers filing returns without sufficient payment, as well as from tax compliance programs such as examination, under-reporter, substitute for return, and combined annual wage reporting. The Department also has authority to abate the paid or unpaid portion of an assessed tax, interest, and penalty. Abatements occur for a number of reasons and are a normal part of the tax administration process. Abatements may result in claims for refunds or a reduction of the unpaid assessed amount.

Under federal accounting standards, unpaid assessments require taxpayer or court agreement to be considered federal taxes receivable. Assessments not agreed to by taxpayers or the courts are considered compliance assessments and are not considered federal taxes receivable. Due to the lack of agreement, these compliance assessments are less likely to have future collection potential than those unpaid assessments that are considered federal taxes receivable.

Assessments with little or no future collection potential are called write-offs. Write-offs principally consist of amounts owed by deceased, bankrupt, or defunct taxpayers, including many failed financial institutions liquidated by the FDIC and the former Resolution Trust Corporation (RTC). Write-offs have little or no future collection potential, but statutory provisions require that these assessments be maintained until the statute for collection expires.

Although compliance assessments and write-offs are not considered receivables under federal accounting standards, they represent legally enforceable claims of the U.S. Government.

The components of the total unpaid assessments at September 30, 2011 and 2010, were as follows (in millions):

	2011	2010
Total Unpaid Assessments	\$ 356,314	\$ 330,000
Less: Compliance Assessments	(102,693)	(93,000)
Write Offs	(106,519)	(99,000)
Gross Federal Taxes Receivable	147,102	138,000
Less: Allowance for Doubtful Accounts	(112,363)	(103,091)
Federal Taxes Receivables, Net	\$ 34,739	\$ 34,909

To eliminate double counting, the compliance assessments reported above exclude trust fund recovery penalties, totaling \$2.0 billion, assessed against officers and directors of businesses who were involved in the non-remittance of federal taxes withheld from their employees. The related unpaid assessments of those businesses are reported as taxes receivable or write-offs, but the Department may also recover portions of those businesses' unpaid assessments from any and all individual officers and directors against whom a trust fund recovery penalty is assessed.

ALCOHOL AND TOBACCO TAX AND TRADE BUREAU

As an agent of the U.S. Government and as authorized by 26 USC, the TTB collects excise taxes from alcohol, tobacco, firearms, and ammunition industries. In addition, special occupational taxes are collected from certain tobacco businesses. During fiscal years 2011 and 2010, TTB collected approximately \$23.5 billion and \$23.8 billion in taxes, interest, and other revenues, respectively. Federal excise taxes are also collected on certain articles produced in Puerto Rico and the Virgin Islands, and imported into the United States. In accordance with 26 USC 7652, such taxes collected

on rum imported into the United States are “covered over” or paid into the treasuries of Puerto Rico and the Virgin Islands.

Substantially all of the taxes collected by TTB net of related refund disbursements are remitted to the General Fund. The Department further distributes this revenue to Federal agencies in accordance with various laws and regulations. The firearms and ammunition excise taxes are an exception. Those revenues are remitted to the Fish and Wildlife Restoration Fund under provisions of the *Pittman-Robertson Act of 1937*.

DEFERRED MAINTENANCE

In fiscal years 2011 and 2010, the Department had no material amounts of deferred maintenance costs to report on vehicles, buildings, and structures owned by the Department.

Deferred maintenance applies to owned PP&E. Deferred maintenance is maintenance that was not performed when it should have been, or was scheduled to be, and is put off or delayed for a future period. Maintenance is defined as the act of keeping capitalized assets in an “acceptable condition” to serve their required mission. It includes preventive maintenance, normal repairs, replacement of parts and structural components, and other activities needed to preserve the asset so that it continues to provide acceptable services and achieves its expected useful life. Maintenance excludes activities aimed at expanding the capacity or significantly upgrading the assets to a different form than it was originally intended (i.e., activities related to capitalized improvements, modernization, and/or restoration).

Logistic personnel use condition assessment surveys and/or the total life-cycle cost methods to determine deferred maintenance and acceptable operating condition of an asset. Periodic condition assessments, physical inspections, and review of manufacturing and engineering specifications, work orders, and building and other structure logistics reports can be used under these methodologies.

STATEMENT OF BUDGETARY RESOURCES DISAGGREGATED BY TREASURY REPORTING ENTITY

The following table provides the Statement of Budgetary Resources disaggregated by Treasury reporting entity for fiscal year 2011.

**Fiscal Year 2011 Statement of Budgetary Resources Disaggregated
by Sub-organization Accounts**

(in millions):	Bureau of Engraving & Printing	Bureau of the Public Debt	Departmental Offices ³	Fin. Crimes Enforcement Network	Financial Management Service	Internal Revenue Service
Budgetary Resources						
Unobligated balance, brought forward, Oct. 1	\$ 59	\$ 95	\$ 369,701	\$ 28	\$ 287	\$ 806
Recoveries of prior year unpaid obligations	-	6	16,533	1	14	122
Budget authority						
Appropriations (Note 20)	-	490,185	31,301	110	22,413	13,474
Borrowing authority:	-	-	201,863	-	-	-
Spending authority from offsetting collections:						
Earned:						
Collected	531	199	222,823	15	247	198
Change in receivables from Federal sources	11	5	6	2	4	(5)
Change in unfilled customer orders:						
Advance received	-	-	26	-	-	-
Without advance from Federal sources	-	-	(22,852)	(4)	(9)	-
Subtotal	542	490,389	433,167	123	22,655	13,667
Non-expenditure transfer, net	-	(6)	153	-	(22)	-
Temporarily not available pursuant to Public Law	-	-	(426)	-	-	-
Permanently not available	-	(35,862)	(226,167)	-	(4,073)	(175)
Total Budgetary Resources	\$ 601	\$ 454,622	\$ 592,961	\$ 152	\$ 18,861	\$ 14,420
Status of Budgetary Resources						
Obligations incurred (Note 22):						
Direct	\$ -	\$ 454,318	\$ 226,686	\$ 105	\$ 18,313	\$ 13,396
Reimbursable	575	209	253	13	236	139
Subtotal	575	454,527	226,939	118	18,549	13,535
Unobligated balance						
Apportionment	22	88	245,705	32	257	287
Exempt from apportionment	-	-	22,810	-	7	-
Subtotal	22	88	268,515	32	264	287
Unobligated balance not available	4	7	97,507	2	48	598
Total Status of Budgetary Resources	\$ 601	\$ 454,622	\$ 592,961	\$ 152	\$ 18,861	\$ 14,420
Change in Obligated Balance						
Obligated balance, net						
Unpaid obligations brought forward, Oct. 1	\$ 117	\$ 76	\$ 229,275	\$ 30	\$ 413	\$ 1,807
Uncollected customer payments from Federal sources brought forward	(29)	(14)	(23,857)	(10)	(29)	(57)
Total unpaid obligated balance, net	88	62	205,418	20	384	1,750
Obligations incurred, net	575	454,527	226,939	118	18,549	13,535
Gross outlays	(552)	(454,509)	(171,011)	(120)	(18,115)	(13,445)
Recoveries of prior year unpaid obligations, actual	-	(6)	(16,533)	(1)	(14)	(122)
Change in uncollected customer payments from Federal source	(11)	(5)	22,846	2	5	5
Obligated balance, net, end of period:						
Unpaid obligations	140	87	268,670	27	833	1,776
Uncollected customer payments from Federal sources	(40)	(18)	(1,011)	(8)	(24)	(53)
Total, unpaid obligated balance, net, end of Period	\$ 100	\$ 69	\$ 267,659	\$ 19	\$ 809	\$ 1,723
Net Outlays						
Gross outlays	\$ 552	\$ 454,509	\$ 171,011	\$ 120	\$ 18,115	\$ 13,445
Offsetting collections	(531)	(199)	(222,849)	(15)	(247)	(198)
Distributed offsetting receipts	-	(38,509)	(80,625)	-	(434)	(390)
Net outlays	\$ 21	\$ 415,801	\$ (132,463)	\$ 105	\$ 17,434	\$ 12,857

³ Of the \$593.0 billion of Total Budgetary Resources for Departmental Offices, OFS, GSE and OAS had \$103.0 billion, \$273.5 billion and \$154.7 billion, respectively. The remainder is spread throughout other offices.

**Fiscal Year 2011 Statement of Budgetary Resources Disaggregated
by Sub-organization Accounts**

(in millions):	U.S. Mint	Office of the Comptroller of the Currency	Office of ^(a) Thrift Supervision	Alcohol, Tobacco Tax and Trade Bureau	Budgetary	Non- Budgetary
Budgetary Resources						
Unobligated balance, brought forward, Oct. 1	\$ 111	\$ 847	\$ 304	\$ 5	\$ 348,424	\$ 23,819
Recoveries of prior year unpaid obligations	44	-	8	1	11,058	5,671
Budget authority						
Appropriations (Note 20)	-	-	-	101	552,971	4,613
Borrowing authority:	-	-	-	-	1	201,862
Spending authority from offsetting collections:						
Earned:						
Collected	4,970	892	182	4	11,059	219,002
Change in receivables from Federal sources	-	4	-	-	27	-
Change in unfilled customer orders:						
Advance received	15	-	(52)	-	(11)	-
Without advance from Federal sources	(1)	-	-	1	(18)	(22,847)
Subtotal	4,984	896	130	106	564,029	402,630
Non-expenditure transfer, net	-	245	(245)	-	125	-
Temporarily not available pursuant to Public Law	-	-	-	-	(426)	-
Permanently not available	(51)	-	-	(1)	(44,417)	(221,912)
Total Budgetary Resources	\$ 5,088	\$ 1,988	\$ 197	\$ 111	\$ 878,793	\$ 210,208
Status of Budgetary Resources						
Obligations incurred (Note 22):						
Direct	\$ -	\$ -	\$ -	\$ 103	\$ 531,283	\$ 181,638
Reimbursable	4,675	825	197	4	7,126	-
Subtotal	4,675	825	197	107	538,409	181,638
Unobligated balance						
Apportionment	413	-	-	2	246,296	510
Exempt from apportionment	-	1,163	-	-	23,980	-
Subtotal	413	1,163	-	2	270,276	510
Unobligated balance not available	-	-	-	2	70,108	28,060
Total Status of Budgetary Resources	\$ 5,088	\$ 1,988	\$ 197	\$ 111	\$ 878,793	\$ 210,208
Change in Obligated Balance						
Obligated balance, net						
Unpaid obligations brought forward, Oct. 1	\$ 229	\$ 185	\$ 44	\$ 22	\$ 182,707	\$ 49,491
Uncollected customer payments from Federal sources brought forward	(8)	(4)	-	(1)	(192)	(23,817)
Total unpaid obligated balance, net	221	181	44	21	182,515	25,674
Obligations incurred, net	4,675	825	197	107	538,409	181,638
Gross outlays	(4,513)	(798)	(194)	(105)	(561,707)	(101,655)
Recoveries of prior year unpaid obligations, actual	(44)	-	(8)	(1)	(11,058)	(5,671)
Change in uncollected customer payments from Federal source	1	(4)	-	(1)	(9)	22,847
Obligated balance, net, end of period:						
Unpaid obligations	346	251	-	23	148,351	123,802
Uncollected customer payments from Federal sources	(6)	(8)	-	(2)	(201)	(969)
Total, unpaid obligated balance, net, end of Period	\$ 340	\$ 243	\$ -	\$ 21	\$ 148,150	\$ 122,833
Net Outlays						
Gross outlays	\$ 4,513	\$ 798	\$ 194	\$ 105	\$ 561,707	\$ 101,655
Offsetting collections	(4,985)	(892)	(130)	(4)	(11,048)	(219,002)
Distributed offsetting receipts	-	-	-	-	(119,958)	-
Net outlays	\$ (472)	\$ (94)	\$ 64	\$ 101	\$ 430,701	\$ (117,347)

^(a) On July 21, 2011, OTS merged into OCC. Accordingly, OTS's budgetary resources through July 20, 2011 are reported separately herein, and its operating results subsequent to July 20, 2011 were combined with OCC's operating results.

PART 3:

Other
Accompanying
Information

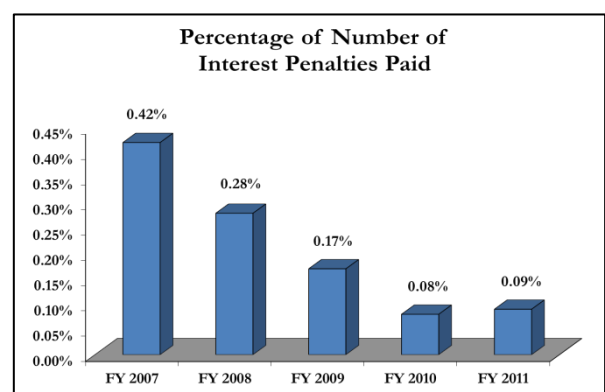
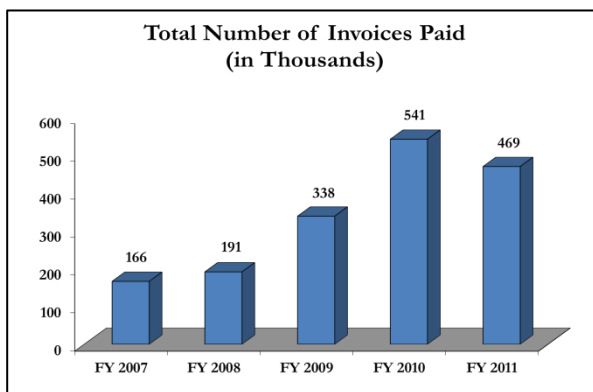
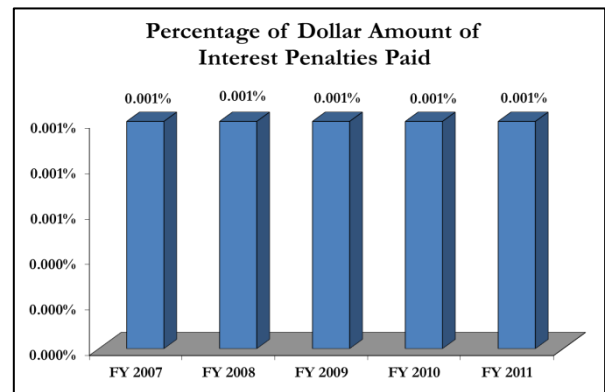
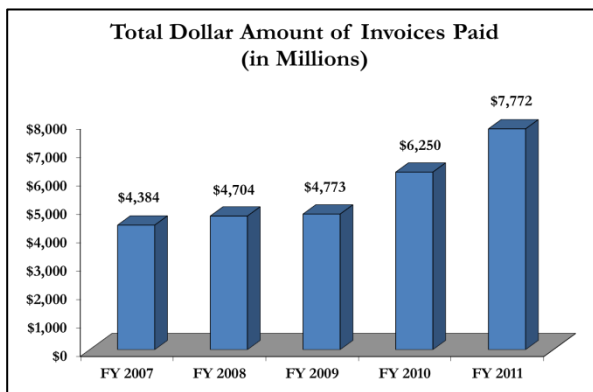
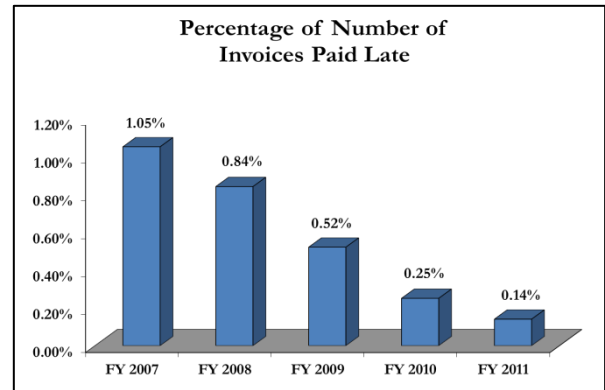


APPENDIX A: OTHER ACCOMPANYING INFORMATION (UNAUDITED)

This section provides Other Accompanying Information as prescribed by Office of Management and Budget (OMB) Circular No. A-136, *Financial Reporting Requirements*.

PROMPT PAYMENT

The *Prompt Payment Act* requires federal agencies to make timely payments to vendors for supplies and services, to pay interest penalties when payments are made after the due date, and to take cash discounts only when they are economically justified. Treasury bureaus report Prompt Payment data monthly to the Department, and the bureaus conduct periodic quality control reviews to identify potential problems.



TAX GAP

Reducing the tax gap is at the heart of IRS' enforcement programs. The tax gap is the difference between what taxpayers should pay and what they actually pay due to not filing tax returns, not paying their reported tax liability on time, or failing to report their correct tax liability. The tax gap, about \$345 billion based on updated tax year 2001 estimates, represents the amount of noncompliance with the tax laws. Underreporting tax liability accounts for 82 percent of the gap, with the remainder almost evenly divided between non-filing (8 percent) and underpaying (10 percent). The IRS remains committed to finding ways to increase compliance and reduce the tax gap, while minimizing the burden on the vast majority of taxpayers who pay their taxes accurately and on time.

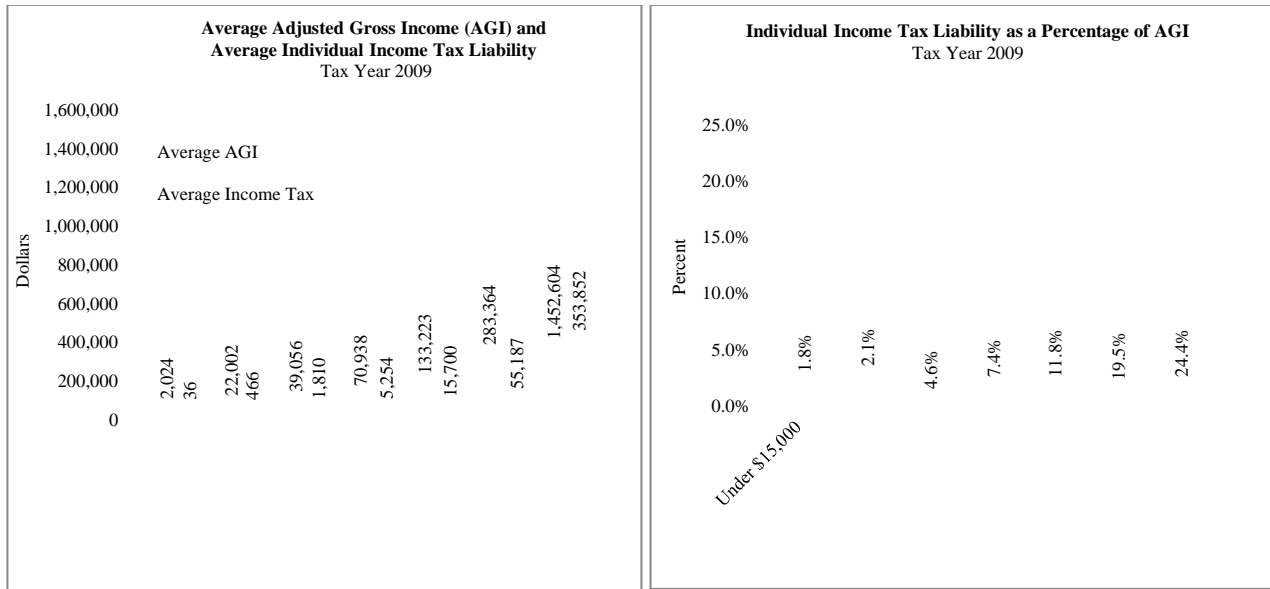
The IRS will update the tax gap estimate in December 2011. The tax gap is the aggregate amount of tax (i.e., excluding interest and penalties) that is imposed by the tax laws for any given tax year but is not paid voluntarily and timely. The tax gap arises from the three types of noncompliance: not filing required tax returns on time or at all (the non-filing gap), underreporting the correct amount of tax on timely filed returns (the underreporting gap), and not paying on time the full amount reported on timely filed returns (the underpayment gap). Of these three components, only the underpayment gap is observed; the non-filing gap and the underreporting gap must be estimated. Each instance of noncompliance by a taxpayer contributes to the tax gap, whether or not the IRS detects it, and whether or not the taxpayer is even aware of the noncompliance. Obviously, some of the tax gap arises from intentional (willful) noncompliance, and some of it arises from unintentional mistakes.

The collection gap is the cumulative amount of tax, penalties, and interest that has been assessed over many years, but has not been paid by a certain point in time, and which the IRS expects to remain uncollectible. In essence, it represents the difference between the total balance of unpaid assessments and the net taxes receivable reported on the IRS' balance sheet. The tax gap and the collection gap are related and overlapping concepts, but they have significant differences. The collection gap is a cumulative

balance sheet concept for a particular point in time, while the tax gap is like an income statement item for a single year. Moreover, the tax gap estimates include all noncompliance, while the collection gap includes only amounts that have been assessed (a small portion of all noncompliance).

TAX BURDEN

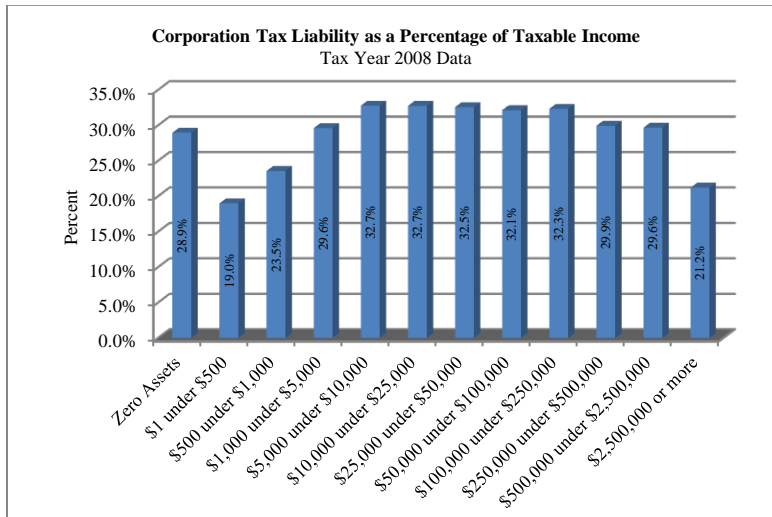
The Internal Revenue Code (IRC) provides for progressive rates of tax, whereby higher incomes are generally subject to higher rates of tax. The following graphs and charts present the latest available information on income tax and adjusted gross income (AGI) for individuals by AGI level and for corporations by size of assets. For individuals, the information illustrates, in percentage terms, the tax burden borne by varying AGI levels. For corporations, the information illustrates, in percentage terms, the tax burden borne by these entities by various sizes of their total assets. The graphs are only representative of more detailed data and analysis available from the Statistics of Income (SOI) Division.



INDIVIDUAL INCOME TAX LIABILITY

Tax Year 2009

Adjusted gross income (AGI)	Number of taxable returns (in thousands)	AGI (in millions)	Total income tax (in millions)	Average AGI per return (in whole dollars)	Average income tax per return (in whole dollars)	Income tax as a percentage of AGI
Under \$15,000	37,624	\$ 76,133	\$ 1,354	\$ 2,024	\$ 36	1.8%
\$15,000 under \$30,000	30,097	662,180	14,013	22,002	466	2.1%
\$30,000 under \$50,000	25,168	982,969	45,556	39,056	1,810	4.6%
\$50,000 under \$100,000	30,159	2,139,407	158,455	70,938	5,254	7.4%
\$100,000 under \$200,000	13,522	1,801,447	212,291	133,223	15,700	11.8%
\$200,000 under \$500,000	3,195	905,347	176,322	283,364	55,187	19.5%
\$500,000 or more	729	1,058,948	257,958	1,452,604	353,852	24.4%
Total	140,494	\$ 7,626,431	\$ 865,949	-	-	-



CORPORATION TAX LIABILITY

Tax Year 2008

Total Assets (in thousands)	Income subject to tax (in millions)	Total income tax after credits (in millions)	Percentage of income tax after credits to taxable income
Zero Assets	\$ 13,373	\$ 3,870	28.9%
\$1 under \$500	7,414	1,406	19.0%
\$500 under \$1,000	3,778	889	23.5%
\$1,000 under \$5,000	12,785	3,783	29.6%
\$5,000 under \$10,000	7,846	2,569	32.7%
\$10,000 under \$25,000	11,898	3,893	32.7%
\$25,000 under \$50,000	10,343	3,366	32.5%
\$50,000 under \$100,000	12,766	4,100	32.1%
\$100,000 under \$250,000	23,043	7,445	32.3%
\$250,000 under \$500,000	30,685	9,180	29.9%
\$500,000 under \$2,500,000	107,715	31,935	29.6%
\$2,500,000 or more	736,507	156,087	21.2%
Total	\$ 978,153	\$ 228,523	23.4%

APPENDIX B: IMPROPER PAYMENTS

On July 22, 2010, President Obama signed into law the *Improper Payments Elimination and Recovery Act* (IPERA, Pub. L. 111-204). IPERA amends the *Improper Payments Information Act* (IPIA), generally repeals the *Recovery Auditing Act*, and significantly increases agency payment recapture efforts by expanding the types of payments to be reviewed and lowering the dollar threshold of annual payments that requires agencies to conduct payment recapture audit programs. Agencies continue to be required to review their programs and activities annually to identify those susceptible to significant improper payments. OMB Circular No. A-123, *Management's Responsibility for Internal Control*, Appendix C, *Requirements for Effective Measurement and Remediation of Improper Payments* (A-123, Appendix C), amended April 14, 2011, defines "significant improper payments" as gross annual improper payments in a program exceeding both the threshold of 2.5 percent and \$10 million of total program funding or \$100 million regardless of the improper payment percentage. A-123, Appendix C also requires the agency to implement a corrective action plan that includes improper payment root cause identification, reduction targets, and accountability.

Section 2(B) of IPERA allows the development of an alternative for meeting the requirements for obtaining a statistically valid estimate of the annual amount of improper payments for federal programs that are so complex that developing an annual error rate is not feasible. Agencies may establish an annual estimate for a high-risk component of a complex program (e.g., a specific program population) with OMB approval. Agencies must also perform trend analyses to update the program's baseline error rate in the interim years between detailed program studies. When development of a statistically valid error rate is possible, the reduction targets are revised and become the basis for future trend analyses.

I. RISK ASSESSMENTS

Each year, the Department develops a comprehensive inventory of the funding sources for all programs and activities and distributes it to the Treasury bureaus and offices. The bureaus and offices must perform risk assessments at the payment type level (e.g., payroll, contracts, vendors, travel, etc.). During fiscal year 2011, Treasury lowered the assessment threshold for program or activity funding from \$10 million to \$1 million. The Department's risk assessment follows the Committee of Sponsoring Organizations of the Treadway Commission (COSO) Internal Control Integrated Framework. The framework includes:

1. Internal Control Environment
2. Risk Assessment
3. Internal Control Activities
4. Information and Communications
5. Monitoring

Within the COSO Integrated Framework the factors addressed to determine risk levels include:

Operating Environment – Existence of factors which necessitate or allow for loosening of financial controls; any known instances of fraud

Payment Processing Controls – Management's implementation of internal controls over payment processes including existence of current documentation, the assessment of design and operating effectiveness of internal controls over payments, the identification of deficiencies related to payment processes, and whether or not effective compensating controls are present

Quality of Internal Monitoring Controls – Periodic internal program reviews to determine if payments are made properly; strength of documentation requirements and standards to support testing of design and operating effectiveness for key payment controls

Human Capital – Experience, training, and size of payment staff; ability of staff to handle peak payment requirements; level of management oversight, and monitoring against fraudulent activity

Prior to the enactment of the IPERA changes to IPIA, Treasury maintained and performed a robust improper payment risk assessment process in which the new IPERA payment types were included. During fiscal year 2011, Treasury enhanced its risk assessment tool by expanding the scope of risk assessment factors which were included in the revised A-123, Appendix C.

For those payment types resulting in high-risk assessments that comprise at least 2.5 percent and \$10 million or \$100 million of a total funding source, (1) statistical sampling must be performed to determine the actual improper payment rate, and (2) a corrective action plan must be developed and submitted to the Department and OMB for approval. Responses to the risk assessments produce a score that falls into pre-determined categories of risk. The following table describes the actions required at each risk level:

Risk Level	Required Action(s)
High Risk \geq 2.5% Error Rate & > \$10 Million or \$100,000,000	Corrective Action Plan
Medium Risk	Review Payment Controls for Improvement
Low Risk	No Further Action Required

The results of the risk assessments performed across the Department in fiscal year 2011 resulted in all programs and activities being of low and medium risk susceptibility for improper payments, except for the IRS's Earned Income Tax Credit (EITC) program. The EITC's high-risk status is well-documented, having been identified previously in the former Section 57 of OMB Circular No. A-11, *Preparation, Submission, and Execution of the Budget*, and has been deemed a complex program for the purposes of the IPIA. OMB's guidance requires additional reporting on programs deemed high-risk; that information, for the EITC program only, follows.

II. STATISTICAL SAMPLING

EITC Program

The EITC is a refundable federal tax credit that offsets income taxes owed by low-income workers and, if the credit exceeds the amount of taxes owed, provides a lump-sum refund to those who qualify.

This section describes how the IRS currently develops its erroneous payment projections for the EITC. The most recent projection is based on a tax year 2007 reporting compliance study that estimated the level of improper overclaims for fiscal year 2011 to range between \$13.7 to \$16.7 billion and 21.2 percent (lower bound) to 25.8 percent (upper bound) of approximately \$64.7 billion in total program payments.

The complexity of the EITC program, the nature of tax processing, and the expense of compliance studies preclude statistical sampling on an annual basis to develop error rates for comparison to reduction targets. The estimates are based primarily on information from the IRS's National Research Program (NRP) reporting compliance study of individual income tax returns for tax year 2007—the most recent year for which compliance information from a statistically valid, random sample of individual tax returns is available.

Under the tax year 2007 NRP reporting compliance study, which reviewed individual income tax returns filed during calendar year 2008 for tax year 2007, 2,200 of the returns in the regular NRP sample were EITC claimants randomly selected for examination.

This selection method allows the measures for the individual income tax return filing population to be estimated from the results of the NRP sample returns. Because one of the objectives of the NRP is to provide data for compliance measurement, NRP procedures and data collection differ from those followed in standard examination programs. NRP classification and

examination procedures are more comprehensive in scope and depth than those for standard examination programs. These expanded procedures were designed to provide a more thorough determination of what taxpayers should have reported on their returns. The tax year 2007 NRP individual income tax return study covered filers of all types of individual income tax returns. The NRP study results for this EITC claimant subset of NRP returns were the primary source of data for the improper payments estimates. Other data and information sources used for the estimates included the IRS Enforcement Revenue Information System, which tracks assessments and collections from IRS enforcement-related activities, and Treasury Department fiscal year 2011 EITC budget estimates.

III. CORRECTIVE ACTIONS

This section describes the ongoing and planned corrective actions to reduce the improper payment rate for Treasury's only high-risk susceptible program, the EITC.

Root Causes

The root causes of EITC improper payments are from the following sources:

Authentication – An estimated 75 percent or \$11.4 billion in improper payments result from authentication errors. These errors include errors associated with the inability to authenticate qualifying child eligibility requirements, mainly relationship and residency requirements, filing status, when married couples file as single or head of household, and eligibility in nontraditional and complex living situations. Authentication is completed on a portion of this error category during pre-refund examinations.

Verification – An estimated 25 percent or \$3.8 billion in improper payments result from verification errors. These errors relate to improper income reporting which allows claimants to fall within the EITC income limitations and qualify for the EITC. The errors include both underreporting and overreporting of income by both wage earners and taxpayers who report being self-employed. Income reported through information returns such as Forms W-2, Forms 1099, etc., which can be used for verification of some income, becomes available only after tax returns are processed. Under law IRS must process income tax returns within 45 days of receipt or pay interest to taxpayers.

Base Program

In 2011, the IRS prevented more than \$3.7 billion from being paid in error. The prevention activity primarily focused on three areas:

- **Examinations** – IRS identifies tax returns for examination and holds the EITC portion of the refund until an audit can be conducted. This is the only ongoing IRS audit program where exams are conducted before a refund is released. The examination closures and enforcement revenue protected in the charts below do not include test initiatives
- **Math Error** – Refers to an automated process in which the IRS identifies math or other statistical irregularities and automatically prepares an adjusted return for a taxpayer. Legislation is required for math error use
- **Document Matching** – Involves comparing income information provided by the taxpayer with matching information (e.g., W-2s, 1099s) from employers to identify discrepancies

The chart below shows significant results from fiscal year 2006 through an estimate of fiscal year 2012. In fiscal year 2011 alone, the IRS conducted an estimated 484,000 examinations, issued approximately 300,000 math error notices, and closed nearly 1.2 million document matching reviews.

Compliance Activities								
	FY06	FY07	FY08	FY09	FY10*	FY11**	FY12***	FY06-FY12 Total
Examination Closures	517,617	503,267	503,755	508,180	473,999	483,785	484,000	3,474,603
Math Error Notices	460,316	393,263	432,797	355,416	341,824	300,000	250,000	2,533,616
Document Matching ****	364,020	734,603	727,916	688,087	904,920	1,178,129	1,178,000	5,775,675
Amended Returns ¹			32,473	25,395	19,347	14,319	14,000	105,534
* Restated actual. ** Preliminary estimates. *** Estimate based on fiscal year 2011 preliminary data. **** Document Matching includes enterprise data. Enterprise data not available for fiscal year 2006. ¹ Amended returns are a subset of Examination Closures.								

These activities had a significant effect. Treasury projects that continued enforcement efforts will protect a total of nearly \$25 billion in revenue through fiscal year 2012.

Enforcement Revenue Protected (Dollars in Billions)								
	FY06	FY07	FY08	FY09	FY10*	FY11**	FY12***	FY06-FY12 Total
Examination Closures	\$ 1.50	\$ 1.49	\$ 2.00	\$ 2.15	\$ 1.97	\$ 2.04	\$ 2.04	\$ 13.19
Math Error Notices	\$ 0.46	\$ 0.41	\$ 0.44	\$ 0.40	\$ 0.41	\$ 0.36	\$ 0.31	\$ 2.79
Document Matching ****	\$ 0.60	\$ 1.29	\$ 1.23	\$ 1.17	\$ 1.43	\$ 1.32	\$ 1.32	\$ 8.36
Amended Returns			\$ 0.07	\$ 0.07	\$ 0.06	\$.04	\$.04	\$ 0.28
TOTAL	\$ 2.56	\$ 3.19	\$ 3.74	\$ 3.79	\$ 3.87	\$ 3.76	\$ 3.71	\$ 24.62
* Restated actual. ** Preliminary estimates. *** Estimate based on fiscal year 2011 preliminary data. **** Document Matching includes enterprise data. Enterprise data not available for fiscal year 2006.								

Maximizing Current Business Processes

- In fiscal year 2011, IRS completed activities associated with a suite of EITC paid preparer treatments, based on risk-based selections, to influence the accuracy of EITC returns filed. IRS increased the number of due diligence audits by over 100 percent, visits by revenue and criminal investigation agents by 50 percent, and educational and compliance notices to first-time and experienced preparers by 25 percent over the prior year. The percentage of paid preparers penalized as a result of due diligence audits remained high at 90 percent. Proposed due diligence penalties increased by almost 250 percent to over \$10.4 million. IRS also proposed other penalties of over \$250,000. Additionally, IRS obtained four injunctions against EITC preparers with a revenue impact of over \$60 million.
- IRS completed strategic studies to update the estimates of the two key EITC performance measures, participation rate and error rate, which comply with the *Government Performance and Results Act of 1993*. IRS also delivered estimates of EITC participation for tax year 2008, using a Census-IRS match. In addition, IRS used research data from the fiscal year 2011 enterprise research strategy to develop a fiscal year 2012 strategy in partnership with internal organizations to better focus EITC compliance and outreach activities.
- IRS continued its partnership with members from two key tax software associations to collaborate on efforts to help reduce EITC errors and assist preparers in meeting their EITC due diligence requirements. In fiscal year 2011, the partnership delivered an EITC Schedule C and Records Reconstruction Training to help preparers meet their due diligence requirements with self-employed clients.

IV. IMPROPER PAYMENT REPORTING

The following table provides the improper payment reduction outlook for Treasury’s only high-risk susceptible program, the EITC:

Improper Payment (IP) Reduction Outlook (Dollars in Billions)															
Program	2010 Outlays	2010 %	2010 \$	2011 Outlays	2011 IP%	2011 IP\$	2012 Est. Outlays	2012 IP%	2012 IP\$	2013 Est. Outlays	2013 IP%	2013 IP\$	2014 Est. Outlays	2014 IP%	2014 IP\$
EITC Upper Bound Estimate	\$64.2	28.7%	\$18.4	\$64.7	25.8%	\$16.7	\$57.0	25.8%	\$14.7	\$57.0	25.8%	\$14.7	\$51.2	25.8%	\$13.2
EITC Lower Bound Estimate	\$64.2	23.9%	\$15.3	\$64.7	21.2%	\$13.7	\$57.0	21.2%	\$12.1	\$57.0	21.2%	\$12.1	\$51.2	21.2%	\$10.9

The term “Outlays” equals “Estimated Claims”.
 Estimated Claims: Estimated total claims for the EITC are based on projections of EITC tax expenditures plus outlays as estimated by the Office of Tax Analysis within the Department of the Treasury, adjusted to account for the difference between taxpayer claims and accounts received by taxpayers due to return processing and enforcement.
 IP % and IP \$: These estimates follow the prior approach which provided a range for the error rate (%) and improper payments amounts (\$).
 2010 and 2011 estimates include Recovery Act EITC provisions which expanded the EITC for families with three children and increased the beginning of the phase-out range for couples filing a joint return.

Underpayments are not included in the estimate of improper payments. Underpayments do not appear with sufficient frequency in the statistically valid test data to have a measurable effect on the estimate.

V. RECAPTURE OF IMPROPER PAYMENTS REPORTING

In accordance with IPERA and OMB Circular No. A-123, Appendix C, Treasury performs and reports annually on its payment recapture program. In fiscal year 2011, Treasury incorporated the IPERA amendments into the existing Treasury payment recapture (recovery audit) program. Prior to the enactment of the IPERA changes to IPIA, Treasury maintained and performed a robust improper payment risk assessment process which already included the new IPERA payment types.

During fiscal year 2011, Treasury issued contracts and other reviewed payments totaling approximately \$37 billion. The dollar amount of reviewed payments increased during fiscal year 2011 due to the amended *A-123, Appendix C* for payment recapture audits. The amended act expanded the payment types reviewed from contracts to include grants, benefits, loans, and miscellaneous payments.

Treasury’s annual risk assessment process includes a review of pre-payment controls that minimize the likelihood and occurrence of improper payments. Treasury requires each bureau and office to conduct post-award audits and report on payment recapture activities, contracts issued, improper payments made, and recoveries achieved. Bureaus and offices may use payment recapture audit contingency firms to perform many of the steps in their payment recapture auditing program and identify candidates for payment recapture action. However, no Treasury bureaus used contractors to perform recapture activities. Treasury employees performed this work.

Treasury considers both pre- and post-reviews to identify payment errors a sound management practice that should be included among basic payment controls. All of Treasury’s bureaus have a process to identify improper payments during post-reviews. At times, bureaus may use the results of IG and GAO reviews to help them identify payment anomalies and target areas for improvement. However, Treasury applies extensive payment controls at the time each payment is processed, making recapture activity minimal.

Payment Recapture Audit Reporting

Type of Payment	Amount Subject to Review for 2011 Reporting	Actual Amount Reviewed and Reported (2011)	Amount Identified for Recovery (2011)	Amount Recovered (2011)	% of Amount Recovered out of Amount Identified (2011)	Amount Outstanding (2011)	% of Amount Outstanding out of Amount Identified (2011)
Contracts	\$ 7,739,282,783	\$ 7,255,403,811	\$ 302,429	\$ 276,813	92.0%	\$ 26,936	8.0%
Grants	\$ 4,290,756,639	\$ 4,290,756,639	\$ 428,274	\$ 428,274	100.0%	-	0.0%
Benefits	\$ 610,224,028	\$ 1,566,192	\$ 1,438	\$ 1,438	100.0%	-	0.0%
Loans	\$ 2,494,584,214	\$ 2,494,584,214	-	-	-	-	-
Other	\$ 23,295,631,387	\$ 23,295,631,387	\$ 46,380	\$ 46,256	100.0%	\$ 124	0.0%

Type of Payment	Amount Determined Not to be Collectable (2011)	% of Amount Determined Not to be Collectable out of Amount Identified (2011)	Amounts Identified for Recovery (2004-2010)	Amounts Recovered (2004-2010)	Cumulative Amounts Identified for Recovery (2004-2011)	Cumulative Amounts Recovered (2004-2011)	Cumulative Amounts Outstanding (2004-2011)	Cumulative Amounts Determined Not to be Collectable (2004-2011)
Contracts	\$ 11,709	4.0%	\$ 7,200,597	\$6,018,579*	\$ 7,503,026	\$6,295,392*	\$ 26,936	\$ 75,130
Grants	-	-	-	-	-	-	-	-
Benefits	-	-	-	-	-	-	-	-
Loans	-	-	-	-	-	-	-	-
Other	-	-	-	-	-	-	-	-

* Does not include an amount of approximately \$750,000 reported for fiscal year 2005, which was subsequently recovered after the reporting period.

The payment recapture audit targets listed below are preliminary estimates developed by Treasury bureaus and offices based on historical performance and current payment recapture audit programs.

Type of Payment	2011 Amount Identified	2011 Amount Recovered	2011 Recovery Rate (Amount Recovered / Amount Identified)	2012 Recovery Rate Target	2013 Recovery Rate Target	2014 Recovery Rate Target
Contracts	\$ 302,429	\$ 276,813	92.0%	95.0%	95.0%	95.0%
Grants	\$ 428,274	\$ 428,274	100.0%	100.0%	100.0%	100.0%
Benefits	\$ 1,438	\$ 1,438	100.0%	100.0%	100.0%	100.0%
Loans	\$ -	\$ -	100.0%	100.0%	100.0%	100.0%
Other	\$ 46,380	\$ 46,256	100.0%	100.0%	100.0%	100.0%

Due to the delayed release of IPERA implementation guidance, Treasury’s bureaus were not able to fully implement or develop the mechanisms to acquire the additional information specified in the amended Payment Recapture Audit guidance to complete the following tables: (1) Aging of Outstanding Overpayments, (2) Disposition of Recaptured Funds, and (3) Overpayments Recaptured Outside of Payment Recapture Audits (refer to additional comments under section IX below).

VI. ACCOUNTABILITY

The Secretary of the Treasury has delegated responsibility for addressing improper payments to the Assistant Secretary for Management and Chief Financial Officer (ASM/CFO). Improper payments fall under the Department’s management and internal control program. A major component of the internal control program is risk assessments, which are an extension of each bureau’s annual improper payment elimination and recovery review process, as required under A-123, Appendix C. Under Treasury Directive 40-04, *Treasury Internal (Management) Control Program*, executives and other managers are required to have management control responsibilities as part of their annual performance plans. With oversight mechanisms such as the Treasury CFO Council and the IRS’s Financial and Management Controls Executive Steering Committee (FMC ESC), managerial responsibility and accountability in all management and internal control areas are visible and well-documented. Improper payments also have been monitored for improvement as a significant deficiency under the *Federal Managers’ Financial Integrity Act*. Treasury has identified executives who are responsible and accountable for reducing the level of EITC overclaims, while other senior and mid-level officials have responsibility for monitoring progress in this area as bureau and program internal control officers.

VII. INFORMATION SYSTEMS AND OTHER INFRASTRUCTURE

Overall, Treasury has the internal controls, human capital, and information systems and other infrastructure it needs to reduce improper payments to the targeted levels.

VIII. LIMITING STATUTORY AND REGULATORY BARRIERS

Treasury's overall management assessment of IPERA did not uncover any limiting statutory or regulatory barriers with the exception of the high-risk EITC program.

A number of factors continue to serve as barriers to reducing overclaims in the EITC program. These include:

- Complexity of the tax law
- Structure of the EITC
- Confusion among eligible claimants
- High turnover of eligible claimants
- Unscrupulous return preparers
- Fraud

No one of these factors can be considered the primary driver of program error. Furthermore, the interaction among the factors makes addressing the credit's erroneous claims rate, while balancing the need to ensure the credit makes its way to taxpayers who are eligible, extremely difficult.

IX. ADDITIONAL COMMENTS

Treasury made a concerted effort to fully implement the Payment Recapture Audit portion of IPERA during fiscal year 2011. Due to the timing of the OMB guidance, critical competing priorities, and resource constraints, the program was not fully implemented. However, the Department is in the process of developing an updated plan to ensure implementation no later than the end of fiscal year 2013, which is the year that the improper payment rate criterion for identifying a significant improper payment is lowered from 2.5 percent to 1.5 percent and the targeted payment recapture recovery rate should reach 85 percent overall.

APPENDIX C: MANAGEMENT AND PERFORMANCE CHALLENGES AND RESPONSES

In accordance with the *Reports Consolidation Act of 2000*, the Inspectors General issue Semiannual Reports to Congress that identify specific management and performance challenges facing the Department. At the end of each fiscal year, the Treasury OIG and TIGTA send an update of these management challenges to the Secretary and cite any new challenges for the upcoming fiscal year. SIGTARP does not provide the Secretary with a semiannual report or annual update on management and performance challenges. This Appendix contains the incoming management and performance challenges letters from OIG and TIGTA and the Secretary's responses describing actions taken and planned to address the challenges.



October 24, 2011

INFORMATION MEMORANDUM FOR SECRETARY GEITHNER

FROM: Eric M. Thorson
Inspector General

SUBJECT: Management and Performance Challenges Facing
the Department of the Treasury (OIG-CA-12-001)

In accordance with the Reports Consolidation Act of 2000, we are providing you with our perspective on the most serious management and performance challenges facing the Department of the Treasury.

In assessing the Department's most serious challenges, we are mindful of the budget environment being faced by Treasury and the entire federal government as the Administration and the Congress looks for ways to address the country's budget deficit. Cuts to programs and operations are likely although the extent of any cuts and the specific nature of the cuts are unknown as of this writing. With that as a backdrop, the Treasury Department has in recent years been given a number of new responsibilities that are critical to this country's sustained economic strength. More often than not, the Department has been faced with needing to start up and administer these new responsibilities with very thin staffing and resources. I know that the Department's senior leadership is fully cognizant of these pressures and the need for strong management. That said, if the Department is faced with reduced funding, my office will monitor and examine how Treasury's programs and operations are impacted and we look forward to working with the Department leadership in this regard. We also cannot emphasize enough to the Department's stakeholders the critical importance that Treasury is resourced sufficiently to maintain an appropriate control infrastructure.

We continue to report the four challenges from last year.

- Transformation of Financial Regulation
- Management of Treasury's Authorities Intended to Support and Improve the Economy
- Anti-Money Laundering and Terrorist Financing/Bank Secrecy Act Enforcement
- Management of Capital Investments

We are not reporting any new challenges this year. However, in addition to the above challenges, we are reporting an elevated concern about one matter, information security, and the need for constant and effective surveillance over Treasury's security posture.

Challenge 1: Transformation of Financial Regulation

In response to the need for financial reform, Congress passed the Dodd-Frank Wall Street Reform and Consumer Protection Act (Dodd-Frank) in July 2010. Dodd-Frank established new responsibilities for Treasury and created new offices tasked to fulfill those responsibilities.

Dodd-Frank established the Financial Stability Oversight Council (FSOC), which you chair as the Treasury Secretary. FSOC's mission is to identify risks to financial stability that could arise from the activities of large, interconnected financial companies; respond to any emerging threats to the financial system; and promote market discipline. As required, FSOC issued its first annual report in July 2011. The report contained recommendations to (1) heighten risk management and supervisory attention in specific areas, (2) further reforms to address structural vulnerabilities in key markets, (3) take steps to address reform of the housing finance market, and (4) ensure interagency coordination on financial regulatory reform. This is an important early step, but FSOC still has work ahead to meet all of its responsibilities. For example, Dodd-Frank calls for the consolidated supervision and heightened prudential standards for large, interconnected nonbank financial companies. FSOC also has the authority to designate nonbank financial companies for consolidated supervision and to recommend heightened standards for these firms and large bank holding companies. In this regard, the Board of Governors of the Federal Reserve System would be responsible for supervising these firms and adopting specific prudential rules. As of this writing, FSOC is still in the process of establishing the framework for identifying systemically significant nonbank financial institutions. To that end, on October 11, 2011, FSOC issued a notice of proposed rulemaking that among other things, set forth a three-stage process in non-emergency situations to determine whether to subject a nonbank financial company to Board of Governors supervision and prudential standards. Each stage of the process would involve an analysis based on an increasing amount of information. FSOC did finalize the rules for implementing its authority under Dodd-Frank for designating financial market utilities¹ as systemically important in July of this year. Financial market utilities so designated are subject to (1) risk management standards governing the operations related to the payment, clearing, and settlement activities, and (2) additional examinations and reporting requirements, as well as potential enforcement actions.

The Council of Inspectors General on Financial Oversight (CIGFO), which I chair, was also established by Dodd-Frank. It facilitates the sharing of information among member inspectors general with a focus on reporting our concerns that may apply to the broader financial sector and ways to improve financial oversight. Accordingly, CIGFO will be an important source of independent, unbiased analysis to FSOC. As required, CIGFO met on a quarterly basis and issued its first annual report in July 2011. That report discussed current and pending joint projects of CIGFO members and CIGFO's conclusion that FSOC had either met or is on target to

¹ The term "financial market utility" means any person that manages or operates a multilateral system for the purpose of transferring, clearing, or settling payments, securities, or other financial transactions among financial institutions or between financial institutions and the person. However, the term does not include entities such as national securities exchanges, national securities associations, and many others.

meet all requirements to date. CIGFO has approved guidelines for the establishment and procedures of working groups. In the future, CIGFO anticipates establishing a working group to oversee the process of designating systemically important nonbank financial institutions for heightened prudential supervision by the Board of Governors.

Additionally, Dodd-Frank established two new offices within Treasury: the Office of Financial Research (OFR) and the Federal Insurance Office (FIO). The OFR is to be a data collection, research and analysis arm of FSOC. The OFR will operate under a Presidentially-appointed, Senate-confirmed Director. As of this writing, a nominee to serve as the OFR Director has not been announced. Among other things, the OFR Director is to report to Congress annually on the office's activities and its assessments of systemic risk, with the first report due July 21, 2012. The FIO is charged with monitoring the insurance industry, including identifying gaps or issues in the regulation of insurance that could contribute to a systemic crisis in the insurance industry or financial system. The FIO Director, whom you appointed in March of this year, is to advise FSOC on insurance matters. We are currently reviewing the Department's progress in standing up OFR and our future work plans include a review of FIO.

Intended to streamline the supervision of depository institutions and holding companies, Dodd-Frank transferred the powers and duties of the Office of Thrift Supervision (OTS) to the Office of the Comptroller of the Currency (OCC), the Board of Governors, and the Federal Deposit Insurance Corporation (FDIC) effective July 21, 2011. As required by Dodd-Frank, we and the Offices of Inspector General of FDIC and the Board of Governors completed two reviews on the transfer during 2011. The first review reported on the planning for the transfer and the second review reported on the status of the transfer 6 months later. The reviews found that the planning was generally adequate and that transfer activities occurred as planned. However, we also reported on items that were still "works-in-progress." We will continue to monitor those items as part of our future reviews.

The other regulatory challenges that we discussed last year still remain. Specifically, since September 2007, 113 Treasury-regulated financial institutions have failed, with estimated losses to the Deposit Insurance Fund of approximately \$36.3 billion. This is an increase of 23 financial institutions and \$1.8 billion in losses since my last challenges letter. With more than 800 banks on FDIC's troubled bank list, we anticipate bank failures to continue into the foreseeable future.

Although many factors contributed to the turmoil in the financial markets, our work found that OCC and OTS did not identify early or force timely correction of unsafe and unsound practices by numerous failed institutions under their respective supervision. The irresponsible lending practices of many institutions are now well-recognized. At the same time, they also engaged in other high-risk activities, including high asset concentrations in commercial real estate and overreliance on unpredictable wholesale funding to fund growth. Last year, the unprecedented speed at which servicers were foreclosing on defaulted mortgages revealed flaws in the processing of those foreclosures. In response, the federal banking regulators completed a horizontal review of foreclosure practices at major mortgage servicers. The review found deficiencies in the servicers' foreclosure processes including weak management oversight, foreclosure document deficiencies, poor oversight of third parties involved in the foreclosure

process, and inadequate risk control systems. As a result, the federal banking regulators issued formal enforcement actions against 14 mortgage servicers and 2 third party providers subject to the review. While it is too soon to tell whether these servicing deficiencies have been addressed, the foreclosure crisis has certainly impacted an already stressed housing market, with no significant turnaround yet in sight.

Our office is mandated to review the failures of Treasury-regulated financial institutions that result in material losses to the Deposit Insurance Fund. Since 2007, we have completed 42 such reviews and are engaged in 13 others. These reviews identify the causes of the failures and assess the supervision exercised. OCC has been responsive to our recommendations for improving supervision. Dodd-Frank now mandates that our office also review failures that result in non-material losses to the Deposit Insurance Fund. To that end, we have completed 44 such reviews. However, neither the material nor non-material reviews address the broader supervisory effectiveness of the federal banking regulators as a whole or the effectiveness of the supervisory structure. It is therefore essential that OCC continue to take a critical look at its supervisory processes to identify areas for improvement in those processes to better protect the financial health of the banking industry and consumers going forward.

In my last memorandum, I discussed the challenges Treasury faced in standing up the Bureau of Consumer Financial Protection (CFPB). I am pleased to note that since then, Treasury was successful in this effort. CFPB opened for business on July 21, 2011, as planned. Established by Dodd-Frank, the purpose of CFPB is to implement and, where applicable, enforce federal consumer financial law consistently to ensure that all consumers have access to markets for consumer financial products and services and that those markets are fair, transparent, and competitive. CFPB is an independent bureau of the Board of Governors but Treasury has a unique role in its operations. Specifically, until a Director is appointed, you are charged with exercising some, but not all, of the Director's authorities. On July 18, 2011, the President nominated Richard Cordray to be the first Director of CFPB. That nomination is currently pending before the Senate. It should be noted that, while no specific legislation has been proposed, there is much discussion in the Congress on whether the form of governance over CFPB should be changed. The Board of Governors Inspector General is designated by Dodd-Frank to provide oversight of CFPB. However, with Treasury's current statutory role under Dodd-Frank, our office will continue to coordinate with the Board of Governors OIG on CFPB oversight matters.

Clearly, as we have said in the past, the intention of Dodd-Frank is most notably to prevent, or at least minimize, the impact of a future financial sector crisis on our economy. In order to accomplish this, Dodd-Frank has placed a great deal of responsibility within Treasury and you, as the Treasury Secretary. The management challenge from our perspective is to maintain an effective FSOC process supported by the newly created offices within Treasury and the streamlined banking regulatory structure that timely identifies and strongly responds to emerging risks. This is especially important in times of economic growth and financial institution profitability when such government action is generally unpopular.

Challenge 2: Management of Treasury's Authorities Intended to Support and Improve the Economy

Congress provided Treasury with broad authorities to address the financial crisis under the Housing and Economic Recovery Act (HERA) and the Emergency Economic Stabilization Act (EESA) enacted in 2008, the American Recovery and Reinvestment Act of 2009 (Recovery Act), and the Small Business Jobs Act of 2010. Certain authorities in HERA and EESA have now expired but challenges remain in managing Treasury's outstanding investments. To a large extent, Treasury's program administration under these Acts has matured. However, investment decisions involving the Small Business Jobs Act programs have only recently been completed. Our discussion of this challenge will begin with the most recent act to improve and support the economy and then discuss the others for which Treasury is responsible.

Management of the Small Business Lending Fund and State Small Business Credit Initiative

Enacted in September 2010, the Small Business Jobs Act of 2010 created a \$30 billion Small Business Lending Fund (SBLF) within Treasury and provided \$1.5 billion to be allocated by Treasury to eligible state programs through the State Small Business Credit Initiative (SSBCI). The Act represents a key initiative of the Administration to increase lending to small businesses, and thereby, support job creation. Both programs were slow to disburse funds to intended recipients, with Treasury approving the majority of SBLF and SSBCI applications during the last quarter of fiscal year 2011. This occurred because the majority of applicants waited to apply within weeks of the application deadlines and significant delays were encountered in implementing the SBLF program. As a result, Treasury was rushed in making a significant number of SBLF investment decisions to meet funding deadlines, and disbursed the initial installment of SSBCI funds without establishing clear oversight obligations of participating states. Now that Treasury has completed the approval process for these two programs, the challenge for Treasury will be to exercise sufficient oversight to ensure that funds are used appropriately by participants, SBLF dividends owed Treasury are paid, and that the programs achieve intended results.

SBLF As of September 27, 2011, Treasury had disbursed more than \$4 billion to 332 financial institutions across the country. Of the institutions funded, 42 percent were institutions that used their SBLF investment to refinance securities issued under the Troubled Asset Relief Program (TARP) Capital Purchase Program. Institutions receiving investments under the SBLF program are expected to pay dividends to Treasury at rates that will decrease as the amount of qualified small business lending the institution does increases. During the first 4½ years of Treasury's investment, participating institutions initially pay dividends to Treasury of up to 5 percent but that rate may be reduced to as low as 1 percent based on their demonstrated increase in small business lending, which is self-reported by the participating institutions. The dividends are non-cumulative, meaning that institutions are under no obligation to make dividend payments as scheduled or to pay off previously missed payments before exiting the program. That said, there are provisions for increased restrictions as dividends are missed, including a prohibition against paying dividends on common stock and a provision for Treasury to appoint up to two members to the bank's board of directors. The

effectiveness of these measures, however, may be impacted if the institution's regulator has restricted it from making dividend payments.

Treasury will face many challenges in ensuring that the SBLF program meets its intended objective of increasing lending to small businesses and in measuring program performance. Under the terms of the authorizing legislation, SBLF funds are intended to stimulate lending to small businesses, but participating institutions are under no obligation to increase their small business lending activity. Once SBLF funds are disbursed and become commingled with other funds of the participating institutions, it will be difficult to track how the funds are spent. Participants are also not required to report how they use Treasury's investments. Additionally, Treasury is reliant on unverified information reported by participating institutions on their small business lending activity to measure performance and to make dividend rate adjustments.

SSBCI As of September 27, 2011, 53 states, territories, and eligible municipalities (participating states) had applied for \$1.5 billion in SSBCI funding. Of the 53 participating states, 31 had received their first funding allocations of approximately \$0.3 billion. Under SSBCI, participating states may obtain funding for programs that partner with private lenders to extend credit to small businesses. Such programs may include those that finance loan loss reserves; and provide loan insurance, loan guaranties, venture capital funds, and collateral support. If a state does not have an existing small business lending program, it can establish one in order to access SSBCI funding. States must provide Treasury with plans for using their funding allocations for review and approval, and report quarterly and annually on results. Another key feature is that participating states receive their allocations in one-third increments. Treasury may withhold a successive increment to a state pending the results of an audit by our office.

Primary oversight of the use of SSBCI funds is the responsibility of each participating state. The states are required to provide Treasury with quarterly assurances that their programs approved for SSBCI funding are in compliance with program requirements. However, Treasury will face challenges in holding states accountable for the proper use of funds as it has not clearly defined the oversight obligations of states or specified minimum standards for determining whether participating states have fulfilled their oversight responsibilities. Treasury has also not required participating states to collect and review compliance assurances made by lenders and borrowers or defined what constitutes a material adverse change in a state's financial or operational condition that must be reported to Treasury. As a result, Treasury will have difficulty finding states to be in default of program requirements and holding states accountable should our office find that a state has intentionally or recklessly misused funds.

Management of Recovery Act Programs

Treasury is responsible for overseeing an estimated \$150 billion of Recovery Act funding and tax relief. Treasury's oversight responsibilities include programs that provide payments for specified energy property in lieu of tax credits, payments to states for low-income housing

projects in lieu of tax credits, grants and tax credits through the Community Development Financial Institutions Fund, economic recovery payments to social security beneficiaries and others, and payments to U.S. territories for distribution to their citizens.

Several of these programs involve very large dollar amounts. It is estimated that Treasury's Recovery Act payments in lieu of tax credit programs, for specified energy property and to states for low-income housing projects, will cost more than \$20 billion over their lives. To date, Treasury has already awarded approximately \$13 billion under these programs. Payments made to recipients under the specified energy property program alone comprise more than \$9 billion of the funds awarded to date and the number of applicants is expected to grow with the program's application deadline now extended through fiscal year 2012. We previously reported that Treasury dedicated only a small number of staff to award and monitor these funds. It did, however, implement a process for the specified energy property program whereby the Department of Energy's National Renewable Energy Laboratory performs a technical review of payment applications and advises Treasury on award decisions. For larger dollar payments, Treasury also requires the applicant to obtain a review of project costs by an independent public accounting firm. We conducted a number of audits of recipients of payments under the specified energy property program to ensure funds were properly awarded to eligible applicants for eligible properties and have found some questionable claims involving several million dollars in total. We plan to continue our audits of recipients in fiscal year 2012 and will report any major instances of program abuse as necessary.

Management of the Housing and Economic Recovery Act and the Emergency Economic Stabilization Act

Through several HERA and EESA programs, Treasury injected much needed capital into financial institutions and businesses.

Under HERA, Treasury continues to address the distressed financial condition of Fannie Mae and Freddie Mac which are under the conservatorship of the Federal Housing Finance Agency. In order to cover the continuing losses of the two entities and their ability to maintain a positive net worth, Treasury agreed to purchase senior preferred stock as necessary, and as of June 30, 2011, invested \$164 billion in the two entities. Treasury also purchased \$225 billion of mortgage-backed securities (MBS) issued by the two entities under a temporary purchase program that expired in December 2009. In March 2011, Treasury began to wind down its MBS portfolio and has steadily reduced the portfolio by about \$10 billion a month. As of September 2011, Treasury received proceeds of \$64 billion through sales of its MBS and \$118 billion in principal repayments. So far, over the life of its investment, Treasury has earned \$20 billion in interest. The remaining principal outstanding is approximately \$60 billion. Through the Housing Finance Agency Initiative supporting state and local finance agencies, Treasury purchased securities in Fannie Mae and Freddie Mac backed by state and local Housing Finance Agency bonds (New Issue Bond Program) and a participation interest in the obligations of Fannie Mae and Freddie Mac (Temporary Credit and Liquidity Program). Prior to expiring in December 2009, Treasury purchased \$15.3 billion of securities under the New Issue Bond Program and provided \$8.3 billion under the Temporary Credit and Liquidity Program. Even with this

assistance, the future of both entities is still in question and prolonged assistance may be required. On a positive note, Freddie Mac did report positive net worth in the second quarter of 2011, the first positive quarter since 2009. Accordingly, there was no increase to Treasury's senior preferred stock investment in Freddie Mac.

As required by Dodd-Frank, Treasury and the Department of Housing and Urban Development conducted a study on ending the conservatorship of Fannie Mae and Freddie Mac and minimizing the cost to taxpayers. The report on this study was presented to Congress in February 2011. Regarding the long-term structure of housing finance, the report provided three options for consideration without recommending a specific option. The three options are (1) a privatized system of housing finance with the government insurance role limited to the Federal Housing Administration (FHA), the U.S. Department of Agriculture (USDA), and the Department of Veterans Affairs (VA) with assistance for narrowly targeted groups of borrowers; (2) a privatized system of housing finance with assistance from FHA, USDA, and VA for narrowly targeted groups of borrowers and a guarantee mechanism to scale up during times of crisis; and (3) a privatized system of housing finance with FHA, USDA, and VA assistance for low- and moderate-income borrowers and catastrophic reinsurance behind significant private capital. The legislative process for housing finance reform is in an early stage and it is difficult to predict what lies ahead for winding down the Fannie Mae and Freddie Mac conservatorships and reforming housing finance in the long run.

TARP, established under EESA, gave Treasury the authorities necessary to bolster credit availability and address other serious problems in the domestic and world financial markets. Treasury's Office of Financial Stability administers TARP, and through several of its programs, made purchases of direct loans and equity investments in many financial institutions and other businesses, as well as guaranteed other troubled mortgage-related and financial assets. Authority to make new investments under the TARP program expired on October 3, 2010. Treasury, however, is continuing to make payments for programs which have existing contracts and commitments. Treasury's challenge in this area has changed from standing-up and running TARP programs to winding them down and recovering its investment. That means Treasury's focus is on managing and exiting from its current TARP investments. To date, Treasury has reported positive returns from the sale of its investments in the banking industry and has begun reducing its investment in American International Group (AIG). EESA also established a special inspector general for TARP and imposed oversight and periodic reporting requirements on both the special inspector general and Government Accountability Office.

As conditions improve, Treasury will need to continue to work with its partners to disassemble the structure established to support recovery efforts and ensure that federal funds no longer needed for those efforts are returned in an orderly manner to the Treasury general fund.

2012 Pending Initiatives

In addition to SBLF and SSBCI, the Small Business Jobs Act of 2010 provided Treasury with authority to guarantee the full amounts of bonds and notes issued for community and economic development activities not to exceed 30 years. Under this authority, Treasury may issue up to

10 guarantees of no less than \$100 million each, but may not exceed \$1 billion in total aggregate guarantees in any fiscal year. As the program administrator, the Community Development Financial Institutions Fund is tasked with setting regulations and implementing the program by September 27, 2012. Our office plans to assess the progress of the program's implementation in 2012.

Included in the President's legislative proposal, "The American Jobs Act of 2011," is a provision establishing the American Infrastructure Financing Authority (AIFA), as a wholly owned Government Corporation, that would provide direct loans and loan guarantees to facilitate infrastructure projects that are both economically viable and of regional or national significance. The proposed aggregate amount of direct loans and loan guarantees made by AIFA in any single fiscal year may not exceed (1) \$10 billion during the first 2 years of operations; (2) \$20 billion during years 3 through 9 of operations; or (3) \$50 billion during any year thereafter. Although not a Treasury program, the legislation calls for Treasury to assist in implementing AIFA and in carrying out its purpose. Under the proposal, our office would provide oversight of AIFA for the first 5 years and thereafter the oversight would be provided by a Presidentially-appointed, Senate-confirmed special inspector general. Given the potential implications to our office, we will monitor the Congress's consideration of the proposal and respond appropriately.

Challenge 3: Anti-Money Laundering and Terrorist Financing/Bank Secrecy Act Enforcement

As we have reported in the past, ensuring criminals and terrorists do not use our financial networks to sustain their operations and/or launch attacks against the U.S. continues to be a challenge. Following the terrorist attacks of 2001, Treasury established the Office of Terrorism and Financial Intelligence (TFI). TFI is dedicated to disrupting the ability of terrorist organizations to fund their operations. TFI brings together intelligence gathering and analysis, economic sanctions, international cooperation, and private-sector cooperation to identify donors, financiers, and facilitators supporting terrorist organizations, and disrupt their ability to fund them. Enhancing the transparency of the financial system is one of the cornerstones of this effort. Treasury carries out its responsibilities to enhance financial transparency through the Bank Secrecy Act (BSA) and USA Patriot Act. The Financial Crimes Enforcement Network (FinCEN) is the Treasury bureau responsible for administering BSA.

Over the past decade, TFI has made good progress in closing the vulnerabilities that allowed money launderers and terrorists to use the financial system to support their activities. Nonetheless, significant challenges remain. One challenge is ensuring the continued cooperation and coordination of all the organizations involved in its anti-money laundering and combating terrorist financing efforts. A large number of federal and state entities participate with FinCEN to ensure compliance with BSA, including the four federal banking agencies, the Internal Revenue Service (IRS), the Securities and Exchange Commission, the Department of Justice, and all the state regulators. Many of these entities also participate in efforts to ensure compliance with U.S. foreign sanction programs administered by Treasury's Office of Foreign Assets Control (OFAC).

To be effective, Treasury must establish and maintain working relationships with these numerous entities. Neither FinCEN nor OFAC have the resources or capability to maintain compliance with their programs without significant help from these other organizations. To this end, Treasury has entered into memoranda of understanding with many federal and state regulators in an attempt to build a consistent and effective process. As of last year, FinCEN had signed memoranda of understanding with 7 federal and 51 state regulators to ensure that information is exchanged between FinCEN and the entities charged with examining for BSA compliance. While important to promote the cooperation and coordination needed, it should be noted that these instruments are nonbinding and carry no penalties for violations, and their overall effectiveness has not been independently assessed.

Last year, financial institutions filed approximately 15 million BSA reports, including over 1.3 million suspicious activity reports. While the number of suspicious activity reports has been increasing since 2001, the numbers alone do not necessarily indicate everything is going well. Audits we have done have found problems with the quality of the data reported. Other audits have also identified gaps in the regulatory examination programs of the bank regulators and examining agencies. FinCEN needs to continue its efforts to work with regulators and examining agencies to ensure that financial institutions establish effective BSA compliance programs and file accurate and complete BSA reports, as required. Furthermore, FinCEN still needs to complete work to issue anti-money laundering regulations as it determines appropriate for some non-bank financial institutions, such as vehicle dealers; pawnbrokers; travel agents; finance companies; real estate closing and settlement services; and financial services intermediaries, such as investment advisors.

BSA data is currently maintained by IRS and access to the database is generally handled through an IRS system known as WebCBRS. FinCEN's BSA Information Technology (IT) Modernization program, begun in 2008, is being built to ensure efficient management, safeguarding, and use of BSA information. BSA IT Modernization will reengineer BSA data architecture, update the infrastructure, implement more innovative web services and enhanced electronic filing, and provide increased analytical tools. FinCEN believes modernization will provide increased data integrity, and maximize value for its state and federal partners. This program, which we believe is needed, has yet to reach a point of broad-based integration testing and is highly dependent on continued funding, a challenge for many programs today. The BSA IT Modernization project is also discussed in challenge 4.

FinCEN is mandating the use of its BSA E-Filing network starting in June 2012. BSA E-Filing allows financial institutions to file reports with FinCEN electronically. We anticipate that this will improve data quality in that data will be more quickly entered into the database and that some of the errors or omissions that previously occurred through paper filings should be reduced if not eliminated. However, until this can be verified, FinCEN and IRS will need to continue to monitor data quality. Last year we noted that FinCEN has a particularly difficult challenge in dealing with MSBs. FinCEN has taken steps to improve MSB examination coverage and compliance. In the past year, FinCEN has finalized new rules and increased enforcement designed to ensure MSBs comply with BSA requirements, including registration and report filing requirements. However, ensuring MSBs register with FinCEN has been a continuing challenge.

Furthermore, IRS serves as the examining agency for MSBs but has limited resources to inspect MSBs or even identify unregistered MSBs. FinCEN and IRS need to work together to ensure that MSBs operating in this country are identified, properly registered, and in compliance with all applicable laws and regulations.

FinCEN has also been concerned with MSBs that use informal value transfer systems and with MSBs that issue, redeem, or sell prepaid access, through physical (cards or other devices) or non-physical (e.g., code, electronic serial number, mobile identification number, and/or personal identification number) means. MSBs using informal value transfers have been identified in a number of attempts to launder proceeds of criminal activity or finance terrorism. Similarly, prepaid access can make it easier for some to engage in money laundering or terrorist financing. In September 2010, FinCEN notified financial institutions to be vigilant and file suspicious activity reports on MSBs that may be inappropriately using informal value transfers when they use financial institutions to store currency, clear checks, remit and receive funds, and obtain other financial services. This past summer, FinCEN issued a final rule applying customer identification, recordkeeping, and reporting obligations to providers and sellers of prepaid access. Ensuring compliance with these rules will be a major challenge.

To detect possible illicit wire transfer use of the financial system, FinCEN also proposed a regulatory requirement for certain depository institutions and MSBs to report cross-border electronic transmittals of funds. FinCEN determined that establishing a centralized database will greatly assist law enforcement in detecting and ferreting out transnational organized crime, multinational drug cartels, terrorist financing, and international tax evasion. Ensuring financial institutions, particularly MSBs, comply with the cross-border electronic transaction reporting requirements, as well as managing this new database, will be another significant challenge for FinCEN. It should be noted that this system cannot be fully implemented until FinCEN completes its work on its BSA IT Modernization project, scheduled for 2014.

Other matters of concern are beginning to appear or are on the horizon. One concern we reported before is that the focus on safety and soundness resulting from the recent financial crisis may have reduced the attention financial institutions have given to BSA and OFAC compliance. Another concern is the increasing use of mobile devices for banking, internet banking, internet gaming, and peer-to-peer transactions. FinCEN, OFAC, and other regulatory agencies will need to ensure that providers of these services ensure transactions are transparent and conform to BSA requirements. Monitoring the transactions of tomorrow may prove to be increasingly difficult for Treasury.

Given the criticality of this management challenge to the Department's mission, we continue to consider anti-money laundering and combating terrorist financing as inherently high-risk. Mandatory work, particularly material loss reviews of failed banks, prevented us from starting any new audits in this area in fiscal years 2009 and 2010. In fiscal year 2011, we initiated audits of the MSB compliance program, the BSA IT Modernization project, and OFAC licensing (a program that allows exceptions to sanction programs upon OFAC's legal review and approval), which we plan to complete in fiscal year 2012.

Challenge 4: Management of Capital Investments

Managing large capital investments, particularly information technology investments, is a difficult challenge for any organization, whether public or private. As a new development, after several years of attempting to centrally manage large infrastructure investments at the Department level, Treasury has announced that it will de-consolidate all infrastructure investments to the bureaus. This move is intended to improve efficiency and transparency, cost savings and avoidance, and overall governance.

In prior years, we reported on a number of capital investment projects that either failed or had serious problems. This year, we continue to identify challenges with ongoing IT investments.

Replacement telecommunications platform Treasury plans to spend \$3.7 billion on its Information Technology Infrastructure Telecommunications Systems and Services investment. Treasury was originally to have begun implementation of TNet, a major component, in November 2007 but the project was delayed until August 2009. In September 2011, we reported serious problems with the initial contracting and project management of TNet that contributed to the delay and the unnecessary expenditure of \$33 million to maintain the prior telecommunications system in the interim. While TNet has become operational across Treasury, it is not yet fully compliant with Federal security requirements, and issues with change requests, incident response, and contractor billings need to be addressed.

Common identity management system The Treasury Enterprise Identity, Credential and Access Management (TEICAM) is a \$147 million effort to implement Homeland Security Presidential Directive 12 requirements for a common identity standard. As of August 2011, Treasury reported that the system was \$40 million over planned costs.

Data center consolidation OMB initiated the Federal Data Center Consolidation Initiative to reduce the number of federal data centers. In this regard, Treasury had over 60 data centers around the country. During fiscal year 2011, Treasury closed 3 data centers. This was accomplished in part by the Financial Management Service and the Bureau of the Public Debt consolidating their infrastructure and data center operations. Treasury plans to close another 12 data centers by 2015. Its ability to successfully consolidate data centers and achieve budget savings is contingent on adapting shared infrastructure services.

FinCEN BSA IT Modernization As discussed in Challenge 3, Treasury, through FinCEN, is undertaking a major project known as BSA IT Modernization. Already underway, the project is expected to cost about \$120 million and is expected to be completed in 2014. The project has yet to undergo broad-based integration testing, is complicated, and will require continued coordination between FinCEN and IRS. A prior attempt, from 2004 to 2006, to develop a new BSA system ended in failure with over \$17 million wasted because of shortcomings in project planning, management, and oversight. However, early indications from our audit work are that project management is much improved for this project.

Treasury should exercise continuous vigilance in managing the investments described above and others due to previously reported problems with large capital investments, and billions of procurement dollars at risk. Moreover, it remains to be seen whether Treasury's decision to de-consolidate all infrastructure investments will improve efficiency and transparency, cost savings and avoidance, and overall governance as intended. We plan to assess the results of this change in managing Treasury's infrastructure investments going forward.

Matter of Concern

Although we are not reporting this as a management and performance challenge, we want to highlight an area of increasing concern -- information security.

We reported information security as a serious management and performance challenge at Treasury for a number of years but removed the challenge in 2009. We did so because Treasury had made significant strides in improving and institutionalizing its information security controls, as was evident from our annual Federal Information Security Management audits and evaluations. We believe that remains the case today. However, notwithstanding Treasury's strong security stance, cyber attacks against federal government systems by foreign governments and the hacker community are unrelenting and increasing. Treasury's information systems are critical to the Nation, and thus potential targets of those wishing to do grave harm. Accordingly, this is a very troubling situation that requires the highest level of continual attention to ensure, as we said when we removed the challenge, that information security policies remain current and practices do not deteriorate.

We would be pleased to discuss our views on these management and performance challenges in more detail.

cc: Daniel Tangherlini
Assistant Secretary for Management, Chief Financial Officer, and
Chief Performance Officer

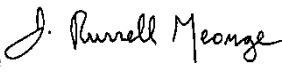


INSPECTOR GENERAL
FOR TAX
ADMINISTRATION

DEPARTMENT OF THE TREASURY
WASHINGTON, D.C. 20005

October 14, 2011

MEMORANDUM FOR SECRETARY GEITHNER

FROM: J. Russell George 
Inspector General

SUBJECT: Management and Performance Challenges Facing the Internal
Revenue Service for Fiscal Year 2012

The *Reports Consolidation Act of 2000*² requires that the Treasury Inspector General for Tax Administration (TIGTA) summarize, for inclusion in the *Department of the Treasury Accountability Report for Fiscal Year 2011*, its perspective on the most serious management and performance challenges confronting the Internal Revenue Service (IRS). The issues described in this document are derived from a variety of activities conducted and reviewed by TIGTA.

Each year, TIGTA evaluates IRS programs, operations, and management functions to identify the areas of highest vulnerability to the Nation's tax system. For Fiscal Year 2012, the top 10 management and performance challenges in order of priority are:

1. Security for Taxpayer Data and Employees;
2. Tax Compliance Initiatives;
2. Modernization;
4. Implementing Major Tax Law Changes;
5. Fraudulent Claims and Improper Payments;
6. Providing Quality Taxpayer Service Operations;
7. Human Capital;
8. Globalization;
9. Taxpayer Protection and Rights; and
10. Achieving Program Efficiencies and Cost Savings.

TIGTA's assessment of the major IRS management challenges for Fiscal Year 2012 has changed from the prior fiscal year. Due to the mission-critical nature of both modernization and tax compliance initiatives, TIGTA considers tax compliance and modernization as serious enough management challenges to jointly rank at number two, following security. However, the current status of the United States economy and the watchful eye of the American public on the management of our Nation's Government are driving the need more than ever for the IRS to efficiently and effectively collect taxes

² 31 U.S.C. § 3516(d) (2006).

IRS MANAGEMENT CHALLENGES MEMORANDUM

Page Two

owed to the Federal Government. In addition, the IRS recently downgraded its longstanding material weakness³ status of the Modernization Program. As such, tax compliance is listed before the ongoing major challenge of modernization. Also note that the prior Erroneous and Improper Payments and Credits challenge has expanded to become Fraudulent Claims and Improper Payments and has moved from the seventh to the fifth most significant challenge facing the IRS.

Although not listed, complexity of the tax law remains a serious underlying issue that has wide-ranging implications for both the IRS and taxpayers. This complexity, including frequent revisions to the Internal Revenue Code, makes it increasingly difficult for the IRS to explain and enforce the tax laws and more costly and time-consuming for taxpayers who want to comply. When the Internal Revenue Code is used as a vehicle for implementation of policy changes, the IRS will continue to face the challenge of responding quickly by shifting resources and altering established plans.

The following information for each of these management and performance challenges is being provided to promote economy, efficiency, and effectiveness in the IRS's administration of the Nation's tax laws.

SECURITY FOR TAXPAYER DATA AND EMPLOYEES

As our Nation's tax collector and administrator of the Internal Revenue Code, the IRS received more than 230 million tax returns, of which 141 million were from individual taxpayers, and collected more than \$2.3 trillion in revenue in 2010. Information from these tax returns is converted into electronic format, processed, and maintained in over 190 computer system applications for use by IRS employees. As computer use continues to be inextricably integrated into the IRS's core business processes, effective information systems security becomes essential to ensure that data are protected against inadvertent or deliberate misuse, improper disclosure, or destruction, and that computer operations supporting tax administration are secured against disruption or compromise.

The IRS faces the daunting task of securing its computer systems against the growing threat of cyberattack. According to the Department of Homeland Security's U.S. Computer Emergency Readiness Team, cyberattacks against Federal websites and networks increased almost 40 percent in 2010. More recently, in July 2011, the Pentagon acknowledged a serious data breach when a Department of Defense contractor suffered one of its largest cyberattacks ever and more than 24,000 files containing sensitive data were stolen by a foreign government. Computer security has been problematical for the IRS since 1997, when the IRS initially reported computer security as a material weakness during its annual evaluation of internal accounting and administrative controls under the *Federal Managers Financial*

³ In the event that an agency determines the existence of shortcomings in operations or systems which severely impair or threaten its ability to accomplish its mission or to prepare timely and accurate financial statements, the Department of the Treasury directs its bureaus to declare a material weakness on that particular area.

IRS MANAGEMENT CHALLENGES MEMORANDUM

Page Three

*Integrity Act of 1982.*⁴ The IRS further divided this material weakness into nine areas: (1) network access controls; (2) key computer applications and system access controls; (3) software configuration; (4) functional business, operating, and program unit security roles and responsibilities; (5) segregation of duties between system and security administrators; (6) contingency planning and disaster recovery; (7) monitoring of key networks and systems; (8) security training; and (9) certification and accreditation.

As of April 2011, the IRS had officially closed three of the nine areas: segregation of duties between system and security administrators (closed in September 2005), security training (June 2008), and certification and accreditation (December 2008). In addition, the IRS completed all corrective actions on two other areas: network access controls (completed in July 2010) and functional business, operating, and program unit security roles and responsibilities (March 2009). The other four material weakness areas remain open and are actively being resolved. While the IRS has made progress in the area of computer security, it needs to continue to place a high priority on its improvement.

In addition, identity theft continues to be a significant problem for taxpayers and the IRS. Identity thieves are filing fraudulent tax returns and obtaining refunds. The IRS usually does not become aware of a problem until after the legitimate taxpayer files a tax return. At that time, the IRS often determines that two tax returns have been filed using the same name and Social Security Number. The legitimate taxpayer's refund is then delayed while the IRS attempts to determine who the legitimate taxpayer is. Meanwhile, the identity thief has obtained a fraudulent tax refund, which the IRS is unlikely to recover. As such, effectively authenticating legitimate taxpayers is a pressing challenge for the IRS as it develops and implements updates to its mission-critical systems and processes.

Beyond safeguarding a vast amount of sensitive financial and personal data, the IRS must also protect approximately 100,000 employees and contractors working in over 700 facilities throughout the country. The February 2010 attack on an IRS facility in Austin, Texas, was a stark reminder of the dangers that IRS employees face each day in trying to perform their jobs. Animosity towards the tax collection process is nothing new, but the Austin incident highlights a surge in hostility towards the Federal Government. Also, the ongoing public debate regarding the new health care law and continued concerns over the country's economy could fuel threats against the Federal Government, including IRS employees and facilities. These are challenging operating conditions for the IRS that underscore the need for continued vigilance in the area of physical and personnel security.

⁴ 31 U.S.C. §§ 1105, 1106, 1108, 1113, 3512 (2006). The *Federal Managers' Financial Integrity Act* (FMFIA) requires that agency management establish and maintain effective internal controls to achieve the objectives of: 1) effective and efficient operations, 2) reliable financial reporting, and 3) compliance with applicable laws and regulations. The FMFIA also requires the head of each Executive agency to report annually to the President and Congress on the effectiveness of the internal controls and any identified material weaknesses in those controls. Reporting material weaknesses under the FMFIA is not limited to weaknesses over financial reporting.

TAX COMPLIANCE INITIATIVES

Another serious challenge confronting the IRS is tax compliance. Despite an estimated voluntary compliance rate of 84 percent and IRS enforcement efforts, a significant amount of income remains unreported and unpaid. Tax compliance initiatives include the administration of tax regulations, collection of the correct amount of tax from businesses and individuals, and the oversight of tax-exempt and government entities.

The IRS's challenge related to tax-exempt and government entities is providing assistance to those entities that provide a valued societal benefit while ensuring that these entities remain in compliance with the tax laws associated with their tax-exempt status. The various types of tax-exempt entities include exempt organizations, sponsors of retirement plans, Indian tribal governments, issuers of tax-exempt and other tax-advantaged bonds, and Federal, State, and local governments.

Increasing voluntary taxpayer compliance and reducing the Tax Gap⁵ are the focus of many IRS initiatives. The IRS continues to face significant challenges in obtaining complete and timely compliance data and in developing methods necessary to interpret the data. Even with improved data collection, however, the IRS needs broader strategies and more research to determine what actions are most effective in addressing taxpayer noncompliance. The IRS's strategy for reducing the Tax Gap is largely dependent on funding for additional compliance resources and legislative changes. In its Fiscal Year 2012 budget submission, the IRS requested a 2.9 percent increase in enforcement funds over its Fiscal Year 2011 request.

Businesses and Individuals

The IRS estimated the gross Tax Gap for Tax Year 2001 (the most current figures available) to be approximately \$345 billion. Underreporting of taxes, which comprises four major components (individual income tax, employment tax, corporate income tax, and estate and excise taxes), is estimated at \$285 billion and accounts for the largest portion (over 80 percent) of the Tax Gap. In fact, the underreporting of individual income tax and employment tax combined constitutes over 70 percent of the gross Tax Gap.

The absence of laws to prevent Federal agencies, including the IRS, from awarding contracts to businesses that have delinquent tax liabilities is contributing to the Tax Gap. During Fiscal Year 2010, President Obama directed the Department of the Treasury and the Office of Management and Budget to evaluate agencies' contract award processes and make recommendations to ensure that Federal contractors with serious tax delinquencies do not receive new work from Federal agencies. In a Fiscal Year 2011 report,⁶ we determined that the IRS has opportunities to improve the use of the Federal Payment Levy Program⁷ to collect delinquent tax liabilities

⁵ The IRS defines the Tax Gap as the difference between the estimated amount taxpayers owe and the amount they voluntarily and timely paid for a tax year.

⁶ TIGTA, Ref. No. 2011-30-013, *Existing Practices Allowed IRS Contractors to Receive Payments While Owning Delinquent Taxes* (2011).

⁷ The Federal Payment Levy Program is an automated process that issues tax levies to collect delinquent Federal taxes through the Financial Management Service from Social Security payments, Federal agency salaries, retirement, and contract awards.

from IRS contractors. Our audit identified that the IRS blocked 11 contractors with delinquent liabilities totaling approximately \$4.3 million from inclusion in the Program. These contractors received more than \$356 million in payments from the IRS and approximately \$3.7 billion in payments from other Federal agencies. For eight of these contractors, the amount of delinquent taxes that could have been collected if the tax accounts had not been blocked from inclusion totaled \$3.8 million.

Tax-Exempt Entities

The IRS continues to face challenges in administering programs focused on ensuring that tax-exempt organizations comply with applicable laws and regulations to qualify for their exempt status. Legislative changes and judicial decisions contribute to a constantly changing environment affecting today's nonprofit and tax-exempt organizations. For example, the *Patient Protection and Affordable Care Act* (Affordable Care Act)⁸ added several new requirements for tax-exempt hospitals to maintain their exempt status.

Since more than \$15 trillion in U.S. assets are currently controlled by tax-exempt organizations or held in exempt retirement programs and financial instruments, the IRS recognized in its most recent strategic plan that careful oversight of the nonprofit and exempt sector is more important than ever before. In its Fiscal Year 2012 budget submission, the IRS stated that it must continue focused oversight of the tax-exempt sector.

In a report issued in Fiscal Year 2011,⁹ we reviewed the IRS process that allows public employers who determine they are not in compliance with various employment and income tax laws to step forward and be accountable by entering into an agreement with the IRS to become compliant. While this assists the IRS in improving compliance in the government sector without using scarce resources to uncover noncompliance, the IRS did not always properly control, process, and monitor all requests for agreements received from its customers. As a result, TIGTA found inconsistencies, inaccuracies, potential taxpayer rights violations, and weak internal controls that increased the risk of error, fraud, or abuse. In addition, TIGTA identified changes that could lead to an increase in the number of agreements being requested, heightening the need to begin building a more defined agreement program.

Tax Return Preparers

Greater numbers of taxpayers are turning to tax return preparers for assistance. In Calendar Year 2010, the IRS processed approximately 81.5 million individual Federal income tax returns prepared by paid preparers. However, these preparers were not required to meet or comply with any national standards before selling tax preparation services to the public.

⁸ Pub. L. No. 111-148, 124 Stat. 119 (2010) (codified as amended in scattered sections of 18 U.S.C., 20 U.S.C., 21 U.S.C., 25 U.S.C., 26 U.S.C., 28 U.S.C., 29 U.S.C., 30 U.S.C., 31 U.S.C., 35 U.S.C., and 42 U.S.C.).

⁹ TIGTA, Ref. No. 2011-10-042, *Improvements Are Needed in the Voluntary Closing Agreement Process for Public Employers* (2011).

IRS MANAGEMENT CHALLENGES MEMORANDUM

Page Six

A series of reports (including reviews conducted by TIGTA, the U.S. Government Accountability Office, and other agencies) strongly suggested a need to regulate those who prepare Federal tax returns and led the IRS to launch its Return Preparer Review in June 2009. The following December, after its own six-month study of the problem, the IRS announced a suite of proposed reforms to improve oversight of the return preparer community.

The IRS began implementing the new preparer requirements in Fiscal Year 2011, but we reported in September 2010 that it will take years for the IRS to implement the Return Preparer Program and to realize its impact.¹⁰ When the decision was made to register preparers in September 2010, the IRS had only begun to implement the Return Preparer Program and had not established all of its requirements. The IRS also had not established the organizational structure of the Program, determined how it will test to ensure all preparers met the requirements, determined how it will enforce Program requirements, or developed the system(s) and processes necessary to administer and oversee the Program. It will not be until Calendar Year 2014 that all preparers will be subjected to all suitability and competency tests. In the meantime, the IRS will develop and implement an enforcement strategy. Currently, the IRS does not have a sufficient management information system to gather data on preparers. Further, the IRS will need to ensure that taxpayers understand the new requirements and the importance of using only registered preparers to prepare their tax returns.

MODERNIZATION

The Business Systems Modernization Program (Modernization Program) is a complex effort to modernize IRS technology and related business processes. It involves integrating thousands of hardware and software components while replacing outdated technology and maintaining the current tax system. The IRS originally estimated that the Modernization Program would last up to 15 years and incur contractor costs of approximately \$8 billion. The Program is going on its 14th year and has received approximately \$3.46 billion for contractor services, plus an additional \$554 million for internal IRS costs.

Factors that characterize the IRS's complex information technology environment include widely varying inputs from taxpayers (from simple concise records to complex voluminous documents), seasonal processing with extreme variations in processing loads, transaction rates on the order of billions per year, and data storage measured in trillions of bytes. The Modernization Program is working toward providing improved benefits to taxpayers that include:

- Issuing refunds, on average, five days faster than existing legacy systems;
- Offering electronic filing capability for individuals, large corporations, small businesses, tax-exempt organizations, and partnerships, with dramatically reduced processing error rates;

¹⁰ TIGTA, Ref. No. 2010-40-127, *It Will Take Years to Implement the Return Preparer Program and to Realize Its Impact* (2010).

IRS MANAGEMENT CHALLENGES MEMORANDUM

Page Seven

- Delivering web-based services for tax practitioners, taxpayers, and IRS employees; and
- Providing IRS customer service representatives with faster and improved access to taxpayer account data with real-time data entry, validation, and updates of taxpayer addresses.

The IRS's modernization efforts continue to focus on core tax administration systems designed to provide more sophisticated tools to taxpayers and to IRS employees. The Modernization Program provides new information technology capabilities and the related benefits. Since January 2011, the IRS has implemented new versions of the current Customer Account Data Engine,¹¹ the Modernized e-File system,¹² and the Account Management Services system.¹³ Additionally, the IRS has continued making progress in preparing for the deployment of the Customer Account Data Engine 2 system.¹⁴

The Modernization Program has continued to help improve IRS operations and has demonstrated successes in improving business practices by implementing new information technology solutions. Management of project costs and schedules has shown dramatic improvement since the previous year, but some systems development disciplines continue to need attention.

Since 1995, the IRS had identified and reported the Modernization Program as a material weakness. In June 2011, the IRS Commissioner certified, in a memorandum to the Department of the Treasury's Assistant Secretary for Management and Chief Financial Officer, that the previously identified internal and management control issues had been fully addressed and the Modernization Program no longer warranted being identified as a material weakness. While we support the IRS's decision, we believe the Program remains a risk for the IRS, and we suggest that it continue to stress improvements in its overall processes and performance.

IMPLEMENTING MAJOR TAX LAW CHANGES

Each filing season tests the IRS's ability to implement tax law changes made by the Congress. Most individual taxpayers file their income tax returns during the annual January through April period and, if needed, it is usually during this same time period that they contact the IRS with questions about specific tax laws or filing procedures. Correctly implementing late tax law changes remains a significant challenge because

¹¹ The Customer Account Data Engine is the foundation for managing taxpayer accounts in the IRS Modernization plan. When completed, its databases and related applications will replace existing IRS Master File processing systems and will include applications for daily posting, settlement, maintenance, refund processing, and issue detection for taxpayer tax account and return data.

¹² The Modernized e-File system is a replacement of the current IRS tax return filing technology with a modernized, Internet-based electronic filing platform.

¹³ The Account Management Services system provides IRS employees with the ability to view, access, update, and manage taxpayer data.

¹⁴ The Customer Account Data Engine 2 system creates a modernized processing and data-centric infrastructure that will enable the IRS to improve the accuracy and speed of individual taxpayer account processing, enhance the customer experience through improved access to account information, and increase the effectiveness and efficiency of agency operations.

IRS MANAGEMENT CHALLENGES MEMORANDUM

Page Eight

the IRS must often act quickly to assess the changes and determine the necessary actions to ensure all legislated requirements are satisfied. In addition, the IRS must often create new or revise existing tax forms, instructions, and publications; revise internal operating procedures; and reprogram major computer systems used for processing tax returns. Pertinent examples of major tax law changes that contribute to this management and performance challenge are provided below.

Health Care

The recently enacted health care reform statute known as the Affordable Care Act contains an extensive array of tax law changes that will present a continuing source of challenges for the IRS in the coming years. While the Department of Health and Human Services will have the lead role in the policy provisions of the Affordable Care Act, the IRS will administer the law's numerous tax provisions. The IRS estimates that at least 42 provisions will either add to or amend the tax code and at least eight will require the IRS to build new processes that do not exist within the current tax administration system. Examples of new IRS responsibilities resulting from this law include:

- Providing tax credits to businesses and individuals to assist in covering the cost of health coverage;
- Administering the mandate for individuals to purchase health coverage or be subject to a penalty on their individual Federal tax returns; and
- Administering multiple tax provisions designed to raise revenues to offset the cost of health care reform.

For Fiscal Years 2011 and 2012, TIGTA identified a critical need to initiate 16 audits related to the Affordable Care Act to oversee the implementation of such significant provisions as:

- Small Business Health Care Tax Credit;
- Qualified Therapeutic Discovery Project Credit;
- Annual Fees Assessed on Branded Prescription Pharmaceutical Manufacturers and Importers;
- Expansion of the Adoption Credit;
- Indoor Tanning Excise Tax;
- Tax-Exempt Hospital Provisions; and
- Reporting Requirements Included in the Affordable Care Act.

TIGTA's audit results to date illustrate the significant need for continued oversight of the IRS's administration of many of these tax-related provisions. For example, taxpayers erroneously received millions in Adoption Credits; the IRS did not require sufficient information to determine if taxpayers claiming Small Business Health Care Tax Credits filed required employment taxes when these taxpayers entered into a contractual relationship with professional employment organizations to manage

IRS MANAGEMENT CHALLENGES MEMORANDUM

Page Nine

human resources; and the IRS did not take adequate steps to ensure taxpayers potentially liable for the indoor tanning excise tax were aware of the new law, particularly after the number of taxpayers filing tax returns reporting the excise tax for tanning services was much lower than expected.

A provision in this law increased the Adoption Credit from \$12,150 to \$13,170 and made the tax credit refundable.¹⁵ Although the IRS requires taxpayers to attach documentation to their tax returns supporting Adoption Credit claims, it does not have math error authority to deny the credits if documentation is not provided. As a result, tax returns without required documentation must be sent to the Examination function, increasing costs for the IRS and burden for the taxpayer. As of April 30, 2011, of the 72,330 Adoption Credit claims received, 41,591 (58 percent) either had no required documentation or the documentation was invalid or insufficient. Furthermore, as of April 30, 2011, 736 taxpayers had erroneously received more than \$4 million in Adoption Credits.

American Recovery and Reinvestment Act

The *American Recovery and Reinvestment Act of 2009* (Recovery Act)¹⁶ was enacted on February 17, 2009. The Recovery Act presented significant challenges to all Federal agencies to implement provisions quickly while attempting to minimize risk and meet increased standards for transparency and accountability. With its 56 tax provisions (20 related to individual taxpayers and 36 related to business taxpayers), the Recovery Act poses significant challenges to the IRS. TIGTA has issued numerous reports related to the IRS's efforts to implement Recovery Act tax provisions. Some examples include:

- A review of the Plug-in Electric and Alternative Motor Vehicle Credit identified 12,920 individuals who erroneously claimed \$33 million in plug-in electric and alternative motor vehicle credits on electronically filed (e-filed) tax returns. Furthermore, 1,719 of the 12,920 individuals erroneously reduced the amount of the Alternative Minimum Tax owed by almost \$5.3 million.¹⁷
- A review of the Residential Energy Credit identified that the IRS cannot verify whether individuals claiming Residential Energy Credits were entitled to them at the time their tax returns are processed. The IRS does not require individuals to provide any third-party documentation to verify eligibility.¹⁸
- A review of the IRS's compliance with requirements over procurements funded by the Recovery Act determined that the IRS did not always comply

¹⁵ A refundable tax credit is a tax credit that is treated as a payment and can be refunded to the taxpayer. Refundable credits can create a Federal tax refund that is larger than the amount a person actually paid in taxes during the year.

¹⁶ Pub. L. No. 111-5, 123 Stat. 115.

¹⁷ TIGTA, Ref. No. 2011-41-011, *Individuals Received Millions of Dollars in Erroneous Plug-in Electric and Alternative Motor Vehicle Credits* (2011).

¹⁸ TIGTA, Ref. No. 2011-41-038, *Processes Were Not Established to Verify Eligibility for Residential Energy Credits* (2011).

IRS MANAGEMENT CHALLENGES MEMORANDUM

Page Ten

with the Recovery Act and its implementing guidance in planning and awarding those procurements.¹⁹

- A review of the IRS's use of compliance check questionnaires regarding Build America Bonds found that the questionnaires issued by the Tax Exempt Bonds office were appropriate for identifying indications of a high risk of potential noncompliance for Build America Bonds. However, the office did not have formal written procedures for developing and conducting compliance checks that would aid in the development of compliance check programs and provide added assurance the IRS does not exceed its authority when executing such programs.²⁰

TIGTA continues to support the Recovery Accountability and Transparency Board (Recovery Board) in fulfilling its responsibilities for providing transparency for Recovery Act-related funds and for preventing and detecting fraud, waste, and mismanagement. We also continue to evaluate the IRS's compliance with Recovery Act and Office of Management and Budget guidance. Additionally, we have evaluated multiple Recovery Board leads that contain allegations of misuse of Recovery Act funds.

Other Tax Law Changes

Along with the usual required updates²¹ for the 2011 Filing Season, the late passage of the *Tax Relief, Unemployment Insurance Reauthorization, and Job Creation Act of 2010* (enacted December 17, 2010)²² resulted in a need for the IRS to reprogram its computer systems to accommodate provisions extended by this law. As a result, taxpayers who claimed one or more of the three affected deductions or who itemized deductions were unable to file their tax returns until February 14, 2011. The IRS reported it had Electronic Return Originators hold approximately 6.5 million e-filed tax returns for transmission until February 14, 2011, and as of February 11, 2011, the IRS itself had received and held for processing approximately 100,000 paper tax returns.

In addition, more than 1.5 million taxpayers who purchased a home between April 9 and December 31, 2008, and claimed the First-Time Homebuyer Credit (Homebuyer Credit) were required to begin repaying the credit on their Tax Year 2010 tax return. The credit is intended to be repaid over 15 years, in equal annual installments. However, the IRS experienced difficulties in implementing the repayment process. As of April 30, 2011, we identified 26,649 taxpayers for whom the Homebuyer Credit was inaccurately processed, which resulted in the IRS not assessing more than \$5.8 million in repayment amounts owed but not paid and erroneously assessing \$675,063 as a repayment amount in excess of what was owed by the taxpayer.

¹⁹ TIGTA, Ref. No. 2011-11-132, *Procurements Were Not Processed in Compliance With the American Recovery and Reinvestment Act of 2009* (2011).

²⁰ TIGTA, Ref. No. 2011-11-053, *The Direct Pay Build America Bond Compliance Check Program Has Yet to Result in Wide-Scale Examinations* (2011).

²¹ Each year, tax products must be updated to reflect current tax rates, exemption amounts, and cost of living adjustments as shown in Revenue Procedures.

²² Pub. L. No. 111-312, 124 Stat. 3296.

IRS MANAGEMENT CHALLENGES MEMORANDUM

Page Eleven

These difficulties resulted in inaccurate processing of repayments and significant delays in providing refunds to taxpayers with repayment requirements.

FRAUDULENT CLAIMS AND IMPROPER PAYMENTS

The *Improper Payments Information Act of 2002*²³ defines an improper payment as any payment that should not have been made or that was made in an incorrect amount (both overpayments and underpayments) under statutory, contractual, administrative, or

other legally applicable requirements. Improper payments include any payment to an ineligible recipient or for an ineligible service, any duplicate payment, any payment for services not received, and any payment that does not account for credit for applicable discounts. The Administration has emphasized the importance of reducing improper payments, and on November 20, 2009, the President signed Executive Order 13520,²⁴ which included a strategy to reduce improper payments by increasing transparency, holding agencies accountable, and creating strong incentives for compliance. In addition, the *Improper Payments Elimination and Recovery Act of 2010*²⁵ placed additional requirements on Federal agencies to reduce improper payments. Erroneous and improper payments issued by the IRS generally involve improperly paid refunds, tax return filing fraud, or improper payments to vendors or contractors.

Refundable Credits

The IRS administers numerous refundable tax credits. These refundable credits allow individual taxpayers to reduce their tax liability to below zero and thus receive a tax refund even if no income tax was withheld or paid. Two significant refundable credits are the Earned Income Tax Credit (EITC) and the Additional Child Tax Credit. The Recovery Act also authorized several temporary refundable credits, examples of which include the Homebuyer Credit and the American Opportunity Tax Credit.

Our reviews have shown the need for appropriate controls to be established before refundable credits are issued. This includes requiring documentation to substantiate claims, implementing filters timely to identify erroneous claims, and entering key information into IRS computers so that it can be used to verify eligibility.²⁶

The EITC remains the largest refundable credit, based on the total claims paid, and it continues to be vulnerable to a high rate of noncompliance, including incorrect or erroneous claims caused by taxpayer error or resulting from fraud. We recently assessed the IRS's efforts to implement Executive Order 13520, which requires the IRS to intensify its efforts and set targets to reduce EITC improper payments. It also requires the IRS to provide TIGTA with its plans and supporting analysis for meeting those targets. The IRS's report to TIGTA did not include any quantifiable targets to reduce EITC improper payments. Without targets to reduce EITC improper

²³ Pub. L. No. 107-300, 116 Stat. 2350.

²⁴ Executive Order No. 13,520, 74 Fed. Reg. 62201 (Nov. 25, 2009), *Reducing Improper Payments and Eliminating Waste in Federal Programs*.

²⁵ Pub. L. No. 111-204, 124 Stat. 2224.

²⁶ TIGTA, Ref. No.2011-41-035, *Administration of the First-Time Homebuyer Credit Indicates a Need for Improved Controls Over Refundable Credits* (2011).

IRS MANAGEMENT CHALLENGES MEMORANDUM

Page Twelve

payments as required by the Executive Order, there is a lack of accountability for eliminating payment error, waste, fraud, and abuse.²⁷ As such, the risk remains high that the IRS will continue to pay billions of dollars in EITC improper payments annually. The IRS continues to report that 23 to 28 percent of EITC payments are issued improperly each year. In Fiscal Year 2009, this equated to \$11 to \$13 billion in EITC improper payments.

The Additional Child Tax Credit is the second largest refundable credit available to individuals. Refunds for the credit processed in Fiscal Year 2010 totaled \$28.3 billion, and we have reported that the IRS paid \$4.2 billion for this credit in Processing Year 2010 to individuals who were not authorized to work in the United States. Furthermore, the Examination function does not effectively and efficiently work Additional Child Tax Credit cases of those individuals filing with an Individual Taxpayer Identification Number. We have recommended that the IRS work with the Department of the Treasury to seek clarification in the law as to whether this and other refundable credits may be paid to individuals who are not authorized to work in the United States.

The Recovery Act amended the Hope Scholarship Credit to provide for a refundable tax credit called the American Opportunity Tax Credit to help taxpayers offset the costs of higher education. TIGTA identified 2.1 million taxpayers who appear to have received \$3.2 billion in erroneous education credits. This includes 1.7 million taxpayers who received \$2.6 billion in education credits for students for whom there was no supporting documentation in IRS files establishing that they attended an educational institution. This is further indication that the IRS needs to have processes in place to verify eligibility for refundable credits at the time a tax return is processed.

Contract and Other Payments

Federal contract spending has nearly doubled since 2002. In Fiscal Year 2010, the Federal Government spent approximately \$538 billion to acquire goods and services. Similarly, contract spending by the IRS represents a significant outlay of funds. As of May 2011, the IRS administered more than 1,000 procurements, including 807 contracts of varying types and 201 Blanket Purchase Agreements and Interagency Contracts and Agreements. These 1,008 active contracts have a reported systems life value of approximately \$39.2 billion. Numerous past TIGTA investigations and audits have identified millions of dollars in questioned costs and several instances of contractor fraud.

During Fiscal Years 2010 and 2011, court-ordered civil settlements directed \$156 million and \$113 million, respectively, to be paid back to the U.S. Treasury as a result of TIGTA criminal investigative efforts. During these investigations, two recurring trends emerged. Contracting Officer's Technical Representatives were frequently overwhelmed by their workloads, and current business practices have not enhanced the IRS's ability to identify anomalies warranting additional review.

²⁷ TIGTA, Ref. No. 2011-40-023, *Reduction Targets and Strategies Have Not Been Established to Reduce the Billions of Dollars in Improper Earned Income Tax Credit Payments Each Year* (2011).

IRS MANAGEMENT CHALLENGES MEMORANDUM

Page Thirteen

Further, in a recent review of the IRS Purchase Card Program, TIGTA determined that, while some purchase card controls were working as intended, overall management controls were inadequate to ensure the appropriate use of IRS purchase cards. TIGTA found violations of applicable laws and regulations that included purchases made without necessary approvals and verification of funding, purchases that were potentially split into two or more transactions to circumvent micro-purchase limits, and purchases made from improper sources.²⁸

PROVIDING QUALITY TAXPAYER SERVICE OPERATIONS

The Department of the Treasury and the IRS recognize that the delivery of effective taxpayer service has a significant impact on voluntary tax compliance. Answering taxpayers' questions to assist them in correctly preparing their returns reduces the need to send notices and correspondence when taxpayers make errors. Taxpayer service also reduces unintentional noncompliance and shrinks the need for future collection activity. The IRS continues to focus on the importance of improving service by emphasizing it as a main goal in its strategic plan, including seeking innovative ways to simplify or eliminate processes that unnecessarily burden taxpayers or Federal Government resources.

In a review of the taxpayer experience during the 2011 Filing Season,²⁹ the overall experiences of TIGTA auditors who posed as taxpayers to obtain answers to tax law questions from the toll-free telephone assistance lines, IRS.gov, and Taxpayer Assistance Centers were generally positive. However, taxpayers were experiencing long wait times at Taxpayer Assistance Centers and on telephones. At Taxpayer Assistance Centers, our auditors waited an average of one hour to receive assistance and, in some cases, were turned away and told to return another day to obtain services. In addition, Taxpayer Assistance Centers do not always allow qualified taxpayers to schedule appointments and do not consistently apply new taxpayer screening guidelines and procedures.

Our recent review of the Taxpayer Advocate Service's process for selecting systems advocacy projects³⁰ determined it can improve the process used for identifying these projects. Specifically, we found that Taxpayer Advocate Service management primarily relies on IRS employees and external stakeholders to submit issues for consideration as potential projects. However, we found that Taxpayer Advocate Service could improve the research it performed during the screening process to better identify systemic problems affecting multiple taxpayers. Such improvements will assist management in identifying and resolving broad-based taxpayer problems, thereby preventing or reducing similar problems in the future.

²⁸ TIGTA, Ref. No. 2011-10-075, *Controls Over the Purchase Card Program Were Not Effective in Ensuring Appropriate Use* (2011).

²⁹ TIGTA, Ref. No. 2011-40-070, *The Internal Revenue Service Provides Helpful and Accurate Tax Law Assistance, but Taxpayers Experience Lengthy Wait Times to Speak With Assistors* (2011).

³⁰ TIGTA, Ref. No. 2011-10-062, *The Identification and Evaluation of Systemic Advocacy Projects Designed to Resolve Broad-Based Taxpayer Problems Can Be Improved* (2011).

IRS MANAGEMENT CHALLENGES MEMORANDUM

Page Fourteen

HUMAN CAPITAL

Human capital is the Federal Government's most critical asset. At a time when the Federal Government is preparing for increased retirements and taking on such new challenges as the implementation of health care reform, the recruitment of new employees and retention of existing employees is critical to ensuring the maintenance of a quality workforce capable of meeting the needs of the American public. Like many Federal agencies, the IRS is faced with the major challenge of replacing existing talent because of a large number of retirements expected over the next several years. This challenge is especially evident in the IRS's leadership ranks, where about one-third of all executives and almost 20 percent of managers are already retirement eligible. Within five years, nearly 70 percent of all IRS executives and almost 50 percent of managers are projected to be eligible for retirement.

The IRS's challenge of having the right people in the right place at the right time is made more difficult by many complex internal and external factors. The work performed by IRS employees continually requires greater expertise as tax laws become more complex, manual systems used to support tax administration become computer-based, and attempts by taxpayers and tax practitioners to evade compliance with the tax laws become more sophisticated. The IRS must also compete with other Federal, State, and local governmental agencies and the private sector for the same human resources, an effort that becomes more complicated as younger generations of employees move between jobs more frequently than employees in the past. Furthermore, budget constraints, legislative changes, and economic shifts can create unforeseen challenges for the IRS in addressing its long-term human capital issues.

The IRS is improving in its human capital management practices and has developed a comprehensive agency-wide recruitment strategy. However, there is still much work left to be done. For example, we recently determined that the IRS, like other Government agencies, was struggling to accomplish the basic tasks in acquisition workforce planning, including identifying its acquisition workforce, determining the number of acquisition workforce personnel it needs to accomplish its mission, and determining the skills its employees have compared to the skills it requires. If the IRS does not take action to improve its acquisition workforce planning, it: (1) may not be able to easily determine whether its acquisition workforce has enough people with the right skills to perform acquisition duties, (2) may be understaffed to handle the anticipated acquisition workload, and (3) may not have all the prerequisite skills to oversee procurements.³¹

The IRS also faces challenges to maintain the number of Revenue Officers needed, due to attrition and an increasing inventory. The IRS's Revenue Officer hiring initiative added 1,515 new Revenue Officers throughout the country between June 2009 and February 2010. The methodology to assign these new employees was effective in placing them in the Collection areas with the greatest need. However, even though 1,515 Revenue Officers were hired over a nine-month period, the net increase was only 580 Revenue Officers. The IRS has also projected that planned hiring for Fiscal

³¹ TIGTA, Ref. No. 2011-10-072, *Additional Actions and Data Are Needed to Further Analyze the Size and Skills of the Acquisition Workforce* (2011).

IRS MANAGEMENT CHALLENGES MEMORANDUM

Page Fifteen

Years 2011 and 2012 will barely cover attrition losses. Meanwhile, the percentage of delinquent accounts closed has steadily decreased because of increasing inventory.

GLOBALIZATION

The scope, complexity, and magnitude of the international financial system present significant enforcement challenges for the IRS. International business holdings and investment in the United States have grown from nearly \$188 billion in 1976 to over \$14.5 trillion in 2007, while U.S. business and investment grew from nearly \$368 billion to nearly \$15 trillion over the same period. As technology continues to advance and cross-border transactions rise, the IRS is increasingly challenged by economic globalization. Technological advances have provided opportunities for offshore investments that were once only possible for large corporations and wealthy individuals.

The number of taxpayers that conduct international business transactions, including individuals, businesses, and tax-exempt organizations, continues to grow. The IRS is still challenged by a lack of information reporting on many cross-border transactions. In addition, the varying legal requirements imposed by different jurisdictions result in complex business structures that make it difficult to determine the full scope and effect of cross-border transactions.

Over the past few years, the Federal Government has taken actions to better coordinate international tax compliance issues. The IRS has developed a strategic plan specifically for international tax issues with two major goals: (1) enforce the law to ensure all taxpayers meet their obligation to pay taxes, and (2) improve service to make voluntary compliance less burdensome. The IRS continues to realign and expand its international efforts under its Large Business and International Division. The IRS expects that these efforts will improve international tax compliance by allowing it to focus on high-risk issues and cases with greater consistency and efficiency.

The IRS continues to work with the U.S. Department of Justice on tax evasion cases involving foreign countries with bank secrecy laws that prevent the United States from obtaining information on taxpayer transactions. In addition, the 2009 and 2011 Offshore Voluntary Disclosure Initiatives have encouraged taxpayers with hidden offshore assets and income to come back into the tax system using the IRS's Voluntary Disclosure Program. The Initiatives offer a uniform penalty structure for taxpayers who voluntarily disclose their hidden offshore assets and income to the IRS and, in return, ensure that the taxpayers receive consistent tax and penalty treatment. They also provide the opportunity to calculate, with a reasonable degree of certainty, the total cost of resolving all outstanding offshore tax issues related to the undisclosed foreign bank and financial accounts and assets. Taxpayers with undisclosed foreign accounts and assets who do not submit a voluntary disclosure run the risk of detection by the IRS. If caught, these taxpayers face the imposition of substantial penalties, including the fraud and foreign information return penalties, as well as an increased risk of criminal prosecution.

In addition, one of the biggest challenges currently facing the IRS is the implementation of the *Foreign Account Tax Compliance Act (FATCA)*.³² As capital markets become

³² Pub. L. No. 111-147, 124 Stat. 71 (2010) (codified in scattered sections of 26 U.S.C.).

IRS MANAGEMENT CHALLENGES MEMORANDUM

Page Sixteen

increasingly globalized, U.S. investors may be able to benefit from a corresponding increase in international investment opportunities. The FATCA was enacted to combat tax evasion by U.S. persons holding investments in offshore accounts. Under this Act, a U.S. taxpayer with financial assets outside the United States will be required to report those assets to the IRS. In addition, foreign financial institutions will be required to report to the IRS certain information about financial accounts held by U.S. taxpayers or by foreign entities in which U.S. taxpayers hold a substantial ownership interest.

Foreign financial institutions that do not enter into an agreement to report this information to the IRS will be subject to withholding on certain types of payments, including U.S. source interest and dividends, gross proceeds from the disposition of U.S. securities, and pass-through payments. To avoid being withheld upon, foreign financial institutions will have to enter into an agreement with the IRS to:

- Identify U.S. accounts;
- Report certain information to the IRS regarding U.S. accounts; and
- Withhold a 30-percent tax on certain payments to nonparticipating foreign financial institutions and account holders who are unwilling to provide the required information.

According to the IRS Commissioner, "FATCA is an important development in U.S. efforts to combat offshore noncompliance. At the same time, the IRS recognizes that implementing FATCA is a major undertaking for financial institutions."³³ Based on the initial feedback from foreign financial institutions as well as foreign governments, the IRS will continue to face significant opposition from abroad in implementation of this Act.

TAXPAYER PROTECTION AND RIGHTS

The IRS must ensure that tax compliance activities are balanced against the rights of taxpayers to receive fair and equitable treatment. The IRS continues to dedicate significant resources and attention to implementing the taxpayer rights provisions of the *IRS Restructuring and Reform Act of 1998* (RRA 98).³⁴ Annual audit reports are mandated for the following taxpayer rights provisions:

- Notice of Levy;
- Restrictions on the Use of Enforcement Statistics to Evaluate Employees;
- *Fair Debt Collection Practices Act*³⁵ Violations;
- Notice of Lien;
- Seizures;
- Illegal Protestor Designations;

³³ IRS News Release IR-2011-76, *Treasury and IRS Issue Guidance Outlining Phased Implementation of FATCA Beginning in 2013* (July 14, 2011).

³⁴ Pub. L. No. 105-206, 112 Stat. 685 (codified as amended in scattered sections of 2 U.S.C., 5 U.S.C. app., 16 U.S.C., 19 U.S.C., 22 U.S.C., 23 U.S.C., 26 U.S.C., 31 U.S.C., 38 U.S.C., and 49 U.S.C.).

³⁵ 15 U.S.C. §§ 1601 note, 1692-1692o (2006).

IRS MANAGEMENT CHALLENGES MEMORANDUM

Page Seventeen

- Assessment Statute of Limitations;
- Collection Due Process Appeals;
- Denial of Requests for Information;
- Restrictions on Directly Contacting Taxpayers Instead of Authorized Representatives; and
- Separated or Divorced Joint Filer Requests.

In general, the IRS has improved its compliance with these statutory taxpayer rights provisions. The IRS has shown improvement over prior years when documenting that taxpayers were informed of their rights. However, the IRS did not fully comply with requirements concerning the use of records of tax enforcement results to evaluate employees³⁶ and did not always follow procedures for mailing notices to taxpayers or their representatives in Federal tax lien cases.³⁷ IRS management information systems do not track all cases that require mandatory annual audit coverage.³⁸ Thus, neither TIGTA nor the IRS could evaluate the IRS's compliance with certain RRA 98 provisions.

In addition, identity theft remains the single largest type of complaint submitted to the Federal Trade Commission's Consumer Sentinel Network. The Federal Trade Commission estimates that as many as 9 million Americans have their identities stolen each year. Identity theft affects the IRS and tax administration in two ways – fraudulent tax returns and misreporting of income. Both can potentially harm taxpayers who are the victims of the identity theft. The IRS is seeing a significant growth in identity theft cases. At a recent hearing³⁹ of the House Oversight and Government Reform Subcommittee on Government Organization, Efficiency, and Financial Management, identity theft victims testified that other individuals had filed fraudulent tax returns using their identities. The victims stated that the IRS withheld their tax refunds, sometimes more than once, and further stated that they had been treated unprofessionally by numerous IRS employees while they tried to resolve their problems.

ACHIEVING PROGRAM EFFICIENCIES AND COST SAVINGS

Given the current economic environment and the increased focus by the Administration, Congress, and the American people on Federal Government accountability and efficient use of resources, the American people must be able to trust that their Government is taking action to stop wasteful practices and ensure that every tax dollar is spent wisely. On June 13, 2011, President Obama signed an Executive Order⁴⁰ to cut waste,

³⁶ TIGTA, Ref. No. 2010-30-076, *Fiscal Year 2010 Statutory Audit of Compliance With Legal Guidelines Restricting the Use of Records of Tax Enforcement Results* (2010).

³⁷ TIGTA, Ref. No. 2010-30-072, *Actions Are Needed to Protect Taxpayers' Rights During the Lien Due Process* (2010).

³⁸ TIGTA, Ref. No. 2010-30-026, *Fiscal Year 2010 Statutory Review of Disclosure of Collection Activity With Respect to Joint Returns* (2010) and TIGTA, Ref. No. 2010-30-060, *Fiscal Year 2010 Statutory Review of Restrictions on Directly Contacting Taxpayers* (2010).

³⁹ *IRS E-File and Identity Theft, Hearing Before the House Oversight and Government Reform Subcommittee on Government Organization, Efficiency, and Financial Management*, 112th Cong. (2011).

⁴⁰ Executive Order No. 13,576, 76 Fed. Reg. 35297 (June 16, 2011), *Delivering an Efficient, Effective, and Accountable Government*.

IRS MANAGEMENT CHALLENGES MEMORANDUM

Page Eighteen

streamline Government operations, and reinforce the performance and management reform gains achieved by his Administration. In addition, the Government Accountability Office is now statutorily required to identify and report to the Congress those Federal programs, agencies, offices, and initiatives, either within departments or Government-wide, that have duplicative goals or activities.

While the IRS has made progress in using its data to improve program effectiveness and reduce costs, this area continues to be a major challenge. In a recent audit,⁴¹ we reviewed the IRS's \$88 million contract with a private vendor to provide support-service functions, including storage and management, throughout IRS facilities. We determined that the IRS should take additional steps to ensure support services are managed in a more cost-effective manner. Specifically, the IRS should evaluate whether it is cost effective to continue to move into storage rather than dispose of furniture and equipment that has not been clearly determined to be of future usefulness. As a result, the IRS may be paying more for its support services than is necessary.

The IRS is reducing publishing and mail costs, but recent reductions have resulted from budget cuts and were not part of a long-term strategy. In response to the cost savings proposed in the Fiscal Year 2011 budget request, the IRS formed task forces to identify ways to achieve cost savings.⁴² A task force proposed 25 actions to reduce publishing and mail costs and lay the foundation for long-term implementation of cost reductions for Fiscal Year 2011 and beyond. However, the task force proposal did not include documentation to show the methodology used to make the proposals, the method used to calculate or validate its estimates, or the manner in which the IRS will measure the results or the cost savings of the proposals. As the IRS moves forward with the proposed cost savings or pursues other methods of saving publishing and mail costs, it needs to implement sufficient controls and procedures to ensure the methodology for the decisions are documented and that the data used are accurate and complete.

In a prior audit,⁴³ we reviewed the IRS's methodology to reasonably and accurately calculate the cost of Unemployment Trust Fund administrative expenses. This fund was established to provide a portion of extended unemployment benefits during periods of high unemployment. The IRS is reimbursed the costs of collecting and processing the taxes that are deposited to the fund. However, we determined that there were insufficient controls to ensure that expenses associated with the administration of the Unemployment Trust Fund are accurately calculated. Specifically, we found that the IRS overestimated the related expenses by \$63 million during Fiscal Years 2005 through 2009. As a result, these funds were not available during this period to fund the Federal Government's share of unemployment benefit payments to eligible taxpayers.

⁴¹ TIGTA, Ref. No. 2011-10-086, *Controls Over Costs and Building Security Related to Outsourced Office Support Services Need to Be Improved* (2011).

⁴² TIGTA, Ref. No. 2011-40-025, *Publishing and Mail Costs Need to Be More Effectively Managed to Reduce Future Cost* (2011).

⁴³ TIGTA, Ref. No. 2010-10-039, *Internal Accounting Errors Reduced the Federal Funding Available for Unemployment Benefits by \$63 Million During Fiscal Years 2005 Through 2009* (2010).

IRS MANAGEMENT CHALLENGES MEMORANDUM

Page Nineteen

CONCLUSION

This correspondence is provided as our annual summary of the most serious major management and performance challenges confronting the IRS in Fiscal Year 2012. TIGTA's [Fiscal Year 2012 Annual Audit Plan](#) contains our proposed reviews, which are organized by these challenges. If you have questions or wish to discuss our views on the challenges in greater detail, please contact me at (202) 622-6500.

cc: Deputy Secretary
Assistant Secretary for Management and Chief Financial Officer
Commissioner of Internal Revenue

**MANAGEMENT’S RESPONSE TO THE
MANAGEMENT AND PERFORMANCE CHALLENGES IDENTIFIED BY THE
TREASURY INSPECTOR GENERAL
AND
TREASURY INSPECTOR GENERAL FOR TAX ADMINISTRATION**

In their memoranda dated October 24 and 14, 2011, the Treasury Inspector General (IG) and Treasury Inspector General for Tax Administration (TIGTA), respectively, identified the major challenges facing management. The Department of the Treasury concurs with the IG and TIGTA on these challenges. These challenges do not necessarily indicate deficiencies in performance; rather, some represent inherent risks that must be monitored continuously. Moving forward, Treasury will continue to address these issues proactively. The following tables summarize the major management and performance challenges facing the Department of Treasury, and provide information on the actions taken by Treasury in fiscal year 2011 and planned for fiscal year 2012 and beyond.



Timothy F. Geithner
Secretary of the Treasury
November 15, 2011

RESPONSE TO OIG

OIG CHALLENGE NO. 1	SUMMARY OF MAJOR ISSUES
Transformation of Financial Regulation	<ul style="list-style-type: none"> • Implement and enforce the provisions of the Dodd-Frank Act and other federal consumer financial laws consistently • Identify risks to financial stability that could arise from the activities of large, interconnected financial companies; respond to emerging threats to the financial system; and promote market discipline • Assess and report on systemic risks • Monitor the insurance industry • Streamline and improve supervision of depository institutions and holding companies
<p>Financial Stability Oversight Council (FSOC) <i>Fiscal Year 2011 Accomplishments</i></p> <ul style="list-style-type: none"> • Held nine meetings of the FSOC to discuss and analyze emerging market developments and financial regulatory issues • Initiated monitoring for potential risks to U.S. financial stability, with a focus on significant financial market developments and structural issues within the financial system • Issued an advance notice of proposed rulemaking and notice of proposed rulemaking on determination of nonbank financial companies for consolidated supervision by the Federal Reserve and enhanced prudential standards • Issued a final rule on the designation of financial market utilities that will be subject to enhanced prudential standards and supervisory requirements • Published the following studies and reports on: <ul style="list-style-type: none"> ○ Comprehensive view of financial market developments and potential threats to the financial system ○ Implementation of the Volcker Rule, which generally prohibits banking entities from engaging in proprietary trading and limits their investments in or sponsorship of hedge funds and private equity funds ○ Financial sector concentration limits established by the Dodd-Frank Act ○ Secured creditor haircuts, which evaluated the importance of maximizing U.S. taxpayer protections and promotion of market discipline for the treatment of fully secured creditors in the utilization of the orderly liquidation authority 	

- Risk-retention requirements for asset-backed securities that will promote safe and efficient lending
- Economic impact of possible financial services regulatory limitations intended to reduce systemic risk
- Continued to build out the FSOC's institutional framework, adopting rules of operation, releasing proposed regulations implementing FOIA obligations, adopting a transparency policy, and passing a budget for FSOC operations

Actions Planned or Underway

- Coordinate with FSOC member agencies to consult with the Federal Reserve on developing rules for establishing enhanced prudential standards
- Publish a final rule on the determination of nonbank financial companies for supervision by the Federal Reserve and begin identification of specific nonbank financial companies
- Coordinate issuance of final regulations implementing the Volcker Rule with member agencies and on credit risk retention for asset-backed securities with member agencies

Office of Financial Research (OFR)

Fiscal Year 2011 Accomplishments

- Gathered input from regulators, private stakeholders, and eminent researchers on the OFR's functions and strategic priorities
- Began delivery of data and research-related services to the FSOC and its committees, which included contracting with leading outside researchers and initiation of support for the FSOC Data Committee
- Worked with policymakers, regulators, and the private sector to allow for a mutually agreeable and effective global Legal Entity Identifier (LEI) solution which will fill a critical gap in financial sector data
- Initiated development of a comprehensive catalogue of existing financial and economic datasets among FSOC members
- Developed initial organizational structure, hiring procedures, and pay structures; recruited OFR leadership; and began to plan and design a target information technology architecture linked to achieving OFR's strategic priorities

Actions Planned or Underway

- Implement a comprehensive strategic framework to support the evolving needs for the OFR (including governance and procedures, program management and business systems, strategic budgeting, and performance measurement)
- Expand core analytic outputs for the FSOC and broader stakeholders, hold the first OFR-sponsored conference, and promote the continued build-up of a virtual community of researchers and academics on financial stability
- Implement the LEI solution to fill a critical gap in financial sector data and follow-up with the build of a robust data management solution for the FSOC and its members that avoids duplication and unnecessary burden
- Accelerate hiring across the full range of functions and further elaborate the human resource framework to serve the needs of the growing organization

Federal Insurance Office (FIO)

Fiscal Year 2011 Accomplishments

- Completed an inventory of insurance-related skill sets and expertise within all federal agencies with the objective of avoiding duplication of personnel
- Continued to gather input on FIO's functions, authorities, and strategic priorities

Actions Planned or Underway

- Further develop data collection and analyses processes with OFR
- Generate the studies and reports required by the Dodd-Frank Act

Office of the Comptroller of the Currency (OCC)

Fiscal Year 2011 Accomplishments

- Completed the transfer and integration of Office of Thrift Supervision (OTS) employees and brought federal savings associations under OCC supervision, creating a single regulator for national banks and federal thrifts
- Conducted 17 outreach sessions nationwide to over 1,000 thrift executives and issued several communications to thrift directors and executives

- Republished OCC rules to incorporate those OTS regulations that the OCC has authority to administer and enforce going forward
- Assisted in the development of the CFPB’s procurement and personnel management processes and executed a memorandum of understanding to ensure the new agency has the supervisory and other confidential information it needs about the banks and thrifts it will supervise
- Continued to operate the Customer Assistance Group which handles consumer complaints about large banks now under CFPB supervision while the CFPB builds its own capacity to handle consumer complaints
- Participated in the interagency effort to establish the FSOC and in FSOC principal-level and deputy-level discussions

Actions Planned or Underway

- Continue to conduct on-site supervisory assessments of national banks and federal savings associations, focusing on the quality of credit risk management practices (including effective credit risk rating systems and problem loan identification), adequacy of loan-loss reserves, and effective loan work-out strategies
- Continue to perform individual bank examinations on a variety of other activities aimed at identifying and responding to systemic trends and emerging risks that could adversely affect asset quality or the availability of credit at national banks and the banking system, and fair access to financial services
- Work closely within Treasury and with other federal financial regulatory agencies to implement the Dodd-Frank Act reforms and to monitor and respond to any residual threats to a robust economic recovery of the U.S. financial system

OIG CHALLENGE NO. 2	SUMMARY OF MAJOR ISSUES
<p>Management of Treasury’s Authorities Intended to Support and Improve the Economy</p>	<ul style="list-style-type: none"> • Protect the taxpayer from unnecessary risk associated with the implementation and administration of programs intended to support and improve the economy, including the provisions of the: <ul style="list-style-type: none"> - <i>Small Business Jobs Act of 2010</i> - <i>American Recovery and Reinvestment Act of 2009</i> - <i>Housing and Economic Recovery Act of 2008</i> - <i>Emergency Economic Stabilization Act of 2008</i>
<p>Small Business Lending Fund (SBLF)</p> <p><i>Fiscal Year 2011 Accomplishments</i></p> <ul style="list-style-type: none"> • Reviewed and evaluated 932 applications from community banks and loan funds in accordance with the terms and timetable of the Small Business Jobs Act of 2010 • Invested in approximately 300 community banks and loan funds for approximately \$4.0 billion in funds intended to increase qualified small business lending across the country <p><i>Actions Planned or Underway</i></p> <ul style="list-style-type: none"> • Implement an asset management and compliance monitoring program to ensure the institutions participating in SBLF comply with the terms of the program and Treasury’s investment is well-managed <p>State Small Business Credit Initiative (SSBCI)</p> <p><i>Fiscal Year 2011 Accomplishments</i></p> <ul style="list-style-type: none"> • Approved 35 states and D.C. for \$1.3 billion in SSBCI allocations; 30 states received their first of three disbursements of funds; conducted outreach to municipalities in the three eligible states that did not apply for SSBCI funding • Conducted outreach to states through webinars and conference calls to increase awareness of the program, and provided intensive individualized technical assistance to states <p><i>Actions Planned or Underway</i></p> <ul style="list-style-type: none"> • Take final actions on the remaining state applications no later than the first quarter of fiscal year 2012 • Develop national compliance standards for states in response to OIG recommendations • Create an on-line reporting system for states to submit quarterly and annual reports 	

Management of Recovery Act Programs

Fiscal Year 2011 Accomplishments

- Transitioned most programs from active/implementation phase to oversight and compliance monitoring phase, maintaining Treasury’s 100 percent compliance rate with recipient reporting under Section 1512 and administration of more than 50 tax code changes through tax year 2010
- Performed site visits to review 37 of the 69 Recovery Act CDFI Program and Native American CDFI Assistance Program awardees (54 percent coverage), focusing on Recovery Act reporting and compliance issues
- Managed the low income housing and specified energy property programs, including the extension of the specified energy property program by one year under Section 707 of the *Job Creation Act*, by supplementing a small core staff in Departmental Offices with support from Treasury bureaus
- Continued an interagency agreement for the energy program with the Department of Energy to assist with the technical aspects of that program
- Implemented an annual reporting process for the low income housing program to ensure projects funded under the program remain qualified

Actions Planned or Underway

- Complete site visits and desk reviews of state housing agencies to ensure compliance with the low income housing program's terms and conditions
- Continue the compliance monitoring programs related to the low-income housing and specified energy property programs
- Continue to coordinate with the IRS to implement a compliance initiative project regarding the energy program
- Continue assessment of staffing needs

Management of the Housing and Economic Recovery Act (HERA) and the Emergency Economic Stabilization Act (EESA)

Fiscal Year 2011 Accomplishments

- Focused principally on exiting remaining TARP-related investments, maximizing the return for taxpayers, and continuing to help homeowners avoid preventable foreclosures
- Made substantial progress in recovering investments made in the Automotive Industry Financing Program and American International Group

Actions Planned or Underway

- Continue to focus on exiting remaining TARP-related investments, maximizing the return for taxpayers, and continuing to help homeowners avoid preventable foreclosures

OIG CHALLENGE NO. 3	SUMMARY OF MAJOR ISSUES
<p>Anti-Money Laundering and Terrorist Financing/Bank Secrecy Act (BSA) Enforcement</p>	<ul style="list-style-type: none"> • Prevent and detect money laundering and terrorist financing • Promote U.S. and international financial systems that are safe and transparent • Create safeguards over the use of BSA information

FinCEN

Fiscal Year 2011 Accomplishments

- Subjected providers and sellers of prepaid access products to more comprehensive BSA requirements
- Clarified money services business (MSB) definitions, including ensuring that foreign-located MSBs doing business in the United States are subject to BSA requirements
- Strengthened the confidentiality of suspicious activity reports (SARs) and provided accompanying guidance to financial institutions on sharing SAR information within their organizational structure
- Issued Notice of Proposed Rulemakings to apply anti-money laundering (AML) program and suspicious activity reporting rules to non-bank residential mortgage lenders and originators
- Conducted strategic analytical studies and published reports promoting greater awareness of emerging money laundering trends and vulnerabilities which included publishing analytic products:

<ul style="list-style-type: none"> ○ Assessments of suspicious activity reporting related to identify theft by depository institutions and securities and futures firms ○ SARs-related reports on commercial real estate financing fraud, mortgage loan fraud, and loan modification fraud ● Studied suspicious activities involving title and escrow companies, prepaid access devices, remote deposit capture, and debt settlement and debt relief fraud ● Issued reports to state regulatory authorities on activities involving MSBs in addition to overall BSA filing trends within their jurisdictions ● Provided high level information on suspicious hedge fund activities and principals to the Securities and Exchange Commission ● Submitted monthly referrals to the Special Inspector General for the Troubled Asset Relief Program involving potential fraud against federal programs supporting the housing market ● Continued to work with the IRS on better risk targeting of non-bank financial institutions that the IRS examines under delegated authority from FinCEN, to better enable FinCEN to develop cases and pursue enforcement actions where warranted <p><i>Actions Planned or Underway</i></p> <ul style="list-style-type: none"> ● Promote greater leveraging of resources between the IRS and state regulatory agencies, particularly with regard to non-bank financial institution examinations, and implementation of compliance strategies for industries that have been recently subject to BSA requirements ● Continue working toward finalizing rulemaking proposals, as well as proposed and/or final regulations related to BSA requirements for government-sponsored enterprises; reporting requirements on the international transport of prepaid access products; and AML program and suspicious activity reporting rules for investment advisers ● Pursue MOUs with additional state regulators, with specific focus on state insurance regulators ● Continue to exercise enforcement authorities for violations of BSA requirements <p>OCC</p> <p><i>Fiscal Year 2011 Accomplishments</i></p> <ul style="list-style-type: none"> ● Examined national banks to combat money laundering and terrorist financing, and to protect the integrity of the U.S. financial system through banks' compliance with the BSA, AML, and USA PATRIOT Act laws and regulations, taking enforcement actions when appropriate <p><i>Actions Planned or Underway</i></p> <ul style="list-style-type: none"> ● Continue examination, enforcement activities, and cooperative efforts with FinCEN and other federal banking agencies

OIG CHALLENGE NO. 4	SUMMARY OF MAJOR ISSUES
Management of Capital Investments	Implement controls for effective use of taxpayer funds over large capital investments
<p>Evaluation of IT Investments</p> <p><i>Fiscal Year 2011 Accomplishments</i></p> <ul style="list-style-type: none"> ● Created a new investment reporting process and launched development of an IT Capital Dashboard to improve transparency and provide management with timely and accurate information <p><i>Actions Planned or Underway</i></p> <ul style="list-style-type: none"> ● Deploy first iteration of Treasury IT Capital Dashboard ● Incorporate measures on operational performance and non-major project cost and schedule into IT Capital Dashboard <p>Infrastructure Optimization/Data Center Consolidation and Shared Services</p> <p><i>Fiscal Year 2011 Accomplishments</i></p> <ul style="list-style-type: none"> ● Submitted strategy to OMB for reducing the number of Treasury data centers ● Continued to focus on data center consolidation and shared services as key strategies to better manage costs of IT investments 	

- Established a five year Telecommunications Improvement Plan concluding in September 2015, which includes milestones related to program management and governance, technology convergence, and implementation of Departmental telecommunications standards and common architecture

Actions Planned or Underway

- Implement plans to close an additional 12 data centers by 2015, and expand approach to integrate consolidation as an outcome of cloud service adoption or shared service adoption
- Establish a data management organization that integrates data sets from across Treasury to better inform management policy across the Department
- Establish Department-wide platforms for personal identity verification (PIV)-enabled authentication
- Benchmark and establish baseline performance metrics for ongoing monitoring of improvement initiatives with the Treasury-wide area network telecommunications vendor

RESPONSE TO TIGTA

TIGTA CHALLENGE NO. 1	SUMMARY OF MAJOR ISSUES
Security for Taxpayer Data and Employees	Promote measures for appropriate physical security and protection of financial, personal, and other information
<p><i>Fiscal Year 2011 Accomplishments</i></p> <ul style="list-style-type: none"> • Established the Identity Theft Assessment and Action Group to identify new protections and to improve and expand existing protections for taxpayers who have had their identities compromised outside the tax system; launched an Identity Protection Personal Identification Number (IPPIN) pilot to ensure that taxpayers subject to identity theft in the past do not encounter delays in processing their tax returns • Improved processing of taxpayer accounts impacted by identity theft by deploying additional account “markers” to (1) distinguish legitimate returns from fraudulent returns, (2) track taxpayers with identity theft-related tax problems and issues encountered by identity theft victims, and (3) prevent victims from facing the same problems every year; and protected \$1.3 billion from leaving the U.S. Treasury as a result of the improved identity theft detection • Implemented a 10-point security plan designed to strengthen physical security and incident reporting capabilities, stemming from the Austin tragedy in 2010 • Disabled over 10,000 fraudulent IRS-related scams using the IRS name or likeness to entice victims, including 9,272 phishing/malware websites (with a median takedown time of 67 minutes), 352 fax numbers, and 534 e-mail drop boxes <p><i>Actions Planned or Underway</i></p> <ul style="list-style-type: none"> • Use results from the fiscal year 2011 IPPIN pilot to improve and expand the program to additional taxpayers • Deploy the enterprise Authorization (e-Auth) project to provide a framework to register individual identities and validate credentials for electronic access to IRS systems and applications 	

TIGTA CHALLENGE NO. 2 (tied)	SUMMARY OF MAJOR ISSUES
Tax Compliance Initiatives	Improve compliance and fairness in the application of the tax laws
<p>Businesses and Individuals</p> <p><i>Fiscal Year 2011 Accomplishments</i></p> <ul style="list-style-type: none"> • Completed testing an enhanced Automated Underreporter (AUR) case identification and selection analytics tool to be used in selection of tax year 2010 returns • Continued testing soft notices as alternatives to conducting examinations, issuing 27,000 AUR soft notices • Continued testing the effects of education, compliance notices, and telephone contacts on the accuracy of returns prepared for Earned Income Tax Credit (EITC) first-time and low-risk paid preparers • Established a task group to expand IRS revenue protection and scheme detection capabilities, improving fraud detection at filing, before the refund is released 	

- Rolled out a series of “fresh start” programs specifically designed to assist business and individual taxpayers struggling with outstanding tax liabilities
- Launched multiple compliance analytics pilot projects to explore new methods of using data and analytics to improve compliance programs

Actions Planned or Underway

- Continue to modify examination case selection and modeling
- Continue to test soft notices as alternatives to conducting examinations in AUR
- Continue to promote the Compliance Assurance Process (CAP) as a model for how IRS and corporate taxpayers should interact

Tax-Exempt Entities

Fiscal Year 2011 Accomplishments

- Developed guidance on how to process, review, and monitor Voluntary Closing Agreements; followed-up on taxpayers whose rights were potentially violated; researched claims and took action to ensure future claims were worked properly; and improved inventory and case management controls
- Completed statutorily-required revocation of approximately 386,000 organizations whose tax exempt status was revoked based on rules established by the *Pension Protection Act of 2006*
- Developed a fraud report to identify fraud schemes and monitor operational effectiveness of fraud detection and mitigation methodologies

Actions Planned or Underway

- Improve compliance by identifying the needs of small exempt organizations and by performing post reviews of Form 990-N, *e-Postcard*, filers ineligible to file the *e-Postcard*
- Identify non-compliant exempt organizations based on data from the redesigned Form 990, *Return of Organization Exempt From Income Tax*

Tax Return Preparers

Fiscal Year 2011 Accomplishments

- Implemented Phase 1 of the Return Preparer Initiative (RPI), which required paid return preparers to register with the IRS and use a Preparer Tax Identification Number (PTIN) to sign returns; over 735,000 paid preparers registered in the first year
- Identified high risk tax return preparers using new risk based scoring, resulting in the issuance of more than 10,000 potential noncompliance letters and visits to more than 5,000 preparers to address multiple areas of concern including EITC filings, e-file, and questionable certified acceptance agents

Actions Planned or Underway

- Implement Phase 2 of the RPI requiring paid return preparers, except attorneys, certified public accountants, and enrolled agents, to pass a competency test and complete continuing professional education of 15 hours per year

TIGTA CHALLENGE NO. 2 (tied)	SUMMARY OF MAJOR ISSUES
Modernization	Improve taxpayer service and efficiency of operations
<p><i>Fiscal Year 2011 Accomplishments</i></p> <ul style="list-style-type: none"> • Deployed current Customer Account Data Engine (CADE) Release 6.2 to deliver the 2011 filing season tax law changes affecting individual taxpayers, and to provide technical improvements to the infrastructure and availability of the current system • Deployed Modernized e-File (MeF) Release 6.2 in January 2011 to deliver Business and Individual Master File returns; MeF accepted almost 18.5 million returns in 2011, a 262% increase compared to the same period in calendar year 2010 • Implemented a Remittance Strategy for Paper Check Conversion system, allowing paper checks to be converted into electronic transactions and processing nearly 3.6 million checks, totaling almost \$7.8 billion • Implemented an auto`mated transcript process allowing taxpayers to request mailing of account and return transcripts through IRS.gov, eliminating the need to contact IRS • Completed logical and physical designs of CADE2 Transition State 1 	

Actions Planned or Underway

- Deploy Transition State 1 of CADE2 for filing season 2012, which will support daily versus weekly processing and a relational account database
- Commence “Send A Transcript” proof of concept which allows taxpayers to make an online request to send an official transcript to banks and other financial institutions, without the need to call or complete a paper Form 4506-T, *Request for Transcript of Tax Return*

TIGTA CHALLENGE NO. 4	SUMMARY OF MAJOR ISSUES
Implementing Major Tax Law Changes	Effectively implement new tax provisions, including tax-related health care provisions of the <i>Patient Protection and Affordable Care Act (ACA)</i> , and the <i>American Recovery and Reinvestment Act (Recovery Act)</i>
<p>ACA</p> <p><i>Fiscal Year 2011 Accomplishments</i></p> <ul style="list-style-type: none"> • Implemented early provisions of the ACA, including the revision of approximately 60 tax products, creation of three new tax forms, and release of applicable guidance related to the: <ul style="list-style-type: none"> ○ Small employer tax credit ○ Excise tax on indoor tanning services ○ Adoption credit ○ Branded pharmaceutical fee ○ Qualified therapeutic discovery credit ○ New charitable hospital requirements <p><i>Actions Planned or Underway</i></p> <ul style="list-style-type: none"> • Partner with the Department of Health and Human Services on outreach, guidance, business processes, and IT deployment relating to the insurance market reforms and insurance exchange system • Identify impacted stakeholders and commence outreach activities on all aspects of ACA implementation, including individuals, employers, states, insurers, tax professionals, and other third parties <p>Recovery Act</p> <p><i>Fiscal Year 2011 Accomplishments</i></p> <ul style="list-style-type: none"> • Continued administration of numerous tax incentives included in the Recovery Act, including enhanced compliance procedures • Published new Internal Revenue Manual provisions to clarify the processes for handling rebate refund cases for tax exempt bonds • Implemented new voluntary compliance procedures for Build America Bonds and other direct-pay bonds to resolve tax law issues <p><i>Actions Planned or Underway</i></p> <ul style="list-style-type: none"> • Revise Form 5695, <i>Residential Energy Credits</i>, to request additional information to support eligibility requirements <p>Other Tax Law Changes</p> <p><i>Fiscal Year 2011 Accomplishments</i></p> <ul style="list-style-type: none"> • Delivered a successful 2011 filing season, processing 144.7 million individual returns and issuing 109.3 million refunds totaling \$419.5 billion • Implemented procedures to process the first year of the required 15 year repayment for 2008 homebuyers who claimed the First-Time Home Buyer Credit (FTHBC), including use of the math error authority when the repayment was not identified on the return • Promoted accurate self-reporting in anticipation of the filing season by sending approximately 1.5 million reminder notices to taxpayers who claimed the First-Time Home Buyer Credit for a home purchased in 2008 <p><i>Actions Planned or Underway</i></p> <ul style="list-style-type: none"> • Administer any new tax law provisions that may be enacted in 2011 for filing season 2012 	

TIGTA CHALLENGE NO. 5	SUMMARY OF MAJOR ISSUES
Fraudulent Claims and Improper Payments	Effective use of taxpayer funds
<p>Refundable Credits</p> <p><i>Fiscal Year 2011 Accomplishments</i></p> <ul style="list-style-type: none"> • Required taxpayers to provide supporting documentation to verify eligibility for many refundable tax credits including the FTHBC • Improved methods to identify erroneous FTHBC claims through better filters and the use of third party information for use in the 2012 filing season • Protected over \$3.7 billion in revenue through EITC enforcement efforts, including the examination of almost 484,000 original and amended returns claiming the EITC, over 1.2 million document matching reviews, and 300,000 math error process corrections • Increased EITC paid preparer due diligence visits, resulting in a 100 percent increase in the number of preparers penalized over fiscal year 2010 and proposed due diligence and other penalties of more than \$10.6 million • Improved the accuracy of EITC returns by refining EITC paid preparer treatment activities, including doubling the number of due diligence audits, increasing visits by revenue and criminal investigation agents by 50 percent, and increasing educational and compliance notices to first-time and experienced preparers by 25 percent, to influence the accuracy of EITC returns filed • Initiated a test on Additional Child Tax Credit (ACTC) returns with dependent issues not selected for examination to assist in developing the ACTC compliance strategy moving forward • Required documentation to accompany returns claiming the Adoption Credit to reduce fraud, and developed new cross-functional procedures to minimize delays in return processing <p><i>Actions Planned or Underway</i></p> <ul style="list-style-type: none"> • Implement the requirement that EITC paid preparers attach Form 8867, <i>Paid Preparer’s Earned Income Credit Checklist</i>, to their clients’ returns to encourage preparer compliance with EITC due diligence requirements • Continue to focus on EITC paid preparer treatments, including due diligence audits, visits, streamlined injunctions, and educational and compliance notices to first-time and experienced preparers to influence the accuracy of EITC returns filed • Review results of the ACTC test and adjust compliance strategy, if necessary; expand outreach and education to taxpayers and preparers around ACTC requirements to reduce improper claims • Implement robust compliance and outreach strategies related to the American Opportunity Tax Credit directed toward students, taxpayers, preparers, and educational institutions to address eligibility requirements; send soft educational notices as part of this strategy <p>Contracts and Other Payments</p> <p><i>Fiscal Year 2011 Accomplishments</i></p> <ul style="list-style-type: none"> • Changed reviews of split-purchase transactions and expanded oversight reviews to include the use of contract vendors and preferred sources • Revised policy and procedures to ensure distribution of Defense Contractor Audit Agency reports to all appropriate procurement staff, when appropriate, for use in determining whether to implement additional controls to monitor costs on contracts and task orders • Revised reporting process to ensure that all agreed-to questionable charges are repaid by contractors and documented prior to closure of corrective actions <p><i>Actions Planned or Underway</i></p> <ul style="list-style-type: none"> • Provide guidance on oversight and enforcement responsibilities, develop examples and scenarios that constitute a split-purchase, evaluate whether current span of control provides appropriate oversight, and make changes, as appropriate • Develop and provide clear guidance to Credit Card Services on performance of their oversight and enforcement responsibilities for compliance with Purchase Card Program procedures 	

TIGTA CHALLENGE NO. 6	SUMMARY OF MAJOR ISSUES
Providing Quality Taxpayer Service Operations	Improve taxpayer service
<p><i>Fiscal Year 2011 Accomplishments</i></p> <ul style="list-style-type: none"> • Implemented a new toll-free number for taxpayer transcript requests and a new web application that allows taxpayers to order transcripts on IRS.gov • Released the IRS2GO smartphone application, which lets taxpayers interact with the IRS using their mobile devices; IRS2Go averaged four out of five stars in hundreds of reviews and over 360,000 downloads • Increased the number of Limited English Proficiency products, translating key notices into different languages and delivering an enhanced multilingual web site that offers an array of tax information • Broadened awareness of accessible tax products that serve and support visually and hearing impaired taxpayers, through partnership with the Library of Congress and National Library Service for the Blind and Physically Handicapped • Engaged partners and provided greater access to available services through Saturday service events and other special service days, e.g., EITC Awareness Days • Participated in outreach events to educate partners and the public about the tax treatment of the 2010 Gulf Oil Spill payments; in the Gulf region, over 169,000 individuals and businesses received emergency advance payments for lost income or profits in 2010 • Implemented new quality initiatives at Taxpayer Assistance Centers (TACs) and volunteer return preparation sites using sampling reviews of selected returns to determine the accuracy of returns prepared • Gathered feedback from professional organizations that represent external stakeholders (i.e., accountants, reporting agents, et al) to simplify forms and the tax filing process <p><i>Actions Planned or Underway</i></p> <ul style="list-style-type: none"> • Implement the changes necessary to support roll-out of CADE2 • Release an updated version of IRS2Go with improved functionality • Continue to engage IRS partners to disseminate information and simplify forms and the tax filing process • Continue to engage partners in support of special service days and outreach efforts with advocacy groups that serve and support the visually and hearing impaired • Update IRS.gov and TAC telephone recordings to include more information for taxpayers seeking assistance at a TAC, including advising taxpayers they may be asked to provide valid photo ID and a Taxpayer Identification Number (TIN), such as a Social Security number (SSN), to receive services 	

TIGTA CHALLENGE NO. 7	SUMMARY OF MAJOR ISSUES
Human Capital	Enable the IRS to achieve its mission
<p><i>Fiscal Year 2011 Accomplishments</i></p> <ul style="list-style-type: none"> • Implemented the Hiring Reform Initiative which included transitioning from a “reinvestigation” background investigation program to a “one-stop shop” with streamlined and efficient services, reducing the time required for background investigations by 30 days • Improved technology and communication tools to enhance recruitment and deliver a more diverse applicant pool • Continued an emphasis on veteran hiring, with veterans comprising 7 percent of total hires in fiscal year 2011 • Implemented the Warrior Intern Program, previously piloted in fiscal year 2010, and the Non-Paid Work Experience program, conducted in partnership with the Departments of Defense and Veteran Affairs, to provide qualified veterans with quantifiable work experience at the IRS through non-paid internship opportunities • Established a Telework Program Office and expanded telework opportunities to over 36,000 employees to further enhance recruitment, development, and retention of employees <p><i>Actions Planned or Underway</i></p> <ul style="list-style-type: none"> • Educate internal and external IRS stakeholders on recruitment by providing the Careers Pathway website tool to assist applicants and career development outreach to enhance internal recruitment efforts 	

- Build a diverse talent management pipeline by deploying cost effective recruitment strategies
- Develop and document an IRS-wide approach to ensure effective monitoring of the adequacy of the acquisition workforce

TIGTA CHALLENGE NO. 8	SUMMARY OF MAJOR ISSUES
Globalization	Increase the outreach efforts to foreign governments on cross-border transactions
<p><i>Fiscal Year 2011 Accomplishments</i></p> <ul style="list-style-type: none"> • Completed realignment of IRS international operations by integrating international expertise into the new Large Business and International organization • Conducted examinations of taxpayers who applied under the Offshore Voluntary Disclosure Program • Continued to combat international illicit money networks and professional money launderers via the Global Illicit Financial Team by further developing policies, targeting criteria, and case development procedures • Coordinated joint audits and strengthened relations with foreign tax administrations, including seeking additional opportunities to improve and expand the Joint Audit Initiative with foreign administrations and taxpayers <p><i>Actions Planned or Underway</i></p> <ul style="list-style-type: none"> • Continue examinations of taxpayers who applied under both Offshore Voluntary Disclosure Initiatives • Continue to enhance relationships with treaty partners and international organizations to improve international compliance • Continue to identify and address emerging tax-exempt compliance issues, including ensuring that charities adhere to requirements for foreign bank accounts and expanding coordination of employment tax compliance with foreign countries • Continue to combat international illicit money networks and professional money launderers via the Global Illicit Financial Team by further developing policies, targeting criteria, and case development procedures 	

TIGTA CHALLENGE NO. 9	SUMMARY OF MAJOR ISSUES
Taxpayer Protection and Rights	Apply the tax laws fairly
<p><i>Fiscal Year 2011 Accomplishments</i></p> <ul style="list-style-type: none"> • Issued guidance to remind managers of Section 1204 and Reg. 801, which prohibit the use of Records of Tax Enforcement to evaluate and to impose or suggest production goals or quotas; updated appropriate training materials regarding the explanation of the retention standard • Reviewed undelivered mail procedures to ensure consistency across the organization and to support the timely resolution of undeliverable notices • Produced 104 redesigned/new notices, including the Taxpayer Delinquent Account collection notices, containing new language to help taxpayers more clearly understand the collection process and options available to them <p><i>Actions Planned or Underway</i></p> <ul style="list-style-type: none"> • Improve IRS assistance services to taxpayers who are victims of identity theft outside the tax system, but who encounter IRS issues because of that theft • Continue to redesign notices and produce new notices containing language that clearly explains the collection process and options available to taxpayers • Continue to reinforce culture of taxpayer protection and rights through leadership messages at all levels of the organization 	

TIGTA CHALLENGE NO. 10	SUMMARY OF MAJOR ISSUES
Achieving Program Efficiencies and Cost Savings	Use resources to focus on producing the best value for stakeholders
<p><i>Fiscal Year 2011 Accomplishments</i></p> <ul style="list-style-type: none"> • Implemented a number of cost savings initiatives as part of the Postage and Printing cost reduction strategy, including the elimination of tax packages for individual taxpayers and the elimination/reduction of direct mailing of a number of tax packages to businesses; these eliminations/reductions have resulted in postage and printing cost savings in excess of \$20 million • Enhanced electronic receipt of background investigation cases through eDelivery, resulting in a cost savings of \$820,621 and significant improvements in data communications with the Office of Personnel Management • Closed the Atlanta Submission Processing center, the fifth such closure in recent years, reflecting the success of IRS's e-File program and reduced need for paper processing • Deployed the paper check conversion technology to 401 TACs to process checks through electronic transmission, improving reporting systems, reducing the amount of time to process checks that TACs previously mailed to central locations for processing, and reducing the number of lost remittances from transshipments • Expanded use of cost accounting information to improve program effectiveness, including analysis of programs within the CFO function, the notice process, the Combined Annual Wage Reporting/Federal Unemployment Tax Act and 6020(b) programs, and certain criminal investigation processes • Started an initiative to develop standard operating procedures to address storage needs for property; these procedures will consider current and future budget constraints, the sustainability initiative to increase the re-use and recycling of furniture, costs to store versus to purchase new furniture, and transportation costs • Updated procedures used by the business units to calculate their unemployment trust fund (UTF) administrative expenses; required retention of audit files for a minimum of three years; and instituted periodic Chief Financial Officer (CFO) reviews of the business units' UTF expense submissions and supporting documentation <p><i>Actions Planned or Underway</i></p> <ul style="list-style-type: none"> • Continue to review internal operations, conducting additional cost benefit analyses and development of performance measures to improve program evaluation and decision making 	

APPENDIX D: MATERIAL WEAKNESSES, AUDIT FOLLOW-UP, AND FINANCIAL SYSTEMS

This section provides detailed descriptions of Treasury’s material weakness inventory, including summaries of actions taken and planned to resolve the weaknesses; tracking and follow-up activities related to Treasury’s GAO, OIG, TIGTA, and SIGTARP audit inventory; an analysis of potential monetary benefits arising from audits performed by Treasury’s three IGs; and an update on Treasury’s financial management systems framework.

I. Treasury’s Material Weaknesses

Management may declare audit findings or internal situations as a material weakness whenever a condition exists that may jeopardize the Treasury mission or continued operations. The FMFIA and FFMIA require agency reporting on material weaknesses.

FMFIA

The FMFIA requires agencies to establish and maintain internal controls. The Secretary must evaluate and report annually on the operations and financial reporting controls (FMFIA Section 2) and financial systems (FMFIA Section 4 and FFMIA) that protect the integrity of federal programs. The requirements of the FMFIA serve as an umbrella under which other reviews, evaluations, and audits should be coordinated and considered to support management’s assertion about the effectiveness of internal control over operations, financial reporting, and compliance with laws and regulations.

On April 20, 2011, the IRS’s FMC ESC recommended downgrade of the material weakness titled “Improve Modernization Management Controls and Processes.” IRS provided documentation to both GAO and TIGTA that validated completion of corrective actions that addressed the identified internal management processes and control weaknesses. On August 5, 2011, the Assistant Secretary for Management and Chief Financial Officer concurred with the request to downgrade this material weakness to a control deficiency.

As of September 30, 2011, Treasury had three material weaknesses under Section 2 of the FMFIA, summarized as follows:

Summary of FMFIA and FFMIA Material Weaknesses	Section 2	Section 4	Total
Balance at the Beginning of FY 2011	4	0	4
Closures/Downgrades during FY 2011	1	0	1
Reassessed during FY 2011	0	0	0
New MW Declared during FY 2011	0	0	0
Balance at the End of FY 2011	3	0	3

Below are detailed descriptions of Treasury’s three material weaknesses:

Material Weakness Description	
Internal Revenue Service – Unpaid Tax Assessments The IRS needs to improve its internal control over Unpaid Assessments. Original key elements: <ul style="list-style-type: none"> Subsidiary ledger does not track and report one Trust Fund Recovery Penalty (TFRP) balance Untimely posting of TFRP assessments and untimely review of TFRP accounts IRS’ general ledger for its custodial activities does not use the standard federal accounting classification structure 	
Actions Completed	What Remains to be Done
✓ Implemented programming in the Custodial Detail Data Base in February 2011, to improve classification when either the business or related TFRP individual modules are removed from the Unpaid Tax Assessments inventory, and to reduce the amount of adjustments to the financial statements. The programming change improved classification of instances, where previously, multiple tax periods were rolled up into one module.	<ul style="list-style-type: none"> □ Achievement of CADE 2 Transition State 2 target of a single, data-centric solution system which provides for daily processing of taxpayer accounts □ Targeted Downgrade/Closure: Fiscal year 2015

Material Weakness Description	
<p>Internal Revenue Service - Computer Security</p> <p>The IRS has various computer security controls that need improvement. Original key elements:</p> <ul style="list-style-type: none"> • Adequately restrict electronic access to and within computer network operational components • Adequately ensure that access to key computer applications and systems is limited to authorized persons for authorized purposes • Adequately configure system software to ensure the security and integrity of system programs, files, and data • Appropriately delineate security roles and responsibilities within functional business operating and program units, per FISMA • Appropriately segregate system administration and security administration responsibilities • Sufficiently plan or test the activities required to restore certain critical business systems where unexpected events occur • Effectively monitor key networks and systems to identify unauthorized activities and inappropriate system configurations • Provide sufficient technical, security-related training to key personnel • Certify and accredit 90 percent of all systems 	
Actions Completed	What Remains to be Done
<ul style="list-style-type: none"> ✓ Developed and executed implementation plans for systems/application access controls ✓ Documented security configuration standards and change control process in place; secure configuration baselines implemented and maintained; system software patched; processes in place for systems software configuration access controls ✓ Implemented back-up recovery capabilities for contingency planning ✓ Deployed Release 1 - Audit Trails 	<ul style="list-style-type: none"> □ Develop application monitoring capability for Release 2 Supplement – Audit Trails □ Network and system monitoring for Release 3 – Audit Trails □ Deployment of Release 3 – Audit Trails □ Targeted Downgrade/Closure: Fiscal year 2012

Material Weakness Description	
<p>Financial Management Service – Systems, Controls, and Procedures to Prepare the Government-wide Financial Statements</p> <p>The government does not have adequate systems, controls, and procedures to properly prepare the Consolidated Government-wide Financial Statements. Original key elements:</p> <ul style="list-style-type: none"> • The government lacks a process to obtain information to effectively reconcile the reported excess of net costs over revenue with the budget deficit, and when applicable, a reported excess of revenue over net costs with the budget surplus • Weaknesses in financial reporting procedures in internal control over the process for preparing the Consolidated Financial Statements 	
Actions Completed	What Remains to be Done
<ul style="list-style-type: none"> ✓ Partially reconciled fiscal year 2010 operating revenues with budget receipts ✓ Refined analysis model for unreconciled transactions that affect the change in net position ✓ Accounted for intra-governmental differences through formal consolidating and elimination accounting entries using all reciprocal fund categories including the General Fund ✓ Completed closing package submitted to GAO by federal agencies ✓ Established traceability from agency footnotes to the Consolidated Financial Statements (CFS) for completeness 	<ul style="list-style-type: none"> □ Complete reconciliation of operating revenues to budget receipts □ Complete reciprocal category for the Treasury General Fund □ Implement changes identified by the Office of the Fiscal Assistant Secretary as a result of its review of the Reporting Entity definitions per the Financial Accounting Standards Advisory Board criteria □ Include all disclosures as appropriate □ Include all loss contingencies as appropriate □ Targeted Downgrade/Closure: Fiscal year 2014

II. Audit Follow-up Activities

During fiscal year 2011, Treasury continued to place emphasis on both the general administration of internal control issues throughout the Department and the timely resolution of findings and recommendations identified by GAO, OIG, TIGTA, SIGTARP, external auditors, and management. During the year, Treasury continued to implement enhancements to the tracking system called the “Joint Audit Management Enterprise System” (JAMES). JAMES is a Department-wide, interactive, web-based system accessible to the OIG, TIGTA, SIGTARP, management, and others. The system tracks information on audit reports from issuance through completion of all corrective actions required to address findings and recommendations contained in an audit report. JAMES is the official system of record for Treasury’s audit follow-up program.

Potential Monetary Benefits

The *Inspector General Act of 1978*, as amended, Public Law 95-452, requires the IGs and secretaries of executive agencies and departments to submit semiannual reports to the Congress on actions taken on audit reports issued that identify potential monetary benefits. The Department consolidates and analyzes all relevant information for inclusion in this report. The information contained in this section represents a consolidation of information provided separately by OIG, TIGTA, SIGTARP, and Treasury management.

In the course of their audits, the IGs periodically identify questioned costs, recommend that funds be put to better use, and identify measures that demonstrate the value of audit recommendations to tax administration and business operations.

“Questioned costs” include a:

- Cost that is questioned because of an alleged violation of a provision of a law, regulation, contract, or other requirement governing the expenditure of funds
- Finding, at the time of the audit, that such costs are not supported by adequate documentation (i.e., an unsupported cost)
- Finding that expenditure of funds for the intended purpose is unnecessary or unreasonable

The Department regularly reviews progress made by the bureaus to realize potential monetary benefits identified in audit reports, and coordinates with the auditors as necessary to ensure the consistency and integrity of information on monetary benefit recommendations tracked in JAMES.

The statistical data in the following summary tables represent audit report activity for the period from October 1, 2010 through September 30, 2011. The data reflect information on OIG, TIGTA, and SIGTARP reports that identified potential monetary benefits. Fiscal year 2011 was the first year that SIGTARP issued reports containing monetary benefits.

Audit Report Activity With Potential Monetary Benefits for Which Management Has Identified Corrective Actions (OIG, TIGTA, and SIGTARP) October 1, 2010 through September 30, 2011 (Dollars in Millions)								
	Disallowed Costs		Funds Put to Better Use		Revenue Enhancements		Totals	
	Reports	Dollars	Reports	Dollars	Reports	Dollars	Report Total	Total Dollars
Beginning Balance	4	\$33.0	13	\$2,822.6	17	\$5,558.9	34	\$8,414.5
New Reports	9	39.7	8	7,412.1	8	2,524.8	25	9,976.6
Total	13	72.7	21	10,234.7	25	8,083.7	59	18,391.1
Reports Closed	3	0.5	10	329.5	17	4,348.0	30	4,678.0
a. Realized or Actual ¹	2	0.1	6	142.3	6	402.1	14	544.5
b. Unrealized or Written off ¹	2	0.4	8	187.2 ²	14	3,945.9 ³	24	4,133.5
Ending Balance	10	\$72.2	11	\$9,905.2	8	\$3,735.7	29	\$13,713.1

¹ Report numbers in categories a and b may not equal the Reports Closed. One report can be included in one or both categories.

² This figure includes one TIGTA report, with \$18.3 million written off, for which IRS management did not concur with TIGTA’s projected benefits; and three TIGTA reports with \$132.9 million written off, for which TIGTA does not agree with the IRS that the benefits have not been realized.

³ This figure includes ten TIGTA reports, with \$2,124.5 million written off, for which IRS management did not concur with TIGTA’s projected benefits; and two TIGTA reports, with \$390.4 million written off, for which TIGTA does not agree with the IRS that the benefits have not been realized.

The following table presents a summary of OIG, TIGTA, and SIGTARP audit reports with potential monetary benefits that were open for more than one year as of the end of fiscal years 2009, 2010, and 2011.

Number of Reports with Potential Monetary Benefits Open for More than One Year (Dollars In Millions)				
	PAR/AFR Report Year	9/30/2009	9/30/2010	9/30/2011
OIG	No. of Reports	0	1	0
	\$ Projected Benefits	\$ 0	\$ 10.5	\$ 0
TIGTA	No. of Reports	10	12	11
	\$ Projected Benefits	\$ 673.8	\$ 1,783.7	\$ 4,384.6
SIGTARP	No. of Reports	0	0	0
	\$ Projected Benefits	\$ 0	\$ 0	\$ 0

The following table presents a summary of the audit reports containing potential monetary benefits, broken out by year of report issuance, on which management decisions were made on or before September 30, 2010, but the final actions had not been taken as of September 30, 2011.

Details of the Audit Reports with Potential Monetary Benefits on Which Management Decisions Were Made On or Before September 30, 2010, But Final Actions Have Not Been Taken as of September 30, 2011 (Dollars In Millions)								
Bureau	Report No.	Report Issue Date	Brief Description	Dis-allowed Costs	Funds Put to Better Use	Revenue Enhancement	Total	Due Date
IRS	2006-1c-142	9/25/2006	The IRS Contracting Officer (CO) should use the results of the Defense Contract Audit Agency (DCAA) report to fulfill his/her duties in awarding and administering contracts.	\$ 32.4	-	-	\$ 32.4	10/15/2012 (delayed)
FY 2006	1			\$ 32.4			\$ 32.4	
FY 2007	N/A	N/A		-	-	-	-	N/A
FY 2008	N/A	N/A		-	-	-	-	N/A
IRS	2009-10-107	7/24/2009	IRS should develop procedures requiring that workstation sharing levels are included in space needs assessments. When implementing these procedures, IRS should adjust its space needs to reflect workstation sharing and take action to release any unneeded space identified, where appropriate.	-	30.0	-	30.0	1/15/2014 (delayed)
IRS	2009-40-137	9/24/2009	IRS should develop processes to identify erroneous Health Coverage Tax Credit claims based on criteria used to select taxpayers for examination and reject e-filed tax returns or forward paper-filed tax returns to the Error Resolution function at the time the tax return is filed.	-	9.0	-	9.0	12/15/2012 (delayed)

Table continued on the next page

Bureau	Report No.	Report Issue Date	Brief Description	Dis-allowed Costs	Funds Put to Better Use	Revenue Enhancement	Total	Due Date
IRS	2009-40-138	9/23/2009	IRS should discontinue providing the option to taxpayers of self-identifying by annotating a tax return with "Combat Zone" and continue to provide individuals the option of self-identifying by telephone or electronically.	-	-	1.1	1.1	1/15/2012
IRS	2009-1c-134	9/28/2009	The IRS CO should use the results of the DCAA report to fulfill his/her duties in awarding and administering contracts.	0.1	-	-	0.1	10/15/2012
FY 2009	4			\$ 0.1	\$ 39.0	\$ 1.1	\$ 40.2	
IRS	2010-20-044	5/07/2010	IRS should ensure policies and procedures are established to evaluate and determine which best practices to implement to improve data center energy efficiency	3.2	-	-	3.2	12/15/2011
IRS	2010-30-025	3/23/2010	IRS should ensure that paper and electronically filed returns with Forms 8919 attached are compared to filed Forms SS-8 through a post-filing compliance program, and ensure that paper returns flagged during processing are reviewed and any noncompliance addressed.	-	-	131.1	131.1	1/15/2012
IRS	2010-30-104	9/17/2010	IRS should explore the feasibility of making greater use of Currency Transaction Reports to pursue additional nonfilers and underreporters for audit.	-	-	1,300.0	1,300.0	6/15/2013
IRS	2010-40-043	3/29/2010	IRS should ensure a Service-wide strategy is developed to address retirement provision noncompliance. This strategy should include the development of processes to identify individuals who do not comply with retirement provisions along with compliance efforts to address the noncompliance.	-	-	405.1	405.1	10/15/2012
IRS	2010-40-062	7/13/2010	IRS should use the authority already provided in the law to (1) freeze refunds while contacting those taxpayers with potentially invalid EITC claims or questionable information on their tax returns, (2) require a valid response from the taxpayers before allowing the EITC, and (3) adjust the return if the taxpayer does not respond within a specified time period.	-	1,175.0	-	1,175.0	1/15/2012

Table continued on the next page

Bureau	Report No.	Report Issue Date	Brief Description	Dis-allowed Costs	Funds Put to Better Use	Revenue Enhancement	Total	Due Date
IRS	2010-40-117	9/14/2010	IRS should revise the criteria used to determine who will receive a notice to include individuals identified by the Duplicate TIN Use database when (1) a TIN is used as a secondary taxpayer on one tax return and as a dependent and/or for the EITC on another tax return, and (2) a TIN is used as a qualifying child for the child and dependent care credit, adoption credit, education credits, and child tax credit.	-	1,297.6	-	1,297.6	1/15/2013
FY 2010	6			\$ 3.2	\$ 2,472.6	\$ 1,836.2	\$ 4,312	
Total	12			\$ 35.7	\$ 2,511.6	\$ 1,837.3	\$ 4,384.6	

The following table provides a snapshot of OIG and TIGTA audit reports with significant recommendations reported in previous semiannual reports for which corrective actions had not been completed as of September 30, 2010 and September 30, 2011, respectively. OIG and TIGTA define “significant” as any recommendation open for more than one year. There were no “Undecided Audit Recommendations” during the same periods.

Audit Reports with Significant Unimplemented Recommendations				
	9/30/2010		9/30/2011	
	OIG	TIGTA	OIG	TIGTA
No. of Reports	6	24	7	12

SIGTARP issued its first report on TARP-related activity in April 2009. The following table provides a snapshot of the number of recommendations made in SIGTARP audit reports and quarterly reports for which corrective actions had not been completed as of September 30, 2010, and September 30, 2011, respectively. SIGTARP defines a recommendation as “unimplemented” if it is listed as “partially implemented,” “in process,” or “not implemented” in SIGTARP’s quarterly report.

Unimplemented SIGTARP Recommendations		
	9/30/2010	9/30/2011
No. of Unimplemented Recommendations	30	12

III. FINANCIAL MANAGEMENT SYSTEMS FRAMEWORK

Overview

The Department of the Treasury’s financial management systems structure consists of financial and mixed systems maintained by the Treasury bureaus and the Department-wide Financial Analysis and Reporting System (FARS). The bureau systems process and record the detailed financial transactions and submit summary-level data to FARS on a scheduled basis. FARS maintains the key financial data necessary for consolidated financial reporting. In addition, the FARS modules also maintain data on the status of audit-based corrective actions. Under this systems structure, the bureaus are able to maintain financial management systems that meet their specific business requirements. On a monthly basis, the required financial data submitted to FARS to meet Departmental analysis and reporting requirements. The Department uses FARS to produce its periodic financial reports as well as the annual Agency Financial Report. This structured financial systems environment enables Treasury to receive an unqualified audit opinion and supports its required financial management reporting and analysis requirements.

The FARS structure consists of the following components:

- Bureau core and financial management systems that process and record detailed financial transactions
- Treasury Information Executive Repository (TIER) - consolidates bureau financial data

- CFO Vision - produces monthly financial statements and performs financial analysis
- JAMES - tracks information on audit findings, recommendations, and planned corrective actions

Bureaus submit summary-level financial data to TIER on a monthly basis, within three business days of the month-end. These data are then used by CFO Vision to generate financial statements and reports on both a Department-wide and bureau-level basis. This structure enables the Department to produce its audited annual financial statements and monthly management reports. During fiscal year 2011, Treasury continued to upgrade its FARS applications to take advantage of technology improvements such as information security and the technical environment.

As part of the Department's enhancement effort, 14 Treasury bureaus and reporting entities are cross-serviced for financial systems by the Bureau of the Public Debt's (BPD) Administrative Resource Center (ARC). Cross-servicing enables these bureaus to have access to core financial systems without having to maintain the necessary technical and systems architectures.

BPD/ARC also provides administrative services in the areas of accounting, travel, payroll, human resources, and procurement to Treasury bureaus and offices and to other federal entities to support core business activities. In an ongoing effort to streamline its financial systems environment, Treasury continues to work with the bureaus to evaluate plans for continuous improvement to their financial management systems structure.

Continued Improvement

Treasury's target financial management systems structure continues to build upon the current FARS foundation. Treasury has enhanced FARS to support new financial and performance requirements and continues to provide management with the appropriate tools needed to align the Department's goals and objectives.

In fiscal year 2011, the TIER Focus Group continued to meet to improve communication with the bureaus and coordinate changes impacting financial management systems and financial operations. Treasury enhanced the FARS applications to be Section 508 compliant, which assists users with disabilities in accessing reports and performing data entry. In addition, Treasury upgraded the FARS servers to improve performance.

The IRS continued to modernize its tax administration systems, improving the speed in which the IRS processes tax returns. In fiscal year 2011, the Customer Account Data Engine (CADE) posted over 40 million tax returns and over 35.1 million refunds. The Account Management Services System, which stores taxpayer information, has been enhanced to eliminate the processing of paper and reduce case cycle time from 14 days to zero (real-time); and IRS upgraded the servers which host the financial management system. In fiscal year 2012, CADE is expected to be a single integrated tax processing environment, resulting in even faster refunds, improved customer service, elimination of notices based on out-of-date information, faster resolution of taxpayer account issues, and better online tools and services for taxpayers.

In fiscal year 2011, BPD/ARC upgraded the core financial management systems platform to increase its responsiveness in producing financial management reports and to align with new financial reporting governance standards. BPD/ARC also began implementing the Internet Payment Platform system to convert a paper-based process to an electronic centralized invoice payment information service for use by their customers and suppliers.

In fiscal years 2012 and 2013, the Department and BPD/ARC plan to develop their financial management system to transition to the Common Government-wide Accounting System and plan to meet compliance expectations. In addition, the Department and BPD/ARC are developing projects which will capture business analytics data at a high level to gain insight on business performance and assist with business planning.

The Bureau of Engraving and Printing (BEP) completed the first phase of replacing its legacy core manufacturing system to a fully integrated system and converted the general ledger, accounts receivable, and fixed assets modules to the new manufacturing system in fiscal year 2011. The second phase will be implemented early in fiscal year 2012, and will include the conversion of supply chain management, manufacturing management, project accounting, and contract lifecycle management modules to the new system.

APPENDIX E: GLOSSARY OF ACRONYMS

Glossary of Acronyms	
ABS	Asset-Backed Securities
ACA	Patient Protection and Affordable Care Act
ACD	Advanced Counterfeit Deterrent
ACH	Automated Clearing House
AD	Audit Division
ADR	Alternative Dispute Resolution
AFR	Agency Financial Report
AGI	Adjusted Gross Income
AGP	Asset Guarantee Program
AIFP	Automotive Industry Financing Program
AIG	American International Group, Inc.
AML	Anti-money laundering
AMS	Account Management Services
APR	Annual Performance Report
ARC	Administrative Resource Center
ASM/CFO	Assistant Secretary for Management & Chief Financial Officer
ATFC	Afghanistan Threat Finance Cell
AUR	Automated Underreporter
BCPO	Bureau Chief Procurement Officer
BEP	Bureau of Engraving and Printing
BPD	Bureau of the Public Debt
BSA	Bank Secrecy Act
BSM	Business Systems Modernization
CADE	Customer Account Data Engine
CAP	Capital Assistance Program
CAP	Compliance Assurance Process
CAR	Collection Activity Report
CBP	U.S. Customs and Border Patrol
CBLI	Consumer and Business Lending Initiative
CBO	Congressional Budget Office
CCMM	Collections and Cash Management Modernization
CDCI	Community Development Capital Initiative
CDFI	Community Development Financial Institutions
CDS	Credit Default Swaps
CFPB	Consumer Financial Protection Bureau
CFO	Chief Financial Officer
CFS	Consolidated Financial Statements
CFTC	Commodity Futures Trading Commission
CHCO	Chief Human Capital Officer
CHIPRA	Children's Health Insurance Program Reauthorization Act of 2009
CI	Criminal Investigation (or Investigator)

Glossary of Acronyms	
CIF	Climate Investment Fund
CIGFO	Council of Inspectors General on Financial Oversight
CIO	Chief Information Officer
CMBS	Commercial Mortgage Backed Securities
CMF	Capital Magnet Fund
CO	Contracting Officer
COBRA	Consolidated Omnibus Budget Reconciliation Act of 1985
COP	Congressional Oversight Panel
COSO	Committee of Sponsoring Organizations of the Treadway Commission
CPP	Capital Purchase Program
CRA	Community Reinvestment Act
CRE	Commercial Real Estate
Credit CARD Act	Credit Card Accountability, Responsibility, and Disclosure Act of 2009
CSI	Customer Service Index
CSR	Customer Service Representative
CSRS	Civil Service Retirement System
CTF	Clean Technology Fund
DASHR/CHCO	Office of the Deputy Assistant Secretary for Human Resources/Chief Human Capital Officer
DASMB	Deputy Assistant Secretary for Management and Budget
DASPTR	Deputy Assistant Secretary for Privacy, Transparency, and Records
DCAA	Defense Contract Audit Agency
DCFO	Deputy Chief Financial Officer
DCIA	Debt Collection Improvement Act of 1996
DCP	Office of D.C. Pensions
DIP	Debtor-in-Possession
DISC	Discontinued
DMAS	Debt Management Account System
DO	Departmental Offices
Dodd-Frank Act	Dodd-Frank Wall Street Reform and Consumer Protection Act of 2010
DOJ	Department of Justice
EBRD	European Bank for Reconstruction and Development
ECM	Enterprise Content Management
EEO	Equal Employment Opportunity
EESA	Emergency Economic Stabilization Act of 2008
EFT	Electronic Funds Transfer
EFTPS	Electronic Federal Tax Payment System
EGTRRA	Economic Growth and Tax Relief Reconciliation Act
EITC	Earned Income Tax Credit
EO	Executive Order

Glossary of Acronyms	
ERP	Economic Recovery Payment
ESC	Executive Steering Committee
ESF	Exchange Stabilization Fund
ETD	Error Tracking Database
EU	European Union
FAET	Firearms and Ammunition Excise Tax
Fannie Mae	Federal National Mortgage Association
FARS	Financial Analysis and Reporting System
FASAB	Federal Accounting Standards Advisory Board
FATCA	Foreign Account Tax Compliance Act
FATF	Financial Action Task Force
FCDA	Foreign Currency Denominated Assets
FCRA	Federal Credit Reform Act
FDIC	Federal Deposit Insurance Corporation
FECA	Federal Employees' Compensation Act
FEGLI	Federal Employees Group Life Insurance
FEHBP	Federal Employees Health Benefits Program
FFB	Federal Financing Bank
FFETF	Financial Fraud Enforcement Task Force
FFIEC	Federal Financial Institutions Examination Council
FFMIA	Federal Financial Management Improvement Act
FHA	Federal Housing Administration
FHFA	Federal Housing Finance Agency
FHLB	Federal Home Loan Bank
FinCEN	Financial Crimes Enforcement Network
FinTRACA	Financial Transactions and Reports Analysis Center of Afghanistan
FIO	Federal Insurance Office
FISMA	Federal Information Security Management Act
FIRST	Financial Information and Reporting Standardization
FIST	Fraud Investigative Strike Team
FIU	Financial Intelligence Unit
FMFIA	Federal Managers' Financial Integrity Act
FMIS	Financial Management Information System
FMS	Financial Management Service
FOIA	Freedom of Information Act
FONL	Formulas Online
FR	Consolidated Financial Report of the United States Government
FRB	Federal Reserve Bank
FRBNY	Federal Reserve Bank of New York
Freddie Mac	Federal Home Loan Mortgage Corporation
FSB	Financial Stability Board
FSOC	Financial Stability Oversight Council
FST	Floor Stocks Tax
FTD	Federal Tax Deposit
FTHBC	First-Time Homebuyer Credit

Glossary of Acronyms	
FTO	Fine Troy Ounce
FY	Fiscal Year
G-7	Group of Seven
G-20	Group of Twenty
GAAP	Generally Accepted Accounting Principles
GAB	General Arrangement to Borrow
GAFSP	Global Agriculture and Food Security Program
GAIS	Government Agency Investment Services
GAO	Government Accountability Office
GEF	Global Environmental Facility
GFRA	General Fund Receipt Account
Ginnie Mae	Government National Mortgage Association
GM	General Motors Company
GMAC	General Motors Acceptance Corporation
GPRA	Government Performance and Results Act
GSA	General Services Administration
GSE	Government Sponsored Enterprise
GWA	Government-wide Accounting
HAMP	Home Affordable Modification Program
HCTC	Health Coverage Tax Credit
HEAT	Health Care Fraud Prevention and Enforcement Action Team
HECM	Home Equity Conversion Mortgage
HERA	Housing and Economic Recovery Act
HFA	Housing Finance Agency
HFFI	Healthy Food Financing Initiative
HHF	Hardest Hit Fund
HHS	Department of Health and Human Services
HIRE	Hiring Incentives to Restore Employment Act of 2010
HRF	Haitian Reconstruction Fund
HSPD	Homeland Security Presidential Directive
HUD	Department of Housing and Urban Development
I&E	Inspections and Evaluations
IAP	International Assistance Programs
IDB	Inter-American Development Bank
IEEPA	International Emergency Economic Powers Act
IFI	International Financial Institution
IFSR	Iranian Financial Sanctions Regulations
IG	Inspector General
IMF	International Monetary Fund
IPERA	Improper Payments Elimination and Recovery Act of 2010
IPIA	Improper Payments Information Act of 2002
IPP	Internet Payment Platform
IPPIN	Identify Protection Personal Identification Number
IRC	Internal Revenue Code
IRIS	Integrated Revenue Information System

Glossary of Acronyms	
IRISL	Islamic Republic of Iran Shipping Lines
IRS	Internal Revenue Service
ISO	International Organization for Standardization
IT	Information Technology
ITA	Interactive Tax Law Assistant
ITR	Iranian Transactions Regulations
JAMES	Joint Audit Management Enterprise System
Kingpin Act	Foreign Narcotics Kingpin Designation Act
LIBOR	London Interbank Offered Rate
LIC	Low-Income Community
MBS	Mortgage-Backed Security
MDB	Multilateral Development Bank
MeF	Modernized Electronic File
MHA	Making Home Affordable Program
MOU	Memorandum of Understanding
MRADR	Market Risk Adjusted Discount Rate
MSB	Money Services Business
MV&S	Modernization, Vision, and Strategy
NAB	New Arrangement to Borrow
NDIC	National Drug Intelligence Center
NEI	National Export Initiative
NOL	Net Operating Loss
NPRM	Notice of Proposed Rulemaking
NRC	National Revenue Center
NTDO	Non-Treasury Disbursing Office
OA	Office of Audits
OCC	Office of the Comptroller of the Currency
ODM	Office of Debt Management
OECD	Organization for Economic Co-operation and Development
OFAC	Office of Foreign Assets Control
OFAS	Office of the Fiscal Assistant Secretary
OFIT	Office of Financial Innovation and Transformation
OFP	Office of Fiscal Projections
OFPP	Office of Federal Procurement Policy
OFR	Office of Financial Research
OFS	Office of Financial Stability
OI	Office of Investigations
OIA	Office of Intelligence and Analysis
OID	Original Issue Discount
OIG	Office of Inspector General
OMB	Office of Management and Budget
OPCL	Office of Privacy and Civil Liberties
OPE	Office of the Procurement Executive
OPEB	Other Post-Employment Benefits
OPM	Office of Personnel Management

Glossary of Acronyms	
ORB	Other Retirement Benefits
OTC	Over-the-Counter
OTS	Office of Thrift Supervision
PACT Act	Prevent All Cigarette Trafficking Act of 2009
PAM	Payments Application Modernization
PAR	Performance and Accountability Report
PB	President's Budget
PCA	Planned Corrective Action
PII	Personal Identifiable Information
P.L.	Public Law
PONL	Permits Online
PP&E	Property, Plant, and Equipment
PPIF	Public-Private Investment Fund
PPIP	Public-Private Investment Program
PSPA	Preferred Stock Purchase Agreements
PTIN	Preparer Tax Identification Number
QEO	Qualified Equity Offering
QFI	Qualified Financial Institution
QTDP	Qualified Therapeutic Discovery Project
Recovery Act	American Recovery and Reinvestment Act of 2009
RMBS	Residential Mortgage Backed Securities
RRACS	Redesign Revenue Accounting Control System
S&ED	Strategic and Economic Dialogue
S.A.F.E. Act	Secure and Fair Enforcement for Mortgage Licensing Act of 2008
SAR	Suspicious Activity Report
SAS	Statement on Auditing Standards
SBA	Small Business Administration
SBLF	Small Business Lending Fund
SBR	Statement of Budgetary Resources
SCAP	Supervisory Capital Assessment Program
SCF	Strategic Climate Fund
SCMA	Strategic Cash Management Agreements
SDR	Special Drawing Rights
SEC	Securities and Exchange Commission
SES	Senior Executive Service
SFFAS	Statement of Federal Financial Accounting Standards
SFP	Supplementary Financing Program
SIG	Special Inspector General
SIGTARP	Special Inspector General for TARP
SME	Small and Medium-sized Enterprise
SNC	Statement of Net Cost
SOI	Statistics of Income
SOMA	System Open Market Account
SPSPA	Senior Preferred Stock Purchase Agreements
SPV	Special Purpose Vehicle

Glossary of Acronyms	
SSBCI	State Small Business Credit Initiative
SSG	Senior Supervisors' Group
SSP	Shared Service Provider
SSP	Stable Share Price
STR	Suspicious Transaction Report
TAC	Taxpayer Assistance Center
TAIFF	Troubled Asset Insurance Finance Fund
TALF	Term Asset-Backed Securities Loan Facilities
TARP	Troubled Asset Relief Program
TCE	Tax Counseling for the Elderly
TCLP	Temporary Credit and Liquidity Program
TE/GE	Tax Exempt and Government Entities
TEOAF	Treasury Executive Office for Asset Forfeiture
TFF	Treasury Forfeiture Fund
TFFC	Office of Terrorist Financing and Financial Crimes
TFI	Terrorism and Financial Intelligence
TFR	Thrift Financial Reports
TFTP	Terrorist Finance Tracking Program
TIER	Treasury Information Executive Repository
TIGTA	Treasury Inspector General for Tax Administration
TIP	Targeted Investment Program
TIN	Taxpayer Identification Number
TIPS	Treasury Inflation-Protected Securities
TOP	Treasury Offset Program
TPP	Trans-Pacific Partnership
TRIA	Terrorism Risk Insurance Act
TTB	Alcohol and Tobacco Tax and Trade Bureau
TWEA	Trading with the Enemy Act
UN	United Nations
UNSCR	United Nations Security Council Resolution
UP	Unemployment Program
USA PATRIOT Act	Uniting and Strengthening America by Providing Appropriate Tools Required to Intercept and Obstruct Terrorism Act of 2001
USDA	United States Department of Agriculture
USC	United States Code
USPS	United States Postal Service
USSGL	United States Standard General Ledger
UTF	Unemployment Trust Fund
VA	Department of Veterans Affairs
VITA	Volunteer Income Tax Assistance
WHBAA	Worker, Homeownership, and Business Assistance Act of 2009
WMD	Weapons of Mass Destruction
WTO	World Trade Organization

Website Information



Treasury	www.treasury.gov
Alcohol and Tobacco Tax and Trade Bureau	www.ttb.gov
Bureau of Engraving & Printing	www.bep.gov
Bureau of the Public Debt	www.publicdebt.treas.gov
Community Development Financial Institutions Fund	www.cdfifund.gov
Financial Crimes Enforcement Network	www.fincen.gov
Financial Management Service	www.fms.treas.gov
Internal Revenue Service	www.irs.gov
Office of the Comptroller of the Currency	www.occ.gov
U.S. Mint	www.usmint.gov
The Financial Stability Plan	www.financialstability.gov
Making Home Affordable Program	www.makinghomeaffordable.gov
The Recovery Act	www.recovery.gov
Office of Inspector General	www.treasury.gov/oig
Treasury Inspector General for Tax Administration	www.tigta.gov
Office of the Special Inspector General for the Troubled Asset Relief Program	www.sigtaip.gov



www.treasury.gov