


OCT 15 1964



COLUMBIA UNIVERSITY

Department of Physics

MASTER

Experimental Survey of
Strange Particle Decays

JACK STEINBERGER

PATENT CLEARANCE OBTAINED. RELEASE TO
THE PUBLIC IS APPROVED. PROCEDURES
ARE ON FILE IN THE RECEIVING SECTION.

RECEIVED
OCT 12 1964
NEW YORK PATENT GROUP

NEVIS LABORATORIES

Irvington-on-Hudson, New York

There is no objection from the patent
point of view to the publication or
dissemination of this document.
NY Patent Group

By.....*Alle*
.....1964

LEGAL NOTICE

This report was prepared as an account of Government sponsored work. Neither the United States, nor the Commission, nor any person acting on behalf of the Commission:

A. Makes any warranty or representation, expressed or implied, with respect to the accuracy, completeness, or usefulness of the information contained in this report, or that the use of any information, apparatus, method, or process disclosed in this report may not infringe privately owned rights; or

B. Assumes any liabilities with respect to the use of, or for damages resulting from the use of any information, apparatus, method, or process disclosed in this report.

As used in the above, "person acting on behalf of the Commission" includes any employee or contractor of the Commission, or employee of such contractor, to the extent that such employee or contractor of the Commission, or employee of such contractor prepares, disseminates, or provides access to, any information pursuant to his employment or contract with the Commission, or his employment with such contractor.

Nevis Laboratories
Columbia University
Physics Department
Irvington -on- Hudson
New York

Experimental Survey of Strange
Particle Decays

JACK STEINBERGER

Lectures Given at the International School of Physics
"Enrico Fermi"
Varenna, Italy

Reproduction in whole or in part
is permitted for any purpose of the
United States Government

June 1964

This document is
PUBLICLY RELEASABLE

Larry E. Williams

Authorizing Official

Date: *03/22/2007*

United States Atomic Energy Commission
Contract AT(30-1)-1932

DISCLAIMER

This report was prepared as an account of work sponsored by an agency of the United States Government. Neither the United States Government nor any agency Thereof, nor any of their employees, makes any warranty, express or implied, or assumes any legal liability or responsibility for the accuracy, completeness, or usefulness of any information, apparatus, product, or process disclosed, or represents that its use would not infringe privately owned rights. Reference herein to any specific commercial product, process, or service by trade name, trademark, manufacturer, or otherwise does not necessarily constitute or imply its endorsement, recommendation, or favoring by the United States Government or any agency thereof. The views and opinions of authors expressed herein do not necessarily state or reflect those of the United States Government or any agency thereof.

DISCLAIMER

Portions of this document may be illegible in electronic image products. Images are produced from the best available original document.

I. INTRODUCTION

It is the aim of these three lectures to summarize the present experimental knowledge concerning the decays of the strange particles. Lifetimes and branching ratios of the heavy mesons are tabulated in Table I and those of the hyperons in Table II.

It is well known, that although the universal "V-A" theory gives a good description of what we presently know of the weak interactions of non-strange particles, no such simple model exists for the decays of strange particles. The situation is more complex for several reasons, one of them being the existence of decays which do not involve leptons and neutrinos, the so-called non-leptonic decays. Nevertheless, substantial regularities are emerging; among those the following can be listed:

1) $|\Delta S| \leq 1$. This rule forbids decays such as $\Xi \rightarrow N + \pi$, which are not observed. It is also linked in certain theoretical models with the mass differences of the K_1^0 and K_2^0 .

2) $\Delta S = \Delta Q$. This rule states that the change in strangeness of the strongly interacting particles in decays which involve a strangeness change should be equal to the change in electric charge. The rule, for instance,

forbids the decay $\Sigma^+ \rightarrow n + L^+ + \nu$, whereas the decay $\Sigma^- \rightarrow n + L^- + \bar{\nu}$ is allowed.

3) The lepton current in leptonic decays has the same form as in the universal theory of β and μ decay:

$J_{L\mu} = \bar{u}_L \gamma_\mu (1 + \gamma_5) u_\nu$. This rule has the consequences that the strong current in these decays must transform as a vector or pseudovector, and must be the same for muon and electron decays.

4) $\Delta I = 1/2$. This rule states that the change in the isotopic spin of the strongly interacting particles in a decay is one-half. Alternatively, it can be stated as follows: Isotopic spin in a decay involving strangeness change is conserved, if it is postulated that a particle of zero mass, spin and momentum, and isotopic spin 1/2 is absorbed by the decaying particle. Examples of the prediction of the $\Delta I = 1/2$ rule are:

$$(a) \quad \frac{\Gamma(\Lambda^0 \rightarrow \pi^- + p)}{\Gamma(\Lambda^0 \rightarrow \pi^0 + n)} = 2 \quad (\text{non-leptonic}),$$

$$(b) \quad \Sigma^+ \rightarrow e^+ + n + \nu \quad \text{is forbidden} \quad (\text{leptonic}) .$$

It is noted that theoretical models which incorporate the $\Delta I = 1/2$ rule for leptonic decays, do not necessarily have this property for non-leptonic decays, and vice versa. It seems, therefore, important to check this question experimentally separately for the two types of decay.

5) A "universal" model based on SU_3 and certain other assumptions has been proposed by Cabibbo.¹⁸ It relates the strangeness changing leptonic decays to the neutron and pion decays, and seems to be in substantial agreement with the altogether too sparse data.

In the following we present the experimental data against this theoretical background.

II. K-MESON DECAYS

A. General Discussion

The K's form two spin zero doublets:

$$K^+ , K^0 ; S = +1; \quad \bar{K}^0 , K^- ; S = -1$$

It follows from the CPT theorem that the K^+ and K^- decay rates are equal, and we will not treat these decays separately. The K^0 and \bar{K}^0 require some discussion. These neutral particles cannot be expected to decay independently, but must be expected to be mixed by the decay Hamiltonian, as first pointed out by Gell-Mann and Pais.³⁵ There will be two states, K_1^0 and K_2^0 , mixtures of K^0 and \bar{K}^0 , which diagonalize the Hamiltonian. There is good reason to believe that the weak interaction conserves C.P.* , and in this case the proper mixtures are easy to

* If C.P. is conserved, then the K_2^0 decay to two pions is forbidden. It has just been shown very convincingly by J.H. Christensen, J.W.Cronin, V.L.Fitch, and R.Turlay, Phys. Rev. Letters 13, 138 (1964) that the longlived K_1^0 has a small, but nonzero, branching ratio to two pions

$$\frac{\Gamma_{2(\pi^+\pi^-)}}{\Gamma_{2(\text{all decays})}} \approx 0.002 . \quad \text{This corresponds to a C.P.}$$

violation in K^0 decay of the order of 2 parts in one thousand in amplitude. The violation of C.P. is of fundamental

find, since they must conserve C.P. They are:

$$K_1^0 = \frac{1}{\sqrt{2}} (K^0 + \bar{K}^0) \quad CP = +1$$

$$K_2^0 = \frac{1}{\sqrt{2}} (K^0 - \bar{K}^0) \quad CP = -1$$

These decay exponentially, so that the time dependence of K_1^0 and K_2^0 amplitudes can be written:

$$K_1^0(t) = K_1^0(o) e^{-\Gamma_1 t/2}$$

$$K_2^0(t) = K_2^0(o) e^{-\Gamma_2 t/2}$$

The time dependence of amplitudes initially K^0 or \bar{K}^0 is then:

$$K^0(t) = \frac{1}{\sqrt{2}} \left[K_1^0(o) e^{-\Gamma_1 t/2} + K_2^0(o) e^{-\Gamma_2 t/2} \right]$$

$$\bar{K}^0(t) = \frac{1}{\sqrt{2}} \left[K_1^0(o) e^{-\Gamma_1 t/2} - K_2^0(o) e^{-\Gamma_2 t/2} \right]$$

The decay rates of K_1^0 and K_2^0 into the various channels are in general unequal. The lifetime of the K_1^0 is

$(0.87 \pm 0.02) \times 10^{-10}$ sec, that of the K_2^0 is 5.4×10^{-8} sec.⁴⁰

The decay into two pions, which is dominant by a factor of ~ 500 in K_1^0 decay, is forbidden by C.P. invariance to the K_2^0 , and this is the reason for the long lifetime of the K_2^0 . The experimental test for C.P. invariance is more sensitive than

importance in the understanding of the weak interaction, but the observed violation is not large enough to invalidate the arguments presented in the following for experiments of presently obtainable accuracy.

this. It is known that the branching ratio of the K_2^0 to two pions is less than 1/2 % (A. Michellini⁴⁷, Luers et al⁴⁵), so that $\Gamma_2(\pi^+\pi^-) / \Gamma_1(\pi^+\pi^-) < 10^{-5}$. (See, however, note on page 3).

B. $K \rightarrow 2\pi$

We have experimentally

$$\Gamma_1(\pi^+\pi^-) + \Gamma_1(\pi^0\pi^0) = (1.11 \pm 0.05) \times 10^{10} \text{sec}^{-1}$$

$$\Gamma_1(\pi^+\pi^-) / \Gamma_1(\pi^0\pi^0) = 2.33 \pm 0.07 \quad \text{a}$$

$$\Gamma_+(\pi^+\pi^-) = 1.5 \times 10^7 \text{sec}^{-1} \quad \text{b}$$

The K^+ decay rate to two pions is lower by a factor of approximately 700 than the K^0 two pion decay. This experimental fact prompted the postulate of the $\Delta I = 1/2$ rule (Pais⁵⁰). The $\Delta I = 1/2$ predictions are, remembering that the two pions must be in an S state because the K spin is zero and that the isotopic spin of the two pions must therefore be even, and because of the $\Delta I = 1/2$ rule, equal to zero:

$$\Gamma_1(\pi^+\pi^-) / \Gamma_1(\pi^0\pi^0) = 2.00$$

$$\Gamma_+(\pi^+\pi^0) = 0$$

The large suppression of the K^+ decay can then be understood in terms of the approximate validity of the $\Delta I = 1/2$ rule,

a Experimental results on this ratio have been summarized by Chretien et al²².

b Alexander et al³, Birge et al¹³, Roe et al⁵¹.

and the non-zero rate as a violation of the rule to the extent of an admixture of $\Delta I = 3/2$ and $5/2$ of the order of 5% in amplitude. This amount of admixture can also yield the small deviation of the experimental $\Gamma_1(\pi^+\pi^-) / \Gamma_1(\pi^0\pi^0)$ ratio from the expected ratio. The magnitude of the violation seems to be too large to be understandable as an electromagnetic effect.

$$c. \quad K^+ \rightarrow \mu^+ + \nu \quad \text{and} \quad K^+ \rightarrow e^+ + \nu$$

1. Relative Rates and the Form of the Lepton Current

The $K^+ \rightarrow \mu^+ + \nu$ decay accounts for 65% of charged K decay. The electron decay has not yet been found, but is at any rate weak: $\Gamma_+(e^+\nu) / \Gamma_+(\mu^+\nu) < .005$. The weakness of the electron decay finds its parallel in π -decay. The pion-electron decay is found to be 10,000 times weaker than the pion-muon decay, and the relative rates are accurately given by a lepton current of the form $\bar{u}_L \nu_\mu (1 + \nu_5) u_\nu$, which brings with it a factor m_L/m_π in the amplitude. Presumably this is also the explanation in the case of the kaon. The argument provides the most sensitive test presently available in strange particle decay for the absence of scalar, pseudoscalar and tensor lepton currents.

2. Polarization of the Muon

The helicity of the muon in K^+ decay must be the same as that in pion decay, if leptons are conserved. This is in agreement with the experiment of Coombes et al²⁴.

D. $K \rightarrow 3\pi$

We concern ourselves with the four reactions:^{*}

	<u>Reaction</u>	<u>Relative Phase Space</u>
a)	$K^+ \rightarrow \pi^+ \pi^- \pi^+$	1.000
b)	$K^+ \rightarrow \pi^+ \pi^0 \pi^0$	1.244
c)	$K_2^0 \rightarrow \pi^+ \pi^- \pi^0$	1.284
d)	$K_2^0 \rightarrow \pi^0 \pi^0 \pi^0$	1.566

For each reaction a distribution in two independent variables (two outgoing energies, two angles connecting outgoing tracks, etc.) can be tabulated. Study of reaction (a) and the analysis of Dalitz²⁸ led to the conclusion that the K^+ has zero spin and odd parity, and together with the $K^+ \rightarrow 2\pi$ decay which, with zero spin, must have even parity, led to the question of the conservation of parity. At present, interest centers on the validity of the $\Delta I = 1/2$ rule in relating processes (a) - (d).

The final state has many isotopic possibilities and the analysis is by no means trivial. Note, for example, that three different state of isotopic spin 1 are possible. The

* The decay rate of the K_1^0 into three pions is expected to be small if CP invariance is valid, since the decay is forbidden into pions of zero relative angular momentum and the barriers for the higher angular momentum states are expected to be large. This decay has not been found experimentally.

main arguments are due to Dalitz²⁹, Sawyer and Wali⁵³, and Weinberg⁶⁰. The relationships for the total rates, based on $\Delta I = 1/2$ (and in certain cases additional assumptions about the final state interactions) are:

- e) $\gamma_2(+0) = 2\gamma_+(+00)$
- f) $\gamma_2(000) = \gamma_+(+-) - \gamma_+(+00)$
- g) $\gamma_+(+-) = 4\gamma_+(+00)$

We have written a lower case γ for the square of the matrix element, or the rates divided by phase space, since phase space varies appreciably from reaction to reaction.

In addition, as Weinberg⁶⁰ has shown, linear relationships of the form

$$w(T) dT = \left(1 + \beta \frac{3T - Q}{m_k} \right) \phi(T) dt \quad (1)$$

for the energy spectra can be expected. Here T is the kinetic energy of one of the pions, Q is the total kinetic energy available to the pion system and $\phi(T)$ is phase space. The following relationships for the β coefficients can be expected if $\Delta I = 1/2$:

- h) $\beta_2^0(+0) = \beta_+^+(+00)$
- i) $\beta_+^+(+00) = -2\beta_+^-(+-)$
- j) $\beta_2^0(000) = 0$

The superscript is the charge of the pion.

In Table III, the observed rates, as well as the rates divided by the relative phase space factor are given. The results for relations (e), (f), (g) are given in Table IV. Relations (f) and (g) are in good agreement with the experiment, and relationship (e) is in error by two standard deviations.

The experimental data on the energy spectrum are the following: all experiments at present can be adequately analyzed in terms of the linear relation (1). As examples, we show in Fig. 1 the results of Ferro-Luzzi et al³³, and in Fig. 2 those of Kalmus et al⁴¹. The coefficients are given in Table V.

It can be seen that both relations (h) and (i) are consistent with the data. No data exist for relation (j), but this relations follows in any case from the identity of the pions.

E. Leptonic Decays, the $K_1 - K_2$ Mass Difference
and $\Delta S = \Delta Q$

1. Formulation

If $\Delta S = \Delta Q$, the transitions

$$\left. \begin{array}{l} \text{a) } K^0 \rightarrow \pi^- + L^+ + \nu \\ \text{b) } \bar{K}^0 \rightarrow \pi^+ + L^- + \nu \end{array} \right\} \text{amplitude} = 1$$

are allowed while the transitions

$$\begin{aligned}
 \text{c) } & K^0 \rightarrow \pi^+ + L^- + \nu && \text{amplitude} = x \\
 \text{d) } & \bar{K}^0 \rightarrow \pi^- + L^+ + \nu
 \end{aligned}$$

are forbidden. We assume CP invariance, so that x is real. If $\Delta S = \Delta Q$, $x = 0$. The time distribution of L^\pm decays, given a beam initially composed only of K^0 , will then be:

$$\begin{aligned}
 [L^\pm(t)] &= \frac{N^0 \Gamma_{2L}}{4} \left| \frac{(1+x)}{(1-x)} e^{-\Gamma_1 t/2} \pm e^{-\Gamma_2 t/2 + i\Delta m t} \right|^2 \\
 &= \frac{N^0 \Gamma_{2L}}{4} \left\{ \frac{(1+x)^2}{(1-x)^2} e^{-\Gamma_1 t} + e^{-\Gamma_2 t} \pm 2 \frac{(1+x)}{(1-x)} \cos(\Delta m t) e^{-(\Gamma_1 + \Gamma_2) t/2} \right\}
 \end{aligned}
 \tag{2}$$

where Γ_{2L} is the transition probability for K_2 lepton decay, N^0 is the total \bar{K}^0 flux and Δm is the mass difference between K_1 and K_2 . If the beam is initially \bar{K}^0 , the sign of the Δm term reverses. If the beam is initially an incoherent equal mixture of the two, the interference term containing Δm drops out.

2. Mass Difference

The strong and electromagnetic interactions, because they conserve strangeness, cannot produce a difference in the K_1^0 and K_2^0 masses. However, the weak interaction has non-vanishing matrix elements connecting the K^0 and \bar{K}^0 , and this results in the mixing which has already been discussed. It

also results in a removal of the mass degeneracy. The transition $K^0 \rightleftharpoons \bar{K}^0$ is of the type $|\Delta S| = 2$. If such transitions are allowed, the mass difference is expected to be of order of magnitude $\Delta m \simeq G m_K^3 \simeq 10^{19} \text{ sec}^{-1}$. This is a very large mass difference and is not observed. Such terms would also produce the transition $\Xi \rightarrow N + \pi$. If such terms are absent the process is expected to be of second order in G , and the mass difference may be expected to be of the order of $\Delta m \simeq G^2 m_K^5 \simeq 10^{11} \text{ sec}^{-1}$. This is comparable to the K_1^0 decay rate Γ_1 . It is customary to express Δm in units of Γ_1 .

The mass difference has been observed in experiments on the "regeneration" of K_1^0 mesons in the traversal of dense material by a beam of K_2^0 . The most recent result of this type (Christensen et al²³) is in agreement with the earlier results of Good et al³⁷, $|\Delta m/\Gamma_1| = 0.84 \pm 0.25$. Camerini et al²¹ study the time dependence of \bar{K}^0 type interactions (hyperon production) of neutral K's produced in charge exchange collisions of a K^+ beam, and therefore, initially K^0 . The K^0 's are produced, and the interactions observed in the heavy liquid bubble chamber. The time dependence is expected to be of the form (2) with $x = 0$ and the minus sign. On the basis of 122 interactions it is found that $|\Delta m|/\Gamma_1 = 1.9 \pm 0.3$. Aubert et al⁵ use the time distribution of leptonic decays described by form (3), and make the assumption (confirmed by experiment as will be detailed) that $\Delta S = \Delta Q$ and, therefore, that $x = 0$. The K^0 mesons are produced, again in the heavy liquid bubble chamber, in K^+ -nucleus collisions. On the basis of 102 observed electron and positron decays, it is concluded that $|\Delta m|/\Gamma_1 = 0.78 \pm 0.2$. There seems to

be a convergence of the results to a value of $\Delta m/\Gamma_1$ between 0.5 and 1. In any case, all experiments agree on the important point that the mass difference is of the order of the K_1^0 decay rate, and that there is no evidence for $|\Delta S| > 1$ currents.

3. $\Delta S = \Delta Q$

If the K beam is an incoherent mixture of K^0 and \bar{K}^0 , as is the usual experimental situation, and the time distribution of leptonic decays of either lepton charge is measured, we see from (2) that the interference term cancels and we find:

$$[L^+(t)] + [L^-(t)] = \frac{N^0 \Gamma_{2L}}{2} \left[\left(\frac{1+X}{1-X} \right)^2 e^{-\Gamma_1 t} + e^{-\Gamma_2 t} \right] \quad (3)$$

The expected time distribution is the sum of two exponentials with K_1^0 and K_2^0 lifetime. The initial decay rate is larger by the factor $\left(\frac{1+X}{1-X} \right)^2 + 1$ than that for intermediate times $\tau_1 \ll t \ll \tau_2$. If $\Delta S = \Delta Q$, $\alpha = \left(\frac{1+X}{1-X} \right)^2 = 1$. The distribution (4) has been studied by Ely et al³² in the heavy liquid chamber. K^0 's are produced in $K^+ + \text{nucleus}$ collisions and decays producing electrons or positrons observed by inspection on the basis of the characteristic behavior of slow electrons in the heavy liquid chamber. A large excess in the initial decay rate is observed on the basis of 28 events, corresponding to $\alpha = 12 \pm 6$. The probability that the

experimental result is compatible with $\Delta S = \Delta Q$ is given as less than 1%. This has spurred other attempts to confirm the result. The Columbia-Rutgers group (Kirsch et al⁴²) produces neutral K mesons in the annihilation of antiprotons in the liqued hydrogen bubble chamber. All V's are measured and leptonic decays selected kinematically. This technique requires much more measurement, since the leptonic decays account for only 1% of the observed K decays, but it has some substantial advantages. On the basis of 45 leptonic decays it is concluded that the time distribution is closely that expected on the basis of $\Delta S = \Delta Q$ (see Fig. 3). A best fit to (3) yields $\alpha = 0.85^{+1.7}_{-0.85}$, in disagreement with the earlier result. An experiment using essentially the same technique as Ely et al³², but more extensive and differing somewhat in the selection criteria for the events (Aubert et al⁵) gives a result also in agreement with $\Delta S = \Delta Q$ on the basis of 102 leptonic decays. A best fit yields $\alpha = 1.3^{+1.2}_{-0.7}$.

4. Dynamics of K-meson Leptonic Decay

(a) General Form. Assuming that the lepton current is local, the matrix element is of the form

$$m = G \sum F_j \bar{u}_L(p_L) O_j \left(\frac{1+\gamma_5}{\sqrt{2}} \right) u_\nu(p_\nu)$$

with the interaction $F_j O_j$ of the form

Scalar $m_k f_s(q^2)$

Vector $i \left[f_1(q^2) (P_k + P_\pi)_\alpha + f_2(q^2) (P_k - P_\pi)_\alpha \right] \gamma_\alpha$

Tensor $\left[f_T(q^2)/m_k \right] (P_{k\alpha} P_{\pi\beta}) (\gamma_\alpha \gamma_\beta - \gamma_\beta \gamma_\alpha)$

q is the momentum transfer to the leptons. $q = P_k - P_\pi$.

In the vector case, there are two independent terms. It should be noted that the term in f_2 can, with a simple transformation, be put into the form $G f_2(q^2) m_L \bar{u}_L \frac{(1+\gamma_5)}{\sqrt{2}} u_\nu$. It has become usual to write $\xi(q^2) = f_2/f_1$. Then the vector matrix element becomes:

$$M_V = i G m_k f_1(q^2) \bar{u}_L \left[\frac{(P_k + P_\pi)_\alpha}{m_k} \gamma_\alpha - i \xi(q^2) \frac{m_L}{m_k} \right] \frac{(1+\gamma_5)}{\sqrt{2}} u_\nu \quad (4)$$

In the case of the electron the ξ^2 term is negligible because of the smallness of the electron mass. In the case of the muon, the experimental problem becomes that of determining $f_1^2(q^2)$ and $\xi^2(q^2)$.

(b) $K \rightarrow e + \nu + \pi$. The experimental data indicate that the interaction form is vector, with a form factor which is nearly constant. In the experiment of Luers et al⁴⁵, 153 $K_2^0 \rightarrow e^\pm + \pi^\pm + \nu$ events in the H_2 bubble chamber were analyzed and found to be incompatible with a pure tensor interaction, compatible with a scalar interaction only if the form factor is assumed to vary by a factor greater than ten over the small

range in momentum transfer of the decay, but compatible with vector with constant f_1 . Brown et al¹⁷, and Jensen³⁹ analyze K^+ decays in the Xenon bubble chamber. The information in each event consists chiefly of the emission angles of the two photons from π^0 decay and the electron. It is found, on the basis of $\sim 400 K_{e3}^+$ decays, permitting the form factor to vary to give the best possible fit, that the data can fit a pure vector interaction with 50% probability, but that the best tensor and scalar fits have probabilities of less than 0.1%. The comparison of data for the π^0 opening angle in the case of constant form factor is given in Fig. 4.

(c) $K \rightarrow \mu + \nu + \pi$. The experimental data are consistent with universal coupling for electron and muon with pure vector interaction and $\xi(q^2)$ small, possibly zero.

Assuming vector interaction and universality, as well as negligible form factor variation in the small q^2 interval of this decay, (4) can be integrated to yield the ratio R of $K_{\mu 3}$ and $K_{e 3}$ total rates as a function of ξ :

$$R(\xi) = 0.65 + 0.124 \xi + 0.0190 \xi^2 . \quad (\text{Bisi et al}^{15}).$$

Shaklee et al⁵⁴ find $R = \frac{0.03 \pm 0.01}{0.046 \pm 0.003} = 0.65 \pm 0.2$, while Bisi et al¹⁵ find $R = 0.7 \pm 0.14$. These values are compatible with either $\xi \approx 0$ or $\xi \approx -6.5$. The spectrum in $K_{2\mu 3}^0$ has been studied by Abashian et al¹. On the basis of 2000

events obtained in a spark chamber arrangement, it is concluded that the interaction is vector, with $\xi = +1 \pm 1$ (another value of ξ , $\xi = -4 \pm 1$ is compatible with the data but incompatible with R). The comparison of the data with theoretical expectation is shown in Fig. 5.

The $K_{\mu 3}^+$ decay has been studied extensively by Bisi et al¹⁵, combining the use of the hydrogen chamber for the low momentum region with the heavy liquid chamber for the high momentum region. On the basis of ~ 1000 events, it is concluded that the data are consistent with the vector interaction with a small value of ξ (see Fig. 6). The best fit is with $\xi = -2$ but $\xi = 0$ cannot be excluded.

The polarization of the muon in $K_{\mu 3}^+$ decay has been studied by two groups and is also sensitive to ξ . Already the work of Smirnitsky and Weissenberg⁵⁵ indicated a small value of ξ . The recent work of Gidal et al³⁶ gives an average polarization of the muon of $\langle P_{\mu} \rangle = +0.74 \pm 0.16$ for the muon energy interval $38 < T_{\mu} < 96$ MeV. This corresponds to $\xi = -0.15 \pm 0.9$ (or -4.0 ± 0.8).

(d) K_{L3} Decay and the $\Delta I = 1/2$ Rule. If the $\Delta I = 1/2$ rule applies to the leptonic decays, then

$$\Gamma_{1L} = \Gamma_{2L} = 2\Gamma_{+L} \quad (5)$$

and of course, the form of the interaction must be the same for all decays. We have already seen in Sec. II, E-3, that the experimental evidence favors $\Gamma_{1L} = \Gamma_{2L}$. In the preceding

paragraphs we have seen that vector coupling with $\xi \approx 0$ is in agreement with the evidence for both K^+ and K_2^0 decay. It remains to compare the absolute rates. Until recently the data on the total decay rates were in disagreement with (5). (Alexander et al²). The discrepancy has however been removed with the appearance of new experimental results, especially also in the $K_{\mu 3}^+$ branching ratio. The results on the K^+ branching ratios are:

$$\begin{aligned} \Gamma_{+\mu 3} / \Gamma_+ &= 0.030 \pm 0.01 && \text{Xenon Chamber Shaklee et al } 54 \\ &= 0.035 \pm 0.003 && \text{H}_2 \text{ and Heavy Liquid Chamber} \\ &&& \text{Bisi et al } 15 \\ \Gamma_{+e 3} / \Gamma_+ &= 0.046 \pm 0.003 && \text{Xenon Chamber Shaklee et al } 54 \end{aligned}$$

These, combined with the K^+ lifetime, yield:

$$\begin{aligned} \Gamma_{+\mu 3} &= (2.78 \pm 0.25) \times 10^6 \text{ sec}^{-1} \\ \Gamma_{+e 3} &= (3.75 \pm 0.25) \times 10^6 \text{ sec}^{-1} \\ \Gamma_{+L 3} &= \Gamma_{+\mu 3} + \Gamma_{+e 3} = (6.53 \pm 0.35) \times 10^6 \text{ sec}^{-1} \end{aligned}$$

For the K_2^0 leptonic decays, the results are the following:

(a) A recent direct determination of the total leptonic decay in the hydrogen chamber yields $\Gamma_{+L} = (11.9 \pm 1.5) \times 10^6 \text{ sec}^{-1}$ (Kirsch et al⁴³). (b) Luers et al⁴⁵ find for the ratio of leptonic K_2 decays to all charged K_2 decays to be

$$\begin{aligned} \Gamma_{2e 3} / \Gamma_{2(\text{charged})} &= 0.487 \pm 0.05 \\ \Gamma_{2\mu 3} / \Gamma_{2(\text{charged})} &= 0.356 \pm 0.07 \end{aligned}$$

The neutral K_2^0 decays are probably almost entirely three π^0 decays. For these Anikina et al⁴ find the branching ratio

$$\Gamma_{2(\pi^0\pi^0\pi^0)} / \Gamma_{2(\text{all charged})} = 0.38 \pm 0.07 .$$

These measurements combined with the K_2^0 lifetime of $(5.4 \pm 0.5) \times 10^{-8} \text{sec}$ ⁴⁰ give the following decay rates

$$\Gamma_{2e3} = 6.5 \pm 1.0 \times 10^6 \text{ sec}^{-1}$$

$$\Gamma_{2\mu3} = 4.8 \pm 1.0 \times 10^6 \text{ sec}^{-1}$$

$$\Gamma_{2L} = 11.3 \pm 1.3 \times 10^6 \text{ sec}^{-1}$$

All results agree with the $\Delta I = 1/2$ rule predictions.

(e) K_{e4} Decays. The K decays into leptons and two pions afford a convenient test of the $\Delta S = \Delta Q$ rule. The decay

i) $K^+ \rightarrow \pi^+ + \pi^- + e^+ + \nu$ is allowed, while the decay

ii) $K^+ \rightarrow \pi^+ + \pi^+ + e^- + \bar{\nu}$ is forbidden. The muon decays have not been seen. They are expected to be rare because the phase space is small. Two experiments have been performed^{14,11,12} both in the heavy liquid bubble chamber. To date approximately 75 decays of type (i) have been observed, and no examples of the forbidden decay (ii) have been found in agreement with $\Delta S = \Delta Q$.

This corresponds to an upper limit for the ratio of the amplitude of the $\Delta S = -\Delta Q$ transition $x < 0.2$ with 95% confidence. The branching ratio for K_{e4} decay relative to all K^+ decay,

$$R_{e4} = (4.3 \pm 0.9) \times 10^{-5}. \quad (\text{Birge et al}^{12})$$

III. HYPERON DECAYS

A. Non-Leptonic Decays and the $\Delta I=1/2$ Rule

1. General

There are seven known hyperons: Λ^0 ; Σ^+ , Σ^0 , Σ^- ; Ξ^0 , Ξ^- ; and Ω^- . The Σ^0 decays electromagnetically to the Λ^0 ; the decay is not through the weak interaction and will not be considered here. The others all have decays of the form hyperon \rightarrow pion + baryon, and these decays dominate by factors of the order of 10^3 the leptonic modes which are considered later. The baryons, to the extent to which it is known, all have spin one-half (the Ξ spin is not yet certain, although likely to be one-half, the Ω^- spin is unknown) so that the final state is a mixture of $s_{\frac{1}{2}}$ and $p_{\frac{1}{2}}$. The decay is described by the distributions in the final momentum and polarization vectors \vec{q} and \vec{P}_B in terms of the initial polarization \vec{P}_Y . This can be done with the help of the three parameters α , β and γ , of which two are independent.

$$I(\hat{q}) = 1 + \alpha \vec{P}_Y \cdot \hat{q}$$

$$\vec{P}_B = [(\alpha + \vec{P}_Y \cdot \hat{q})\hat{q} + \beta \vec{P}_Y \times \hat{q} + \gamma \hat{q} \times (\vec{P}_Y \times \hat{q})] / (1 + \alpha \vec{P}_Y \cdot \hat{q})$$

The parameters α , β and γ are related to the relative amplitudes and phases of the s and p waves:

$$\alpha = \frac{2\text{Re } S p^*}{(S)^2 + (p)^2}; \quad \beta = \frac{2\text{Im } S p^*}{(S)^2 + (p)^2}; \quad \gamma = \frac{(S)^2 - (p)^2}{(S)^2 + (p)^2}$$

so that $\alpha^2 + \beta^2 + \gamma^2 = 1$.

If time reversal invariance holds, the difference between the S and p wave phases can be shown to be equal to the difference in the corresponding pion-baryon scattering phase shift.

The experimental problem reduces to the determination of the decay rates, and the correlation coefficients α , β and γ . The latter can be obtained by studying the angular distribution and polarization of the baryon for a polarized sample of hyperons. $\alpha \vec{P}_Y$ is obtained from the anisotropy of the decay momentum vector with respect to the production plane normal. α itself can be obtained by measuring the helicity of the emitted baryon. β can be determined by studying the component of the baryon polarization in the direction normal to both the production plane and the decay momentum. γ is a measure of the relative amount of S and p wave; $\gamma = +1$ for pure S wave and $\gamma = -1$ for pure p wave.

2. Λ^0 Decay

a. Branching ratio. The experimental data were recently compiled by Chretien et al ²² who find

$$\frac{R_{\Lambda \rightarrow \pi^- + p}}{R_{\Lambda \rightarrow \pi^0 + n}} = \frac{66.5 \pm 0.6}{33.5 \pm 0.6} = 1.98 \pm 0.06 .$$

The $\Delta I = 1/2$ rule prediction is $2 \times \frac{\phi_{\pi^- p}}{\phi_{\pi^0 n}} = 1.9$.

b. Correlations. The most accurate and extensive measurements are due to Cronin and Overseth²⁷ who measured angular correlations for polarized Λ 's produced in π^-p collisions. The polarization of the decay protons was analyzed by measuring the right-left asymmetry of their scatterings in the carbon plates of a spark chamber. It is found that

$$\begin{aligned}\alpha &= +0.62 \pm 0.07 \\ \beta &= +0.18 \pm 0.24 \\ \gamma &= 0.78 \pm 0.06 \\ |P|/|S| &= \begin{array}{l} 0.36 + 0.05 \\ - 0.06 \end{array}\end{aligned}$$

The measured value of β can be compared to the value $\beta = 0.08$, which is expected on the basis of the known pion nucleon phase shifts and the measured value of α .

The parameters for the decay $\Lambda \rightarrow \pi^0 + n$ are expected to be the same if the $\Delta I = 1/2$ rule is valid. Measurements exist for $\alpha\bar{P}$ of a set of Λ 's produced in π^+d collisions. Cork et al²⁵ find

$$\begin{aligned}\bar{P}\alpha &= +0.55 \pm 0.06 && \text{for } \Lambda^0 \rightarrow \pi^- + p \\ \text{and } \bar{P}\alpha &= +0.60 \pm 0.13 && \text{for } \Lambda^0 \rightarrow \pi^0 + n .\end{aligned}$$

3. Σ Decay and the $\Delta I=1/2$ Rule

There are three decays:

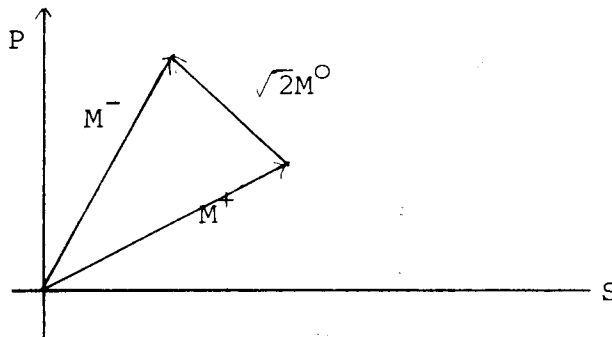
$$\begin{aligned}\Sigma^+ &\rightarrow \pi^+ + n ; & M^+ \\ \Sigma^+ &\rightarrow \pi^0 + p ; & M^0 \\ \Sigma^- &\rightarrow \pi^- + n ; & M^-\end{aligned}$$

The matrix elements M^+ , M^0 and M^- for these decays are related by the $\Delta I=1/2$ rule. The relations are easily derived if it is assumed that the Σ 's combine with a "spurion" and that isotopic spin is conserved in the transition to the pion and proton.

The "spurion" is defined as a particle of zero energy and momentum and spin, has isotopic spin one-half, and in these reactions, $I_z = 1/2$. The matrix elements can then be written in terms of the isotopic spin of the final state:

$$\begin{aligned} M^- &= M_{3/2} \\ M^+ &= (1/\sqrt{3})M_{3/2} + (2/\sqrt{3})M_{1/2} \\ M^0 &= (2/\sqrt{3})M_{3/2} - (1/\sqrt{3})M_{1/2} \end{aligned}$$

From these the triangular relation $M^- - M^+ = \sqrt{2} M^0$ follows. The relative phases of $M_{1/2}$ and $M_{3/2}$ is small, since the pion nucleon phase shifts are small at this energy. If the relative phase is assumed zero, the triangular relation can be visualized in a plot in which one axis represents the S-wave amplitude and a perpendicular axis represents the p-wave amplitude. M^- , M^+ and $\sqrt{2} M^0$ form a triangle on this plot.



Without the $\Delta I=1/2$ rule there are six independent quantities: Γ^+ , Γ^- , Γ^0 and α^+ , α^- , α^0 (the β 's follow then from the pion nucleon phase shifts, and the absolute values of γ follows from the relations $\alpha^2 + \beta^2 + \gamma^2 = 1$).

With the $\Delta I=1/2$ rule there are four independent parameters, $S_{1/2}$, $P_{1/2}$, $S_{3/2}$ and $P_{3/2}$, so that the Γ 's and α 's are over-determined by two. The question of the validity of $\Delta I=1/2$ in these processes was recently raised by Tripp et al⁵⁹ and reexamined by Franzini and Zanello.³⁴

The experimental data are:

$$\begin{array}{rcl}
 \tau_{\Sigma^+} & \left\{ \begin{array}{l} 0.82 \quad +0.1 \\ \quad \quad -0.08 \end{array} \right. & \text{(a)} \\
 & \left\{ = \begin{array}{l} 0.765 \pm 0.04 \end{array} \right. & \text{(b)} \\
 \tau_{\Sigma^-} & \left\{ \begin{array}{l} 1.75 \quad +0.39 \\ \quad \quad -0.30 \end{array} \right. & \text{(a)} \\
 & \left\{ = \begin{array}{l} 1.58 \pm 0.06 \end{array} \right. & \text{(b)} \\
 \frac{R_{\Sigma^+ \rightarrow n+\pi^+}}{R_{\Sigma^+ \rightarrow p+\pi^0}} & \left\{ \begin{array}{l} 1.00 \pm 0.06 \\ 0.96 \pm 0.05 \end{array} \right. & \begin{array}{l} \text{(a)} \\ \text{(b)} \end{array} \\
 \alpha^+ & \left\{ \begin{array}{l} +0.20 \pm 0.24 \\ +0.03 \pm 0.08 \end{array} \right. & \begin{array}{l} \text{(d)} \\ \text{(c)} \end{array} \\
 \alpha^0 & \left\{ \begin{array}{l} +0.90 \pm 0.25 \\ +0.73 \quad +0.16 \\ \quad \quad -0.11 \end{array} \right. & \begin{array}{l} \text{(d)} \\ \text{(e)} \end{array} \\
 \alpha^- & = +0.16 \pm 0.21 & \text{(d)}
 \end{array}$$

-
- (a) Barkas et al⁸
 - (b) Humphrey and Ross³⁸
 - (c) Cork et al²⁵
 - (d) Tripp et al⁵⁹
 - (e) Beall et al⁹

This can be fitted within the $\Delta I = 1/2$ frame with

$$S_{1/2} = (-0.75 \pm 0.025) \times 10^{-13}$$

$$P_{1/2} = (0.25 \pm 0.03) \times 10^{-13}$$

$$S_{3/2} = (0.03 \pm 0.03) \times 10^{-13}$$

$$P_{3/2} = (-0.47 \pm 0.01) \times 10^{-13}$$

or alternatively, a set in which the roles of S and P waves are exchanged. The fit has a χ^2 of 3.3 where one would normally expect $\chi^2 \sim 2$ corresponding to the two constraints. The fit, although poorer than normal is only a weak indication that perhaps the $\Delta I=1/2$ rule is inadequate at the present level of experimental precision. The amplitudes $M_{1/2}$ and $M_{3/2}$ correspond to a Σ^- decay which is within experimental error pure P wave and $\Sigma^+ \rightarrow \pi^+$ decay which is pure S wave or vice versa.

4. $\Sigma^+ \rightarrow p + \gamma$

This decay has recently been investigated by Nauenberg^{49a}. The branching ratio relative to all Σ^+ decays is

$$\frac{R(\Sigma^+ \rightarrow p + \gamma)}{R(\Sigma^+ \rightarrow \text{anything})} = 0.13 \pm 0.04$$

5. Ξ Decays: $\Xi^- \rightarrow \pi^- + \Lambda^0$ and $\Xi^0 \rightarrow \pi^0 + \Lambda^0$

There has been a large improvement in the experimental knowledge of Ξ decay in the last year or two; however, little of this is published. The data were summarized by Ticho at the BNL Weak Interaction Conference of 1963.⁵⁸ The following groups contributed:

- (a) CERN: H. Schneider, Physics Letters 4, 360 (1963)
- (b) LRL: Alvarez, Berge, Hulbard, Kalbfleisch, Shafer, Solmits, Stevenson, Wojcicki
- (c) EP: Junean, Morellet, Nguyen Kae, Petian, Rousset, Bingham, Cundy, Koch, Ronue, Sletten, Stannard, Scarr, Sparrow, Wilson, Halsteinslid, Møllernd

- (d) UCLA: Carmony, Pjerron, Schlein, Slater, Stork, Ticho
 (e) BNL: Bertanza, Brisson, Cermolly, Harl, Mittra,
 Moneti, Rau, Samios, Skillicorn, Yamamoto,
 Goldberg, Gray, Leitner, Lichtman, Wertgard,
 Phys. Rev. Letters 9, 229 (1962).

The published references refer to earlier publications of the same group, but typically the data made available to the summary were more extensive. Results from a total of 2167 Ξ^- decays and 207 Ξ^0 decays were compiled.

a. Meanlives. The Ξ^- meanlife is obtained without problem. The results of all groups agree and give a best value $\tau_{\Xi^-} = 1.76 \pm 0.05 \times 10^{-10}$ sec .

The Ξ^0 meanlife is troublesome because the decay point (a neutral particle decaying to neutral particles) is in general poorly established. The results of the three groups reporting on the lifetime differ somewhat:

<u>Group</u>	<u>$\tau \times 10^{-10}$ sec</u>	<u>No. of Events</u>
LRL	2.42 $\begin{smallmatrix} +0.31 \\ -0.24 \end{smallmatrix}$	91
UCLA	3.5 $\begin{smallmatrix} +0.9 \\ -0.7 \end{smallmatrix}$	54
EP	3.8 $\begin{smallmatrix} +1.0 \\ -0.65 \end{smallmatrix}$	24

Combining and weighting according to the number of events, $\tau_{\Xi^0} = 2.96 \pm 0.5$. The ratio $\tau_{\Xi^0}/\tau_{\Xi^-}$ is expected to be two if the $\Delta I=1/2$ rule is valid. Experimentally, $\tau_{\Xi^0}/\tau_{\Xi^-} = 1.68 \pm 0.3$, so that the agreement of $\Delta I=1/2$ with experiment is as good as can be expected.

b. Correlation Coefficients. The decay of the Ξ lends itself particularly well to this study, because the polarization of the Λ^0 can be directly observed from the distribution in the Λ decay pion. Using $\alpha=0.62\pm 0.07$ and combining the available data, Ticho finds $\alpha_{\Xi^-} = -0.48\pm 0.05$, $\beta_{\Xi^-} = +0.20\pm 0.17$, $\gamma_{\Xi^-} = +0.85\pm 0.04$.

In the $\Delta I=1/2$ rule, the coefficients in Ξ^0 decay are expected to be the same. Experimentally, only the value of α exists. Combining the results of three groups reported by Ticho according to the number of events reported, $\alpha_{\Lambda} \alpha_{\Xi^0} = -0.15\pm 0.14$, so that $\alpha_{\Xi^0} = -0.24\pm 0.23$. Again there is no evidence for violation of the $\Delta I = 1/2$ rule.

B. Leptonic Hyperon Decays

1. Decay Rates

The following table gives results presently available for the hyperon leptonic branching ratios:

<u>Decay</u>	<u>Method</u>	<u>Branching Ratio</u>	<u>Reference</u>
$\Lambda^0 \rightarrow e^- + p + \nu$	HLBC	$(0.82\pm 0.13) \times 10^{-3}$	Ely et al ³¹
	HLBC	$(0.78\pm 0.12) \times 10^{-3}$	Baglin et al ⁶
	HBC	$(1.55\pm 0.34) \times 10^{-3}$	Lind et al ⁴⁴
$\Lambda \rightarrow \mu^- + p + \nu$	HBC	$(0.14\pm 0.06) \times 10^{-3}$	Lind et al ⁴⁴
$\Sigma^- \rightarrow e^- + n + \nu$	HBC	$(1.37\pm 0.34) \times 10^{-3}$	Nauenberg et al ⁴⁹
	HBC	$(1.4 \pm 0.3) \times 10^{-3}$	Courant et al ²⁶
	HLBC	$(1.0^{+0.4}_{-0.3}) \times 10^{-3}$	C.T.Murphy ⁴⁸
$\Sigma^- \rightarrow \mu^- + n + \nu$	HBC	$(0.66\pm 0.15) \times 10^{-3}$	Courant et al ²⁶
$(\Gamma_{\Sigma^+ \rightarrow \text{lept}}) / (\Gamma_{\Sigma^- \rightarrow \text{lept}})$	HBC	< 0.15 80% cons	Nauenberg et al ⁴⁹
		< 0.12 80% cons	Courant et al ²⁶
		< 0.4	C.T.Murphy ⁴⁸
$\Sigma^- \rightarrow \Lambda^0 + e^- + \nu$	HBC	$(0.74\pm 0.2) \times 10^{-4}$	CERN ⁶¹ and Columbia ^{23a}
$\Sigma^+ \rightarrow \Lambda^0 + e^+ + \nu$	HBC	$(0.4 \pm 0.2) \times 10^{-4}$	CERN ⁶¹ and Columbia ^{23a}
$\Xi^- \rightarrow \Lambda + e^- + \nu$		$(3 \pm 1.7) \times 10^{-3}$	Ticho ⁵⁸
$\Xi^0 \rightarrow \Sigma^\pm + e^\mp + \nu$		$< 10^{-3}$	Ticho ⁵⁸

The combined results are the following:

<u>Decay</u>	<u>Branching Ratio</u>	<u>Decay Prob. (sec⁻¹)</u>	<u>Relative Phase Space</u>
$\Lambda \rightarrow e^- + p + \nu$	$(0.83 \pm 0.05) \times 10^{-3}$	3.3×10^6	1.60
$\Lambda \rightarrow \mu^- + p + \nu$	$(0.14 \pm 0.06) \times 10^{-3}$	0.56×10^6	0.174
$\Sigma^- \rightarrow e^- + n + \nu$	$(1.32 \pm 0.2) \times 10^{-3}$	8.2×10^6	9.22
$\Sigma^- \rightarrow \mu^- + n + \nu$	$(0.66 \pm 0.15) \times 10^{-3}$	4.1×10^6	3.14
$\Sigma^+ \rightarrow \text{lept}$	$< 0.1 \times 10^{-3}$	10^6	11.0
$\Sigma^- \rightarrow \Lambda^0 + e^- + \nu$	$(0.74 \pm 0.2) \times 10^{-4}$	0.46×10^6	0.0416
$\Sigma^+ \rightarrow \Lambda^0 + e^+ + \nu$	$(0.4 \pm 0.2) \times 10^{-4}$	0.5×10^6	0.0250
$\Xi^- \rightarrow \Lambda^0 + e^- + \nu$	$(3 \pm 1.7) \times 10^{-3}$	17×10^6	3.18
$\Xi^0 \rightarrow \Sigma^\pm + e^\mp + \nu$	$< 10^{-3}$	$< 3 \times 10^6$	0.277

The phase space figures are appended for comparison. The ratios of muon to electron decay seem to be, at least within the limited accuracy of these experiments, given by phase space; on the other hand the matrix element squared for Λ decay is larger than that for strangeness changing Σ^- decay by about a factor of two. Σ^+ leptonic decay is inhibited, presumably on the basis of the $\Delta S = \Delta Q$ rule which will be discussed below. The strangeness conserving decay $\Sigma \rightarrow \Lambda + e^- + \nu$ is relatively more rapid than the strangeness violating decays by a factor of about ten.

2. $\Delta S = \Delta Q$ Rule

The decays $\Sigma^+ \rightarrow e^+ (\mu^+) + n + \nu$ are forbidden by this rule, while the corresponding Σ^- decays are allowed. The observed Σ^+ rate is lower by at least a factor of ten, in agreement with the rule. A possible violation of the rule, larger than the extremely small violations ($\sim G^4$) expected in the second order of the weak interaction, is however of considerable theoretical interest. There are two events reported in the literature which violate this rule; one by Barbaro-Galitieri et al⁷ is a possible example of the decay $\Sigma^+ \rightarrow \mu^+ + n + \nu$ and one by Nauenberg et al⁴⁹ is a possible example of the decay $\Sigma^+ \rightarrow e^+ + n + \nu$.

The event of Nauenberg et al has a probability of 1% of being interpretable as background, while that of Barbaro-Galitieri was originally quoted as having a probability of 10^{-5} of being interpretable in terms of other processes. Since that time, however, the number of Σ^+ decays which have been investigated for this decay has increased by a factor of 10^3 , so that in any case this probability must also be increased to the order of 1%. At this time the bulk of the evidence, also in the decay $K \rightarrow 2\pi + L + \nu$ and the K^0 decay is in favor of $\Delta S = \Delta Q$. A reasonable upper limit, combining all experimental results, for the $\Delta S = \Delta Q$ currents would seem to be of the order of 10%.

3. Decay Spectra and Form of the Interaction

a. $\Lambda^0 \rightarrow p + e^- + \nu$. The 100 events of Baglin et al⁶ have been compared with the expectations of the theory assuming constant form factors for the possible interaction invariants which might be dominant. The Λ 's here are unpolarized and two distributions were prepared: the distribution in the transverse proton momentum (the longitudinal component has an experimental ambiguity), and the distribution in the $e-\nu$ angle. The latter is not free from ambiguity since in general for each measured event there are two possible neutrino directions, and both are used. The observed distributions are in substantial disagreement with pure scalar or vector, but can be fitted with pure axial vector, pure tensor or a mixture of V and A.

The experiment of Lind et al⁴⁴, using polarized Λ , is sensitive to the V-A interference, and despite the fact that there are few (22) events, can yield both the sign and approximate ratio of the admixture, assuming the other interactions are not present. This experiment, as quoted by Bingham¹⁰, yields the result: $A = (0.9 \pm 0.4) V$.

A recent experiment by Rubbia et al⁵² uses spark chamber techniques to study the correlation of the decay electron momentum and Λ^0 polarization for a sample of Λ 's produced in π^- Be collisions. The polarization of these Λ 's is measured to be 0.68 ± 0.1 . On the basis of 102 events which show no correlation, the decay interaction is either pure V, or $V - (0.8 \pm 0.3)A$, assuming that the interaction is a VA mixture.

b. $\Sigma^\mp \rightarrow \Lambda + e^\mp + \nu$. In the experiments of the CERN⁶¹ and Columbia^{23a} groups of K^- mesons stopped in the hydrogen chamber, 22 examples of this strangeness conserving decay have been found. The data on the rates are summarized in Table VI. The experimental accuracy is so poor at this stage, that the remark may be premature, but it should be kept in mind that if $\Delta I = 1$ for the strongly interacting particle current, the two matrix elements are expected to be the same, and phase space then favors the Σ^- decay over the Σ^+ decay by the factor 1.67.

The $\Sigma^\pm \rightarrow \Lambda$ decay is interesting from a theoretical point of view and has been discussed by Cabibbo and Gatto²⁰, Dreitlein and Primakoff³⁰, and Cabibbo and Franzini¹⁹. Assuming again

a leptonic current of the $\gamma_\mu(1+\gamma_5)$ form, the baryon current has the form

$$\langle \Lambda | J_\mu^\gamma | \Sigma^- \rangle = \bar{u}_\Lambda [a(q^2)\gamma_\mu + b(q^2)\sigma_{\mu\nu}q_\nu + b'(q^2)q_\mu] u_{\Sigma^-}$$

$$\langle \Lambda | J_\mu^\Lambda | \Sigma^- \rangle = \bar{u}_\Lambda [c(q^2)\gamma_\mu + d(q^2)\sigma_{\mu\nu}q_\nu + d'(q^2)q_\mu] \gamma_5 u_{\Sigma^-}$$

The terms in q_ν , (b , b' , d , d') are expected to be ignorable since the momentum q_ν is less than 70 MeV. The a term is expected to be zero in the conserved vector current theory. We, therefore, expect a distribution dominated by the axial vector c term. The distributions in the Λ^0 momentum are very different for the a and c terms. The experiment favors c over a and therefore A over V (see Fig. 7) by a factor of about 30, in agreement with the expectations based on CVC.

$$c. \quad \Xi^- \rightarrow \Lambda^0 + e^- + \nu$$

$$\Xi^0 \rightarrow \Sigma^\pm + e^\mp + \nu. \quad \text{Three examples of } \Xi^- \text{ leptonic}$$

decay are reported by Bingham¹⁰ in a compilation of all results to yield a branching ratio of $2.4 \pm 1.4 \times 10^{-3}$, and a decay probability of $\Gamma_{\Xi^- \rightarrow \Lambda^0 + e^- + \nu} = (1.4 \pm 0.8) \times 10^6 \text{ sec}^{-1}$.

The data relevant to Ξ^0 β decay have been compiled by Ticho.⁵⁸

The effective sample of Ξ^0 decays in which such decays would have been seen is 325 for the decay $\Xi^0 \rightarrow \Sigma^+ + e^- + \nu$ and 400 for the decay $\Xi^0 \rightarrow \Sigma^- + e^+ + \nu$. No decays of either type have been seen.

4. Comparison of the Cabibbo Model for Leptonic Decays
with the Experimental Results

Cabibbo¹⁸ has put forward a model in which the currents of the strongly interacting particles transform under SU_3 as the members of an octet. With the additional assumptions that the currents are linear combinations of vector and axial vector, and that the sum of the squares of the vector parts of the $\Delta S = 0$ and $\Delta S = \Delta Q$ currents is equal to the square of the vector part of μ decay current, several relations between various decay processes can be written. In this model, the properties (rates and correlations) of the hyperon leptonic decays, as well as the axial vector to vector ratio of neutron decay and the ratio of $K_{\mu 2}$ decay to $\pi_{\mu 2}$ decay can be given in terms of three arbitrary real parameters, in addition to an overall coupling constant.

The relations are well satisfied by the presently available data, in fact in more than one way. A least squares analysis to the data has just been performed by Willis et al⁶¹. The best fit is obtained with the Cabibbo parameters¹⁸ $\theta = 0.264$, $F = 0.437$, $D = 0.742$, giving a probability for the fit of 45%. The solution also predicts the A-V ratio for the hyperon decays. In $\Lambda \rightarrow e^-$ decay the predicted ratio is -0.7 , in agreement with the observed value of -0.8 ± 0.3 .⁵² In $\Sigma^- \rightarrow e^-$ decay, for which there are at present no experimental results, this solution predicts the ratio $A/V \cong +0.3$.

IV. SUMMING UP

While no general, well-established theoretical model for the decays of strange particles exists, the following points can be made:

(1) The $\Delta I = 1/2$ rule has been checked in the case of the decays:

$$\Lambda \rightarrow \pi + N$$

$$\Sigma \rightarrow \pi + N$$

$$K \rightarrow \pi + \pi$$

$$K \rightarrow \pi + \pi + \pi$$

$$K \rightarrow L + \nu + \pi$$

and is in good agreement both in the case of leptonic and non-leptonic decay, with the exception of a violation in amplitude of approximately 5% in the $K \rightarrow 2\pi$ decay.

(2) The $\Delta S = \Delta Q$ rule is at least approximately valid. It is checked in the decays:

$$K_2 \rightarrow L + \pi + \nu$$

$$\Sigma \rightarrow L + \pi + \nu$$

$$K \rightarrow 2\pi + e + \nu$$

and the violating amplitudes are at most of the order of 20%.

(3) The strangeness change is at most 1. $|\Delta S| \leq 1$.

(4) The lepton current for all leptonic decays is compatible with the form:

$$\bar{u}_L \gamma_\mu (1 + \gamma_5) u_\nu + c, c,$$

(5) The Cabibbo scheme based on SU_3 shows promise of being able to relate the various leptonic decay processes of strongly interacting particles.

REFERENCES

- ¹ A. Abashian, R.J. Abrams, D.W. Carpenter, G.P. Fisher, B.M.K. Nefkeus, J.H. Smith, preprint of report for Dubna Conference, 1964.
- ² G. Alexander, S.P. Almeida, F.S. Crawford, Jr., Phys. Rev. Letters 9 69 (1962).
- ³ G. Alexander, R.H.W. Johnston, C. O'Ceallaigh, Nuovo Cimento 6 478 (1957).
- ⁴ M.H. Anikina, M.S. Zhuravleva, D.M. Kotliarevsky, Z.S. Mandyavidze, A.M. Mestriviriskvili, D. Neagu, E.O. Okonov, N.S. Petrov, A.M. Rosanova, V.A. Rusakov, G.G. Tachtamishev, L.V. Chekhaidze, Proceedings of the International Conference of High Energy Physics, CERN, Geneva, 1962, 452.
- ⁵ B. Aubert, L. Behr, J.P. Lowys, P. Mittner, C. Pascuad, Physics Letters 10 215 (1964).
- ⁶ C. Baglin, V. Brisson, A. Rousset, J. Six, H.H. Bingham, M. Nikolic, K. Schultze, C. Henderson, D.J. Miller, F.R. Stannard, R.T. Elliott, L.K. Rangan, A. Haatutt, K. Myklebost, CERN Report / TC / Physics 64-12, 16/4/1964.
- ⁷ A. Barbaro-Galtieri, W.H. Barkas, H.H. Meckman, J.W. Patrick, F.M. Smith, Phys. Rev. Letters 9 26 (1962).

- ⁸ W.H. Barkas, J.N. Dyer, C.J. Mason, N.A. Nickols, F.M. Smith,
Phys. Rev. 124 1,209 (1961).
- ⁹ E.F. Beall, B. Cork, D. Keefe, P.G. Murphy, W.A. Wenzel,
Phys. Rev. Letters 8 75 (1962).
- ¹⁰ H.H. Bingham, CERN Report / TC / Physics 64-13, 29/4/1964.
- ¹¹ R.W. Birge, R.P. Ely, G. Gidal, G.E. Kalmus, A. Kerman,
W.M. Powell, U. Camerini, W.F. Fry, S. Gaidos, R.H. March,
S. Natili, Phys. Rev. Letters 11 35 (1963).
- ¹² R.W. Birge, R.P. Ely, G. Gidal, G.W. Kalmus, A. Kerman,
W.M. Powell, U. Camerini, W.F. Fry, J. Gaidos, D. Murphree,
C.T. Murphy, UCRL-11549.
- ¹³ R.W. Birge, D.H. Perkins, J.R. Peterson, D.H. Stork,
M.N. Whitehead, Nuovo Cimento 4 834 (1956).
- ¹⁴ V. Bisi, G. Borreani, R. Cester, A. Debenedetti, M.I. Ferrero,
G.M. Garelli, A. Marzari-Chiesa, B. Quassiati, G. Rinaudo,
A. Trabucco, M. Vigone, A.E. Werbrouch, Phys. Rev. Letters
10 498 (1963).
- ¹⁵ V. Bisi, G. Borreani, R. Cester, A. Debenedetti, M.I. Ferrero,
G.M. Garelli, A. Marzari-Chiesa, B. Quassiati, G. Rinaudo,
A. Trabucco, M. Vigone, A.E. Werbrouch, Phys. Rev. Letters
12 490 (1964).
- ¹⁶ S. Bjorklund, E.L. Koller, S. Taylor, Phys. Rev. Letters
4 424 and 475 (1960).

- 17 J.L. Brown, J.A. Kadyk, G.H. Trilling, R.T. Van de Walle, B.P. Roe, D. Sinclair, Phys. Rev. Letters 7 423 (1961).
- 18 N. Cabibbo, Phys. Rev. Letters 10 531 (1963).
- 19 N. Cabibbo, P. Franzini, Physics Letters 3 217 (1963).
- 20 N. Cabibbo, R. Gatto, Nuovo Cimento 15 159 (1960).
- 21 U. Camerini, W.F. Fry, J.A. Gaidos, H. Huzita, S. Natali, R.B. Willman, R.W. Birge, R.P. Ely, W.M. White, Phys. Rev. 128 362 (1962).
- 22 M. Chretien, V.K. Fischer, H.R. Crouch, Jr., R.E. Lanai, Jr., J.T. Massimo, A.M. Shapiro, J.P. Averell, A.E. Brenner, D.R. Firth, L.G. Hyman, M.E. Law, R.H. Milvurn, E.E. Ronat, K. Strauch, J.C. Street, J.J. szymanski, L. Guerriero, L.A. Pless, L. Rosenson, G.A. Salandin, Phys. Rev. 131 2,208 (1963).
- 23 J.H. Christensen, J.W. Cronin, V.L. Fitch, R. Turley, Conference on Fundamental Aspects of Weak Interaction, Brookhaven National Laboratory, Upton, New York (1963).
- 23^a Columbia-Rutgers Bubble Chamber Group, to be published.
- 24 C.A. Coombes, B. Cork, W. Galbraith, G.L. Lambertson, W.A. Wentzel, Phys. Rev. 108 1,348 (1957).
- 25 B. Cork, L. Kerth, W.A. Wenzel, J.W. Cronin, R.L. Cool, Phys. Rev. 120 1,000 (1960).

- 26 H. Courant, H. Filthuth, R.G. Glasser, A. Minguzzi-Ranzi, A. Segar, W. Willis, R.A. Burnstein, T.B. Day, A.J. Herz, B. Kehoe, B. Sechi-Zorn, N. Seeman, G.A. Snow, Proceedings of the Sienna International Conference on Elementary Particles 1 15 (1963).
- 27 J.W. Cronin, O.E. Overseth, Phys. Rev. 129 1,795 (1963).
- 28 R.H. Dalitz, Phil. Mag. 44 1,068 (1954).
- 29 R.H. Dalitz, Proc. Phys. Soc.(London) A69 527 (1956).
- 30 J. Dreitlein, H. Primakoff, Phys. Rev. 125 1,671 (1962).
- 31 R.P. Ely, G.Gidal, G.E. Kalmus, L.O. Oswald, W.S. Singleton, F.W. Bullock, C. Henderson, D. Miller, F.R. Stannard, Phys. Rev. 131 868 (1963).
- 32 R.P. Ely, W.M. Powell, H. White, M. Baldo-Ceolin, E. Calimani, S. Ciampolillo, O. Fabbri, F. Farini, C. Fillippi, H. Huzita, G. Miari, U. Camerini, W.F. Fry, S. Natali, Phys. Rev. Letters 8 132 (1962).
- 33 M. Ferro-Luzzi, D.H. Miller, J.J. Marray, A.H. Rosenfeld, R.D. Tripp, Nuovo Cimento 22 1,087 (1961).
- 34 P. Franzini, D. Zanello, Physics Letters 5 254 (1963).
- 35 M. Gell-Mann, A. Pais, Phys. Rev. 97 1,814 (1955).
- 36 G. Gidal, W.M. Powell, R. March, S. Natali, Phys. Rev. Letters 13 95 (1964).

- 37 M.L. Good, R.P. Matsen, F. Muller, O. Piccioni, W.M. Powell, H.S. White, W.B. Fowler, R.W. Birge, Phys. Rev. 124 1,223 (1961).
- 38 W.E. Humphrey, R.R. Ross, Phys. Rev. 127 1,305 (1962).
- 39 G.L. Jensen, University of Michigan, Thesis (1964).
- 40 J.V. Jovanovitch, J. Fisher, J. Fisher, T. Fujii, F. Turkot, R.W. Burris, D.S. Loebbaka, G.T. Zorn, International Conference on Fundamental Aspects of Weak Interactions, Brookhaven National Laboratory, Upton, New York (1963).
- 41 G.E. Kalmus, A. Kernau, R.T. Pu, W.M. Powell, Phys. Rev. Letters 13 99 (1964).
- 42 L. Kirsch, R. Plano, J. Steinberger, P. Franzini, Phys. Rev. Letters 13 35 (1964).
- 43 L. Kirsch, R. Plano, J. Steinberger, P. Franzini, to be published.
- 44 V.G. Lind, T.O. Binford, M.L. Good, D. Stern, (University of Wisconsin) as reported by H. Bingham, CERN Report / TC / Physice 64-13, 29/4/1964.
- 45 D. Luers, J.S. Mitra, W.S. Willis, S.S. Yamamoto, Phys. Rev. B133 1,276 (1964).
- 46 S. McKenna, S. Natali, M. O'Connell, J. Tietge, N.C. Varshnaya, Nuovo Cimento 10 763 (1958).
- 47 A. Michellini, private communication.

- 48 C.T. Murphy, Phys. Rev. B134 188 (1964).
- 49 U. Nauenberg, P. Schmidt, J. Steinberger, S. Marateck,
R.J. Plano, Phys. Rev. Letters 12 63 (1964).
- 49^a Nauenberg, Chang, Bazin, Blumenfeld and Seidlitz, to be published.
- 50 A. Pais, Proceedings of the 5th Rochester Conference on
High Energy Physics, 1957, Interscience Publishers, N.Y.
- 51 B.P. Roe, D. Sinclair, J.L. Brown, D.A. Glasser, J.A. Kadyk,
G.H. Trilling, Phys. Rev. Letters 7 346 (1961).
- 52 C. Rubbia et al, Seminar, Varenna, 1964.
- 53 R.F. Sawyer, K.C. Wali, Nuovo Cimento 17 938 (1960).
- 54 F.S. Shaklee, G.L. Jensen, B.P. Roe, D. Sinclair,
Bull. Am. Phys. Soc., Jan. 1964.
- 55 V.A. Smirnitski, A.O. Weissenberg, Phys. Rev. Letters 12,
233 (1964).
- 56 D. Stern, T.O. Binford, V. Fordonhind, J.A. Anderson,
F.S. Crawford Jr., R.L. Golden, Phys. Rev. Letters 12
459 (1964).
- 57 S. Taylor, G. Harris, J. Orear, J. Lee, P. Baumel,
Phys. Rev. 114 359 (1959).
- 58 H.K. Ticho, Conference on Fundamental Aspects of Elementary
Particles, Brookhaven National Laboratory, Upton, New York
(1964), and UCLA Report 1001.

- 59 R.D. Tripp, M.B. Watson, M. Ferro-Luzzi, Phys. Rev. Letters
9 66 (1962).
- 60 S. Weinberg, Phys. Rev. Letters 4 87 (1960).
- 61 W. Willis, H. Courant, H. Filthuth, P. Franzini, A. Minguzzi-
Ranzi, A. Segar, R. Engelman, V. Hepp, E. Kluge, R.A. Burnstein,
T.B. Day, R.G. Glasser A.J. Herz, B. Kehoe, B. Sechi-Zorn,
N. Seeman, G.A. Snow, preprint of a Brookhaven National
Laboratory report.

Table 1

K decays, lifetimes, branching ratios.

Decay	τ	Branching Ratios	$\Gamma \text{ sec}^{-1}$
$K^+ \rightarrow \mu^+ + \nu$	1.224×10^{-8}	0.65 ± 0.02	5.32×10^7
$K^+ \rightarrow \pi^+ + \pi^0$		0.19 ± 0.01	1.5×10^7
$K^+ \rightarrow \pi^+ + \pi^- + \pi^+$		0.059 ± 0.003	0.485×10^7
$K^+ \rightarrow \pi^+ + \pi^0 + \pi^0$		0.017 ± 0.002	0.14×10^7
$K^+ \rightarrow \pi^0 + e^+ + \nu$		0.046 ± 0.003	0.376×10^7
$K^+ \rightarrow \pi^0 + \mu^+ + \nu$		0.030 ± 0.010	0.245×10^7
$K^+ \rightarrow \pi^+ + \pi^- + e^+ + \nu$		$(4.3 \pm 0.9) \times 10^{-5}$	3.5×10^3
$K^+ \rightarrow \pi^+ + \pi^+ + e^- + \nu$		$< 10^{-6}$	$< 10^2$
$K_1^0 \rightarrow \pi^+ + \pi^-$	$(0.87 \pm 0.02) \times 10^{-10}$	0.70 ± 0.02	0.80×10^{10}
$K_1^0 \rightarrow \pi^0 + \pi^0$		0.30 ± 0.02	0.34×10^{10}
$K_2^0 \rightarrow \pi^+ + \pi^- + \pi^0$	$(5.4 \pm 0.5) \times 10^{-8}$	0.125 ± 0.013	2.3×10^6
$K_2^0 \rightarrow \pi^0 + \pi^0 + \pi^0$		0.27 ± 0.05	5.1×10^6
$K_2^0 \rightarrow e^+ + \nu + \pi$		0.36 ± 0.04	6.7×10^6
$K_2^0 \rightarrow \mu^+ + \nu + \pi$		0.26 ± 0.06	4.9×10^6
$K_2^0 \rightarrow \text{lept.}$		0.62 ± 0.05	11.6×10^6

Table 2

	τ	Branching ratios	Decay Probability Γ
$\Lambda \rightarrow \pi^- + p$ $\rightarrow \pi^0 + n$ $\rightarrow e^- + \nu + p$ $\rightarrow \mu^- + \nu + p$	$(2.5 \pm 0.1) \times 10^{10} \text{ sec}$	0.665 ± 0.006 0.335 ± 0.006 $(0.83 \pm 0.05) \times 10^{-3}$ $(0.14 \pm 0.06) \times 10^{-3}$	$2.66 \times 10^9 \text{ sec}^{-1}$ $1.34 \times 10^9 \text{ sec}^{-1}$ $3.3 \times 10^6 \text{ sec}^{-1}$ $0.56 \times 10^6 \text{ sec}^{-1}$
$\Sigma^- \rightarrow \pi^- + n$ $\rightarrow e^- + \nu + n$ $\rightarrow \mu^- + \nu + n$ $\rightarrow \Lambda^0 + e^- + \nu$	$(1.6 \pm 0.06) \times 10^{-10} \text{ sec}$	1.00 $(1.3 \pm 0.2) \times 10^{-3}$ $(0.66 \pm 0.15) \times 10^{-3}$ $(0.74 \pm 0.2) \times 10^{-4}$	$0.625 \times 10^{10} \text{ sec}^{-1}$ $0.82 \times 10^7 \text{ sec}^{-1}$ $0.41 \times 10^7 \text{ sec}^{-1}$ $0.046 \times 10^7 \text{ sec}^{-1}$
$\Sigma^+ \rightarrow \pi^+ + n$ $\rightarrow \pi^0 + p$ $\rightarrow e^+ + \nu + n$ $\rightarrow \mu^+ + \nu + n$ $\rightarrow \Lambda^0 + e^+ + \nu$ $\rightarrow p + \gamma$	$0.78 \times 10^{-10} \text{ sec}$	0.49 ± 0.025 0.51 ± 0.025 $< 10^{-4}$ $< 10^{-4}$ $(0.4 \pm 0.2) \times 10^{-4}$ $(1.3 \pm 0.4) \times 10^{-3}$	$0.63 \times 10^{10} \text{ sec}^{-1}$ $0.65 \times 10^{10} \text{ sec}^{-1}$ $< 0.05 \times 10^7 \text{ sec}^{-1}$ $< 0.05 \times 10^7 \text{ sec}^{-1}$ $0.05 \times 10^7 \text{ sec}^{-1}$ $1.7 \times 10^7 \text{ sec}^{-1}$
$\Xi^0 \rightarrow \Lambda^0 + \pi^0$	$(2.96 \pm 0.5) \times 10^{-10} \text{ sec}$	1.0	$0.34 \times 10^{10} \text{ sec}^{-1}$
$\Xi^- \rightarrow \Lambda^0 + \pi^-$	$(1.76 \pm 0.05) \times 10^{-10} \text{ sec}$	1.0	$0.57 \times 10^{10} \text{ sec}^{-1}$
$\Omega^- \rightarrow \Xi^0 + \pi^-$ $\Omega^- \rightarrow \Xi^- + \pi^0$ $\Omega^- \rightarrow \Lambda^0 + K^-$			1 event seen 1 event seen

Table III

Summary of results on $K \rightarrow 3\pi$ decay rates

Reaction	$\Gamma^+(\times 10^6 \text{ sec}^{-1})$	$\gamma(\times 10^6 \text{ sec}^{-1})$
$K_+(++-)$	4.85 ± 0.16 (a)	4.85 ± 0.16
$K_+(+00)$	1.45 ± 0.11 (a)	1.16 ± 0.09
$K_2^0 (+-0)$	2.34 ± 0.32 (b)	
	2.3 ± 0.4 (c)	
	2.32 ± 0.25 (d)	1.80 ± 0.20
$K_2(000)$	5.1 ± 1.0 (e)	3.26 ± 0.6

- (a) This is the combined result of Barkas et al,⁸ Taylor et al⁵⁷ and Roe et al⁵¹.
- (b) Combined results of Stern et al⁵⁶ and Kirsch et al⁴³.
- (c) Results of Luers et al⁴⁵ using also the K_2^0 lifetime of Jovanovitch et al⁴⁰ and the $\Gamma_{2(000)}/\Gamma_{2(\text{charged})}$ branching ratio of Anikina et al⁴.
- (d) The combined result b and c
- (e) Branching ratio of Anikina et al⁴ and lifetime of Jovanovitch et al⁴⁰.

Table IV

Comparison of experimental 3 pion decay rates with the $\Delta I = 1/2$ rule expectations.

Relation	$\Delta I = 1/2$ Rule Expectations	Experiment
i)	$\gamma_{2(+0-)} / \gamma_{+(+00)} = 2$	1.55 ± 0.21
ii)	$\gamma_{2(000)} / [\gamma_{+(++-)} - \gamma_{+(+00)}] = 1$	0.91 ± 0.18
iii)	$\gamma_{+(++-)} / \gamma_{+(+00)} = 4$	4.2 ± 0.33

Table V

Experimental Determinations of the Linear Coefficients
in the Energy Spectra of one of the Pions in $K \rightarrow 3\pi$ Decay.
(See text for definition of β . The superscript on β
stands for the charge of the pion.)

Coefficient	Value		Combined Value
$\beta_{+(+-)}^-$	1.67 ± 0.26	(a)	1.68 ± 0.20
	1.69 ± 0.27	(b)	
$\beta_{+(+00)}^+$	-3.95 ± 1.2	(c)	-4.1 ± 0.35
	-4.13 ± 0.35	(d)	
$\beta_{2(+0)}^0$	-4.1 ± 0.9	(e)	-4.2 ± 0.5
	-4.2 ± 0.6	(f)	

- (a) McKenna et al⁴⁶
- (b) Ferro-Luzzi et al³³
- (c) Bjorklund et al¹⁶
- (d) Kalmus et al⁴¹
- (e) Luers et al⁴⁵
- (f) Abashian et al¹

Table VI

Summary of data on the rates for the decays $\Sigma^{\pm} \rightarrow \Lambda^0 + e^{\pm} + \nu$.

	$\Sigma^- \rightarrow \Lambda + e^- + \nu$	Σ^- in sample	$\frac{R(\Sigma^- \rightarrow \Lambda + e^- + \nu)}{R(\Sigma^- \rightarrow \text{anything})}$	$\Sigma^+ \rightarrow \Lambda + e^+ + \nu$	Σ^+ in sample	$\frac{R(\Sigma^+ \rightarrow \Lambda + e^+ + \nu)}{R(\Sigma^+ \rightarrow \text{anything})}$
CERN	11	147,000	$(0.75 \pm 0.3) \times 10^{-4}$	4	60,000	$(0.66 \pm 0.35) \times 10^{-4}$
Columbia	6	83,000	$(0.72 \pm 0.3) \times 10^{-4}$	0	38,600	0
Total	17	230,000	$(0.74 \pm 0.2) \times 10^{-4}$	4	98,600	$(0.4 \pm 0.2) \times 10^{-4}$

FIGURE CAPTIONS

- Fig. 1 Energy Spectrum, after Division by Phase Space, of the Odd Pion in $K^{\pm} \rightarrow \pi^{\pm} + \pi^{\mp} + \pi^{\mp}$. (Ferro-Luzze et al³³).
- Fig. 2 Energy Spectrum of the π^+ in the Decay $K^+ \rightarrow \pi^+ + 2\pi^0$ (Kalmus et al⁴²).
- Fig. 3 Time Distribution of Leptonic K^0 Decays in Experiment of Kirsch et al⁴². Solid Curve is Expectation if $\Delta S = \Delta Q$.
- Fig. 4 $K^+ \rightarrow e^+ + \nu + \pi^0$ distribution in γ - γ opening angle. (Jensen³⁹)
- Fig. 5 Muon Energy Spectrum in $K_{2\mu 3}^0$ Decay divided by the expectation of Formula 5. (Abashian et al¹).
- Fig. 6 Muon Kinetic Energy Spectrum in $K_{\mu 3}^+$ Decay. (Bisi et al¹⁵).
- Fig. 7 Λ^0 momentum distribution in the decay $\Sigma^- \rightarrow \Lambda^0 + e^- + \nu$ (CERN⁶¹ and Columbia^{23a}).

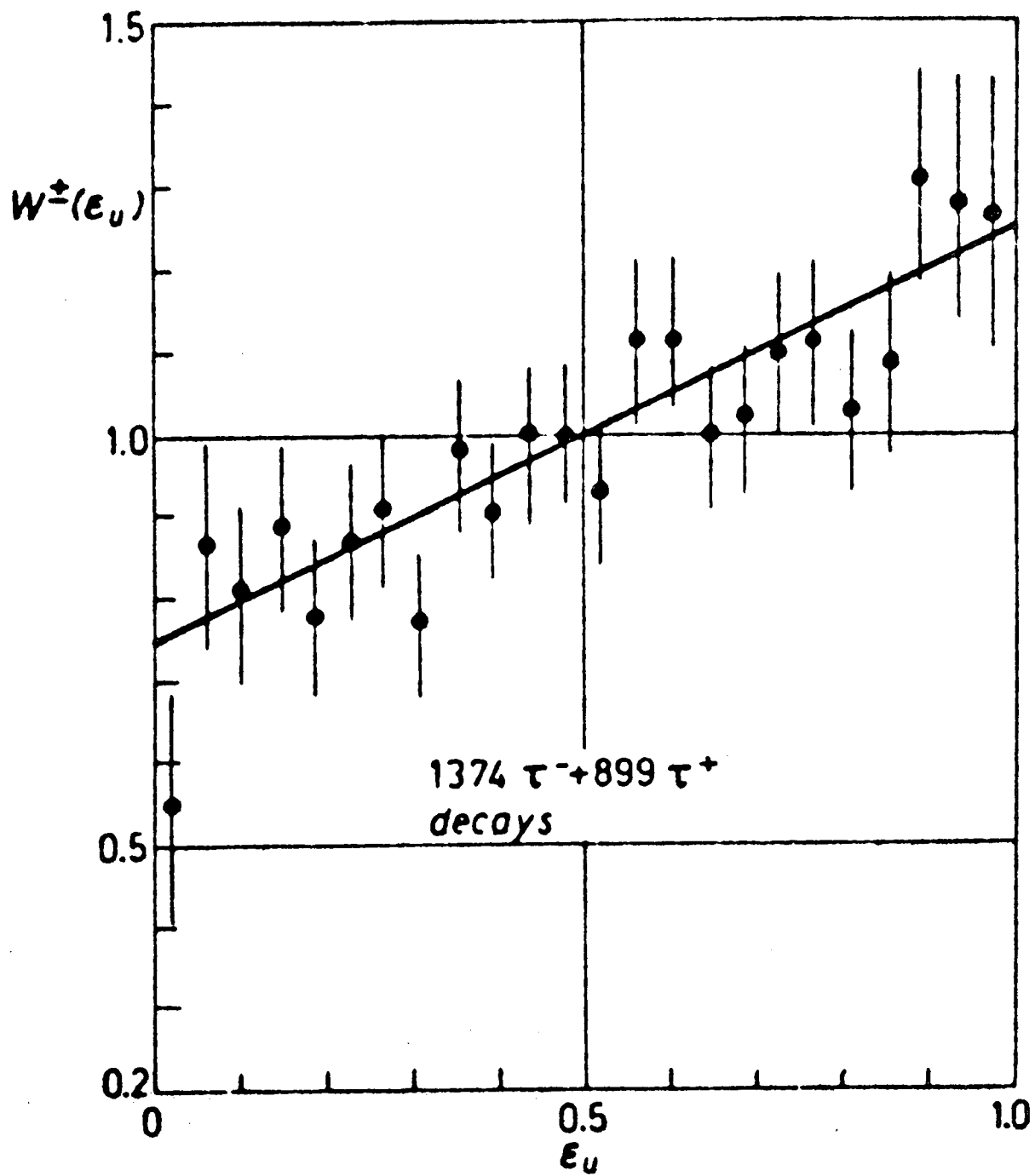


FIG. 1

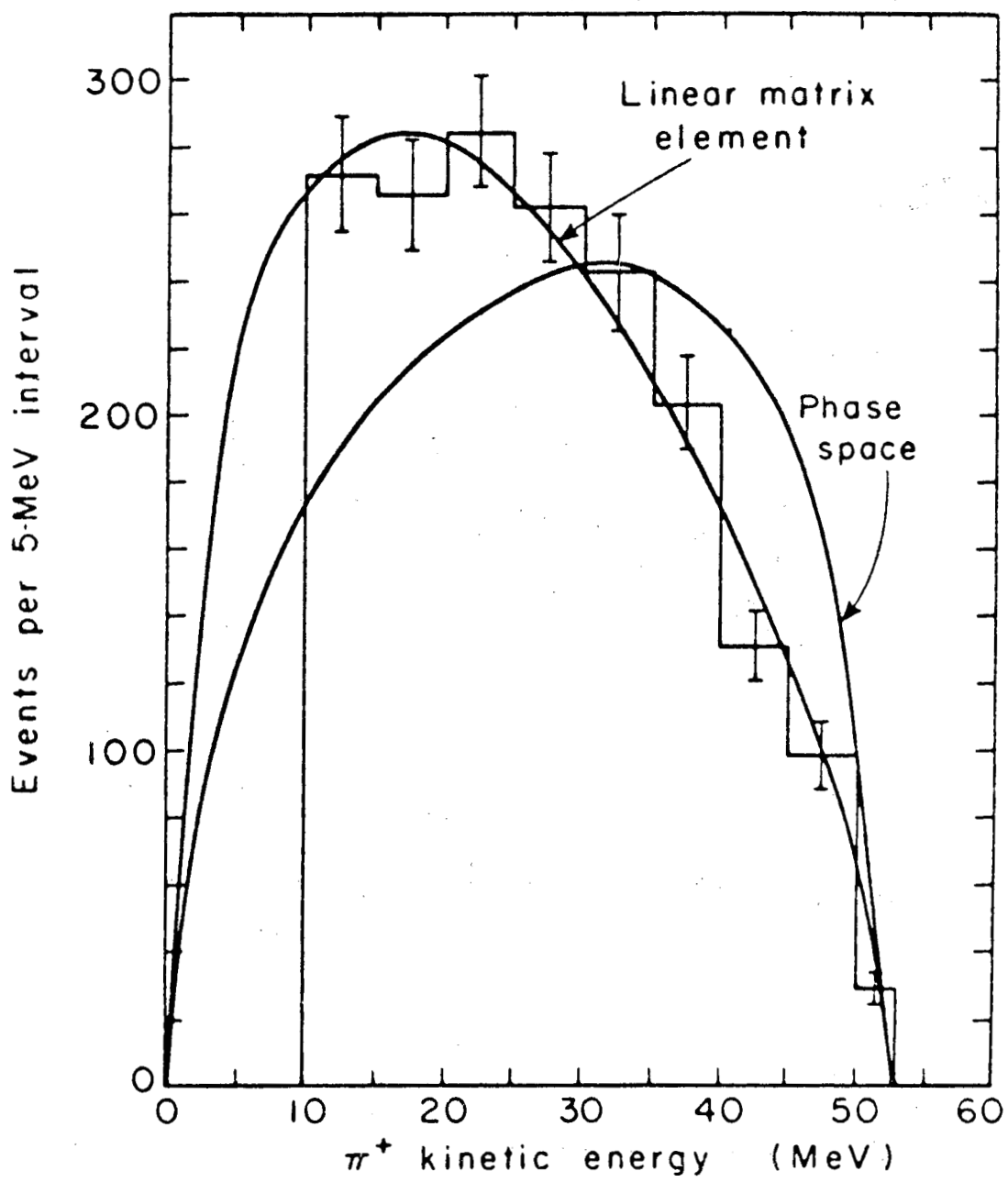


FIG. 2

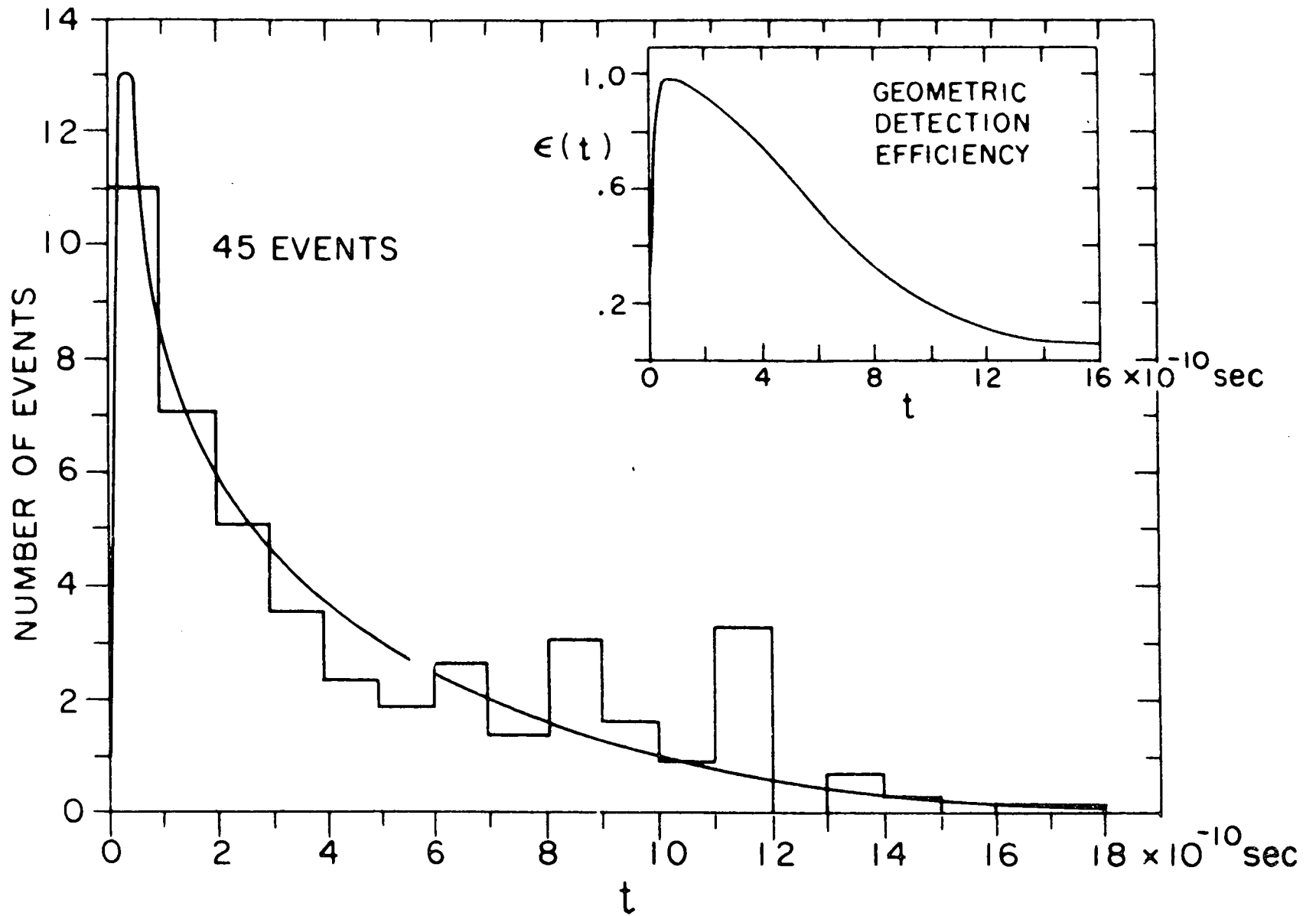


FIG. 3

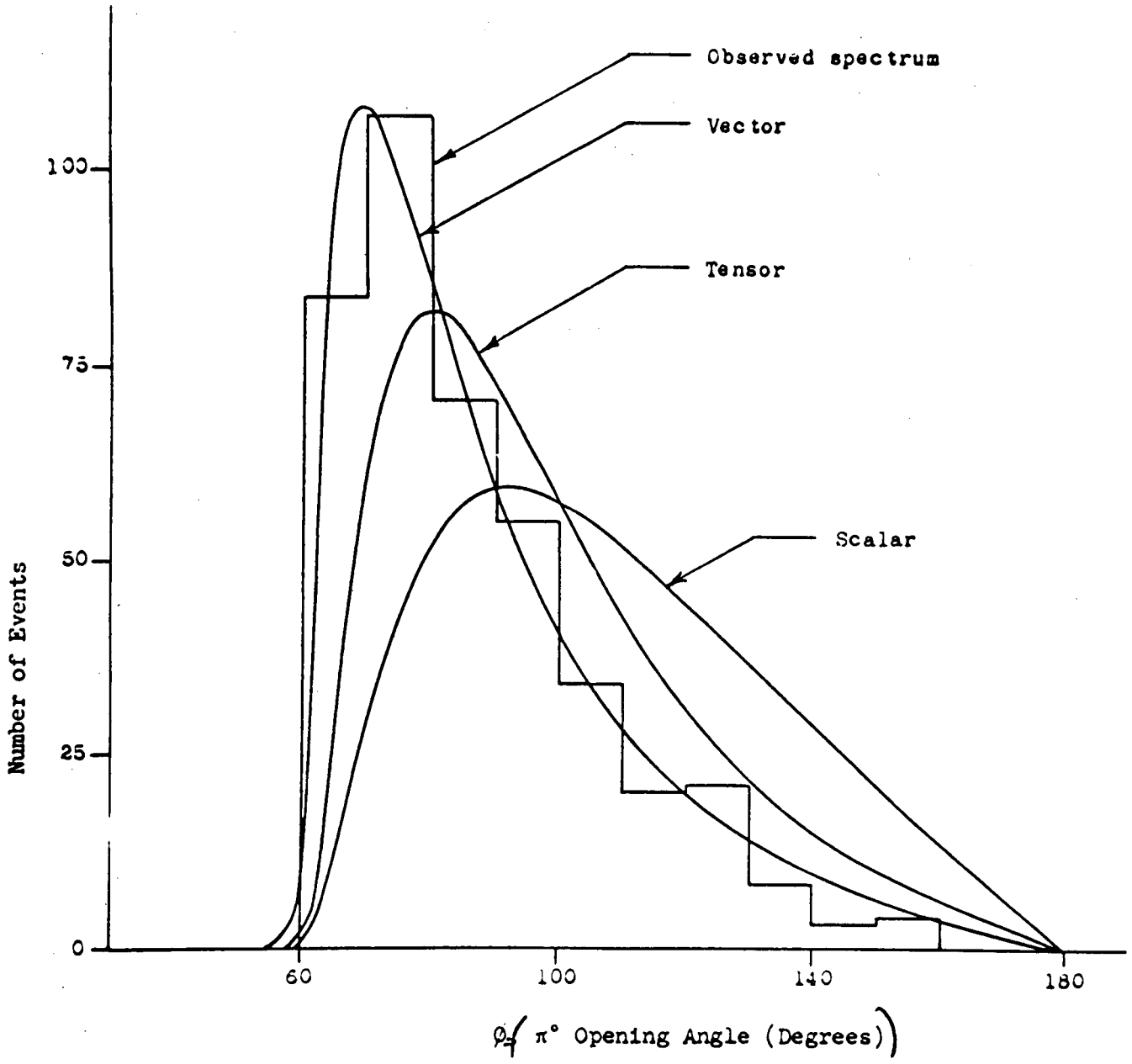


FIG. 4

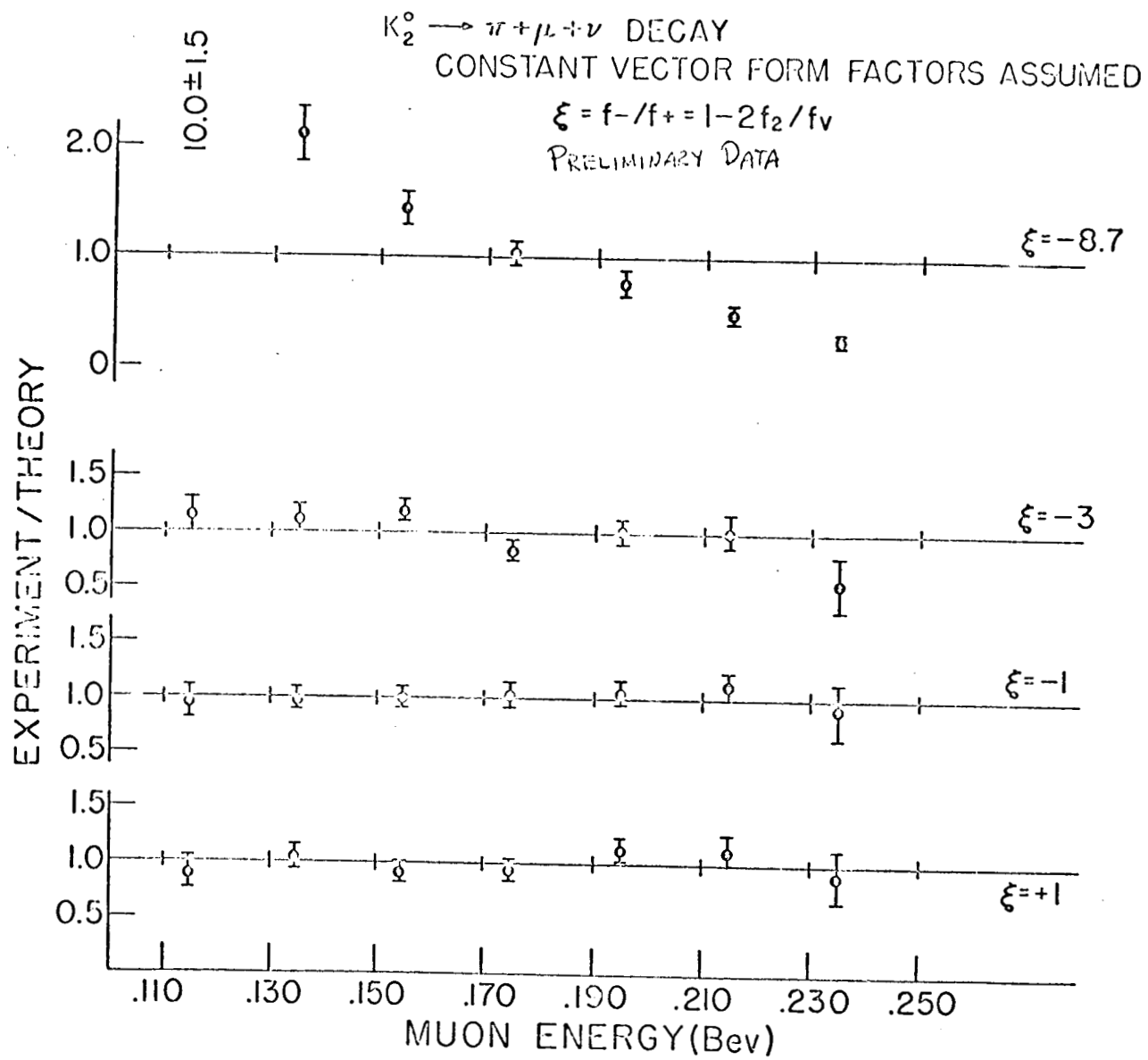


FIG. 5

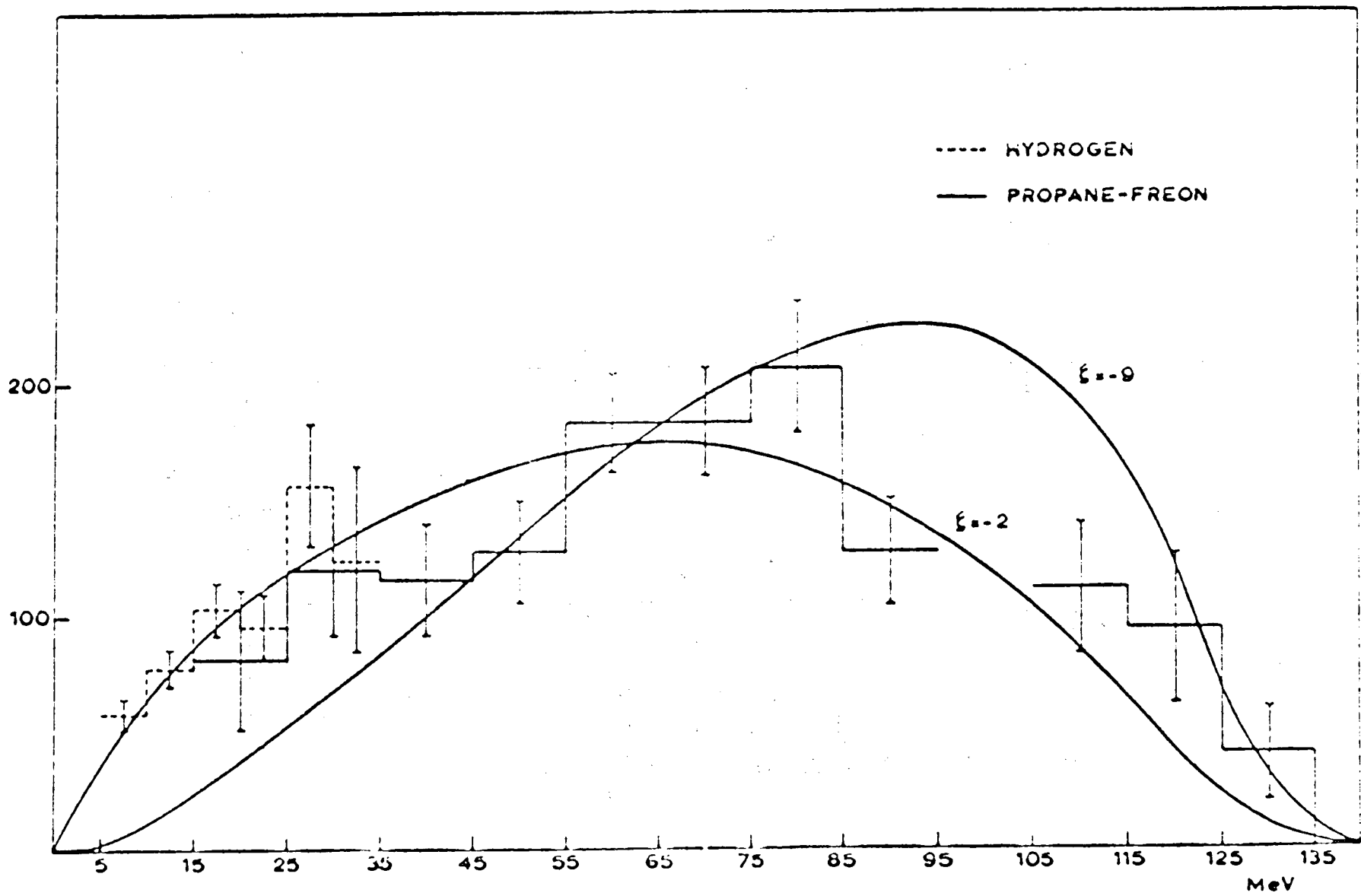


FIG. 6

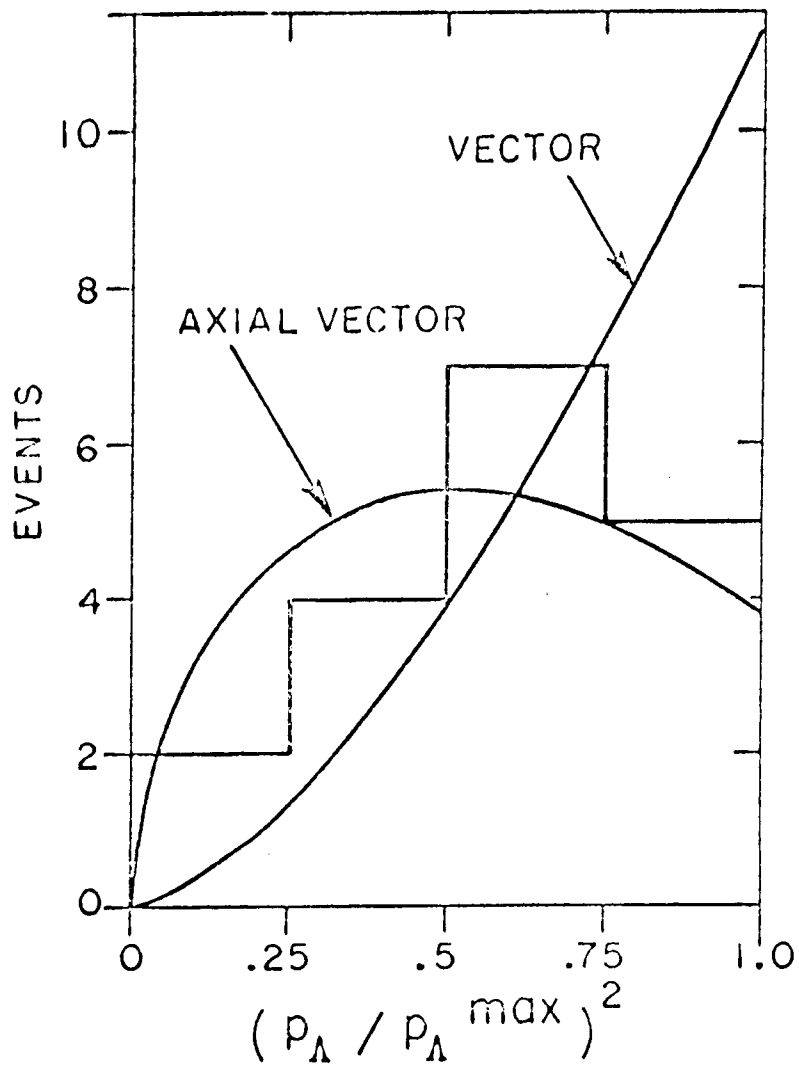


FIG. 7