



# Data Synchronization Process

---



# The Exchange Global Data Synchronization Program



# For Almost 115 Years, We've Been There

From Sutlers' tents, to frontier stores...



In 2010 \$168 Million of AAFES earnings were returned to the services MWR. (Morale, Welfare and Recreation)

Korea, Vietnam, two world wars, and today's challenges.



# **Global Data Synchronization Network Overview**



# What is the GDSN?

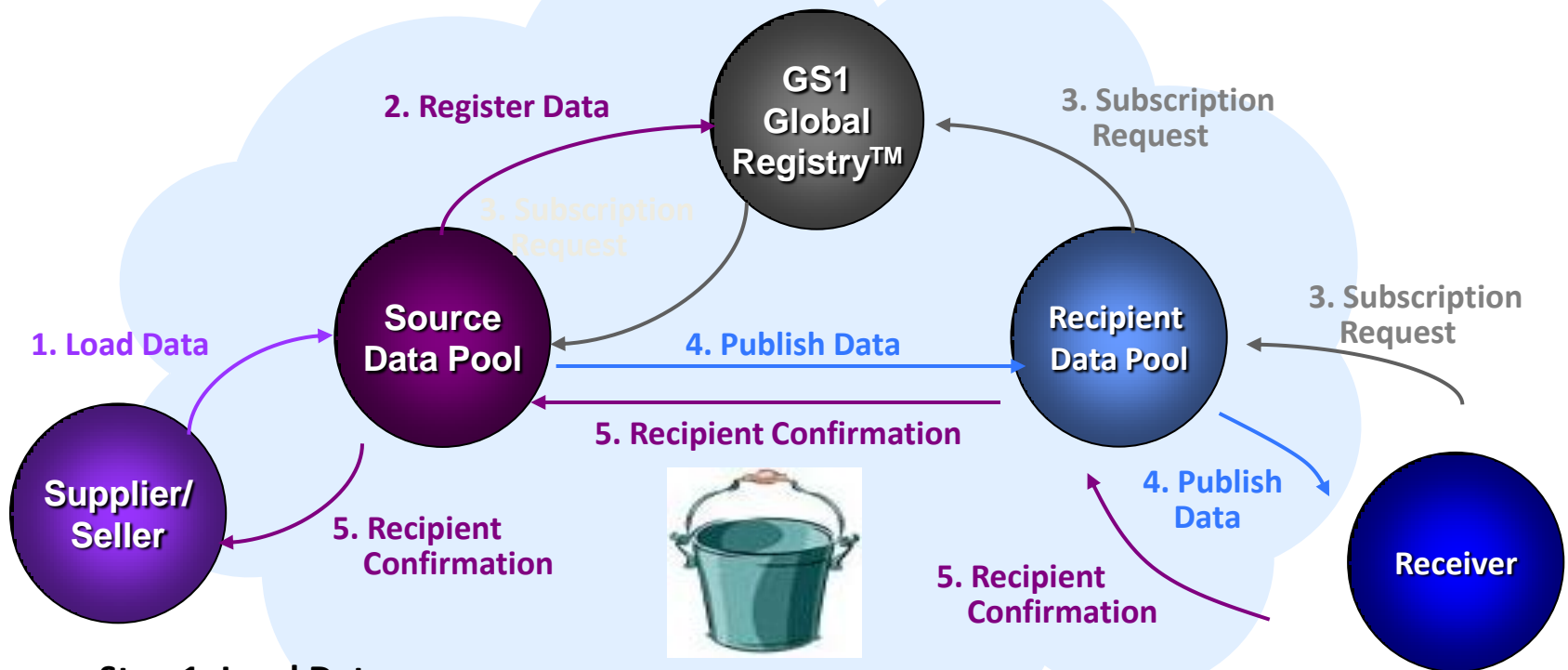
- Global Data Synchronization Network<sup>®</sup> (GDSN<sup>®</sup>) is an automated, standards-based global environment
  - This allows all trading partners to have secure, continuous, and consistent item data in their systems at the same time
  - Ensures that ALL parties in the supply chain are working with the same data
  - Allows for simplified change notification
  - Saves TIME and MONEY for all organizations by eliminating steps to correct inaccurate data

# GDSN Value Proposition

## Benefits of Data Synchronization:

- › Shorter time to market for new products, increased sales volume
- › ROI through improved Data Quality
- › Efficiencies in logistics, order administration, accounting, and inventory
- › One version of Item information shared and continuously updated
- › **Benefits to Suppliers:**
  - › Less manual data entry improves accuracy
  - › Industry standardized process with a broad number of end users

# How Does the GDSN Work?



**Step 1: Load Data**

**Step 2: Register Data**

**Step 3: Subscription Request**

**Step 4: Publish Data**

**Step 5: Recipient Confirmation**



# Snapshot of Retailers & Distributors In Production in the GDSN

**SUPERVALU**

**DELHAIZE**  **GROUP**

**FAMILY DOLLAR**  
my family. my family dollar.

*Wegmans*



**LOWE'S**  
Let's Build Something Together™

**Walmart** 

**TARGET**

**BEST BUY**

**ASSOCIATED GROCERS** *Support AND Success...*

# Snapshot of Retailers & Distributors in the GDSN Implementation in progress

Loblaw  
great food

Loblaws

Sobeys

United  
Supermarkets



U  
Unified  
Grocers



Human Energy



# Data Pool Implementation Process

# Data Sync Industry

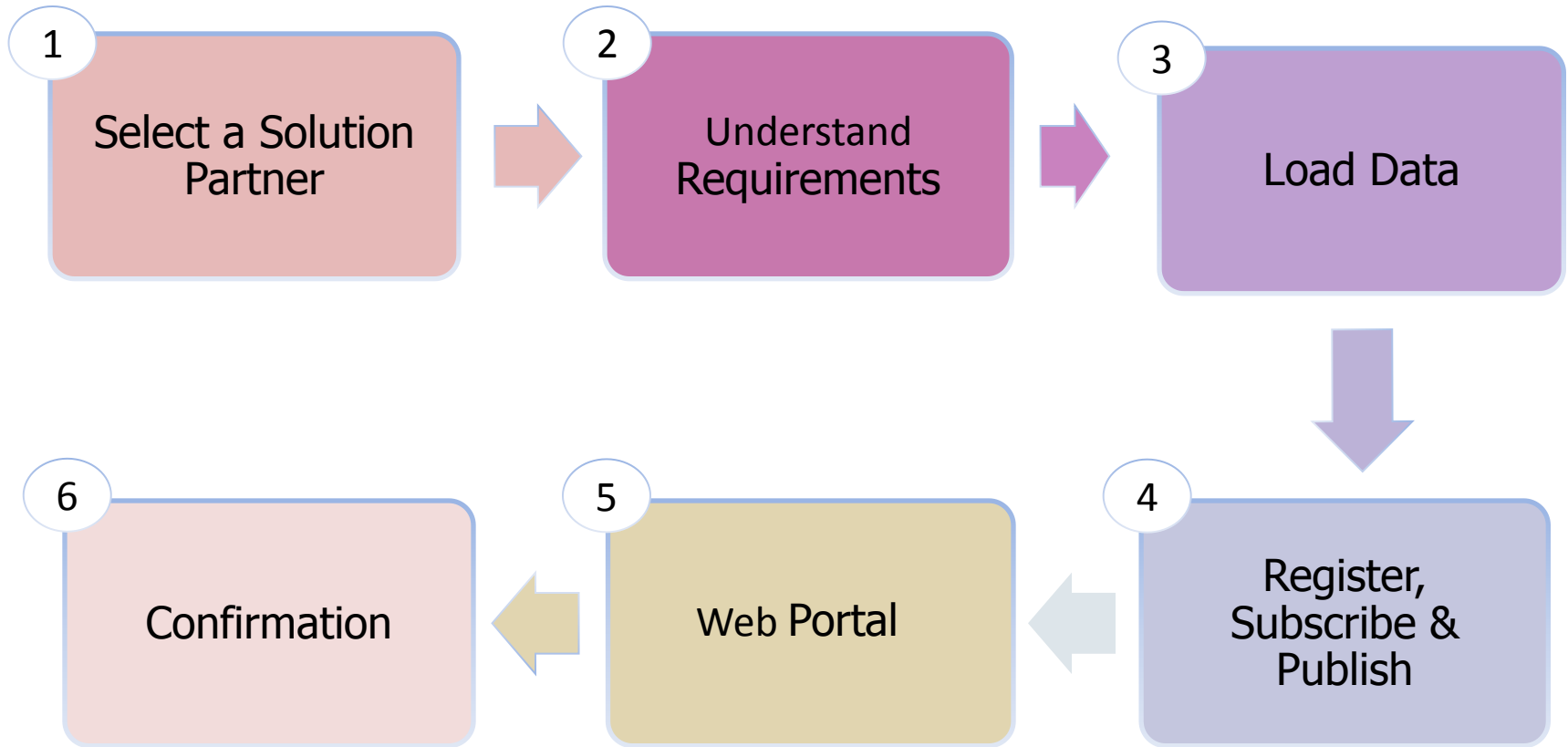
## Terms/Definitions

- Data Pools - An organization that can receive, communicate, validate, and manage the flow of information with the Global Registry and other data pools in the GDSN
- Data Pool Manager (DPM) – The GDSN Data Pool solution provided by GXS and used by AAFES
- Data Sync - Automated exchange of product information between buyers and sellers - GTIN, description, color and dimensions
- Global Trade Item Number (GTIN) - Umbrella term used to for UPC's

# Data Sync Industry Terms/Definitions

- Global Registry - Provides validation services of items through basic GTIN and GLN rules
- Global Standards 1 (GS1) - The new name for UCC and EAN International
- GS1 organizations have worldwide capabilities

# Starting the Data Sync Process, Where Do I Begin?



# Data Sync

## Step 1: Select a Solution Partner

- **Hardlines and Consumable Suppliers**
  - Sign up with a certified Global Data Synchronization Network<sup>®</sup> (GDSN<sup>®</sup>) Data Pool solutions provider
  - There are several certified providers available for your selection that AAFES can work with
  - AAFES partnered with 1SYNC<sup>™</sup> and GXS as a certified solution provider (1SYNC Onboard Support provided by GXS)

## **CERTIFIED US DATA POOLS**

1SYNC

Big Hammer Data

Comport Communications International, Inc.

GHX (Health Care)

## **Third party providers**

SA2 Worldsync (Formerly Agentrics)

ParaRede

Sterling Commerce (TR2 PKG)

NuBridges

Inovis (Softlines Industry Catalog)

GXS

[http://www.gs1.org/docs/gdsn/gdsn\\_certified\\_data\\_pools.pdf](http://www.gs1.org/docs/gdsn/gdsn_certified_data_pools.pdf)



# Data Sync

## Step 2: Understand Requirements


- ✓ Attributes list is available on AAFES' Web site:
  - Go to:  
<http://www.shopmyexchange.com/DoingBusiness/edigds/gds.htm>
  - Select GDS Supplier Handbook
  - Attributes in handbook are either Required, Conditional or Optional”



# Data Sync

## Step 3: Load Data

- Your Solutions Provider
  - Obtain toolkit/template from provider and enter product data
  - Register product data with the GS1 Global Registry



# Data Sync

## Step 4: Subscribe & Publish

- Provide Information Required by AAFES for the Subscription Process
  - Complete the AAFES Supplier Data Sheet
  - Email the completed form to AAFES, GDS prescreener
  - Publish Product to AAFES data via Data Pool
  - **AAFES' GLN: 0614299000018**
  - Only publish items that you currently sell to AAFES

# Data Sync

**Task** Submit | Cancel | Edit | Return

Work Group: SupplierOnBoard  
 User Group: Global Product Data Comments History

Put into Production on: 04/06/2010 19:26 (MM/dd/yyyy HH:mm) Action Comments:

**Preview "Full Data Sheet"** Source Data

- Founders Furniture // Furniture Dresser  
 1 EA - Dresser

AAFES REQUIRED ATTRIBUTE \*  
 DATAPOOL REQUIRED ATTRIBUTE \*\*

Identification (AAFESupplierPackageDisplay)			
GTIN **	00603899027242	Target Market Country Code **	840
Supplier GLN	0603899000016	Target Market Subdivision Code	
Package Code	EA	Target Market Description **	US
Case Pack package	0		
AAFES			
Cost *		Suggested Retail Price	
General			
Cash Register Description **	Dresser	EANUCC Code **	603899027242
Trade Item Unit Descriptor **	BASE_UNIT_OR_EACH	EANUCC Type **	
Dimensions			
Linear Units **	IN	Net Content Units **	EA
Height **	15.625	Net Content **	1
Width **	32.25	Net Weight	136
Depth **	60.5	Weight Units	LB
Diameter		Gross Weight *	143
Trading			
Is Trade Item A Consumer Unit **	1	Is Trade Item An Orderable Unit **	1
Quantity			
Ti		Hi	
Quantity of Next Lower Level Trade Item		Minimum Order Quantity	1
Total Quantity of Next Lower Level Trade Item	1	Maximum Order Quantity	9999

## Step 5: AAFES Web Portal

- The items published to AAFES will be available for viewing on the supplier portal.
- The GDS team member will view the items and address any discrepancies.

# Data Sync

## Step 6: Confirmation

- You will receive a Catalog Item Confirmation (CIC) notice from AAFES
  - Received through your data pool
  - One of two status codes
    - Accepted
    - Rejected

# How GDS works at The Exchange

## Two Part Process

### 1. Cleanse Supplier Data

- Match existing items with supplier items
  - **Stage 2 (Cleanse In-Process)**
    - » Dimensions and quantity
  - **Stage 3 (Cleansed)**
    - » Cleansing complete

### 2. New Item Induction

- Supplier sends approved new items

# Getting Started

The screenshot shows the Exchange website homepage. At the top is a dark blue navigation bar with a red button labeled "Shop Online Now" and several menu items: "Exchange Stores", "Community", "About Exchange", "Credit Services", "Customer Relations", and "Doing Business". Below the navigation bar is a light beige banner with the "EXCHANGE" logo on the left. To the right of the logo, text reads: "Enjoy NO SALES TAX & FREE Standard Shipping offers (excludes Online Mall purchases). MILLIONS of items available." Further right, the slogan "You save, we give back." is displayed. The main content area features a large promotional banner for a "MOTHERS DAY SALE". The banner includes a large red and blue "X" logo on the left, a photo of a woman being kissed on the cheek by a young girl, and text that says "save up to 65% OFF gifts mom will love" and "HURRY! Offers end May 2nd". On the right side of the page, there is a vertical sidebar with a dark blue header "Sign Up & Save" and a red dropdown arrow. Below the header are several menu items: "Join our Online Savings Club", "Join your local Exchange Buddy List", "Receive Money Saving Offers via Text", "Subscribe to our mailing list(s)", "Limited Time Promotions", "Shop by Special", "Shop by Department", and "Shop by Catalog".

**Shop Online Now** Exchange Stores Community About Exchange Credit Services Customer Relations Doing Business

**EXCHANGE™** Enjoy NO SALES TAX & FREE Standard Shipping offers (excludes Online Mall purchases). MILLIONS of items available.

*You save, we give back.*

**MOTHERS DAY SALE**

save up to **65% OFF** gifts mom will love

**HURRY!** Offers end May 2nd

**Sign Up & Save**

- Join our Online Savings Club
- Join your local Exchange Buddy List
- Receive Money Saving Offers via Text
- Subscribe to our mailing list(s)
- Limited Time Promotions
- Shop by Special
- Shop by Department
- Shop by Catalog

# Doing Business w/The Exchange con't

<http://www.shopmyexchange.com/DoingBusiness/edigds/gds.htm>

**EXCHANGE™**

Enjoy **NO SALES TAX & FREE Standard Shipping offers** (excludes Online Mall purchases).  
**MILLIONS of items available.**

Home > Doing Business > EDI / GDS Info > GDS

*You save, we give back.*

## Doing Business

Existing Suppliers / Vendors

Supplier Diversity

Quality Assurance

Retail Sales

eCommerce

Non-Retail Procurement

Services & Vending

Military Clothing

Construction / AE

Direct Store Delivery

Advertising

Logistics

Vendor Compliance

## GDS - Global Data Synchronization

**Global Data Synchronization is an internet-based, interconnected network of data pools and a global registry that enables companies around the globe to exchange standardized and synchronized supply chain data with their trading partners.**

GDSN assures that data exchanged between trading partners is accurate and compliant with universally supported standards.



Currently, there are three ways our partners may sync data with The Exchange:

- Data pool – register with a data pool to publish item information.
- CSV – use a file to send your item information to The Exchange data synchronization team (25 items or less).
- Manual entry – manually input item information on the portal (25 items or less).
- Once purchased items are synchronized, the new items will be submitted in the same manner after the proper procedures are taken by the supplier and buyer (i.e. new item set up form).



Please keep in mind that even if you choose to cleanse your item data manually/csv, you can in the future subscribe to a data pool and continue in that manner with new items.

▶ **GDS Supplier Handbook**

▼ **GDSN Requirements**

Data Pool Requirements

FAQs

▶ **GPC Requirements**

▶ **Supplier Data Sheet**



# EXCHANGE GDS Supplier Data Sheet



Submit by Email

## AAFES GDS Supplier Data Sheet

Information Required

Your Information

**AAFES GLN # 0614299000018**

<b>Organization Name</b>	<input type="text"/>
<b>Business Commodity</b> (Hardlines, Softlines, Consumables)	<input type="text"/>
<b>Trading Partner Name</b>	<input type="text"/>
<b>Global Location Number (GLN - 13 digit)</b> (required entry for data pool)	<input type="text"/>
<b>Additional ID Type (DUNS#)</b>	<input type="text"/>
<b>Primary GDS Contact Name</b>	<input type="text"/>
<b>Primary GDS Contact Phone</b>	<input type="text"/>
<b>Primary GDS Contact Email</b>	<input type="text"/>
<b>Business Address: Street</b>	<input type="text"/>
<b>Business Address: City</b>	<input type="text"/>
<b>Business Address: State and Zip</b>	<input type="text"/>
<b>Sales Rep Name</b>	<input type="text"/>

Email completed form to:  
zzHQSDeprescreen@aafes.com.

# SD New Item Induction Form



**SD NEW ITEM INDUCTION FORM**

V 4

APPROVAL STEP	APPROVER NAME	DATE
BUYER		
ALLOCATOR		
REPLENISHER		
PLANNER		
PAR MGR		
DMM		
US IMPORTS/HTS		
CROSS DOCK		

COLOR KEY
SUPPLIER
BUYER
IDM
AUTO CALCULATIONS
SOFTLINES SPECIFIC
MACRO SECURITY INFORMATION

LINKS
GDS SUPPLIER LISTING
ITEM LOOKUP
ADDED ITEMS
LIST OF XD SUPPLIERS

SUPPLIER ITEM INFORMATION	
SHIP DATE	
SUPPLIER NAME	
SUPPLIER NUMBER	
SUPPLIER POC	
SUPPLIER PHONE NUMBER	
SUPPLIER GLN	
VENDOR DUNS	
SHIP FROM LOC	
COUNTRY OF ORIGIN	US
BUYER EMAIL	
SHIPPER	NO
FACTORY NAME	
CURRENCY	DOLLAR (US)
<input type="checkbox"/> CLEANSED SUPPLIER?	

FORM VIEW	STANDARD VIEW	HARD_CONS	SOFTLINES	IDM	LIKEITEM
-----------	---------------	-----------	-----------	-----	----------

DEPARTMENT	CLASS	SUB CLASS	TRANS LEVEL	VPN (STOCK/STYLE) (SOFTLINES) (13 CHAR MAX)	PRODUCT DESCRIPTION (28 CHARACTERS)	HTS CODE (REQUIRED FOR US IMPORTS)

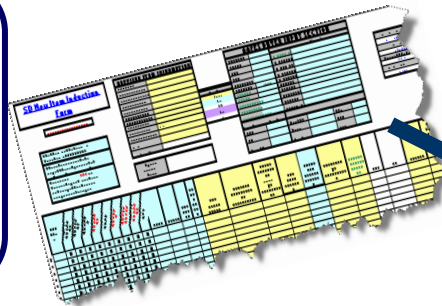
NIIF

# GDS -New Item Inductions

## Supplier....

- ✓ Send AAFES Buyer SD New Item Induction Form (NIIF)
- ✓ Data sync New Items to AAFES GDS team

Step 1: Supplier selects provider  
Step 2: Meets with buying team  
Step 3: submits NIIF AND  
Simultaneously submits data to  
provider

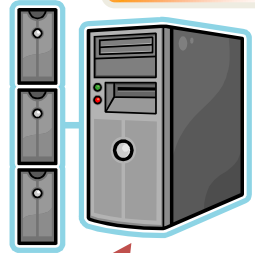


**SD NIIF**



**Data Sync Transfer**

**GDS Approved**



**End**

**RMS Inducted**

Step 4: GDS Team, scrubs and publishes items

- ✓ Match SD-NIIF with data sync'd items
- ✓ Approve new items for RMS induction

# GDS Challenges

- Unable to reach suppliers GDS contact
- No backup when primary GDS contact is out
- Items not published when SD New Item Induction Form received

# GDS Driven

- ✓ Expect all AAFES suppliers to data sync
- ✓ To Date Over 900 Suppliers Cleansed

# Questions and Answers

