

*I Maga'láhen Guåhan*  
Governor of Guam


# BIENNIAL BUDGET

Fiscal Years 2012 and 2013



Government of Guam







# BIENNIAL BUDGET

Fiscal Years 2012 and 2013



**EDDIE BAZA CALVO**

I Maga'lahaen Guåhan  
Governor of Guam



**RAY TENORIO**

I Segundu na Maga'lahaen Guåhan  
Lt. Governor of Guam

Submitted to the  
**Thirty-First Guam Legislature**  
I Mina' Trentai Unu Na Liheslaturan Guåhan



# TABLE OF CONTENTS

## BUDGET MESSAGE

|                                      |    |
|--------------------------------------|----|
| BUDGET PROCESS .....                 | 1  |
| REVENUE & EXPENDITURE OVERVIEW ..... | 3  |
| ECONOMIC OUTLOOK .....               | 15 |
| ORGANIZATIONAL CHART.....            | 23 |
| SUMMARY / STATEMENT OF REQUEST.....  | 25 |

## OVERVIEW STATEMENTS & ACTIVITY DESCRIPTIONS

|  |     |
|--|-----|
| ➤ EXECUTIVE DIRECTION .....            | 33  |
| ➤ FINANCE & ADMINISTRATION .....       | 43  |
| ➤ REVENUE & TAXATION .....             | 47  |
| ➤ EDUCATION.....                       | 51  |
| ➤ HEALTH.....                          | 61  |
| ➤ PUBLIC SAFETY .....                  | 67  |
| ➤ HOMELAND SECURITY.....               | 75  |
| ➤ LABOR .....                          | 79  |
| ➤ NATURAL RESOURCES .....              | 85  |
| ➤ HOUSING & ECONOMIC DEVELOPMENT ..... | 93  |
| ➤ TOURISM & CULTURE .....              | 95  |
| ➤ TRANSPORTATION .....                 | 99  |
| ➤ UTILITIES .....                      | 103 |
| ➤ JUSTICE .....                        | 105 |

## PROGRAM LISTING

### FEDERAL PROGRAMS INVENTORY

### FINANCIAL STATEMENTS

### LEGISLATION







# BUDGET MESSAGE

---





**EDDIE BAZA CALVO**  
Governor



**RAY TENORIO**  
Lieutenant Governor

*Office of the Governor of Guam*

April 8, 2011

Honorable Judith T. Won Pat, Ed.D.  
Speaker  
*I Mina Trentai unu na Liheslaturan Guahan*  
155 Hesler Place  
Hagatna, Guam 96910

Dear Madam Speaker,

Transmitted herewith is the Government of Guam's proposed biennial program and financial plan for Fiscal Years ending September 30, 2012 and September 30, 2013. We call this the "Tax Refunds & Fiscal Stabilization Solutions Act of 2011."

Keeping with our promise of governing in a new direction, we are proposing:

1. A biennial budget plan that affords this government the opportunity to plan.
2. Fiscal Year 2012 gross revenue projections of \$677.4 million. This is based on conservative rates that do not include federally-unfunded military buildup activities.
3. Fiscal Year 2012 appropriations of \$561.1 million to fund government services. Priority is given to public schools, colleges, public health, the hospital and public safety agencies.
4. Fiscal Year 2012 provisions for tax refunds in the amount of \$105 million for Fiscal Year 2012 tax refunds alone.
5. A Fiscal Year 2012 reserve of two percent of revenues, amounting to \$11.2 million set aside for deficit elimination.
6. Fiscal Year 2013 gross revenue projections of \$693.7 million. This is based on conservative rates that do not include federally-unfunded military buildup activities.
7. Fiscal Year 2013 appropriations of \$573.2 million to fund government services. Priority is given to public schools, colleges, public health, the hospital and public safety agencies.
8. Fiscal Year 2013 provisions for tax refunds in the amount of \$109 million for Fiscal Year 2013 tax refunds alone.
9. A Fiscal Year 2013 reserve of two percent of revenues, amounting to \$11.5 million set aside for deficit elimination.
10. A \$344 million bond proposal to pay all past due tax refunds by the end of this year, to eliminate almost all of the deficit, and to erase the cash shortfall.

Not included in this biennial budget plan is:

1. Revenue enhancements to begin addressing the structural imbalance of the General Fund caused by the systemic underfunding of mandates. These enhancements will be presented at a later date.
2. A streamlining initiative, based on customer service, which already is underway within the Executive Branch.

A top priority of my administration was to assess the financial condition of our government and work toward achieving fiscal stability. The Department of Administration, Bureau of Budget and Management Research and the Department of Revenue and Taxation have been performing intensive review to present a more comprehensive state of our finances. To augment these findings, the Office of Public Accountability was requested to validate certain liabilities. The Fiscal Year 2010 General Fund financial statements (unaudited) for the period ending September 30, 2010, indicates that the deficit rose by approximately \$83 million from a level of \$265 million in Fiscal Year 2009 to \$348 million in Fiscal Year 2010. While the impact of this statement may not resonate well, it does confirm our government's inability to make prompt payments for tax refunds, for vendor payables and other obligations. The Department of Administration's Cash Flow Report shows a positive \$2.3 million cash balance for the month of October, however, this is attributed to the receipt of the Section 30 funds. Without such funds, that balance would have been a negative \$18.2 million. The month of November was even more alarming, as the ending cash balance for that month was a negative \$14.3 million and this number would have been a negative \$20 million if it were not for \$6 million of inter-fund borrowings. In addition, this negative amount of \$20 million is after full expenditure of the remaining Section 30 cash. It was also in this month that DOA was advised by the bank to reduce its cash float. For the month of December, the ending cash balance was a negative \$3.2 million. This figure would have been a negative \$12.7 million if not for inter-fund borrowings of \$8.5 million. The lower amount of negative cash shortfall for December as compared to November, is due to the reduced payouts for tax refunds, the limited payments for vendor payables and the significant non-payments of subsidies to semi-autonomous agencies such as the University of Guam and the Guam Community College. The aggregate impact of the negative cash balances has severely restrained our ability to meet current cash requirements and further diminishes our ability to effectively manage our cash resources.

In order to focus our efforts on the planning for the military build-up and beyond, it was necessary to propose a biennial budget which will also allow departments and agencies the time necessary to transition into performance-based budgeting (PBB). The adoption of this budgeting approach will relate government expenditures to results and fosters strategic planning and accountability. An unprecedented spike in economic growth expected from the impending military build-up, necessitates a change in how our government operates. We must leverage the build-up to our advantage and ensure that our people are not left behind in the midst of all the economic flurry. We must plan for these activities and provide opportunities for our people to benefit financially in order to improve their standard of living. We must deliver quality education and healthcare. We must provide a safe environment and a safe island. All this requires careful planning and this is why it is necessary to adopt a two-year budget and move toward performance based budgeting.

Our people are best known for their respectfulness, patience and generosity. The fiscal irresponsibility of the local government as well as the federal government's refusal to acknowledge its debts to us, has tested those qualities. For decades this government has been operating not only on the taxes and fees it imposes on its citizens, but also on their personal funds, through their tax refunds. The deficit of the General Fund is estimated to be \$348 million and was for the most part, funded by tax refunds. Year after year our people wait patiently for their tax refunds and unfortunately, year after year our government spends these refunds to pay for its operations. The time has come for this injustice to stop. This budget contains a financing option which will provide the cash for the payment of most, if not all, of the tax refunds due. We propose a near-total elimination of the deficit with a \$344 million general obligation bond, using instruments that will keep the government within the debt ceiling without raising it.

The economic outlook for Guam during this budget cycle is encouraging. Though modest growth is anticipated, the economy will begin to show early phases of the military build-up and revenue growth is also expected. We recognize and understand that part of our revenue dilemma today is attributed to a number

events and factors such as the U.S. Department of Defense adjusted plans and programs in Fiscal Year 2010 and Fiscal Year 2011, the Japan disasters and the residual effects of the global recession. In spite of these setbacks, we must not cease our current efforts aimed at growing the economy. We will continue to invest resources in the areas which would yield the highest returns for Guam in the local and regional economic arena.

Rising costs continue to diminish the government's ability to provide the highest standard of services for our people and the solution to this is to increase this government's capacity to manage its tax resources and thus provide the necessary financial resources to address this challenge. This is a high priority for my administration and the agencies tasked with this mission are moving in this direction.

We will continue to invest in our people through education programs and manpower development initiatives. This is how we will put them at the front of the line when job opportunities are created. This is how we can help them overcome the financial challenges that are common to most families in our communities.

The island's tourism and construction industries are the mainstay of the economy and will continue to provide the necessary revenues to help Guam through a difficult financial period. The growth in other sectors however, is just as important and should not be subordinate in our economic initiatives. The economic era we are in offers many opportunities. It will also demand allocation of significant amount of resources that belong to our people. As such, it is imperative that we understand and safeguard the community's interests at stake and that we proceed vigorously in the movement to bring about the form of economic prosperity that our people want and deserve. Nothing less will suffice.

We will continue to direct our attention to economic activity that will result in job opportunities in sectors other than tourism and construction. Our people must be the primary stakeholders in all areas of the economic course we are embarking upon. This is how we expect to raise the hopes and aspirations of many of our people especially our children, the leaders of tomorrow. This is how we can help them to overcome the economic plight and the threat of poverty they face today.


A significant financial gap exists between now and Fiscal Year 2014 when revenue levels will begin to rise. This is the primary issue that has compelled us to develop a biennial budget that is comprised of strategies which include a temporary fiscal relief to fund government operations. Moreover, in the current Fiscal Year 2011 budget (P.L. 30-196), twenty million dollars (\$20M) for DOE personnel salaries and benefits were funded by federal ARRA funds. This federal fund source is no longer available in Fiscal Year 2012 and General Fund monies had to be allocated to replace the ARRA funding. This is a major factor that required the restructuring of the debt service payment schedule as proposed in this budget. This results in the release of approximately \$32M in annual debt service payments, for Fiscal Year 2012 and Fiscal Year 2013, which has been allocated to augment the operational funding requirements of the Department of Education (DOE).

The Fiscal Year 2012 budget for the most part, represents a conservative yet optimistic approach for a maintenance level budget that is supportive of this administration's priorities of health, education, and safety. While the administration is currently engaged in the development and implementation of revenue enhancements, cost-containment and cost-reduction initiatives as part of its fiscal stabilization plan, the positive results of many of these initiatives are expected to be realized in Fiscal Year 2013. These results are anticipated to sustain a level of government services that is responsive to the demands of our citizens.

The budget for Fiscal Year 2013 reflects positive yet moderate growth that will provide additional revenues which have been allocated to critical areas in health, education and public safety. As a result, we were able to provide one million dollars for the purchase of new ambulances and other emergency vehicles, one million dollars for the purchase of school buses and another million for medicines and staff at community health centers.

God-speed in your deliberations. My office and my Cabinet are available to you for further information, in the spirit of transparency and accountability of the people's money.

*Saina Ma'ase*

A handwritten signature in black ink, appearing to read 'EBC', written over a horizontal line.

EDDIE BAZA CALVO

# BUDGET PROCESS

---







# THE BUDGET PROCESS

---

As required under law (5 GCA §4103 & §4106), the Governor directs the preparation and administration of the Executive Budget for the government of Guam on an annual basis. The Executive Budget represents the Governor's financial proposal with recommended priorities for allocating resources. The budget process is important and necessary for the enactment of a budget and review of government operations.

The Budget Process occurs in four (4) essential phases: formulation, adoption, execution, and audit.

During the **formulation phase** the economic forecast and the program and financial plans are prepared for the various departments. Economic data and statistics are utilized in developing projected revenues for the upcoming fiscal year.

Once revenues have been projected, a budget call is distributed to all the line agencies. This process starts when the Bureau of Budget & Management Research (BBMR) issues guidelines to each line agency in the preparation and development of their respective budgets.

The formulation phase culminates in the transmittal of the Program and Financial Plan (Executive Budget) with the Governor's Budget Message to the Legislature for its consideration.

The **adoption phase** is the process in which the Legislature considers the Governor's proposal and passes the overall revenue and spending plan under a General Appropriations Bill. The Bill usually

receives more detailed hearings within the auspices of the applicable legislative committees. Usually, a series of hearings will be called during which department heads and staff members give an overview of the Governor's proposed budget and are expected to provide explanations when their department's / agency's appropriations are considered. Finally, the Legislature may pass a General Appropriations Bill. The Bill is then transmitted to the Governor for approval. Other bills to include amendments during the fiscal year may be introduced for enactment into law.

The **execution phase** involves the release of funds appropriated per the General Appropriations Act. Each department prepares allotment of appropriations and may request revisions, legislative or administrative transfers, or supplemental appropriations. BBMR must approve such revisions to allotments. The Bureau also monitors and assists agencies in carrying out the approved budget in line with the established policies of the Governor.

The **audit phase** involves the evaluation of departments / agencies to identify areas in need of improving compliance procedures with applicable laws and regulations. During the audit phase, financial transactions, accounts and reports are assessed and analyzed to improve accountability, effectiveness, and efficiency in the achievement of goals and objectives. This phase is also to assure economic use of resources to enhance achievement of public services.

**This page is intentionally left blank**

# REVENUE & EXPENDITURE OVERVIEW

---

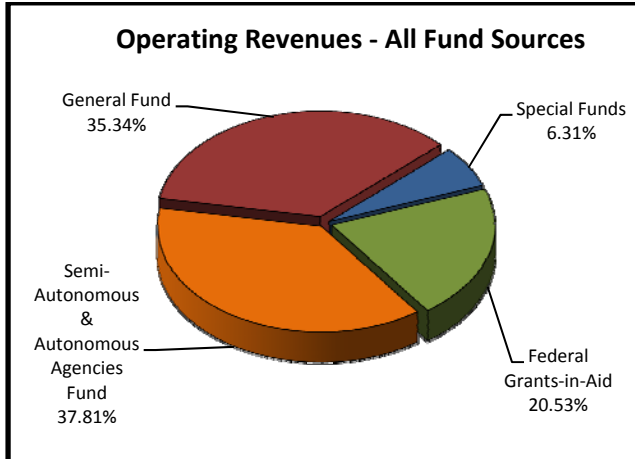




# REVENUE AND EXPENDITURE OVERVIEW

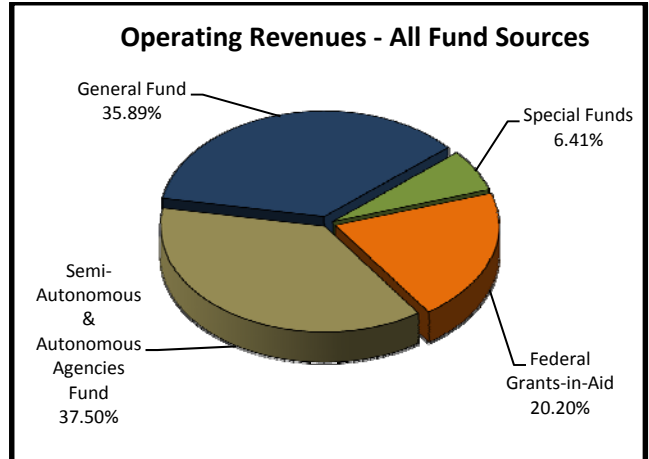
## Operating Revenues – All Sources

**Fiscal Year 2012**



General Fund- \$677,439,564 Special Funds- \$120,917,059; Federal Grants in- Aid- \$ 390,610,727; Semi/Autonomous- \$724,839,344;  
TOTAL: \$1,916,806,694

**Fiscal Year 2013**

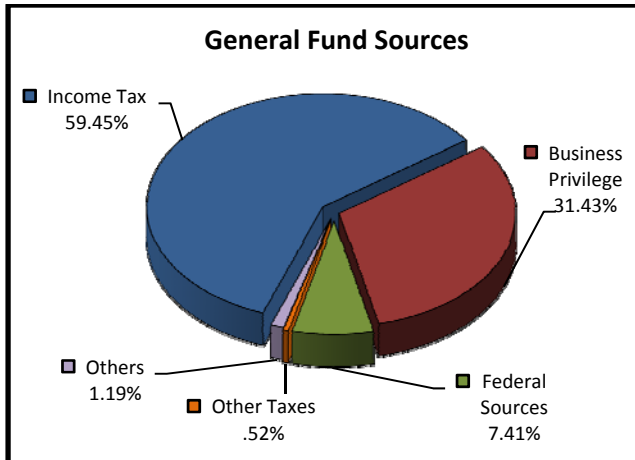


General Fund- \$693,738,754; Special Funds- \$123,888,995; Federal Grants in- Aid- \$390,610,727; Semi/Autonomous- \$724,839,344;  
TOTAL: \$1,932,928,196

The Government of Guam’s operating revenues are composed of four classifications: General Fund, Special Funds, Federal Grant-in-Aid, and Semi-autonomous and Autonomous Agencies Operating Funds.

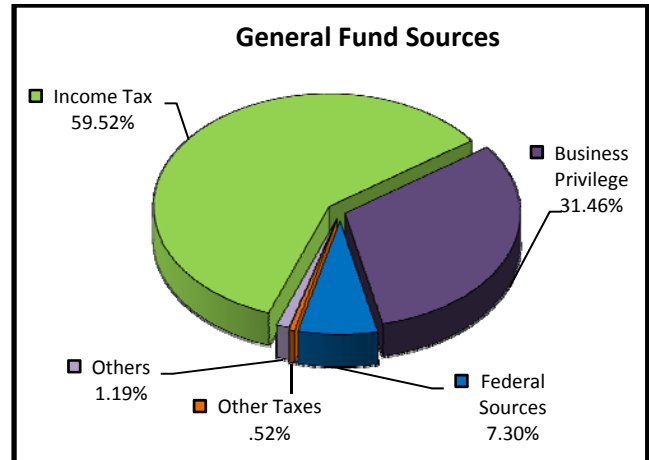
## General Fund

**Fiscal Year 2012**



Income Tax- \$402,710,412; Business Privilege - \$212,900,178; Federal Sources- \$50,228,855; Other Taxes - \$3,529,781; Others \$8,070,338  
TOTAL: \$677,439,564

**Fiscal Year 2013**



Income Tax- \$412,892,666; Business Privilege - \$218,282,984; Federal Sources- \$50,669,528; Other Taxes - \$3,619,372; Others \$ 8,274,204  
Total \$693,738,754

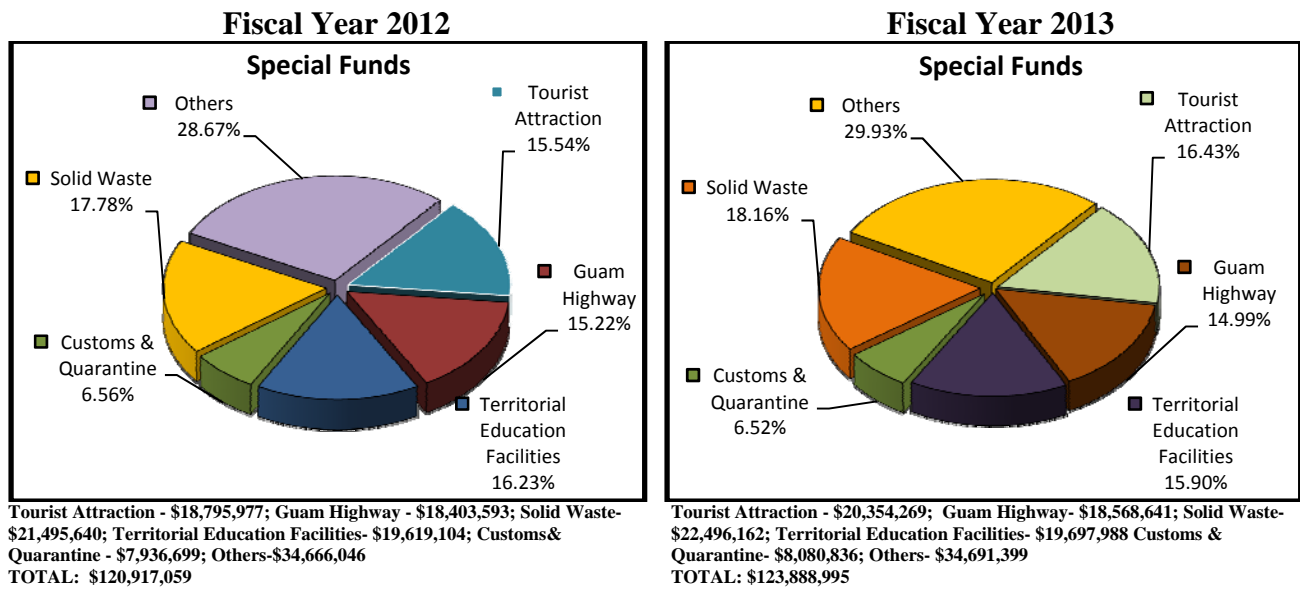
The General Fund is the fund into which all government revenues, not otherwise restricted by statute, are deposited and from which appropriations are made. The Government of Guam is the only taxing authority and there are no separate municipal, county, school district or improvement district taxes.

# REVENUE AND EXPENDITURE OVERVIEW

The three primary sources of General Fund revenues are Income Taxes, Business Privilege Taxes, also known as gross receipt tax (GRT), and Federal Sources. Income taxes account for 59.45% and Business privilege taxes for approximately 31.43% of total General Fund revenues for FY2012 and 59.52% and 31.46% for FY2013 respectively. Under the Organic Act, Guam's Income Tax Code mirrors the United States Internal Revenue Code. As a result, the income tax laws in force in the United States are applied to the residents of the Island, however, payable to the Treasury of Guam. Gross receipts taxes are levied on a broad base of goods and services, including the sale of tangible personal property and the provision of professional service.

Federal Sources include Section 30 funds. Section 30 of the Organic Act of Guam requires that all customs duties and Federal income taxes, quarantine, passport, immigration, and naturalization fees collected on Guam shall be covered into the Treasurer of Guam. These include federal income taxes from military personnel based on-island or consider Guam as their state of legal residence. With the military build-up, Guam will see an increase in military personnel which will enhance the Section 30 federal income taxes.

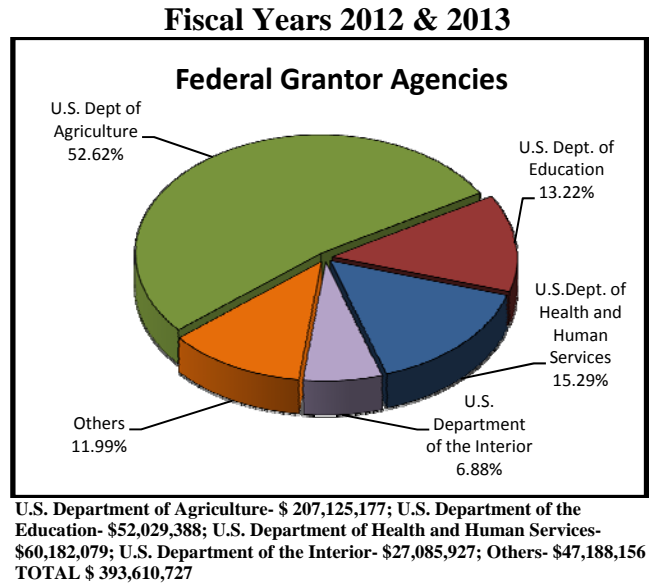
## Special Revenue Funds



Special Revenue Funds are created by statute or Executive Order with an identified source of revenue or appropriation. Expenditures from such funds are restricted to purposes set by statute or as sources for debt service payment for bonds issued for constructing and improving major facilities and infrastructure. Several of the most significant Special Revenue Funds include the Tourist Attraction Fund, Guam Highway Fund, Territorial Education Facilities Fund, Customs & Quarantine Inspections Fund and the Solid Waste Operations Fund.

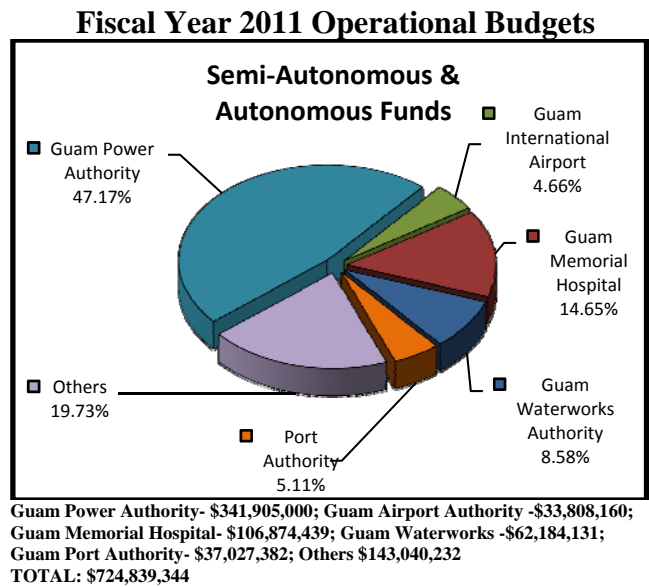
# REVENUE AND EXPENDITURE OVERVIEW

## Federal Grants-in-Aid



Federal Grants-in-Aid are funds received by the Government for public service delivery, either for specific programs or for general purpose aid. Federal Grant funds, which may require local matching funds, are requested through various Federal agencies and are spent according to the terms and conditions approved by the respective Federal grantor agency. Major Federal grantor agencies include the United States Department of Education, Health and Human Services, Interior, and Agriculture.

## Semi-autonomous and Autonomous Agencies Operating Fund



These funds are financed and operated in a manner similar to a private business enterprise where the cost of providing services to the public on a continuing basis is financed or recovered primarily

## **REVENUE AND EXPENDITURE OVERVIEW**

---

through user charges. Autonomous agencies such as the Guam Power Authority, Guam International Airport Authority, and Guam Waterworks Authority generate revenues to fund operational and capital requirements. Other agencies, such as the Guam Visitor's Bureau, University of Guam and Guam Community College, require subsidies from the General Fund and other external sources to meet their operational requirements. Most autonomous agencies will prepare for their Fiscal Year budgets between the months of April through June. Listed above are operational budget amounts from the semi-autonomous and autonomous agencies for FY 2011.



Government of Guam  
Revenues, Expenditures and Fund Balance (Deficit)  
Fiscal Years 2003 - 2013

|                                  | FY 2003 <sup>1&amp;2</sup> | FY 2004       | FY 2005       | FY 2006 <sup>2&amp;3</sup> | FY 2007 <sup>4</sup> | FY 2008 <sup>5&amp;6</sup> | FY 2009 <sup>7</sup> | FY 2010 <sup>8</sup> | FY 2011 <sup>9</sup><br>Projection | FY 2012 <sup>10</sup><br>Projection | FY 2013 <sup>11</sup><br>Projection |
|----------------------------------|----------------------------|---------------|---------------|----------------------------|----------------------|----------------------------|----------------------|----------------------|------------------------------------|-------------------------------------|-------------------------------------|
| Revenues                         | 376,276,454                | 408,972,598   | 443,295,703   | 432,525,481                | 514,392,108          | 513,190,329                | 483,150,183          | 485,114,059          | 535,231,228                        | 561,172,043                         | 573,229,627                         |
| Transfers in                     | 18,552,659                 | 21,385,340    | 21,540,188    | 40,381,714                 | 15,514,211           | 29,149,020                 | 42,100,429           | 29,447,176           | 17,817,933                         | 7,135,019                           | 15,672,706                          |
| Other sources                    | 0                          | 0             | 0             | 0                          | 0                    | 0                          | 0                    | 0                    | 0                                  | 0                                   | 0                                   |
| Addition to long-term debt       | 0                          | 0             | 0             | 0                          | 0                    | 165,735,000                | 271,070,000          | 0                    | 0                                  | 0                                   | 0                                   |
| Expenditures                     | 342,550,414                | 272,798,820   | 311,200,792   | 312,583,833                | 344,532,234          | 454,173,611                | 524,510,895          | 489,225,568          | 411,685,091                        | 409,414,256                         | 427,375,004                         |
| Transfers out                    | 141,169,672                | 175,023,355   | 184,027,587   | 182,417,559                | 188,566,899          | 101,440,906                | 112,049,662          | 108,919,495          | 141,375,535                        | 158,892,806                         | 161,527,329                         |
| Other uses                       | 0                          | 0             | 0             | 0                          | 0                    | 79,303,833                 | 9,622,491            |                      |                                    |                                     |                                     |
| Special items                    |                            |               |               | 153,580,231                | 0                    | (13,223,789)               |                      |                      |                                    |                                     |                                     |
| Overprovisioning for tax refunds |                            | 17,993,424    |               |                            | 17,154,697           |                            |                      |                      |                                    |                                     |                                     |
| Current year surplus (deficit)   | (88,890,973)               | (17,464,237)  | (30,392,488)  | (175,674,428)              | (3,192,814)          | 86,379,788                 | 150,137,564          | (83,583,828)         | (11,465)                           | 0                                   | 0                                   |
| Beginning fund balance (deficit) | (225,231,369)              | (314,122,342) | (331,586,579) | (348,403,932)              | (524,078,360)        | (501,894,723)              | (415,514,935)        | (265,377,371)        | (348,961,199)                      | (348,972,664)                       | (348,972,664)                       |
| Ending Fund balance (deficit)    | (314,122,342)              | (331,586,579) | (361,979,067) | (524,078,360)              | (527,271,174)        | (415,514,935)              | (265,377,371)        | (348,961,199)        | (348,972,664)                      | (348,972,664)                       | (348,972,664)                       |

**Footnotes:**

1/: Revenues in Fiscal Year 2003 is net of \$50 million earned income tax credit refunds.

2/: Beginning fund deficit for Fiscal Year 2003 & 2006 was adjusted to reflect adjustments made on Year Ended September 30, 2003 & 2006 Audited Financial Statements.

3/: Special items include COLA Settlement of \$123,580,231.00, and EITC Settlement of \$30,000,000.00.

4/: FY 2007 include EITC Judgement of \$17,154,697.00.

5/: FY 2008 adjustment of medical bill accrual.

6/: Based on FY 2008 Audited financial statement. Subsequent to the issuance of the GovGuam's 2007 basic financial statements, which included the financials of the General Fund, GovGuam management determined that: (1) accounts payable were understated by \$3,013,008; and (2) certain governmental funds previously reported separately from the General Fund with combined fund balances of \$11,234,762 were, in fact, considered to be part of the General Fund. As a result of this determination, the opening fund deficit decreased from \$510,116,477 to \$501,894,723 (\$510,116,477 + \$3,013,008 - \$11,234,762).

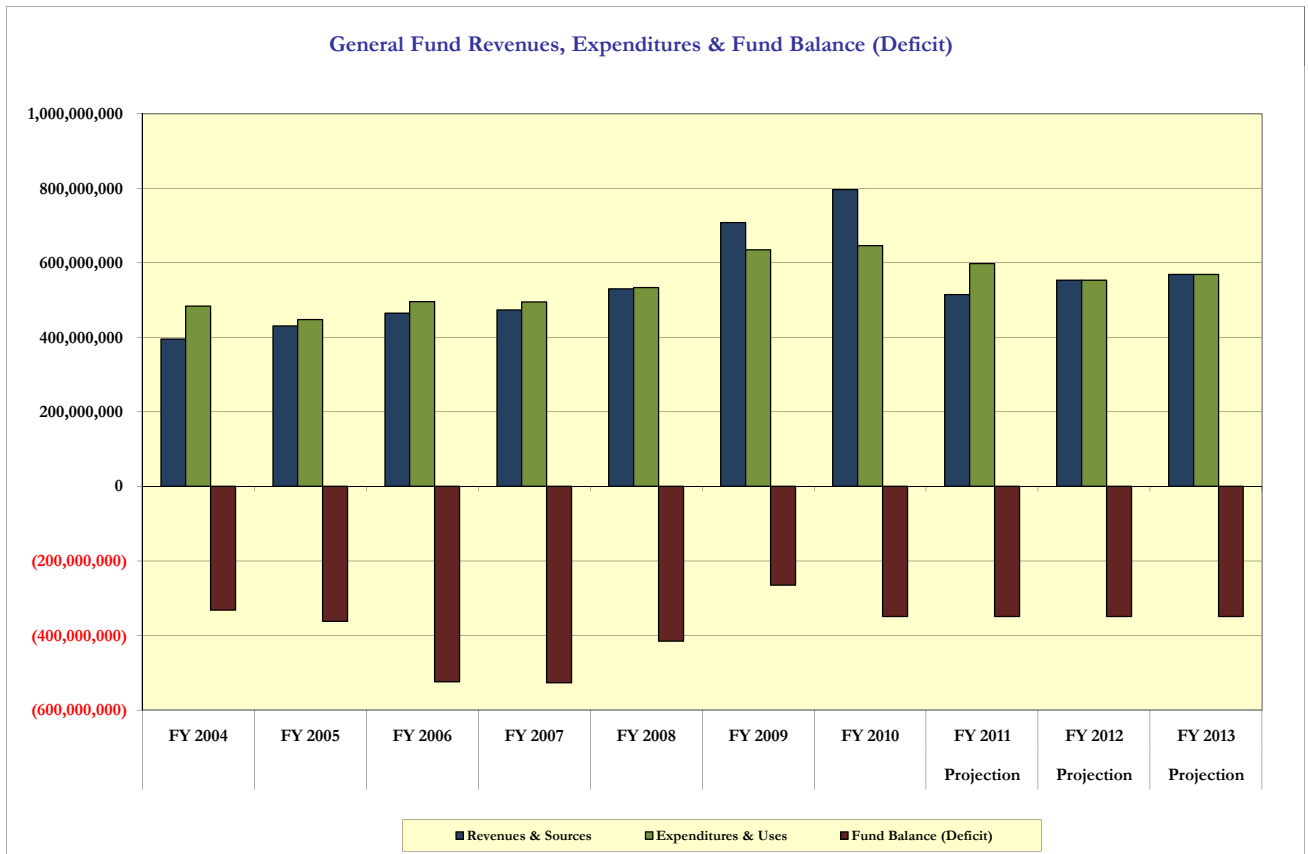
7/: Based on FY 2009 Audited financial statement.

8/: Based on draft FY 2010 Unaudited financial statement as of 02/25/2011.

9/: Pursuant to PL 30-196 as amended by PL 30-234.

10/: FY 2012 Governor's Executive Budget Request.

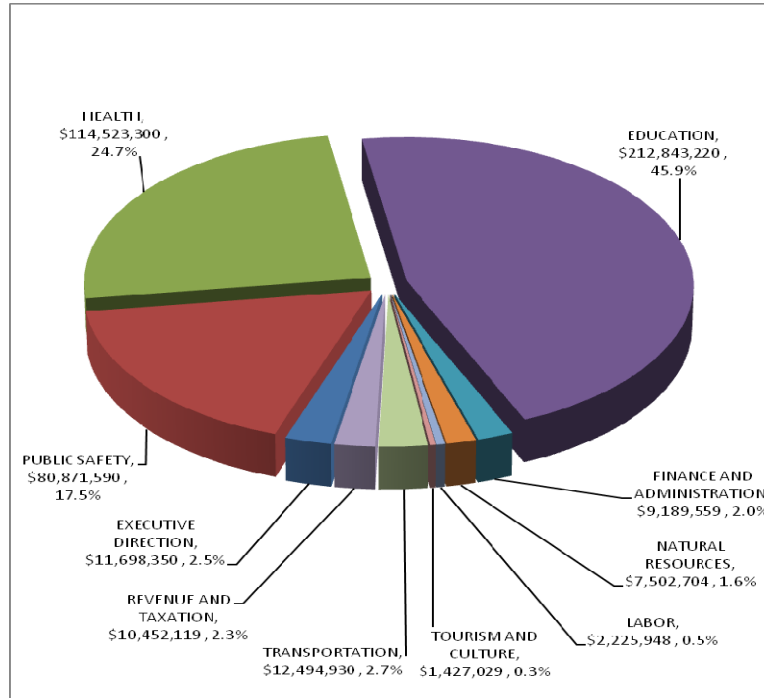
11/: FY 2013 Governor's Executive Budget Request.



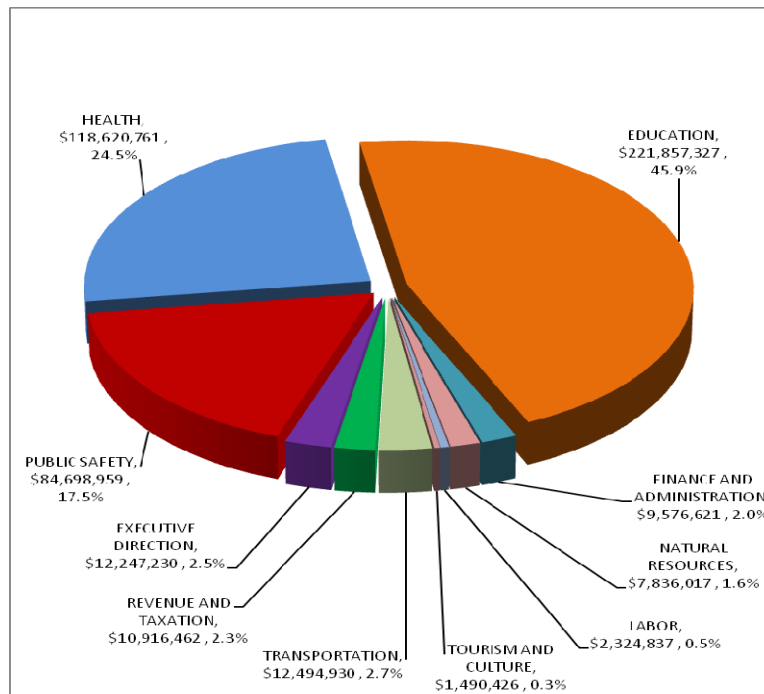
# FY 2012 and FY 2013 GENERAL FUND ALLOCATION

## Allocation By Cabinet Department

**FY 2012 Total General Fund  
(Executive Branch): \$463,228,749**



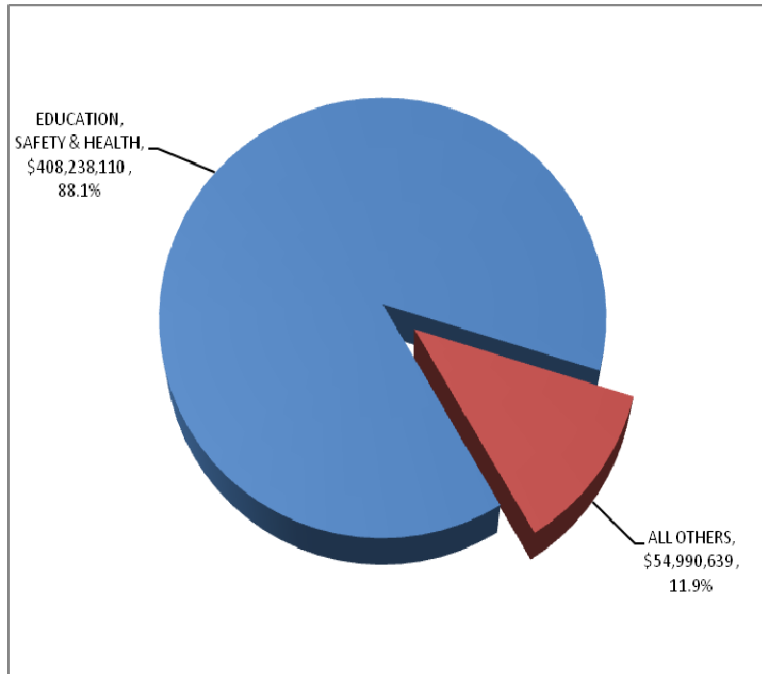
**FY 2013 Total General Fund  
(Executive Branch): \$483,618,667**



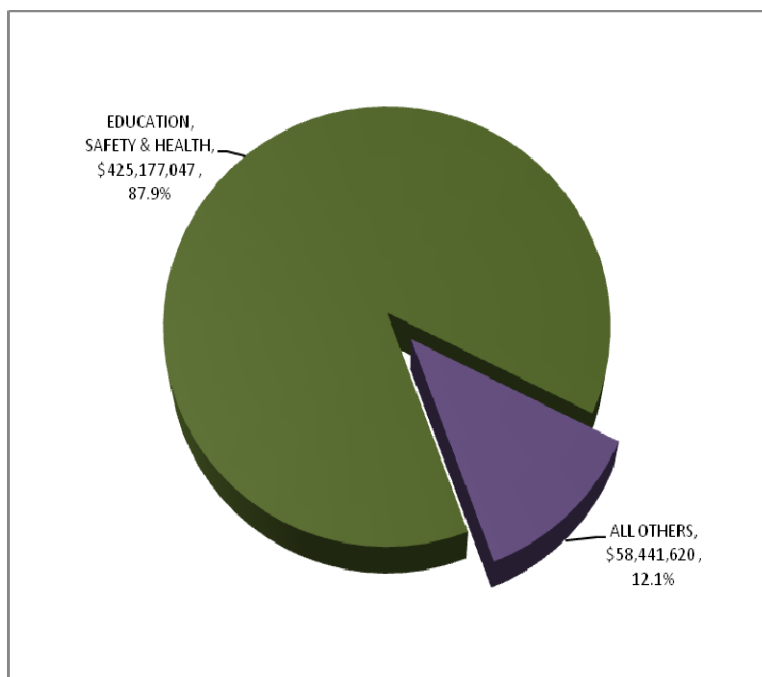
# FY 2012 and FY 2013 GENERAL FUND ALLOCATION

## Allocation to Education, Health & Public Safety vs. All Other Service Areas

**FY 2012 Total General Fund  
(Executive Branch): \$463,228,749**



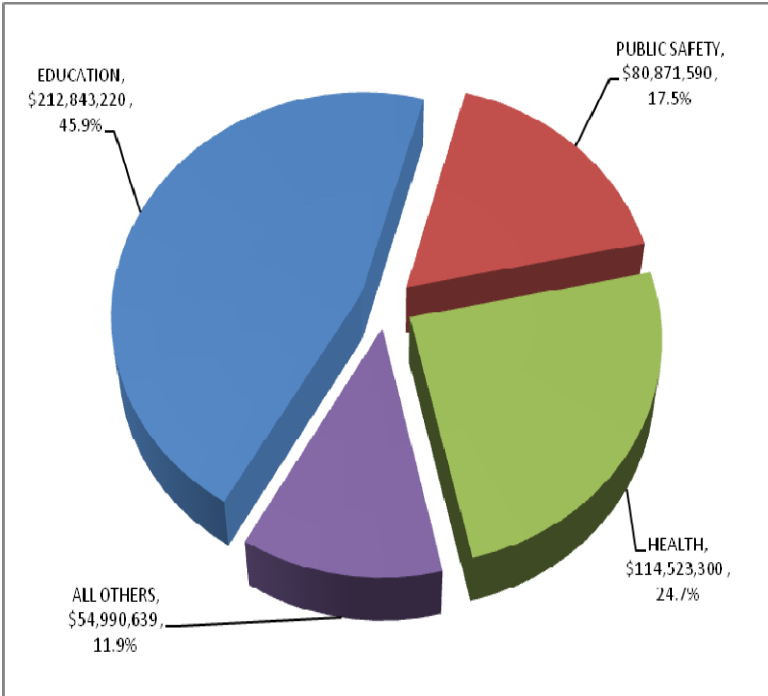
**FY 2013 Total General Fund  
(Executive Branch): \$483,618,667**



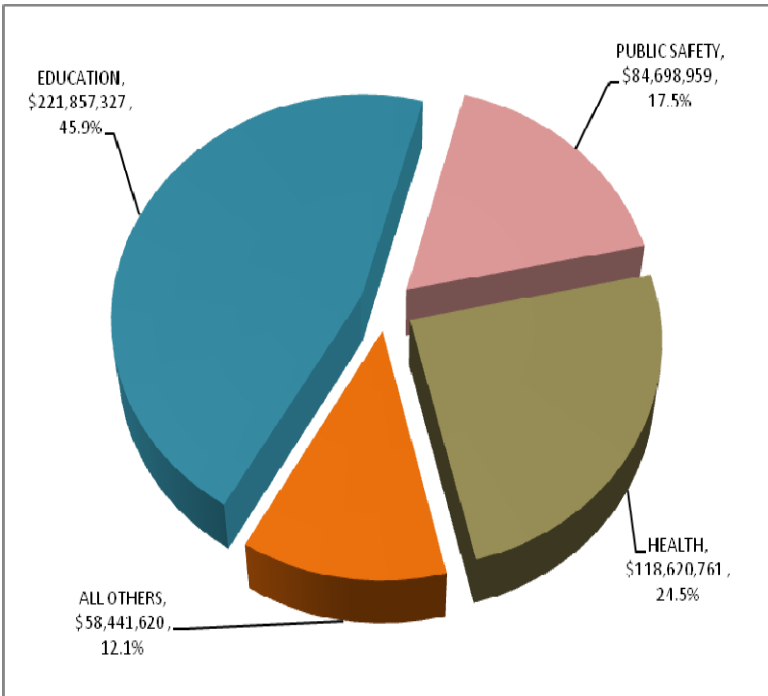
# FY 2012 and FY 2013 GENERAL FUND ALLOCATION

## Allocation By Key Service Area

**FY 2012 Total General Fund (Executive Branch): \$463,228,749**



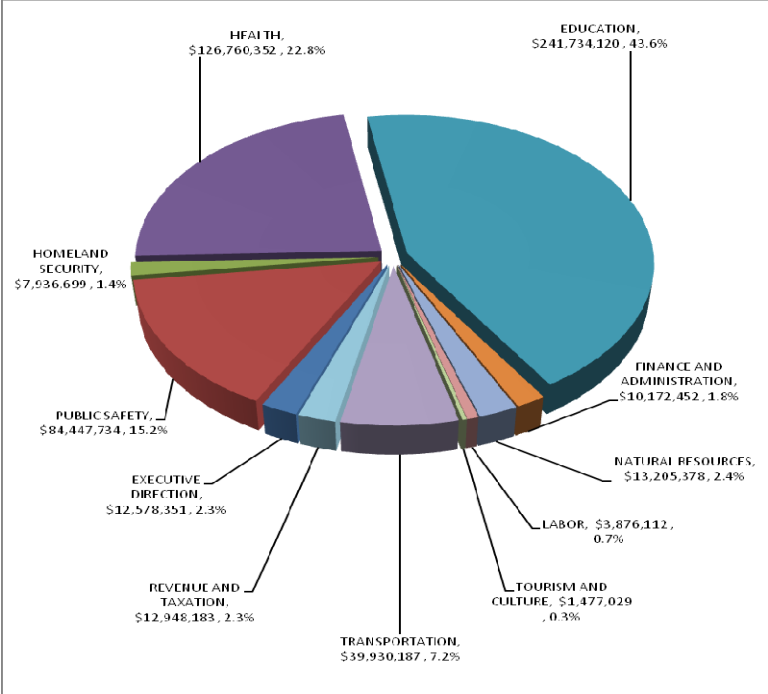
**FY 2013 Total General Fund (Executive Branch): \$483,618,667**



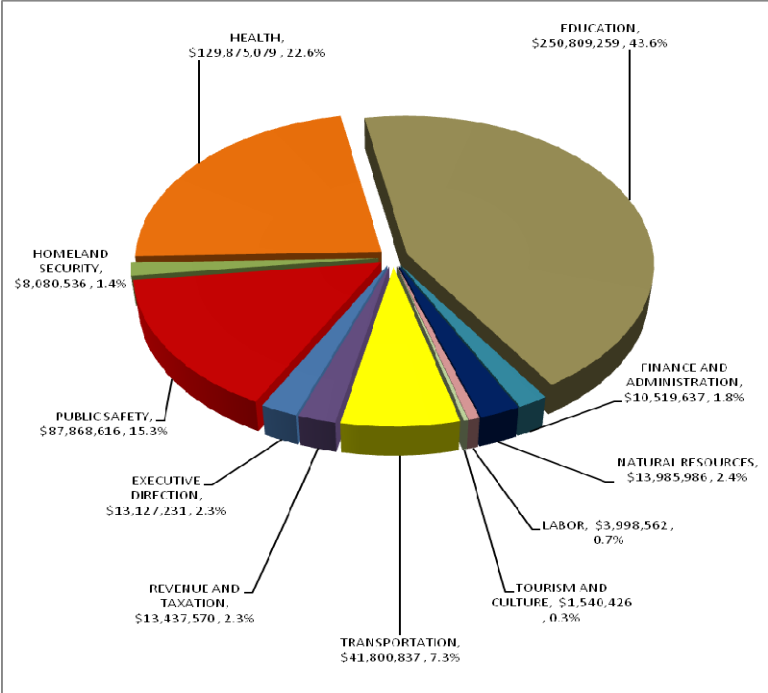
# FY 2012 and FY 2013 GENERAL FUND & SPECIAL FUND ALLOCATION

## Allocation By Cabinet Department

**FY 2012 Total General Fund & Special Fund  
(Executive Branch): \$555,066,597**



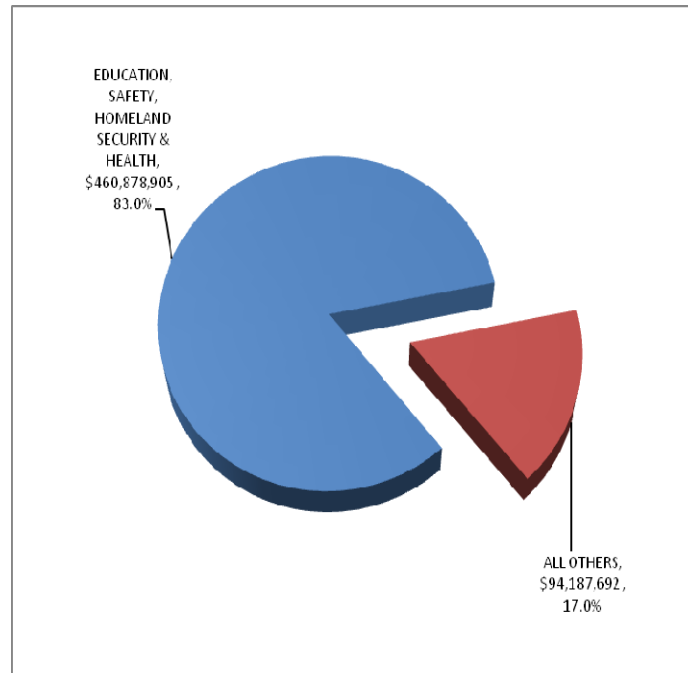
**FY 2013 Total General Fund & Special Fund  
(Executive Branch): \$575,043,739**



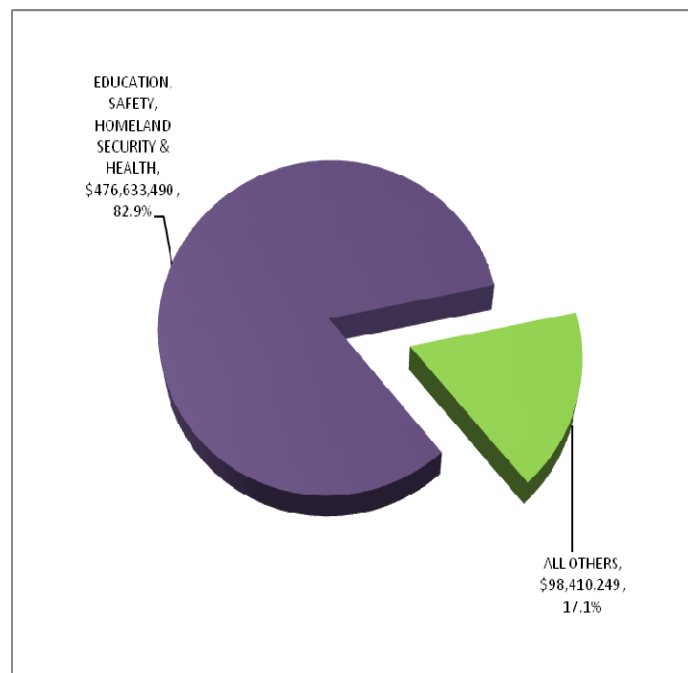
# FY 2012 and FY 2013 GENERAL FUND & SPECIAL FUND ALLOCATION

## Allocation to Education, Public Safety, Homeland Security & Health vs. All Other Service Areas

**FY 2012 Total General Fund & Special Fund  
(Executive Branch): \$555,066,597**



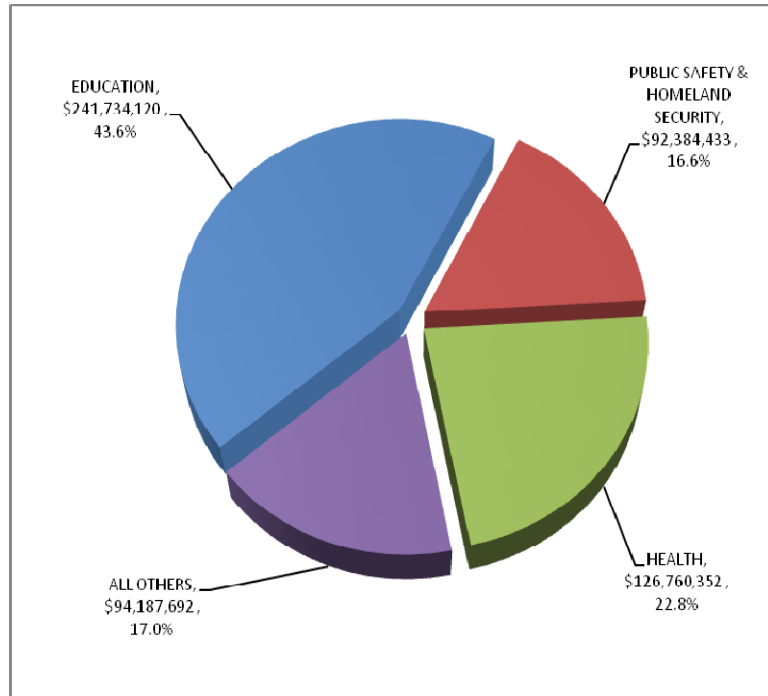
**FY 2013 Total General Fund & Special Fund  
(Executive Branch): \$575,043,739**



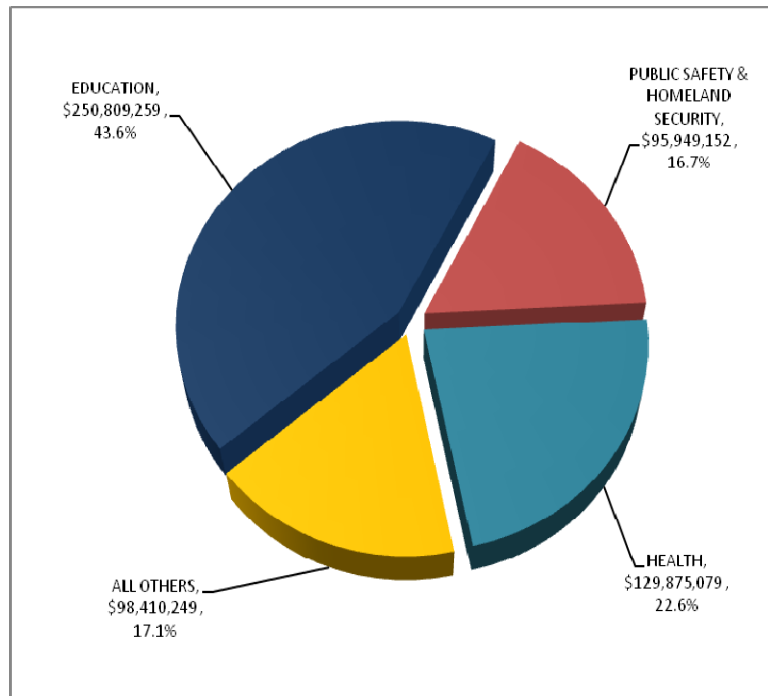
# FY 2012 and FY 2013 GENERAL FUND & SPECIAL FUND ALLOCATION

## Allocation By Key Service Area

**FY 2012 Total General Fund & Special Fund  
(Executive Branch): \$555,066,597**



**FY 2013 Total General Fund & Special Fund  
(Executive Branch): \$575,043,739**




**This page is intentionally left blank**



# ECONOMIC OUTLOOK

---



2007

Hagåtña Bay, Guam



# ECONOMIC OUTLOOK

---

---

## Economic Outlook for Guam Fiscal Years 2012 and 2013

Economic Factors Influencing  
General Fund Revenues

### Summary

Guam's economic outlook for Fiscal Year 2012 is positive with modest aggregate growth anticipated. The pace of growth is largely dependent on the timing of scheduled construction activity, recovery in Japan tourism and continued strength in the Korea and Taiwan tourism markets, although a number of other factors will make their contributions. Positive growth is likely, but this outlook is not immune to a variety of risks. Key risks include the volatility in the Middle East and North Africa, which heightens concerns of fuel price spikes and their dampening effect on worldwide economic recovery, expansion and overseas travel as well as the stabilization and containment of leaking radiation from Japan's tsunami damaged nuclear reactors at Fukushima and the related impacts. An increasing accumulation of funds appropriated or available, but not yet contracted, for defense construction and other purposes leads to the conclusion that construction is likely to increase dramatically and economic activity is likely to increase modestly in FY 2012, and moderately, thereafter. The growing federal deficit and calls for federal budget reductions makes it likely that the recent trend of increasing non-defense expenditures on Guam may reverse. However, Section 30 funding is expected to increase moderately in FY 2012 and FY 2013 due to positioning of military support personnel and reconciliation of the Section 30 ledger may yield additional revenue, but this fund source will not peak until full relocation of the Marines is achieved. An unprecedented level of funding, over \$1.6 billion, is available for contractual obligation for defense construction and other infrastructure projects. These are funded by U.S and Japan appropriations as well as bond and American Recovery and Reinvestment Act (ARRA) grants. Substantial additional U.S. and Japan funds may become available in the not too distant future providing upside potential for significantly greater growth rates. Future policy actions of the federal and local governments, as well as Japan's government regarding the buildup, are likely to further influence the pace and direction of Guam's economy in the years ahead.

### Defense Buildup Plans

The Record of Decision (ROD) was announced in September 2010, stating the Department of Defense's decision to proceed with plans to relocate a portion of U.S. Marine Corps forces to Guam from Okinawa. This enacts the blueprint for defense buildup projects on Guam and implementation of these plans will be the major force driving economic changes into the foreseeable future. Implementation has several components: These include: (1) Marine Corps: Relocation of approximately 8,600 Marines and their 9,000 dependents from Okinawa to Guam and development of facilities and infrastructure to support training and operations on Guam and Tinian. (2) Navy: Construction of a new deep-draft wharf with shore-side infrastructure improvements creating the capability in Apra Harbor, Guam to support a transient nuclear powered aircraft carrier, but has deferred site selection. (3) Army: Relocation of approximately 600 military personnel and their 900 dependents to establish and operate an Air and Missile Defense Task Force (AMDTF). As of the

# ECONOMIC OUTLOOK

---

---

date of this ROD, the DOD has not decided to construct and operate an AMDTF. Advancement in Chinese military capabilities bring Guam within reach of a variety of offensive military capabilities from China and suggest that plans for such a facility are likely to remain under active consideration. (4) Utilities: Renovation and development of additional capacity for power, water and wastewater systems, both on and off base. (5) Off-base Roadways: Improvements to off base roads, bridges, and intersections.

## **Construction**

The approximately \$1.6 billion currently available primarily for contractual obligation for defense construction and other infrastructure projects not yet contracted is from several sources and fiscal years. These include, Japan appropriated funds JFY2009, \$300 million, JFY 2010 \$500 million and yet to be contracted US Defense FY 2010 appropriations of \$367 million. ARRA funds awarded to the Government of Guam of \$139.5 million remained available for obligation as of December 31, 2010. Millions in bond financing is available for utility projects. GPA recently sold \$205 million in bonds on the municipal market. GWA borrowed \$118.8 million in bonds in November 2010. The Port Authority of Guam has \$50 million available from Supplemental FY 2010 appropriations administered by the U.S. Transportation Department's Maritime Administration. A portion of those funds will be expended in FY 2012 and FY 2013.

Sources of funds that are not available for immediate obligation likely to be authorized soon, primarily for construction, total over an additional billion dollars. These funds should begin to generate some economic activity economic activity in FY 2012 and more in FY 2013.

These funding sources include, the Guam Museum Bond in the amount of \$86.4 million, which is delayed due to a procurement protest, budgeted Japan FY 2011 funds of about \$400 million for Guam utilities have been passed into law as appropriations but the Japan bond funding to back them has not been authorized and their authorization requires approval from both houses which may be difficult. US Defense Construction Authorizations for FY 2011 of about \$500 million have been passed into law as appropriations but cannot be contracted until the funds are made available with the passage of the FY 2011 budget. The FY 2011 funds are likely to be available late in the year so the impact of their expenditure will be limited in FY 2012 and will extend to 2013 and beyond. The FY 2012 DOD military construction request of \$367 millions plus \$33 million for civilian infrastructure could begin to have significant impact in FY 2013. Most of the expected construction activity for FY 2012 will be limited to expenditure of funds already contracted or available for contracting.

Of the \$370 million in Department of Defense construction projects of \$5 million and above awarded in FY 2010, nearly all was awarded to off-island firms. In recent years past, the distribution of contract awards between local and off-island firms was more evenly divided. This raises the concern that while the total amount of the construction projects has increased, it is not clear what portion of the contracted amounts will make its way to Guam. This makes forecasting Guam construction and employment levels based on contract amounts more uncertain and likely having less impact per dollar contracted.

# ECONOMIC OUTLOOK

---

---

There was virtually no economic activity in FY 2010 from the items covered in the Final Environmental Impact Statement (FEIS) since the Record of Decision was not issued until late that year. While a number of contract awards were made in September 2010, the awards were too late in the year to have any impact on FY 2010. Delays occurred in commencing work on the FY 2010 projects for a variety of reasons including resolution of issues necessary to permit signing of the programmatic agreement. Construction is expected to increase substantially in 2012, but as the relocation construction projects will be mostly just starting near the beginning of FY 2012 and ramping up throughout the year, the average for the year will be somewhere in between the start and ending levels.

The largest project of the FY 2010 Military Construction funding is for a replacement Naval Hospital complex in Agana Heights. The groundbreaking ceremony took place about three months after the \$158 million contract was awarded for the project.

The contracting arrangements for the U.S. funded buildup projects were put in place with the Navy's May 11, 2010 \$4 billion contract award selecting seven companies for indefinite-quantity contracts. These firms will be given the bulk of the design and construction work for Marine Corps relocation and other military projects with specific projects to be awarded with task orders.

The Japan Mamizu funds are available but the contracting authority for their expenditure with indefinite-quantity Multiple Award Construction Contracts is not yet in place. The request for proposals for these contracts is due in April 2011. Task orders from these contracts are scheduled for contracting beginning in summer 2011. Construction will lag months until after that so little project activity will occur in FY 2011 but will commence and ramp up in FY 2012.

The largest Government of Guam project currently underway is the new John F. Kennedy High School; it is scheduled for completion by July 2011.

Private sector projects of note include the \$95 million 30 floor Bayview Hotel tower, to be the tallest on Guam, and convention center which is scheduled for completion and opening in spring 2012. Construction of the \$15 million New Harmon Apartments owned by Tanota Partners commenced in January 2010. The \$100 million Emerald Ocean Park condominium construction, started in March 2008, is currently at a standstill. On April 11, 2011, the Guam Healthcare and Hospital Development Foundation announced that it has begun designing Phase 1 plans with 130 acute care beds estimated to cost \$197 million, with plans to expand to 350 beds.

While the projects outlined in the FEIS are proceeding, the timeframes for the activity have been delayed and stretched out over a longer time frame. Measures of growth for population, employment and revenue, provided in the FEIS therefore, will remain largely unachieved in the FY 2012 and 2013 time periods.

It appears that the commencement of substantial growth originally projected in the NAVFAC Pacific Draft Environmental Impact Statement (DEIS) assumptions for population growth and additional revenues from buildup construction in 2010 will be deferred until FY 2012 and increase at a slower rate.

# ECONOMIC OUTLOOK

---

---

NAVFAC Pacific DEIS constrained assumptions for additional revenues realized from Gross Receipts, Corporate and Personal Income taxes projected to be realized from buildup construction by year are:

| DEIS Revenue Growth Forecast |                   |
|------------------------------|-------------------|
| 2010                         | \$ 67.414 million |
| 2011                         | \$143.295 million |
| 2012                         | \$235.480 million |

FEIS Projected Population Increases (Unconstrained)

| Guam Population Growth |        |
|------------------------|--------|
| 2010                   | 11,039 |
| 2011                   | 27,835 |
| 2012                   | 44,301 |

## Tourism

In 2010, air service to Guam was expanded, visitor arrivals rebounded, employment increased, and gross receipts tax revenue, a measure of business activity, increased. The improvement in visitor industry statistics from FY 2009 to FY 2010 is impressive. Visitor arrivals were up 11.2%, and hotel occupancy tax receipts were up 11.9%. Two Tumon Bay hotels, the Aurora Resort and the Sherwood remain closed. Reopening is planned this year for the Aurora's Island Wing along with offering 75 one and two bedroom converted apartments under new ownership.

By country of residence, the number of visitors increased significantly from each of the four largest markets: Japan, Korea, Taiwan and the U.S. mainland. Other markets of interest showing large percentage increases over the year include Hong Kong, up 140%, Australia, up 28% and China, up 45%. The fiscal year ended strongly with total visitor arrivals for the month of September, compared to September last year, up 15.6% and hotel occupancy tax collections up 24.6%. The tourism sector's recovery and growth in FY 2010 has continued into the first five months of FY 2011.

That growth in the Japan market experienced an abrupt reversal on March 12, 2011, the day immediately following the earthquake, tsunami and nuclear power plant damage at Fukushima. The loss of life, homes, jobs and displacement of residents was of such severity that the Japanese Prime Minister Naoto Kan said "Within 65 years after the end of World War II, this is the most difficult

# ECONOMIC OUTLOOK

---

---

and most difficult crisis for Japan”. The disaster has been officially named Great East Japan Earthquake. The U.S. Department of State has issued a March 21 Travel Warning discouraging U.S. residents from visiting Japan at this time. The U.S. State Department downgraded on March 21 the Travel Warning and announced specific areas where U.S. Citizens should defer non-essential travel including Tokyo (Tokyo Capital Region). As a precaution, U.S. citizens within 50 miles of the Fukushima Daiichi Nuclear Power Plant are advised to evacuate the area or take shelter indoors if evacuation is not possible. Flights to Guam and the United States from Japan have been reduced somewhat. Commercial flights have resumed at all airports, except Sendai airport which remains closed. All of this is particularly important to Guam’s economy as the Japan segment for 2010 comprised 75% of Guam’s visitors. Given the magnitude of the disaster, the downturn in Japan arrivals to Guam was expected. Japan daily arrivals have dropped off approximately 20% since the March 11 disaster. For the entire month ending March 31, Japan arrivals are down 9.4% and total arrivals to Guam are down 5.8% compared to figures of one year ago.

The economic ramifications of the earthquake and tsunami include disruptions in transportation, electrical power generation and supply lines, affecting businesses and individuals. The expenditure of private and government resources are likely to be refocused to reconstruction efforts with travel for business and leisure purposes being curtailed. Typically, tourism declines following a natural or economic crisis, and over a period of time, recovers. The expectation is that in 2012 tourism on Guam from outbound Japanese travelers will be in gradual recovery.

The assumption is that tourism levels for FY 2012 will be below those achieved in FY 2010 and will remain above the depressed levels of FY 2009. Since tourism is a much larger component of Guam’s economic activity than construction, whether measured by revenues or employment, a larger percentage increase in construction is necessary to off-set any decline in visitor industry expenditures.

## **Outlook for 2013**

The outlook for FY 2013 at this time is continuing recovery, with modest growth in the tourism sector. In the construction sector, activity is expected to continue to ramp up. While the aggregate economic activity in FY 2012 is likely to be positive, the robust growth over the year expected in construction will be somewhat offset by the still somewhat recovering Japanese tourist market. It is possible that by 2013 the Japan tourist sector may have recovered so that the entire amount of increased construction revenue will be added to the base. By then, there is a possibility that tourism from China may continue growth to become a more significant share. The potential is for FY 2013 to be significantly stronger than FY 2012, not only in the tourism sector but also in construction. The beginning construction level in FY 2013 will be the year end high of FY 2012 and is expected to ramp up further, assuming buildup plans and funding remain as currently planned.

# ECONOMIC OUTLOOK

---

---

## **Conclusion**

The most reasonable economic growth scenarios range from little to moderate to robust. Economic contraction in FY 2012 or FY 2013 appears unlikely. Given current information, Guam's economy is expected to expand moderately in FY 2012 & 2013 driven by construction activity levels rising substantially throughout the year. Increased construction expenditures in the economy over time, are likely to more than offset an expected decline in tourist activity, since the dollar amount of major construction projects planned is immense. However, this expectation will change if tourist reductions are greater than anticipated and budgeted construction projects are delayed substantially. An important budgetary note is that while FY 2012 revenues are expected to increase modestly over FY 2010 and FY 2011, the average revenue levels will not be available at the beginning of the fiscal year. Revenues are expected to start the year near status quo levels and ramp up during the year as tourism continues recovery and construction projects get underway.

**Gary Hiles**  
**Chief Economist**  
**Department of Labor**



# ECONOMIC OUTLOOK

**Table: Major Defense Projects on Guam under Construction or Scheduled by Start/Award Date**  
As of March 31, 2011

| Project Name   | Funding Source                             | Contract Award/Start Date | Contract Amount | Status  |
|--|--|---------------------------|-----------------|---------|
| Wastewater collection system upgrade   | FY 2009 National Defense Authorization Act | Aug-2009                  | \$ 13,892,789   | Started |
| Substation, distribution feeders, and switch station, AAFB   | FY 2010 National Defense Authorization Act | Mar-2010                  | \$ 21,386,549   | Started |
| Design and construction of Guam Army National Guard Readiness Center   | FY 2010 National Defense Authorization Act | Mar-2010                  | \$ 18,394,000   | Started |
| Design/const of combat support vehicle maintenance facility northwest field AAFB   | FY 2010 National Defense Authorization Act | Mar-2010                  | \$ 12,959,699   | Started |
| Design and construction of Torpedo Exercise Support Building and Consolidated Submarine Learning Center Squadron 15 HQ facility at Polaris Point | FY 2010 National Defense Authorization Act | May-2010                  | \$ 23,405,000   | Started |
| Design and construction to replace 30 family housing units at North Tupalao, Phase III, U.S. Naval Base, Guam                                    | FY 2010 National Defense Authorization Act | Jun-2010                  | \$ 14,655,000   | Started |
| Design and construction of the repair, sustainment, restoration and modernization of the waterfront facilities at Sumay Cove                     | National Defense Authorization Act         | Jun-2010                  | \$ 19,026,000   | Started |
| Design and construction of a Navy Exchange Minimart and gas station at Naval Base Guam   | National Defense Authorization Act         | Jul-2010                  | \$ 6,607,000    | Started |
| Construction of New Naval Hospital   | FY 2010 National Defense Authorization Act | Sep-2010                  | \$ 158,132,500  | Awarded |
| Replacement of military working dog facility at Apra Harbor, Naval Base Guam   | FY 2010 National Defense Authorization Act | Sep-2010                  | \$ 7,223,135    | Awarded |
| Apra Harbor Wharf Improvements at Naval Base, Guam   | FY 2010 National Defense Authorization Act | Sep-2010                  | \$ 85,999,000   | Awarded |

**TOTALS**

11 projects      \$ 381,680,672

**Projects Scheduled for 2011 Contract Award:**

|   |  |                  |                |        |
|---|--|------------------|----------------|--------|
| Marine Aviation Complex North Ramp Utilities (Phase 1)        | FY 2010 National Defense Authorization Act | May-2011         | \$ 22,000,000  | Future |
| Marine Aviation Complex North Ramp Aircraft Parking (Phase 1) | FY 2010 National Defense Authorization Act | May-2011         | \$ 89,000,000  | Future |
| Apra Harbor Medical Clinic                                    | Japan FY 2010                              | Summer 2011      | \$ 96,000,000  | Future |
| Marine Base Utilities and Site Improvements (Phase 1)         | Japan FY 2009                              | Summer 2011      | \$ 321,000,000 | Future |
| Marine Base Utilities and Site Improvements (Phase 2)         | Japan FY 2010                              | Winter 2011/2012 | \$ 309,000,000 | Future |
| Apra Harbor Waterfront Headquarters                           | United States FY 2011                      | Dec-2011         | \$ 24,800,000  | Future |

**TOTALS**

6 projects      \$ 861,800,000

**This page is intentionally left blank**

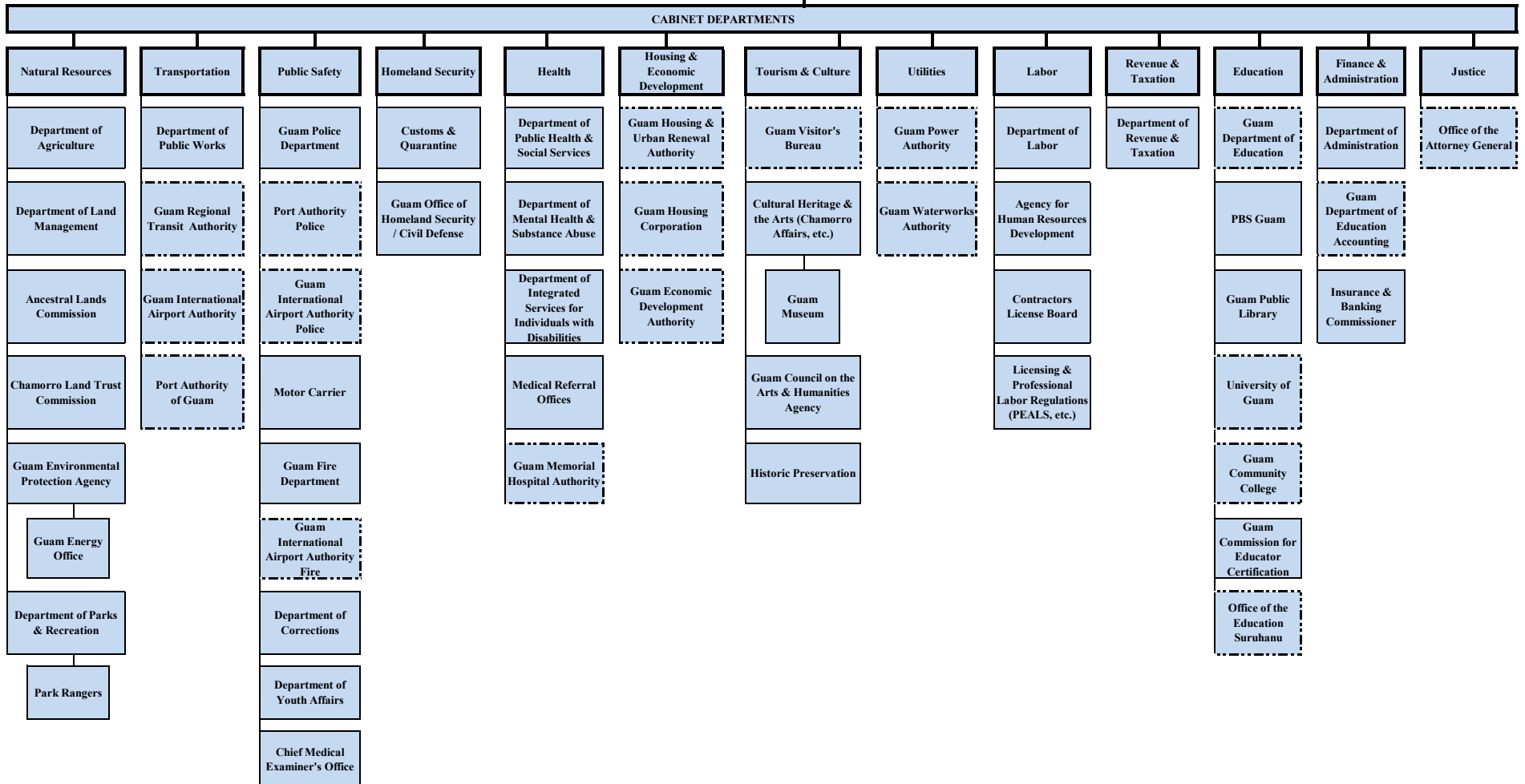
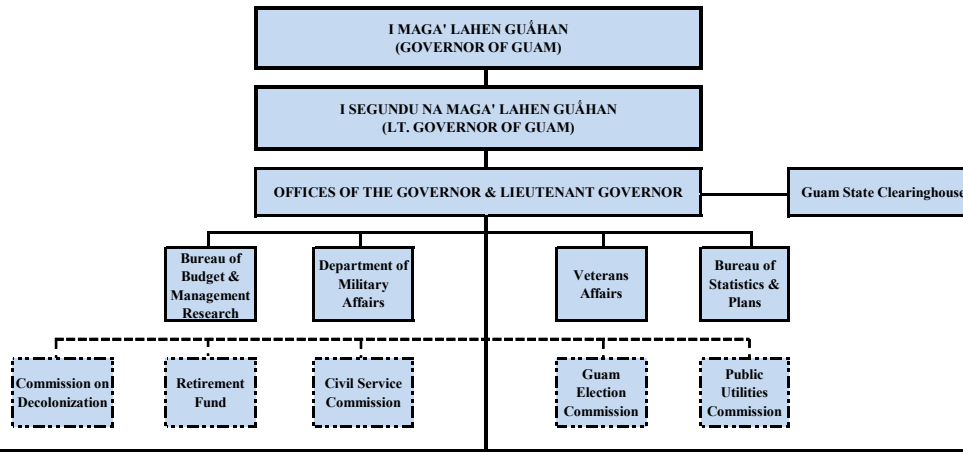
# ORGANIZATIONAL CHART

---





**GOVERNMENT OF GUAM  
EXECUTIVE BRANCH ORGANIZATIONAL CHART  
FISCAL YEARS 2012 AND 2013**



**This page is intentionally left blank**

# SUMMARY / STATEMENT OF REQUEST

---







## SUMMARY OF REQUEST FOR FY 2012 & 2013 OPERATIONS

|      |  | GENERAL FUND          |                       | SPECIAL FUND          |                       | FEDERAL FUND MATCH   |                      | GRAND TOTAL           |                       |
|------|--|-----------------------|-----------------------|-----------------------|-----------------------|----------------------|----------------------|-----------------------|-----------------------|
| I.   | EXECUTIVE BRANCH   | FY 2012               | FY 2013               | FY 2012               | FY 2013               | FY 2012              | FY 2013              | FY 2012               | FY 2013               |
| A.   | EXECUTIVE DIRECTION  | \$ 11,698,350         | \$ 12,247,230         | \$ 820,001            | \$ 820,001            | \$ 1,547,700         | \$ 1,547,700         | \$ 14,066,051         | \$ 14,614,931         |
| B.   | PUBLIC SAFETY  | 77,545,171            | 82,352,997            | 3,576,144             | 3,169,657             | 828,136              | 828,136              | 81,949,451            | 86,350,790            |
| C.   | HOMELAND SECURITY  | -                     | -                     | 7,936,699             | 8,080,536             | -                    | -                    | 7,936,699             | 8,080,536             |
| D.   | HEALTH   | 81,906,910            | 85,440,860            | 8,728,118             | 8,745,384             | 27,392,160           | 27,392,160           | 118,027,188           | 121,578,404           |
| E.   | EDUCATION  | 205,836,379           | 214,628,051           | 26,046,544            | 26,137,753            | 4,415,114            | 4,415,114            | 236,298,037           | 245,180,918           |
| F.   | UTILITIES  | -                     | -                     | -                     | -                     | -                    | -                    | -                     | -                     |
| G.   | FINANCE AND ADMINISTRATION   | 9,189,559             | 9,576,621             | 952,893               | 913,016               | -                    | -                    | 10,142,452            | 10,489,637            |
| H.   | NATURAL RESOURCES  | 7,502,704             | 7,836,017             | 4,533,297             | 4,980,592             | 216,550              | 216,550              | 12,252,551            | 13,033,159            |
| I.   | LABOR  | 2,225,948             | 2,324,837             | 1,650,164             | 1,673,725             | 42,100               | 42,100               | 3,918,212             | 4,040,662             |
| J.   | TOURISM AND CULTURE  | 1,427,029             | 1,490,426             | -                     | -                     | 307,500              | 307,500              | 1,734,529             | 1,797,926             |
| K.   | HOUSING AND ECONOMIC DEVELOPMENT   | -                     | -                     | -                     | -                     | -                    | -                    | -                     | -                     |
| L.   | TRANSPORTATION   | 12,494,930            | 13,050,027            | 21,426,054            | 21,597,931            | -                    | -                    | 33,920,984            | 34,647,958            |
| M.   | REVENUE AND TAXATION   | 10,452,119            | 10,916,462            | 665,217               | 679,059               | -                    | -                    | 11,117,336            | 11,595,521            |
|      | SUBTOTAL   | \$ 420,279,099        | \$ 439,863,528        | \$ 76,335,131         | \$ 76,797,654         | \$ 34,749,260        | \$ 34,749,260        | \$ 531,363,490        | \$ 551,410,442        |
| II.  | MISCELLANEOUS APPROPRIATIONS   | \$ 70,008,806         | \$ 68,033,772         | \$ 20,977,704         | \$ 21,102,405         | \$ -                 | \$ -                 | \$ 90,986,510         | \$ 89,136,177         |
|      | SUBTOTAL EXECUTIVE BRANCH  | \$ 490,287,905        | \$ 507,897,300        | \$ 97,312,835         | \$ 97,900,059         | \$ 34,749,260        | \$ 34,749,260        | \$ 622,350,000        | \$ 640,546,619        |
| III. | CONTINUING APPROPRIATIONS  | \$ 17,358,722         | \$ 6,854,714          | \$ 11,900,797         | \$ 20,439,581         | \$ -                 | \$ -                 | \$ 29,259,519         | \$ 27,294,295         |
| IV.  | RESERVED FOR LEGISLATURE, UNIFIED JUDICIARY,<br>PUBLIC DEF. SVCS. CORP., MAYOR'S COUNCIL, OFFICE<br>OF PUBLIC ACCOUNTABILITY, PUBLIC GUARDIAN,<br>ATTORNEY GENERAL'S OFFICE & GUAM VISITORS BUREAU | \$ 53,525,416         | \$ 58,477,613         | \$ 11,321,721         | \$ 12,878,916         | \$ 10,399,408        | \$ 10,399,408        | \$ 75,246,545         | \$ 81,755,937         |
|      | <b>GRAND TOTAL</b>   | <b>\$ 561,172,043</b> | <b>\$ 573,229,627</b> | <b>\$ 120,535,353</b> | <b>\$ 131,218,556</b> | <b>\$ 45,148,668</b> | <b>\$ 45,148,668</b> | <b>\$ 726,856,064</b> | <b>\$ 749,596,851</b> |

**This page is intentionally left blank**

**STATEMENT OF REQUEST FOR FY 2012 & 2013 OPERATIONS**

|   | GENERAL FUND          |                       | SPECIAL FUND         |                      | FEDERAL FUND MATCH   |                      | GRAND TOTAL           |                       |
|---|-----------------------|-----------------------|----------------------|----------------------|----------------------|----------------------|-----------------------|-----------------------|
|   | FY 2012               | FY 2013               | FY 2012              | FY 2013              | FY 2012              | FY 2013              | FY 2012               | FY 2013               |
| <b>I. EXECUTIVE BRANCH</b>  |                       |                       |                      |                      |                      |                      |                       |                       |
| <b>A. EXECUTIVE DIRECTION</b>   |                       |                       |                      |                      |                      |                      |                       |                       |
| 1. OFFICE OF I MAGA'LAHEN GUAHAN AND I SEGUNDU NA<br>MAGA'LAHEN GUAHAN    | \$ 6,307,189          | \$ 6,616,560          | \$ 369,928           | \$ 369,928 1/        | \$ -                 | \$ -                 | \$ 6,677,117          | \$ 6,986,488          |
| 2. COMMISSION ON DECOLONIZATION   | 243,972               | 254,811               | -                    | -                    | -                    | -                    | 243,972               | 254,811               |
| 3. CIVIL SERVICE COMMISSION   | 841,780               | 879,177               | -                    | -                    | -                    | -                    | 841,780               | 879,177               |
| 4. GUAM ELECTION COMMISSION   | 908,223               | 948,572               | -                    | -                    | -                    | -                    | 908,223               | 948,572               |
| 5. BUREAU OF BUDGET AND MANAGEMENT RESEARCH                               | 1,090,867             | 1,139,330             | 450,073              | 450,073 1/           | -                    | -                    | 1,540,940             | 1,589,403             |
| 6. MILITARY AFFAIRS   | 673,834               | 703,770               | -                    | -                    | 1,547,700            | 1,547,700            | 2,221,534             | 2,251,470             |
| 7. VETERAN'S AFFAIRS  | 410,451               | 428,686               | -                    | -                    | -                    | -                    | 410,451               | 428,686               |
| 8. BUREAU OF STATISTICS AND PLANS   | 1,222,034             | 1,276,324             | -                    | -                    | -                    | -                    | 1,222,034             | 1,276,324             |
| <b>SUBTOTAL-EXECUTIVE DIRECTION</b>                                       | <b>\$ 11,698,350</b>  | <b>\$ 12,247,230</b>  | <b>\$ 820,001</b>    | <b>\$ 820,001</b>    | <b>\$ 1,547,700</b>  | <b>\$ 1,547,700</b>  | <b>\$ 14,066,051</b>  | <b>\$ 14,614,931</b>  |
| <b>B. PUBLIC SAFETY</b>   |                       |                       |                      |                      |                      |                      |                       |                       |
| 1. GUAM POLICE DEPARTMENT   | \$ 26,246,220         | \$ 27,412,229         | \$ 526,419           | \$ 547,309 2/        | \$ 726,136           | \$ 726,136           | \$ 27,498,775         | \$ 28,685,674         |
| 2. GUAM FIRE DEPARTMENT   | 30,529,982            | 31,886,300            | 1,685,751            | 1,670,687 3/         | 102,000              | 102,000              | 32,317,733            | 33,658,987            |
| 3. CORRECTIONS  | 15,931,112            | 17,638,864            | 1,011,203            | 951,661 4/           | -                    | -                    | 16,942,315            | 18,590,525            |
| 4. YOUTH AFFAIRS  | 4,079,726             | 4,613,742             | 352,771              | - 5/                 | -                    | -                    | 4,432,497             | 4,613,742             |
| 5. CHIEF MEDICAL EXAMINER   | 411,806               | 430,101               | -                    | -                    | -                    | -                    | 411,806               | 430,101               |
| 6. PROGRAMS FOR RUNAWAYS, HOMELESS, VICTIMS OF ABUSE (DYA)                | 346,325               | 371,761               | -                    | -                    | -                    | -                    | 346,325               | 371,761               |
| <b>SUBTOTAL-PUBLIC SAFETY</b>   | <b>\$ 77,545,171</b>  | <b>\$ 82,352,997</b>  | <b>\$ 3,576,144</b>  | <b>\$ 3,169,657</b>  | <b>\$ 828,136</b>    | <b>\$ 828,136</b>    | <b>\$ 81,949,451</b>  | <b>\$ 86,350,790</b>  |
| <b>C. HOMELAND SECURITY</b>   |                       |                       |                      |                      |                      |                      |                       |                       |
| 1. CUSTOMS AND QUARANTINE   | \$ -                  | \$ -                  | \$ 7,936,699         | \$ 8,080,536 6/      | \$ -                 | \$ -                 | \$ 7,936,699          | \$ 8,080,536          |
| 2. OFFICE OF CIVIL DEFENSE  | -                     | -                     | -                    | -                    | -                    | -                    | -                     | -                     |
| <b>SUBTOTAL-HOMELAND SECURITY</b>   | <b>\$ -</b>           | <b>\$ -</b>           | <b>\$ 7,936,699</b>  | <b>\$ 8,080,536</b>  | <b>\$ -</b>          | <b>\$ -</b>          | <b>\$ 7,936,699</b>   | <b>\$ 8,080,536</b>   |
| <b>D. HEALTH</b>  |                       |                       |                      |                      |                      |                      |                       |                       |
| 1. GUAM MEMORIAL HOSPITAL AUTHORITY                                       | \$ 12,576,925         | \$ 8,731,319          | \$ -                 | \$ -                 | \$ -                 | \$ -                 | \$ 12,576,925         | \$ 8,731,319          |
| 2. PUBLIC HEALTH AND SOCIAL SERVICES                                      | 25,056,838            | 26,723,996            | 5,164,909            | 5,169,373 7/         | 10,219,050           | 10,219,050           | 40,440,797            | 42,112,419            |
| 3. MEDICAL REFERRAL OFFICES   | 656,588               | 728,902               | -                    | -                    | -                    | -                    | 656,588               | 728,902               |
| 4. DEPARTMENT OF INTEGRATED SERVICES FOR INDIVIDUALS WITH<br>DISABILITIES | 1,340,403             | 1,399,951             | 513,881              | 526,683 5/           | 2,052,208            | 2,052,208            | 3,906,492             | 3,978,842             |
| 5. MENTAL HEALTH AND SUBSTANCE ABUSE                                      | 13,538,652            | 18,538,652            | 3,049,328            | 3,049,328 5/         | 225,862              | 225,862              | 16,813,842            | 21,813,842            |
| 6. RESIDENTIAL TREATMENT FUND (DOA)                                       | 1,200,000             | 1,200,000             | -                    | -                    | -                    | -                    | 1,200,000             | 1,200,000             |
| 7. MIP PAYMENT REVOLVING FUND FOR MIP (PH&SS)                             | 15,067,551            | 15,648,087            | -                    | -                    | -                    | -                    | 15,067,551            | 15,648,087            |
| 8. LOCAL MATCH REQUIREMENT FOR MEDICAID PROGRAM (PH&SS)                   | 12,469,953            | 12,469,953            | -                    | -                    | 14,895,040           | 14,895,040           | 27,364,993            | 27,364,993            |
| <b>SUBTOTAL-HEALTH</b>  | <b>\$ 81,906,910</b>  | <b>\$ 85,440,860</b>  | <b>\$ 8,728,118</b>  | <b>\$ 8,745,384</b>  | <b>\$ 27,392,160</b> | <b>\$ 27,392,160</b> | <b>\$ 118,027,188</b> | <b>\$ 121,578,404</b> |
| <b>E. EDUCATION</b>   |                       |                       |                      |                      |                      |                      |                       |                       |
| 1. GUAM DEPARTMENT OF EDUCATION   | \$ 164,656,687        | \$ 171,618,919        | \$ 26,046,544        | \$ 26,137,753 8/     | \$ -                 | \$ -                 | \$ 190,703,231        | \$ 197,756,672        |
| 2. GUAM COMMISSION ON EDUCATION CERTIFICATION (GCEC)                      | 232,142               | 242,455               | -                    | -                    | -                    | -                    | 232,142               | 242,455               |
| 3. UNIVERSITY OF GUAM   | 26,687,121            | 27,872,717            | -                    | -                    | 2,943,706            | 2,943,706            | 29,630,827            | 30,816,423            |
| 4. GUAM COMMUNITY COLLEGE   | 12,199,194            | 12,741,153            | -                    | -                    | 1,471,408            | 1,471,408            | 13,670,602            | 14,212,561            |
| 5. PBS GUAM   | 623,596               | 651,300               | -                    | -                    | -                    | -                    | 623,596               | 651,300               |
| 6. GUAM PUBLIC LIBRARY  | 1,437,639             | 1,501,507             | -                    | -                    | -                    | -                    | 1,437,639             | 1,501,507             |
| <b>SUBTOTAL-EDUCATION</b>   | <b>\$ 205,836,379</b> | <b>\$ 214,628,051</b> | <b>\$ 26,046,544</b> | <b>\$ 26,137,753</b> | <b>\$ 4,415,114</b>  | <b>\$ 4,415,114</b>  | <b>\$ 236,298,037</b> | <b>\$ 245,180,918</b> |

|  | GENERAL FUND          |                       | SPECIAL FUND         |                      | FEDERAL FUND MATCH |                      | GRAND TOTAL          |                       |                       |
|--|-----------------------|-----------------------|----------------------|----------------------|--------------------|----------------------|----------------------|-----------------------|-----------------------|
|  | FY 2012               | FY 2013               | FY 2012              | FY 2013              | FY 2012            | FY 2013              | FY 2012              | FY 2013               |                       |
| <b>F. UTILITIES</b>  |                       |                       |                      |                      |                    |                      |                      |                       |                       |
| 1. N/A   | \$ -                  | \$ -                  | \$ -                 | \$ -                 | \$ -               | \$ -                 | \$ -                 | \$ -                  |                       |
| <b>G. FINANCE AND ADMINISTRATION</b>                                   |                       |                       |                      |                      |                    |                      |                      |                       |                       |
| 1. DEPARTMENT OF ADMINISTRATION  | \$ 8,712,559          | \$ 9,099,621          | \$ 916,893           | \$ 877,016           | 1/                 | \$ -                 | \$ -                 | \$ 9,629,452          | \$ 9,976,637          |
| 2. GOVERNMENT CLAIMS FUND  | 100,000               | 100,000               | -                    | -                    |                    | -                    | -                    | 100,000               | 100,000               |
| 3. GOVERNMENT OF GUAM ANNUAL SINGLE AUDIT                              | 377,000               | 377,000               | 36,000               | 36,000               | 26/                | -                    | -                    | 413,000               | 413,000               |
| <b>SUBTOTAL-FINANCE AND ADMINISTRATION</b>                             | <b>\$ 9,189,559</b>   | <b>\$ 9,576,621</b>   | <b>\$ 952,893</b>    | <b>\$ 913,016</b>    |                    | <b>\$ -</b>          | <b>\$ -</b>          | <b>\$ 10,142,452</b>  | <b>\$ 10,489,637</b>  |
| <b>H. NATURAL RESOURCES</b>  |                       |                       |                      |                      |                    |                      |                      |                       |                       |
| 1. AGRICULTURE   | \$ 2,884,414          | \$ 3,012,556          | \$ 83,817            | \$ 85,083            | 9/                 | \$ 216,550           | \$ 216,550           | \$ 3,184,781          | \$ 3,314,189          |
| 2. LAND MANAGEMENT   | 867,160               | 905,684               | 2,885,837            | 3,106,697            | 10/                | -                    | -                    | 3,752,997             | 4,012,381             |
| 3. GUAM ENVIRONMENTAL PROTECTION AGENCY                                | -                     | -                     | 632,696              | 620,636              | 11/                | -                    | -                    | 632,696               | 620,636               |
| 4. PARKS AND RECREATION  | 3,536,921             | 3,694,052             | 193,304              | 192,763              | 12/                | -                    | -                    | 3,730,225             | 3,886,815             |
| 5. ANCESTRAL LANDS COMMISSION  | 214,209               | 223,725               | -                    | -                    |                    | -                    | -                    | 214,209               | 223,725               |
| 6. CHAMORRO LAND TRUST COMMISSION                                      | -                     | -                     | 737,643              | 975,413              | 13/                | -                    | -                    | 737,643               | 975,413               |
| 7. GUAM ENERGY OFFICE  | -                     | -                     | -                    | -                    |                    | -                    | -                    | -                     | -                     |
| <b>SUBTOTAL-NATURAL RESOURCES</b>                                      | <b>\$ 7,502,704</b>   | <b>\$ 7,836,017</b>   | <b>\$ 4,533,297</b>  | <b>\$ 4,980,592</b>  |                    | <b>\$ 216,550</b>    | <b>\$ 216,550</b>    | <b>\$ 12,252,551</b>  | <b>\$ 13,033,159</b>  |
| <b>I. LABOR</b>  |                       |                       |                      |                      |                    |                      |                      |                       |                       |
| 1. DEPARTMENT OF LABOR   | \$ 1,427,355          | \$ 1,490,766          | \$ 552,192           | \$ 539,260           | 14/                | \$ 42,100            | \$ 42,100            | \$ 2,021,647          | \$ 2,072,126          |
| 2. WORKERS COMPENSATION FUND (LABOR)                                   | 798,593               | 834,071               | -                    | -                    |                    | -                    | -                    | 798,593               | 834,071               |
| 3. PROFESSIONAL ENGINEERS, ARCHITECTS AND LAND SURVEYORS (PEALS) BOARD | -                     | -                     | 244,062              | 271,885              | 15/                | -                    | -                    | 244,062               | 271,885               |
| 4. CONTRACTORS LICENSE BOARD   | -                     | -                     | 853,910              | 862,580              | 16/                | -                    | -                    | 853,910               | 862,580               |
| <b>SUBTOTAL-LABOR</b>  | <b>\$ 2,225,948</b>   | <b>\$ 2,324,837</b>   | <b>\$ 1,650,164</b>  | <b>\$ 1,673,725</b>  |                    | <b>\$ 42,100</b>     | <b>\$ 42,100</b>     | <b>\$ 3,918,212</b>   | <b>\$ 4,040,662</b>   |
| <b>J. TOURISM AND CULTURE</b>  |                       |                       |                      |                      |                    |                      |                      |                       |                       |
| 1. GUAM MUSEUM   | \$ -                  | \$ -                  | \$ -                 | \$ -                 |                    | \$ -                 | \$ -                 | \$ -                  | \$ -                  |
| 2. GUAM COUNCIL ON THE ARTS AND HUMANITIES AGENCY                      | 307,500               | 321,161               | -                    | -                    |                    | 307,500              | 307,500              | 615,000               | 628,661               |
| 3. CHAMORRO AFFAIRS  | 1,119,529             | 1,169,265             | -                    | -                    |                    | -                    | -                    | 1,119,529             | 1,169,265             |
| <b>SUBTOTAL-TOURISM AND CULTURE</b>                                    | <b>\$ 1,427,029</b>   | <b>\$ 1,490,426</b>   | <b>\$ -</b>          | <b>\$ -</b>          |                    | <b>\$ 307,500</b>    | <b>\$ 307,500</b>    | <b>\$ 1,734,529</b>   | <b>\$ 1,797,926</b>   |
| <b>K. HOUSING AND ECONOMIC DEVELOPMENT</b>                             |                       |                       |                      |                      |                    |                      |                      |                       |                       |
| 1. N/A   | \$ -                  | \$ -                  | \$ -                 | \$ -                 |                    | \$ -                 | \$ -                 | \$ -                  | \$ -                  |
| <b>L. TRANSPORTATION</b>   |                       |                       |                      |                      |                    |                      |                      |                       |                       |
| 1. DEPARTMENT OF PUBLIC WORKS  | \$ 12,494,930         | \$ 13,050,027         | \$ 18,106,266        | \$ 18,283,096        | 17/                | \$ -                 | \$ -                 | \$ 30,601,196         | \$ 31,333,123         |
| 2. GUAM REGIONAL TRANSIT AUTHORITY                                     | -                     | -                     | 3,319,788            | 3,314,835            | 18/                | -                    | -                    | 3,319,788             | 3,314,835             |
| 3. GUAM INTERNATIONAL AIRPORT AUTHORITY                                | -                     | -                     | -                    | -                    |                    | -                    | -                    | -                     | -                     |
| 4. PORT AUTHORITY OF GUAM  | -                     | -                     | -                    | -                    |                    | -                    | -                    | -                     | -                     |
| <b>SUBTOTAL-TRANSPORTATION</b>   | <b>\$ 12,494,930</b>  | <b>\$ 13,050,027</b>  | <b>\$ 21,426,054</b> | <b>\$ 21,597,931</b> |                    | <b>\$ -</b>          | <b>\$ -</b>          | <b>\$ 33,920,984</b>  | <b>\$ 34,647,958</b>  |
| <b>M. REVENUE AND TAXATION</b>   |                       |                       |                      |                      |                    |                      |                      |                       |                       |
| 1. DEPARTMENT OF REVENUE AND TAXATION                                  | \$ 10,452,119         | \$ 10,916,462         | \$ 665,217           | \$ 679,059           | 19/                | \$ -                 | \$ -                 | \$ 11,117,336         | \$ 11,595,521         |
| <b>SUBTOTAL-REVENUE AND TAXATION</b>                                   | <b>\$ 10,452,119</b>  | <b>\$ 10,916,462</b>  | <b>\$ 665,217</b>    | <b>\$ 679,059</b>    |                    | <b>\$ -</b>          | <b>\$ -</b>          | <b>\$ 11,117,336</b>  | <b>\$ 11,595,521</b>  |
| <b>TOTAL - EXECUTIVE BRANCH</b>  | <b>\$ 420,279,099</b> | <b>\$ 439,863,528</b> | <b>\$ 76,335,131</b> | <b>\$ 76,797,654</b> |                    | <b>\$ 34,749,260</b> | <b>\$ 34,749,260</b> | <b>\$ 531,363,490</b> | <b>\$ 551,410,442</b> |

|   | GENERAL FUND |              | SPECIAL FUND |           | FEDERAL FUND MATCH |         | GRAND TOTAL  |              |
|---|--------------|--------------|--------------|-----------|--------------------|---------|--------------|--------------|
|   | FY 2012      | FY 2013      | FY 2012      | FY 2013   | FY 2012            | FY 2013 | FY 2012      | FY 2013      |
| <b>II. MISCELLANEOUS APPROPRIATIONS</b>   |              |              |              |           |                    |         |              |              |
| STUDENT SCHOLARSHIPS, FINANCIAL ASSISTANCE & PROGRAM ADMINISTRATION (UNIVERSITY OF GUAM):                                 |              |              |              |           |                    |         |              |              |
| 1. A. UOG SCHOLARSHIPS  | \$ 2,423,137 | \$ 2,530,787 | \$ -         | \$ -      | \$ -               | \$ -    | \$ 2,423,137 | \$ 2,530,787 |
| 2. B. A.C. YAMASHITA EDUCATOR CORPS (UOG)   | 1,176,221    | 1,228,476    | -            | -         | -                  | -       | 1,176,221    | 1,228,476    |
| 3. AQUACULTURE DEVELOPMENT AND TRAINING CENTER (UOG)  | 125,254      | 130,819      | -            | -         | -                  | -       | 125,254      | 130,819      |
| 4. WERI GUAM HYDROLOGIC SURVEY (UOG)  | 182,694      | 190,810      | -            | -         | -                  | -       | 182,694      | 190,810      |
| 5. WERI WATER RESOURCE MONITORING PROGRAM (UOG)   | 155,626      | 162,540      | -            | -         | -                  | -       | 155,626      | 162,540      |
| 6. SOIL & WATER CONSERVATION DISTRICT PROGRAM (UOG)   | 149,384      | 156,021      | -            | -         | -                  | -       | 149,384      | 156,021      |
| 7. KPRG (PUBLIC RADIO) (UOG)  | 89,467       | 93,442       | -            | -         | -                  | -       | 89,467       | 93,442       |
| 8. LPN AND VOCATIONAL GUIDANCE PROGRAMS (GCC)   | 705,058      | 736,381      | -            | -         | -                  | -       | 705,058      | 736,381      |
| 9. LODGING MANAGEMENT PROGRAM/PRO START (GCC)   | -            | -            | 24,154       | 24,154    | 20/                | -       | 24,154       | 24,154       |
| 10. APPRENTICESHIP PROGRAM (GCC)  | -            | -            | 1,288,448    | 1,258,271 | 14/                | -       | 1,288,448    | 1,258,271    |
| 11. INTERSCHOLASTIC SPORTS FUND (GDOE)  | -            | -            | 520,000      | 520,000   | 5/                 | -       | 520,000      | 520,000      |
| 12. INTERSCHOLASTIC SPORTS BUSING SERVICES (GDOE)   | -            | -            | 92,000       | 92,000    | 5/                 | -       | 92,000       | 92,000       |
| 13. HEALTH AND PHYSICAL EDUCATION ACTIVITIES (GDOE)   | -            | -            | 279,754      | 279,754   | 5/                 | -       | 279,754      | 279,754      |
| 14. UTILITY COST FOR GPA (GDOE)   | -            | -            | 2,400,000    | 2,400,000 | 24/                | -       | 2,400,000    | 2,400,000    |
| 15. REHABILITATION, DETOXIFICATION & PREVENTION SERVICES (MHSA)   | 839,040      | 876,315      | -            | -         | -                  | -       | 839,040      | 876,315      |
| 16. MONITORING OF THE ISLAND'S BEACHES (GEPA)   | -            | -            | 100,000      | 100,000   | 20/                | -       | 100,000      | 100,000      |
| 17. SUPPLEMENTAL ANNUITY BENEFITS SPECIAL FUND (DOA)  | 11,696,303   | 12,215,920   | -            | -         | -                  | -       | 11,696,303   | 12,215,920   |
| 18. HEALTH, DENTAL, LIFE INS OF CURRENT RETIREES (RETIREMENT FUND)  | 27,642,267   | 28,870,297   | -            | -         | -                  | -       | 27,642,267   | 28,870,297   |
| 19. MEDICARE PREMIUMS (RETIREMENT FUND)   | 987,000      | 1,030,848    | -            | -         | -                  | -       | 987,000      | 1,030,848    |
| 20. I MAGA'LAHI / I SEGUNDU NA MAGA'LAHI PENSIONS (RETIREMENT FUND)   | 232,515      | 242,845      | -            | -         | -                  | -       | 232,515      | 242,845      |
| 21. ANNUITIES GUAM SUPERIOR COURT JUDGES & SUPREME JUSTICES   | 466,429      | 487,150      | -            | -         | -                  | -       | 466,429      | 487,150      |
| 22. COST OF LIVING ALLOWANCE (DOA)  | 6,770,500    | 7,071,285    | -            | -         | -                  | -       | 6,770,500    | 7,071,285    |
| 23. COURT APPOINTED ATTORNEY FEES (JUDICIARY)   | 745,433      | 745,433      | -            | -         | -                  | -       | 745,433      | 745,433      |
| 24. ADULT AND JUVENILE DRUG COURTS (JUDICIARY)  | 651,277      | 651,277      | -            | -         | -                  | -       | 651,277      | 651,277      |
| 25. FAMILY VISITATION CENTER (JUDICIARY)  | -            | -            | 145,000      | 145,000   | 21/                | -       | 145,000      | 145,000      |
| 26. PAY GPA FOR INSTALLATION/OPERATIONS PUBLIC STREETLIGHTS (DPW)   | -            | -            | 6,009,203    | 6,152,879 | 22/                | -       | 6,009,203    | 6,152,879    |
| 27. SUPPORT OF CHILD IN CUSTODY - 19 GCA (DOA)  | 649,962      | 649,962      | -            | -         | -                  | -       | 649,962      | 649,962      |
| 28. TRAINING AND CONTINUING EDUCATION (DOA)   | -            | -            | 30,000       | 30,000    | 1/                 | -       | 30,000       | 30,000       |
| 29. TRAINING AND CONTINUING EDUCATION (BBMR)  | -            | -            | 30,000       | 30,000    | 1/                 | -       | 30,000       | 30,000       |
| 30. TRAINING AND CONTINUING EDUCATION (GUAM STATE CLEARINGHOUSE)  | -            | -            | 30,000       | 30,000    | 1/                 | -       | 30,000       | 30,000       |
| 31. GUAM TERRITORIAL BAND SOCIETY (GCAHA)   | -            | -            | 50,000       | 50,000    | 20/                | -       | 50,000       | 50,000       |
| 32. GUAMPEDIA FOUNDATION (UOG)  | -            | -            | 140,000      | 140,000   | 20/                | -       | 140,000      | 140,000      |
| 33. AMENDED COMPREHENSIVE IMPLEMENTATION PLAN/PLAN OF ACTION (MHSA)   | 3,000,000    | 1,250,000    | -            | -         | -                  | -       | 3,000,000    | 1,250,000    |
| 34. UOG CAPITAL IMPROVEMENTS FUND (§26505(a), ARTICLE 5, CHAPTER 26 DIVISION 2 OF TITLE 11 GCA)                           | -            | -            | 500,000      | 500,000   | 23/                | -       | 500,000      | 500,000      |
| 35. STREET MAINTENANCE & BEAUTIFICATION (MAYORS COUNCIL)  | -            | -            | 1,036,026    | 1,036,026 | 20/                | -       | 1,036,026    | 1,036,026    |
| 36. ISLAND-WIDE VILLAGE BEAUTIFICATION PROJECTS (MAYORS COUNCIL)  | -            | -            | 470,921      | 470,921   | 20/                | -       | 470,921      | 470,921      |
| 37. GROUNDS MAINTENANCE FOR SCHOOLS (MAYORS COUNCIL)  | 447,863      | 447,863      | -            | -         | -                  | -       | 447,863      | 447,863      |
| 38. PUBLIC SAFETY & SCHOOL EDUCATION (MAYORS COUNCIL)   | 416,860      | 416,860      | -            | -         | -                  | -       | 416,860      | 416,860      |
| 39. GUAM ANIMALS IN NEED (GAIN) (AGRICULTURE)   | 98,083       | 102,441      | -            | -         | -                  | -       | 98,083       | 102,441      |
| 40. TEXTBOOKS & COLLATERAL MATERIALS (GDOE)   | 2,000,000    | 2,000,000    | 31/          | -         | -                  | -       | 2,000,000    | 2,000,000    |
| ADVANCE APPROPRIATION FOR TEXTBOOKS & COLLATERAL MATERIALS (GDOE)   | [2,000,000]  | [2,000,000]  | 31/          | -         | -                  | -       | [2,000,000]  | [2,000,000]  |
| 41. PAYMENT OF PRIOR AND CURRENT YEAR OBLIGATIONS TO FEDERAL BUREAU OF PRISONS FOR FY2012 & CURRENT YEAR FOR FY2013 (DOC) | 2,676,457    | 696,000      | -            | -         | -                  | -       | 2,676,457    | 696,000      |
| 42. OASIS EMPOWERMENT CENTER FOR WOMEN (MHSA)   | 50,000       | 50,000       | -            | -         | -                  | -       | 50,000       | 50,000       |

|  | GENERAL FUND         |                      | SPECIAL FUND         |                      | FEDERAL FUND MATCH |             | GRAND TOTAL |                      |                      |
|--|----------------------|----------------------|----------------------|----------------------|--------------------|-------------|-------------|----------------------|----------------------|
|  | FY 2012              | FY 2013              | FY 2012              | FY 2013              | FY 2012            | FY 2013     | FY 2012     | FY 2013              |                      |
| 43. GUAM BOARD OF ACCOUNTANCY  | -                    | -                    | 408,100              | 408,100              | 28/                | -           | -           | 408,100              | 408,100              |
| 44. MEDICINES & VACANT POSITIONS FOR COMMUNITY HEALTH CENTERS (PHSS)                 | -                    | 1,000,000            | 773,273              | 773,273              | 5/                 | -           | -           | 773,273              | 1,773,273            |
| 45. CANCER SCREENING, TREATMENT & SUPPORT SERVICES (PH&SS)                           | -                    | -                    | 1,269,121            | 1,269,121            | 27/                | -           | -           | 1,269,121            | 1,269,121            |
| 46. GUAM CANCER REGISTRY (PH&SS)   | -                    | -                    | 112,811              | 112,811              | 5/                 | -           | -           | 112,811              | 112,811              |
| 47. ADMINISTRATION OF THE GUAM CANCER TRUST FUND (UOG)                               | -                    | -                    | 423,040              | 423,040              | 27/                | -           | -           | 423,040              | 423,040              |
| 48. OPERATIONAL EXPENSES (GMHA)  | -                    | -                    | 1,353,729            | 1,353,729            | 5/                 | -           | -           | 1,353,729            | 1,353,729            |
| 49. LINE OF CREDIT PAYMENT (GMHA) (§26603(d), ARTICLE 6, CHAPTER 26 OF TITLE 11 GCA) | -                    | -                    | 1,000,000            | 1,000,000            | 5/                 | -           | -           | 1,000,000            | 1,000,000            |
| 50. MAINTENANCE/REPAIR PUBLIC RESTROOMS (DPR)  | -                    | -                    | 520,166              | 520,166              | 20/                | -           | -           | 520,166              | 520,166              |
| 51. MAINTENANCE OF POOL FACILITIES (DPR)   | -                    | -                    | 349,211              | 349,211              | 20/                | -           | -           | 349,211              | 349,211              |
| 52. CLOSURE, MONITORING & OPENING OF LANDFILL (GEPA)                                 | -                    | -                    | 200,000              | 200,000              | 30/                | -           | -           | 200,000              | 200,000              |
| 53. INTEREST ONLY FOR RETIREMENT GDOE & GMHA (DOA)                                   | 2,000,000            | 2,000,000            | -                    | -                    | -                  | -           | -           | 2,000,000            | 2,000,000            |
| 54. GUAM VISITORS BUREAU SUPPLEMENT FROM GENERAL FUND                                | 3,631,976            | -                    | -                    | -                    | -                  | -           | -           | 3,631,976            | -                    |
| 55. REVENUE AND TAXATION OPERATIONS  | -                    | -                    | 1,422,747            | 1,433,949            | 35/                | -           | -           | 1,422,747            | 1,433,949            |
| 56. PURCHASE OF SCHOOL BUSES (DPW)   | -                    | 1,000,000            | -                    | -                    | -                  | -           | -           | -                    | 1,000,000            |
| 57. PURCHASE OF AMBULANCES & VEHICLES (GFD)  | -                    | 1,000,000            | -                    | -                    | -                  | -           | -           | -                    | 1,000,000            |
| <b>TOTAL - MISCELLANEOUS</b>   | <b>\$ 70,008,806</b> | <b>\$ 68,033,772</b> | <b>\$ 20,977,704</b> | <b>\$ 21,102,405</b> |                    | <b>\$ -</b> | <b>\$ -</b> | <b>\$ 90,986,510</b> | <b>\$ 89,136,177</b> |

III. CONTINUING APPROPRIATIONS

|  |           |           |             |             |     |      |      |             |             |
|--|-----------|-----------|-------------|-------------|-----|------|------|-------------|-------------|
| 1. GENERAL OBLIGATION BONDS, SERIES 1993 (FOR EDUCATION CAPITAL PROJECTS; REAL PROPERTY TAXES PLEDGED; DUE FY 2018 AS FINAL YEAR; P.L. 29-19 AND P.L. 29-21, NET OF UOG BOND PAYMENT OBLIGATION \$2,027,488)           | \$ -      | \$ -      | [2,808,214] | [3,556,483] | 33/ | \$ - | \$ - | [2,808,214] | [3,556,483] |
| 2. LIMITED OBLIGATION HIGHWAY REFUNDING BOND 2001 SERIES A (P.L. 24-70; DUE FY 2012 AS THE FINAL YEAR; SOURCE OF PAYMENT FROM LIQUID FUEL TAXES)   | -         | -         | [6,024,425] | \$ -        | 34/ | -    | -    | [6,024,425] | -           |
| 3. LIMITED OBLIGATION (SECTION 30) BONDS, SERIES A, 2001 (SECTION 30 FUNDS) (WATER SYSTEM REVENUE BOND; P.L. 26-58, AMENDED BY P.L. 26-59, SECTION 30 FUNDS PLEDGED; DUE FY 2012 AS FINAL YEAR)                        | 9,825,631 | -         | -           | -           | -   | -    | -    | 9,825,631   | -           |
| 4. 2002 SHORT TERM FINANCING (SECTION 30 FUNDS) (LINE OF CREDIT; P.L. 26-84 AMENDED BY P.L. 26-122 AND P.L. 26-130; DUE FY 2012 AS THE FINAL YEAR; SOURCE OF PAYMENT SECTION 30 FUNDS)                                 | 1,281,818 | 1,722,976 | -           | -           | -   | -    | -    | 1,281,818   | 1,722,976   |
| 5. LIMITED OBLIGATION INFRASTRUCTURE IMPROVEMENT BONDS, 1997 SERIES A (TAF) (TUMON REDEVELOPMENT; PAYMENT FROM THE TOURIST ATTRACTION FUND, PURSUANT TO P.L. 24-111)   | -         | -         | 4,765,778   | 4,766,875   | 20/ | -    | -    | 4,765,778   | 4,766,875   |
| 6. 2008 SHORT TERM FINANCING (LINE OF CREDIT; P.L. 29-69 AMENDED BY P.L. 29-82 AND P.L. 29-87; DUE FY 2012 AS THE FINAL YEAR; SOURCE OF PAYMENT GENERAL FUND, SECONDARY SECTION 30 FUNDS)                              | 3,470,840 | -         | -           | -           | -   | -    | -    | 3,470,840   | -           |
| 7. GENERAL OBLIGATION BONDS, SERIES 2007 A (PARTIAL REFUNDING OF GOB, 1993 SERIES A, FUNDING CAPITAL PROJECTS AND CERTAIN OBLIGATIONS OF THE GOVERNMENT OF GUAM; DUE FY 2037 AS FINAL YEAR; P.L. 29-19 AND P.L. 29-21) | -         | -         | [7,874,700] | [7,874,700] | 33/ | -    | -    | [7,874,700] | [7,874,700] |

|  | GENERAL FUND          |                       | SPECIAL FUND          |                       | FEDERAL FUND MATCH |                      | GRAND TOTAL          |                       |                       |
|--|-----------------------|-----------------------|-----------------------|-----------------------|--------------------|----------------------|----------------------|-----------------------|-----------------------|
|  | FY 2012               | FY 2013               | FY 2012               | FY 2013               | FY 2012            | FY 2013              | FY 2012              | FY 2013               |                       |
| 8. LIMITED OBLIGATION (SECTION 30) BONDS, SERIES 2009A (TO FINANCE COST FOR THE NEW LANDFILL AND CLOSURE OF ORDOT DUMP; P.L. 30-1 AMENDED BY P.L. 30-7; DUE FY 2035 AS FINAL YEAR)                         | -                     | -                     | 7,135,019             | 15,672,706            | 32/                | -                    | -                    | 7,135,019             | 15,672,706            |
| 9. GENERAL OBLIGATION BONDS, 2009 SERIES A (TO FINANCE CERTAIN EXPENSES AFFECTING GENERAL FUND DEFICIT; P.L. 29-113 AMENDED BY P.L. 30-7; DUE FY 2040 AS FINAL YEAR)                                       | [\$21,534,019]        | [\$21,462,494]        | 33/                   | -                     | -                  | -                    | -                    | [\$21,534,019]        | [\$21,462,494]        |
| 10. 2010A, GUAM DEPARTMENT OF EDUCATION (JFK HIGH SCHOOL) (P.L. 30-178; 5 GCA, Chapter 58A)  | 2,780,433             | 5,131,738             | -                     | -                     | -                  | -                    | -                    | 2,780,433             | 5,131,738             |
| 11. DLM BUILDING CONSTRUCTION (DLM LAND RESOURCES PUBLIC FACILITY LOAN PURSUANT TO P.L. 29-135)  |                       |                       | [96,882]              | [96,882]              | 29/                | -                    | -                    | [96,882]              | [96,882]              |
| <b>TOTAL - CONTINUING APPROPRIATIONS</b>   | <b>\$ 17,358,722</b>  | <b>\$ 6,854,714</b>   | <b>\$ 11,900,797</b>  | <b>\$ 20,439,581</b>  |                    | <b>\$ -</b>          | <b>\$ -</b>          | <b>\$ 29,259,519</b>  | <b>\$ 27,294,295</b>  |
| IV. RESERVED FOR LEGISLATURE, UNIFIED JUDICIARY, PUBLIC DEF. SVCS. CORPORATION, MAYORS COUNCIL OF GUAM, OFFICE OF PUBLIC ACCOUNTABILITY, OFFICE OF PUBLIC GUARDIAN, OFFICE OF THE ATTORNEY GENERAL AND GVB | \$ 53,525,416         | \$ 58,477,613         | \$ 11,321,721         | \$ 12,878,916         | 20/                | \$ 10,399,408        | \$ 10,399,408        | \$ 75,246,545         | \$ 81,755,937         |
| V. <b>GRAND TOTAL</b>  | <b>\$ 561,172,043</b> | <b>\$ 573,229,627</b> | <b>\$ 120,535,353</b> | <b>\$ 131,218,556</b> |                    | <b>\$ 45,148,668</b> | <b>\$ 45,148,668</b> | <b>\$ 726,856,064</b> | <b>\$ 749,596,851</b> |

## FOOTNOTES:

## FISCAL YEAR 2012:

- 1/ Indirect Cost Fund
- 2/ Police Services Fund
- 3/ Enhanced 911 Emergency Reporting System Fund (\$1,608,278) and Fire, Life and Medical Emergency Fund (\$77,473)
- 4/ Corrections Revolving Fund (\$915,203) and Safe Streets Fund (\$96,000)
- 5/ Healthy Futures Fund
- 6/ Customs, Agriculture and Quarantine Inspection Services Fund
- 7/ Environmental Health Fund (\$685,386) and Healthy Futures Fund (\$4,479,523)
- 8/ Public School Library Resources Fund (\$652,440), School Lunch/Child Nutritional Meal Reimbursement Fund (\$8,175,000) and Territorial Education Facilities Fund (\$17,219,104)
- 9/ Guam Plant Inspection and Permit Fund
- 10/ Land Survey Revolving Fund
- 11/ Air Pollution Control Special Fund (\$192,537), Guam Environmental Trust Fund (\$291,353), Water Research and Development Fund (\$77,134) and Water Protection Fund (\$71,672)
- 12/ Public Recreation Services Fund
- 13/ Chamorro Land Trust Operations Fund
- 14/ Manpower Development Fund
- 15/ Professional Engineers, Architects and Land Surveyors Board Fund
- 16/ Guam Contractors License Board Fund
- 17/ DPW Building & Design Fund (\$504,712), Guam Highway Fund (\$11,154,928) and Solid Waste Operations Fund (\$6,446,626)
- 18/ Guam Regional Transit Authority Fund (\$375,606) and Guam Highway Fund (\$2,944,182)
- 19/ Tax Collection Enhancement Fund (\$665,217)
- 20/ Tourist Attraction Fund
- 21/ Safe Streets Fund
- 22/ Guam Highway Fund (\$2,535,672) and Street Light Fund (\$3,473,531)
- 23/ Guam Highway Fund





# OVERVIEW STATEMENTS & ACTIVITY DESCRIPTIONS

---





# EXECUTIVE DIRECTION

Executive Direction rests with the Office of I Maga'lahren Guåhan and I Segundu Na Maga'Lahren Guåhan to provide leadership and policy direction, for the safety of the island and well-being of its people, to ascertain its future political relationship with the United States of America, and to execute local and federal laws affecting the Government of Guam. Other major roles include fiscal, management, planning information, and utilities oversight services, ensuring an orderly election process, services to veterans, government employees and retirees, formulating regional policies, and filing reports with I Liheslatura and the Federal Government.

The Commission on Decolonization, Civil Service Commission, Guam Election Commission, Bureau of Budget and Management Research, Department of Military Affairs, Office of Veterans Affairs, Bureau of Statistics and Plans, Retirement Fund, and Public Utilities Commission fall under Executive Direction, of which the Retirement Fund and the Public Utilities Commission are autonomous and as such do not require operational fund assistance under the Executive Budget.



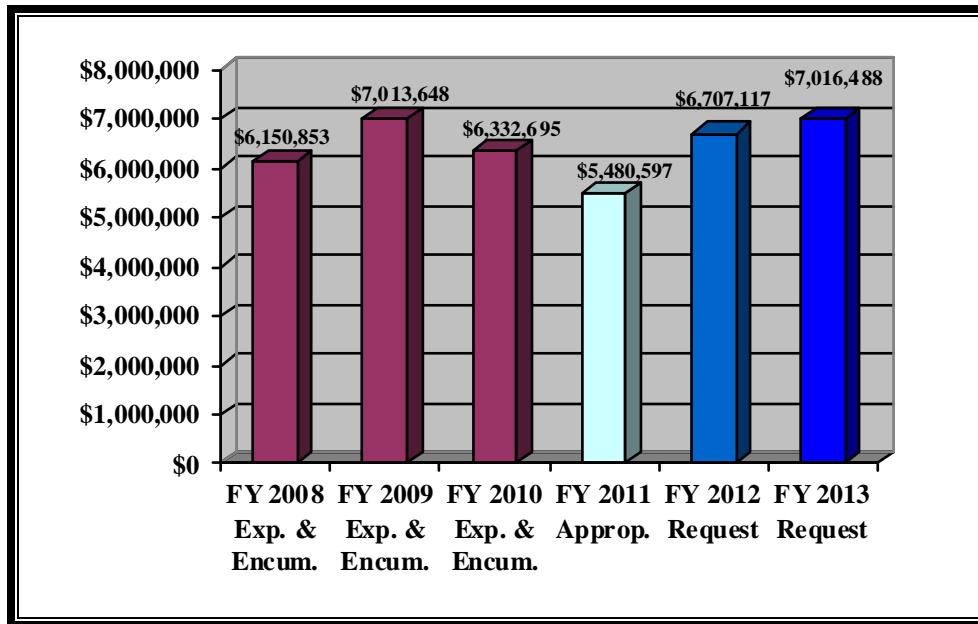
**This page is intentionally left blank**

# OFFICE OF I MAGA'LAHEN GUÅHAN AND I SEGUNDU NA MAGA'LAHEN GUÅHAN

The Office of I Maga'lahaen Guåhan and I Segundu Na Maga'lahaen Guåhan, the Governor and Lieutenant Governor of Guam respectively, provides executive direction and develops policies and priorities to enhance government operations, and provides general supervision and control of all departments, bureaus, agencies, and other instrumentalities of the executive branch. Programs administered include Executive Direction, Government House, Governor's Community Outreach Federal Programs Office, Guam Homeland Security Office, Bureau of Women's Affairs, Bureau of Information Technology, Medical Referral Offices, and the Guam State Clearinghouse. Recently, P.L. 28-46 transferred the Veterans Affairs Office and the Office of Civil Defense as offices within the Office of I Maga'lahaen Guåhan.

Statutory Basis: Organic Act of Guam; 5 GCA Sections 1101~1214, 2100~2103, 1801~1805, 1601~1604, and Chapter 2, §2101; 1 GCA, Chapter 21, §21101 ~ §21114; P.L. 26-169; E.O. 2003-13; E.O. 2005-25; and P.L. 28-46

**FY 2008 ~ FY 2013 Financials**



| Fund Source(s)            | FY 2009<br>Expenditures +<br>Encumbrances | FY 2010<br>Expenditures +<br>Encumbrances | FY 2011<br>Appropriations | FY 2012<br>Request | FY 2013<br>Request |
|---------------------------|---|---|---------------------------|--------------------|--------------------|
| General Fund <sup>1</sup> | \$7,013,648                               | \$6,332,695                               | \$5,062,494               | \$6,307,189        | \$6,616,560        |
| Federal Match             | 0   | 0   | 0                         | 0                  | 0                  |
| Special Fund <sup>2</sup> | 0   | 0   | 418,103                   | 399,928            | 399,928            |
| <b>Total</b>              | <b>\$7,013,648</b>                        | <b>\$6,332,695</b>                        | <b>\$5,480,597</b>        | <b>\$6,707,117</b> | <b>\$7,016,488</b> |

<sup>1</sup> FY 2009 thru FY2013 – Inclusive of Guam State Clearinghouse (GSC); FY2010 – Inclusive of Continuing Appropriation expenditures (P.L. 30-55;III;20)

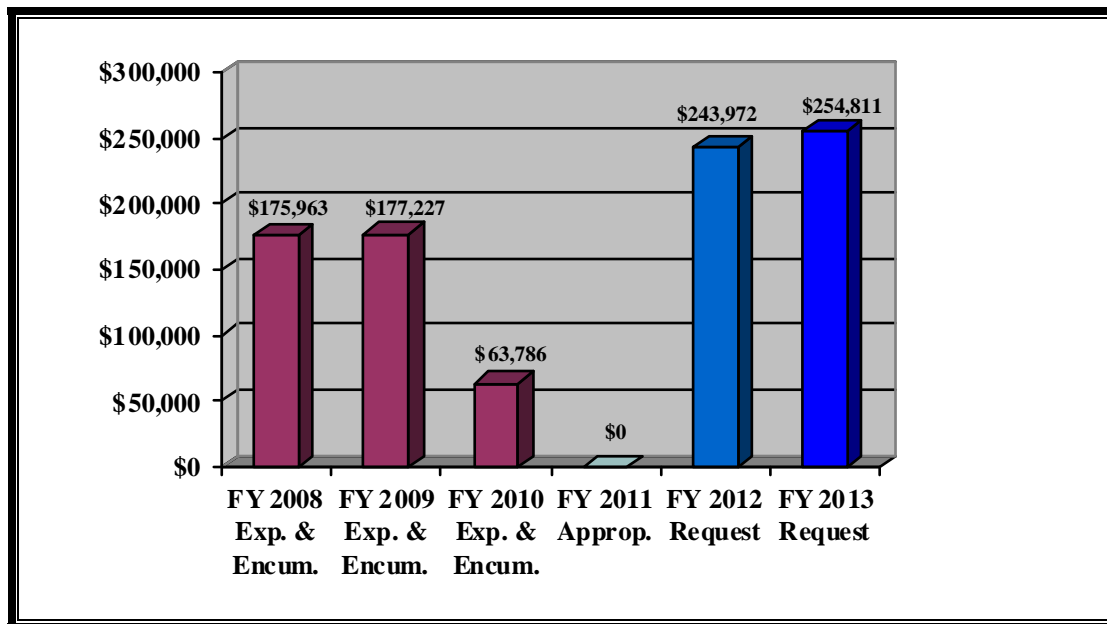
<sup>2</sup> Indirect Cost Fund; FY2011 - Operations (\$388,103) & GSC (\$30,000); FY 2012 & FY 2013 – Inclusive of GSC (\$30,000)

# COMMISSION ON DECOLONIZATION

The Commission on Decolonization was created for the implementation and exercise of Chamorro Self-Determination. The Commission is tasked to ascertain the desire of the Chamorro people of Guam as to their future political relationship with the United States. Once the desire of the Chamorro people of Guam is ascertained, the Commission shall transmit that desire to the President and Congress of the United States and the Secretary General of the United Nations. The Commission has created three (3) Task Forces comprising of the political status options for Guam including the Independence, Free Association and Statehood Task Forces.

Statutory Basis: 1 GCA, Chapter 21 §21101 ~ §21114

**FY 2008 ~ FY 2013 Financials**



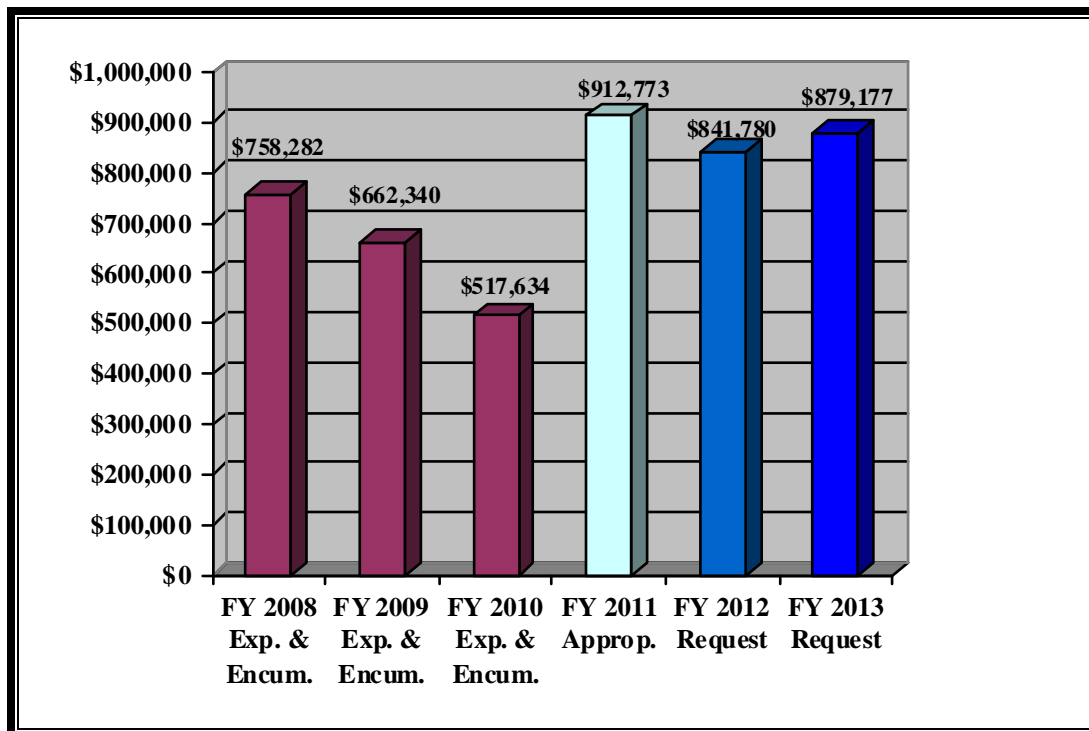
| Fund Source(s) | FY 2009<br>Expenditures +<br>Encumbrances | FY 2010<br>Expenditures +<br>Encumbrances | FY 2011<br>Appropriations | FY 2012<br>Request | FY 2013<br>Request |
|----------------|---|---|---------------------------|--------------------|--------------------|
| General Fund   | \$177,227                                 | \$63,786                                  | \$0                       | \$243,972          | \$254,811          |
| Federal Match  | 0   | 0   | 0                         | 0                  | 0                  |
| Special Fund   | 0   | 0   | 0                         | 0                  | 0                  |
| <b>Total</b>   | <b>\$177,227</b>                          | <b>\$63,786</b>                           | <b>\$0</b>                | <b>\$243,972</b>   | <b>\$254,811</b>   |

# CIVIL SERVICE COMMISSION

The Civil Service Commission is primarily responsible for the adjudicatory functions, specifically, to hear adverse action appeals relative to employee suspension, demotion or dismissal from the classified service, whether such right to appeal to the Commission is established in the personnel rules governing the employee; entertain grievance appeals pursuant to rules and regulations; investigate upon receipt of report on political activity involving an employee of the government; and responsible for enforcement and administration on ethics in public contracting in the government of Guam via investigations, recommendations, and orientations. The Commission is also responsible for reviewing and investigating all classified personnel actions for compliance with personnel rules and regulations.

Statutory Basis: 4 GCA §4403(b), §5105 and 5 GCA, §5601; P.L. 28-68, P.L. 29-02

**FY 2008 ~ FY 2013 Financials**



| Fund Source(s)            | FY 2009 Expenditures + Encumbrances | FY 2010 Expenditures + Encumbrances | FY 2011 Appropriations | FY 2012 Request  | FY 2013 Request  |
|---------------------------|-------------------------------------|-------------------------------------|------------------------|------------------|------------------|
| General Fund <sup>1</sup> | \$662,340                           | \$517,634                           | \$912,773              | \$841,780        | \$879,177        |
| Federal Match             | 0                                   | 0                                   | 0                      | 0                | 0                |
| Special Fund              | 0                                   | 0                                   | 0                      | 0                | 0                |
| <b>Total</b>              | <b>\$662,340</b>                    | <b>\$517,634</b>                    | <b>\$912,773</b>       | <b>\$841,780</b> | <b>\$879,177</b> |

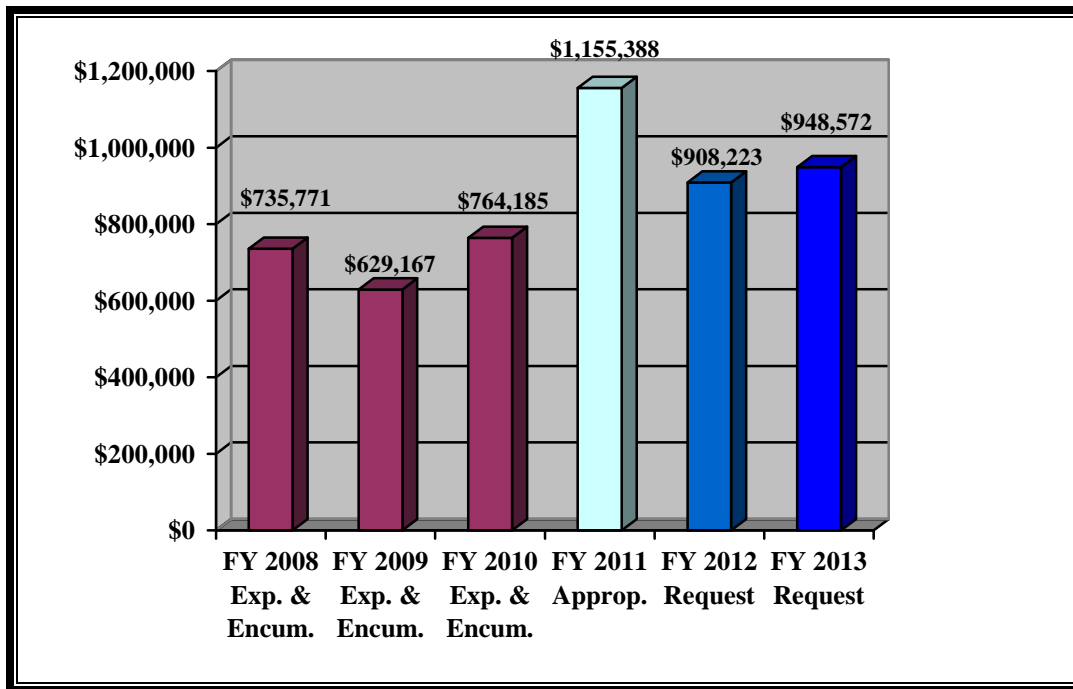
<sup>1</sup> FY2011 - Inclusive of Hay Study Plan Salary Adj. (\$11,262) & Governor Transfer Authority-Transfer-in of employee (\$58,738)

# GUAM ELECTION COMMISSION

The Guam Election Commission provides for a fair, honest, and orderly election process. It ensures complete election returns for public offices, issues, and questions. The Commission prepares plans necessary for the administration of elections such as recruitment of temporary personnel, establishment of a voter registration and absentee voter registration system. It also provides guidance on election campaign contributions and expenditure requirements to ensure compliance with the Public Officials Financial Disclosure Act and other applicable laws. The Guam Election Commission is also responsible for the establishment of the Chamorro Registry and Guam Decolonization Registry.

Statutory Basis: 3 GCA

**FY 2008 ~ FY 2013 Financials**



| Fund Source(s)            | FY 2009<br>Expenditures +<br>Encumbrances | FY 2010<br>Expenditures +<br>Encumbrances | FY 2011<br>Appropriations | FY 2012<br>Request | FY 2013<br>Request |
|---------------------------|---|---|---------------------------|--------------------|--------------------|
| General Fund <sup>1</sup> | \$629,167                                 | \$764,185                                 | \$1,155,388               | \$908,223          | \$948,572          |
| Federal Match             | 0   | 0   | 0                         | 0                  | 0                  |
| Special Fund              | 0   | 0   | 0                         | 0                  | 0                  |
| <b>Total</b>              | <b>\$629,167</b>                          | <b>\$764,185</b>                          | <b>\$1,155,388</b>        | <b>\$908,223</b>   | <b>\$948,572</b>   |

<sup>1</sup> FY 2009 – Inclusive of expenditures for the 2008 General Election and Prior Year Rental Obligations; FY 2010 - Inclusive of expenditures for 2010 Primary/General Senatorial & Gubernatorial Elections; FY2011- Base Operations (\$905,388) and Decolonization Registry (\$250,000)

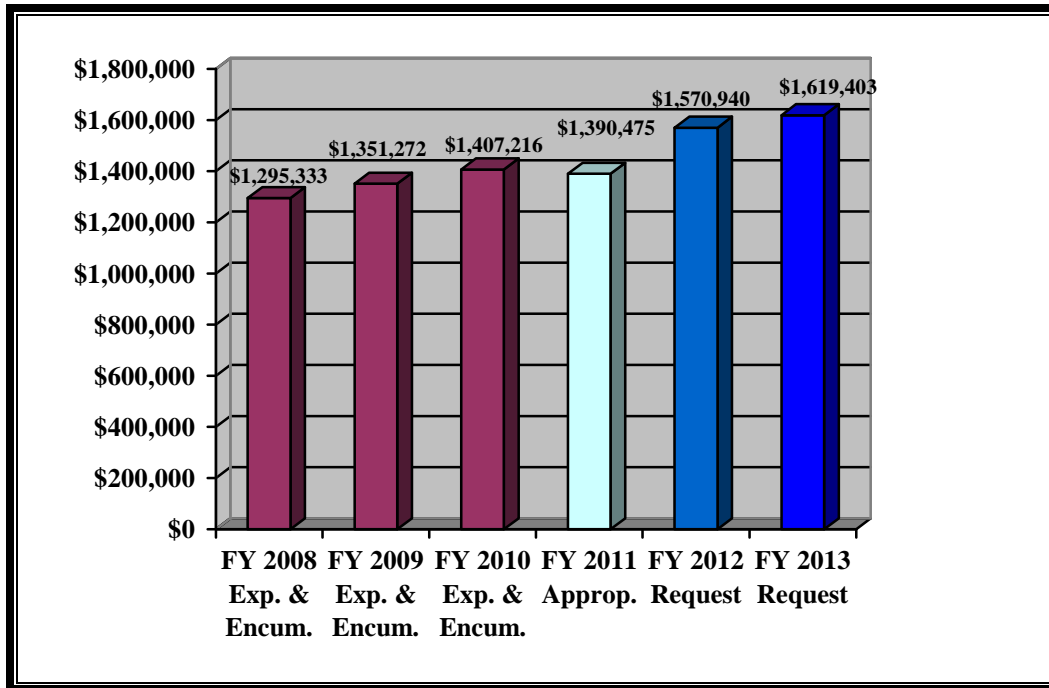


# BUREAU OF BUDGET & MANAGEMENT RESEARCH

The Bureau of Budget and Management Research provides guidelines on organizational methods, policy execution, financial management and technical assistance to the various agencies and departments. The Bureau is tasked with improving the planning, programming and budgeting abilities of the government, through proper research and recommendations on all aspects of its operations. Additionally, it ensures that all internal accounting and control systems are operated in accordance with policies, procedures, and laws. The Bureau is the lead agency for the American Reinvestment Recovery Act (A.R.R.A.) and the overall military buildup budget development and updates. The Bureau is assisting the Department of Education to ensure the fiscal concerns of the U.S. Department of Education are addressed. The Bureau also provides advisory guidance to the Governor on policy development, program coordination, planning and budgeting matters.

**Statutory Basis: 2 GCA §9101 ~ §9109, 5 GCA §1301 ~ §1304, and §4105 ~ §4110; E.O. 83-7, E.O. 84-4, E.O. 87-2, E.O. 98-33, E.O. 2007-02; E.O. 2009-23; E.O. 2009-27**

### FY 2008 ~ FY 2013 Financials



| Fund Source(s)            | FY 2009<br>Expenditures +<br>Encumbrances | FY 2010<br>Expenditures +<br>Encumbrances | FY 2011<br>Appropriations | FY 2012<br>Request | FY 2013<br>Request |
|---------------------------|---|---|---------------------------|--------------------|--------------------|
| General Fund <sup>1</sup> | \$1,351,272                               | \$1,278,091                               | \$275,987                 | \$1,090,867        | \$1,139,330        |
| Federal Match             | 0   | 0   | 0                         | 0                  | 0                  |
| Special Fund <sup>2</sup> | 0   | 129,125                                   | 1,114,488                 | 480,073            | 480,073            |
| <b>Total</b>              | <b>\$1,351,272</b>                        | <b>\$1,407,216</b>                        | <b>\$1,390,475</b>        | <b>\$1,570,940</b> | <b>\$1,619,403</b> |

<sup>1</sup> FY2011 - Inclusive of Hay Study Plan Salary Adj. (\$4,242)

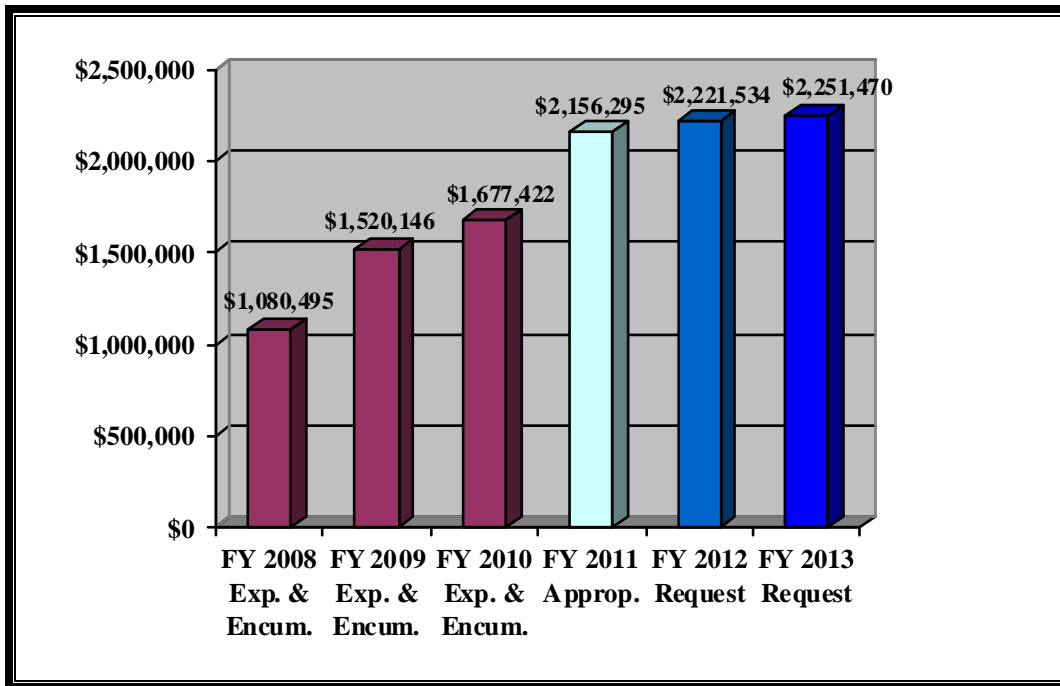
<sup>2</sup> Indirect Cost Fund (ICF); FY2011 - ICF for Operations (\$446,907) Inclusive of Hay Study Plan Salary Adj. (\$8,037), Training (\$30,000), and Unreserved Fund Balance of ICF (\$637,581); FY 2012 & FY 2013 – Inclusive for Training (\$30,000)

# MILITARY AFFAIRS

The Department of Military Affairs is tasked with controlling the operations of the Guam Army and Air National Guards and protecting both Guam and the United States of America in time of war, rebellion, riot, imminent danger or any state of emergency. The Department's major duty is military readiness, in the event of mobilization and deployment. It makes recommendations to the Governor for the development of combat readiness of the Guam National Guard for both federal and local missions.

Statutory Basis: 10 GCA, Division 3, Chapters 63 ~ 64

**FY 2008 ~ FY 2013 Financials**



| Fund Source(s)            | FY 2009<br>Expenditures +<br>Encumbrances | FY 2010<br>Expenditures +<br>Encumbrances | FY 2011<br>Appropriations | FY 2012<br>Request | FY 2013<br>Request |
|---------------------------|---|---|---------------------------|--------------------|--------------------|
| General Fund <sup>1</sup> | \$459,962                                 | \$472,471                                 | \$657,699                 | \$673,834          | \$703,770          |
| Federal Match             | 1,060,184                                 | 1,204,951                                 | 1,498,596                 | 1,547,700          | 1,547,700          |
| Special Fund              | 0   | 0   | 0                         | 0                  | 0                  |
| <b>Total</b>              | <b>\$1,520,146</b>                        | <b>\$1,677,422</b>                        | <b>\$2,156,295</b>        | <b>\$2,221,534</b> | <b>\$2,251,470</b> |

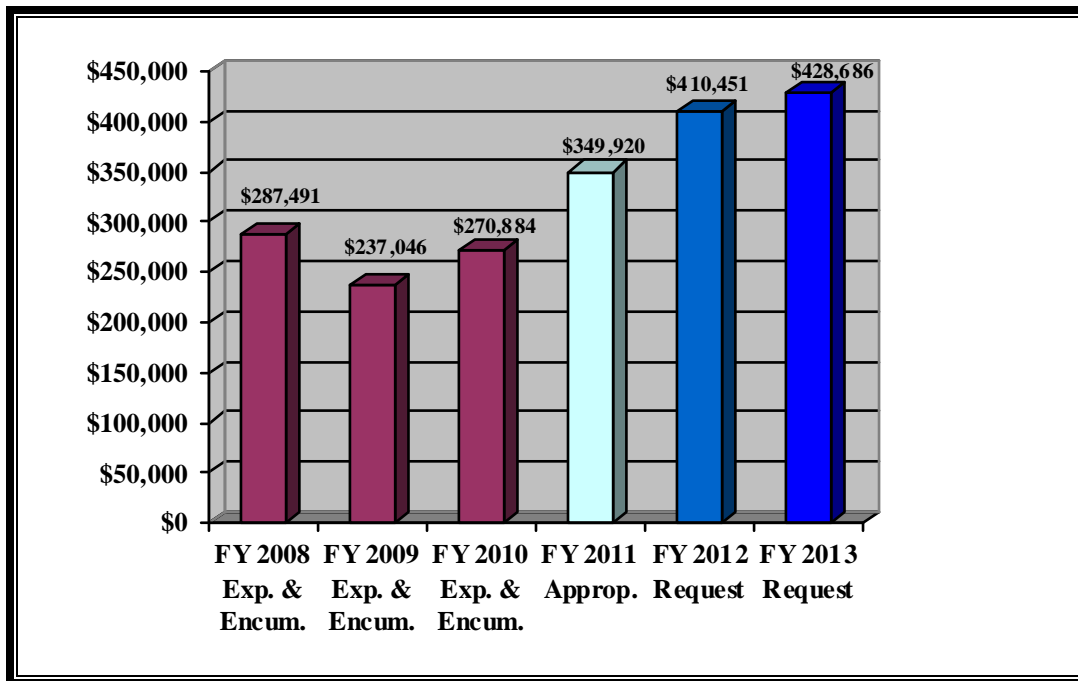
<sup>1</sup> FY2011 – Local federal match (\$499,532); FY2012 & FY 2013 - Local federal match (\$515,900)

# VETERANS AFFAIRS

The Office of Veterans Affairs is responsible for the administration of all local laws applicable to veterans of the Armed Forces of the United States. This includes programs to assist in obtaining potential benefits and privileges respective to compensation, pension, education, home loans, medical and others under Title 38 of the U.S. Code regulating veteran benefits. The Office coordinates and facilitates the return of veterans and provides outreach programs for homebound, hospitalized or homeless veterans. Additionally, it prepares and coordinates military burials, events such as Memorial Day, Veterans Day, Liberation Day and Prisoner of War / Missing-In-Action Day and related governmental functions. Custody and oversight of the Guam Veterans Cemetery and the Old U.S. Naval Cemetery now fall under this Office. Additionally, P.L. 28-46 places the Office of Veteran's Affairs within the Office of I Maga'lahaen Guåhan.

Statutory Basis: 10 GCA, Chapters 67~ 68

**FY 2008 ~ FY 2013 Financials**



| Fund Source(s)            | FY 2009<br>Expenditures +<br>Encumbrances | FY 2010<br>Expenditures +<br>Encumbrances | FY 2011<br>Appropriations | FY 2012<br>Request | FY 2013<br>Request |
|---------------------------|---|---|---------------------------|--------------------|--------------------|
| General Fund <sup>1</sup> | \$237,046                                 | \$270,884                                 | \$349,920                 | \$410,451          | \$428,686          |
| Federal Match             | 0   | 0   | 0                         | 0                  | 0                  |
| Special Fund              | 0   | 0   | 0                         | 0                  | 0                  |
| <b>Total</b>              | <b>\$237,046</b>                          | <b>\$270,884</b>                          | <b>\$349,920</b>          | <b>\$410,451</b>   | <b>\$428,686</b>   |

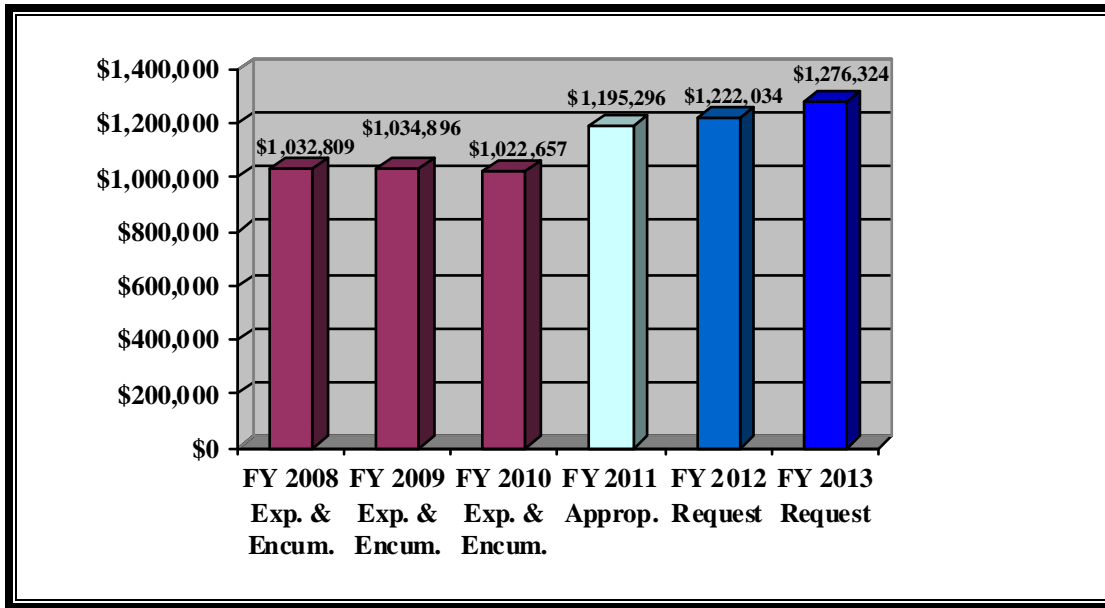
<sup>1</sup> FY2011 - Inclusive of Hay Study Plan Salary Adj. (\$4,045)

# BUREAU OF STATISTICS & PLANS

The Bureau of Statistics and Plans provides technical assistance and support in an effort to integrate and coordinate all levels of planning relative to socio-economic, coastal management, geographic and planning information systems. It facilitates the creation of a comprehensive planning process that addresses the long-range development of the island. The Bureau also ensures consistency among plans, policies, and programs, through assessment of each individual scheme and its place in the overall comprehensive development plan. Additionally, it provides recommendations to the Governor on proposed plans and policies affecting the island and serves as the Secretariat for the Modernization & Rightsizing Commission of the Government of Guam (COMRIGHT-21).

Statutory Basis: 5 GCA, Division 1, Chapter 1, Article 2 & Chapter 12 (P.L. 29-19); P.L. 26-76; E.O. 2002-14 as amended by E.O. 2007-08; E.O. 2004-07; Gov. Circular 2004-50

**FY 2008 ~ FY 2013 Financials**




| Fund Source(s)            | FY 2009<br>Expenditures +<br>Encumbrances | FY 2010<br>Expenditures +<br>Encumbrances | FY 2011<br>Appropriations | FY 2012<br>Request | FY 2013<br>Request |
|---------------------------|---|---|---------------------------|--------------------|--------------------|
| General Fund <sup>1</sup> | \$1,034,896                               | \$1,022,657                               | \$1,195,296               | \$1,222,034        | \$1,276,324        |
| Federal Match             | 0   | 0   | 0                         | 0                  | 0                  |
| Special Fund              | 0   | 0   | 0                         | 0                  | 0                  |
| <b>Total</b>              | <b>\$1,034,896</b>                        | <b>\$1,022,657</b>                        | <b>\$1,195,296</b>        | <b>\$1,222,034</b> | <b>\$1,276,324</b> |

<sup>1</sup> FY 2011 – Inclusive of Hay Study Plan Salary Adj. (\$12,221)

# FINANCE & ADMINISTRATION

This cabinet department provides for fiscal policy development, financial, data processing, and human resource management inclusive of the Merit System that was transferred to the Department of Administration from the Civil Service Commission. The Merit System entails the Government of Guam's personnel policies and practices required in the due process of all personnel actions. Additionally, this cabinet is also supported by the Insurance and Banking Commissioner.

Entities under this cabinet are the Department of Administration, Department of Education Accounting and the Insurance & Banking Commissioner under the Department of Revenue & Taxation.



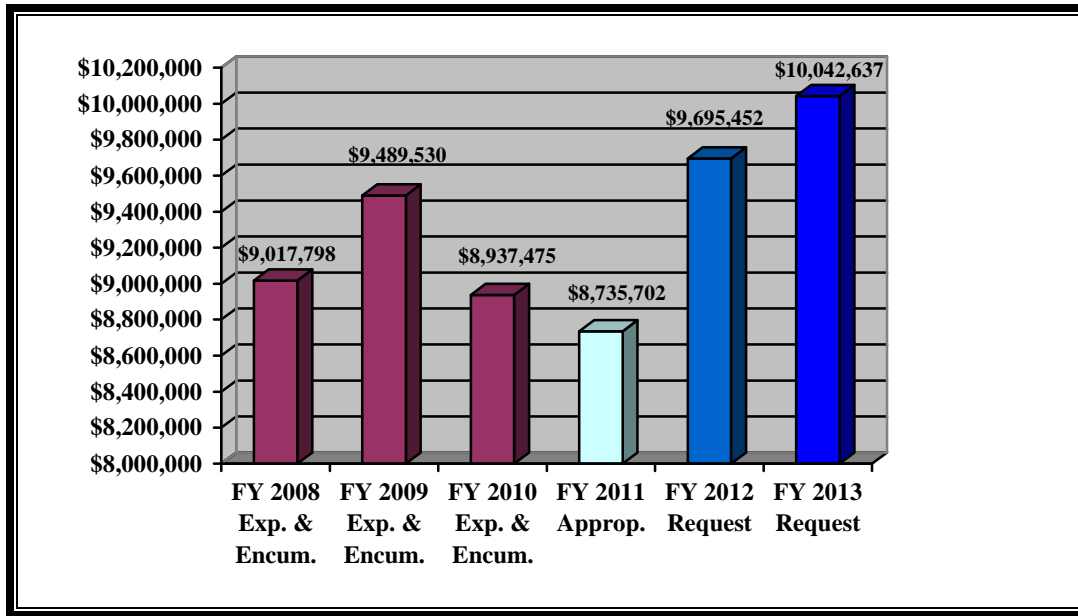
**This page is intentionally left blank**

# ADMINISTRATION

The Department of Administration provides administrative, fiscal and policy direction for execution of government-wide support services. Its administrative support services includes the provision of orientation and training programs, as well as provides data for statistical, payroll wage and other related purposes. Additionally, the Department also handles recruitment and placement of eligible applications, administration of employee fringe benefits and enrollment into the government of Guam retirement system, and non-adjudicatory authority relative to functions regarding rulemaking, the creation of new positions, pay scales, personnel rules and the like, in accordance with P.L. 28-68. Support services include procurement of supplies, equipment, storage and distribution of donated surplus properties, as well as the preservation and disposal of government records. The Department's financial responsibilities include ensuring the availability of revenues for obligations and investments, proper governmental accounting and computer, technical and consultations services.

Statutory Basis: 5 GCA; P.L.6-64; P.L.7-105; P.L.8-136; P.L.9-190; P.L.11-219; P.L.13-96; P.L.16-24; P.L.29-19; 5 GCA §3101; and Division 2, Chapter 20 §20101 ~ §22205; P.L. 28-68:IV: Sections 44, 45, 47, and 48, incorporating certain duties previously under the CSC – 4 GCA Ch. 1 §§1114, 4101(b), 4102(d), 4105(a), 4108(f)(6), 4109.3, 4114, 4117; 1 GCA§1907, 4 GCA §§4122, 4124, 4207, 6202, 6205, 6209, 6212, 5 GCA §§80116, 85108, 10 GCA § 65103, 67100, 80107, 81107.1, 87108, 12 GCA §3117, 17 GCA §§2107, 16112, 41302, 5B104, 21 GCA §77203, Repeal 5 GCA §20108, Adding 4 GCA §4101.1; E.O. 95-29; E.O. 2002-01; E.O. 86-24; E.O. 2002-12; P.L. 26-76:23(b)

## FY 2008 ~ FY 2013 Financials



| Fund Source(s)            | FY 2009<br>Expenditures +<br>Encumbrances | FY 2010<br>Expenditures +<br>Encumbrances | FY 2011<br>Appropriations | FY 2012<br>Request | FY 2013<br>Request  |
|---------------------------|---|---|---------------------------|--------------------|---------------------|
| General Fund <sup>1</sup> | \$9,458,530                               | \$8,850,435                               | \$7,274,998               | \$8,712,559        | \$9,099,621         |
| Federal Match             | 0   | 0   | 0                         | 0                  | 0                   |
| Special Fund <sup>2</sup> | 31,000                                    | 87,040                                    | 1,460,704                 | 982,893            | 943,016             |
| <b>Total</b>              | <b>\$9,489,530</b>                        | <b>\$8,937,475</b>                        | <b>\$8,735,702</b>        | <b>\$9,695,452</b> | <b>\$10,042,637</b> |

<sup>1</sup> FY 2011 – Inclusive of Hay Study Plan Salary Adj. (\$137,307), Drug/Random Drug Testing (\$15,930) & Single Audit (377,000)

<sup>2</sup> FY 2009 & FY 2010 - Tourist Attraction Fund (TAF) & Guam Highway Fund (GHF) for Single Audits (SAs); FY 2010 – TAF, GHF & Indirect Cost Fund (ICF); FY 2011 – For SAs (TAF-\$18,000 & GHF-\$18,000), ICF (Operations -\$388,885, Training & Education - \$30,000, Unreserved Balance-\$1,000,500, & Drug Testing-\$750), & For Drug Testing (CLB-\$385, LSRF-\$113, MDF-\$418, PEALS-\$38, & SWOF-\$2,000)

**This page is intentionally left blank**



# REVENUE & TAXATION

The primary mission of this cabinet is to provide taxpayers quality service by helping them understand and meet their tax responsibilities and by applying the tax law with integrity and fairness to all. It is responsible for ensuring the collection of revenues generated from the various taxes levied on Guam, and additionally, administering the obligations associated with the United States Passport requirements under the Guam Passport Office. It also supports Guam's compliance with and administration of nationally and internationally accepted standards and practices of public accountancy.

The Department of Revenue and Taxation has the sole responsibility of carrying out this cabinet's mission. An entity under this cabinet not requesting funding is the Guam Board of Accountancy.



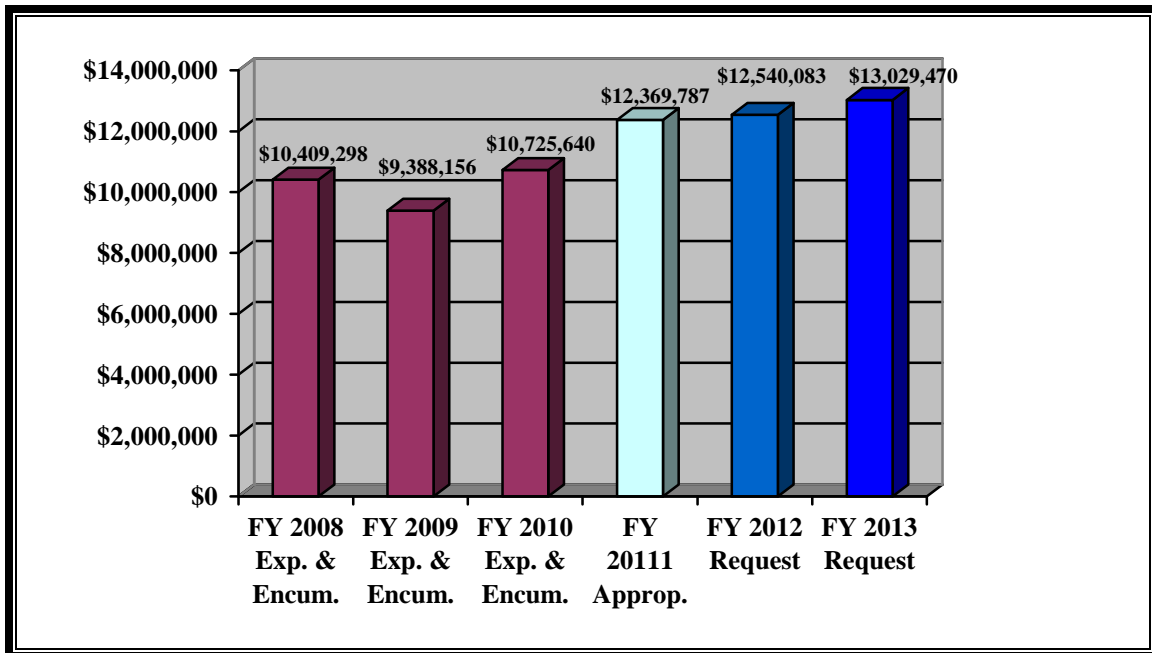
**This page is intentionally left blank**

# DEPARTMENT OF REVENUE & TAXATION

The Department of Revenue and Taxation’s primary function is the enforcement of local tax laws and the collection of revenues generated from the various taxes levied on Guam. It maintains financial integrity and viability through an equitable system of tax and revenue collections. The department provides timely tax data, minimizing the amount of delinquent taxes, thus reducing the recording and processing time for payments received. It protects the general public from unethical and/or unfair business practices through the enforcement of local and federal licensing, examination and registration laws. In addition, the Department is responsible for the administration of the Guam Passport Office.

Statutory Basis: 11 GCA; E.O. 83-015; P.L. 27-05

**FY 2008 ~ FY 2013 Financials**



| Fund Source(s)            | FY 2009<br>Expenditures +<br>Encumbrances | FY 2010<br>Expenditures +<br>Encumbrances | FY 2011<br>Appropriations | FY 2012<br>Request  | FY 2013<br>Request  |
|---------------------------|---|---|---------------------------|---------------------|---------------------|
| General Fund <sup>1</sup> | \$8,393,469                               | \$8,483,788                               | \$9,966,429               | \$10,452,119        | \$10,916,462        |
| Federal Match             | 0   | 0   | 0                         | 0                   | 0                   |
| Special Fund <sup>2</sup> | 994,687                                   | 2,241,852                                 | 2,403,358                 | 2,087,964           | 0                   |
| <b>Total</b>              | <b>\$9,388,156</b>                        | <b>\$10,725,640</b>                       | <b>\$12,369,787</b>       | <b>\$12,540,083</b> | <b>\$10,916,462</b> |

<sup>1</sup> FY 2011 – Inclusive of Hay Study Plan Salary Adj. (\$104,515) & ACTC Proceeds (\$645,771)

<sup>2</sup> FY 2009 - Better Public Service Fund (BPSF); FY 2010 - BPSF (\$1,542,225) & Tax Collection Enhancement Fund (TCEF) (\$699,627); FY 2011 - BPSF (\$1,585,109) & TCEF (\$818,249); FY 2012 - BPSF (\$1,422,747) & TCEF (\$665,217); FY 2013 - BPSF (\$1,433,949) & TCEF (\$679,059)

**This page is intentionally left blank**

# EDUCATION

The Organic Act of Guam, Section 29(b) mandated that an educational system for the people of Guam be established. The general objectives of these departments and agencies are to stimulate and maximize the realization of each individual's intellectual ability; contribute to their social development in order to enhance the welfare of the community; and promote the cultural traditions and practices of our island. These departments and agencies identify both the education and culture of our island.

The seven (7) entities under this cabinet department are the Guam Department of Education, University of Guam, Guam Community College, PBS Guam (formerly known as KGTF), the Guam Public Library System, the Guam Commission for Educator Certification and the Office of the Education Suruhanu.



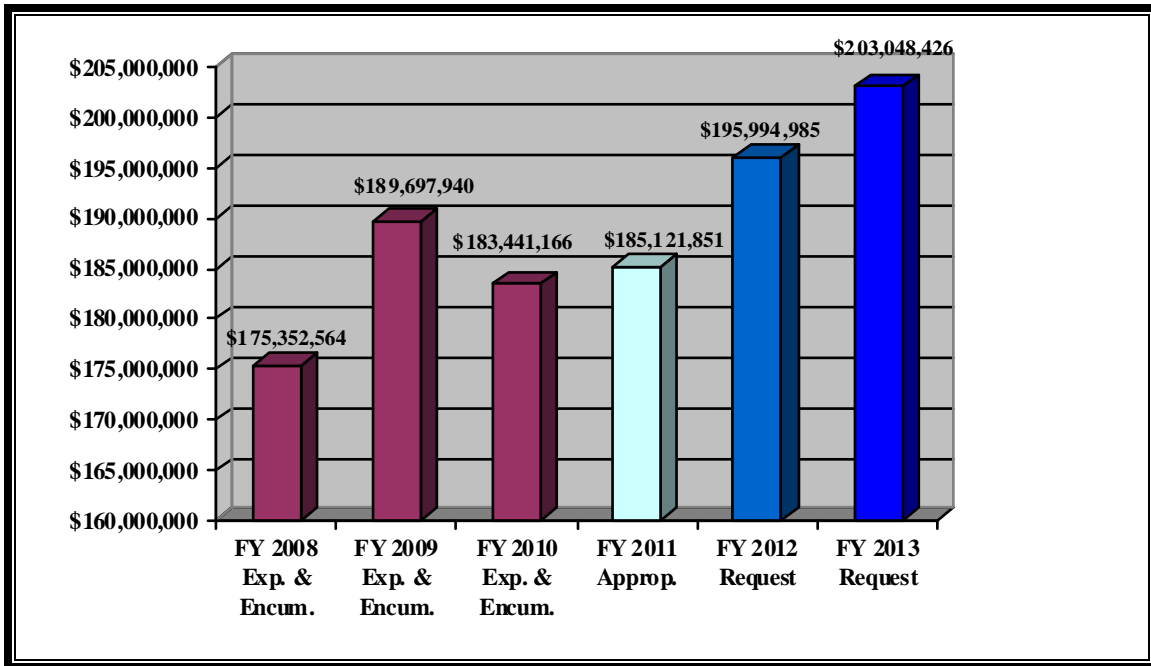
**This page is intentionally left blank**

# GUAM DEPARTMENT OF EDUCATION

The Guam Department of Education provides a comprehensive instructional program in the public schools that is consistent with policies of the Guam Education Board. It designs and provides programs and activities for students in order to develop physical, social and occupational skills. It also provides essential guidance to develop positive attitudes, values and skills necessary for success in today's social environment.

Statutory Basis: 17 GCA, Division 2, Chapters 3 ~ 11

**FY 2008 ~ FY 2013 Financials**



| Fund Source(s)                  | FY 2009<br>Expenditures +<br>Encumbrances | FY 2010<br>Expenditures +<br>Encumbrances | FY 2011<br>Appropriations | FY 2012<br>Request   | FY 2013<br>Request   |
|---------------------------------|---|---|---------------------------|----------------------|----------------------|
| <b>General Fund<sup>1</sup></b> | \$171,679,731                             | \$172,620,850                             | \$163,276,054             | \$166,656,687        | \$173,618,919        |
| <b>Federal Match</b>            | 0   | 0   | 0                         | 0                    | 0                    |
| <b>Special Fund<sup>2</sup></b> | 18,018,209                                | 10,820,316                                | 21,845,797                | 29,338,298           | 29,429,507           |
| <b>Total</b>                    | <b>\$189,697,940</b>                      | <b>\$183,441,166</b>                      | <b>\$185,121,851</b>      | <b>\$195,994,985</b> | <b>\$203,048,426</b> |

<sup>1</sup> FY 2011- General Fund to DOE Operation Fund (DOEOF) (\$159,665,858) Inclusive of Hay Study Plan Salary Adj. (\$1,239,648), Textbooks (\$2,000,000), Chamoru Studies (399,785) & Re-Approp. P.L. 30-37 (\$1,210,411); FY 2012 – DOEOF (\$164,656,687) & Textbooks (\$2,000,000); FY 2013 – DOEOF (\$171,618,919) & Textbooks (\$2,000,000)

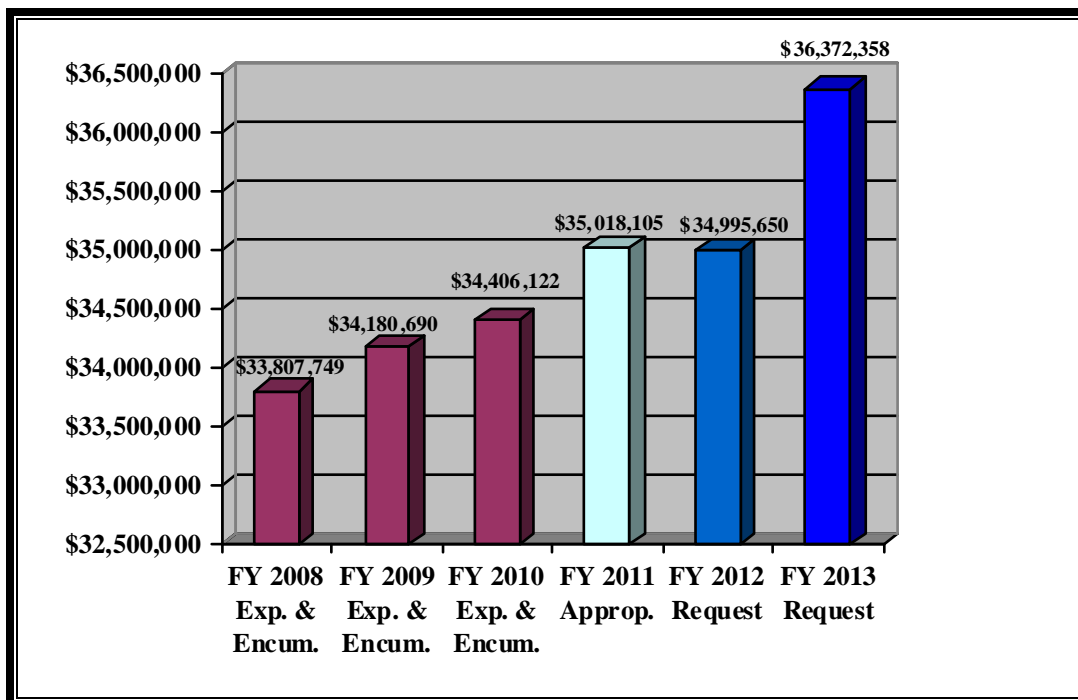
<sup>2</sup> FY 2011 – Territorial Education Facilities Fund (TEFF) to DOEOF (\$9,231,167), Public Library Resource Fund (PLRF) (\$805,876), School Cash Collection (SCC) (\$875,000), & School Lunch Child Nutritional Meal Reimbursement Fund (SLCNMRF) (7,300,000); TEFF-GPA Promissory Note (\$2,400,000); Healthy Futures Fund (HFF)-Interscholastic Sports Fund(ISF) (\$520,000), Sports Busing Service (SBS) (\$92,000), & Health/Physical Education (HPE) (\$279,754); Indirect Cost Fund (ICF)-High Risk Status (\$250,000); FY 2012 – TEFF to DOEOF (\$17,219,104), TEFF-GPA Promissory Note (\$2,400,000), PLRF (\$652,440), HFF (ISF-\$520,000, SBS-\$92,000, & HPE-\$279,754), SCC (\$875,000), & SLCNMRF (7,300,000); FY 2013 – TEFF to DOEOF (\$17,297,988), TEFF-GPA Promissory Note (\$2,400,000), PLRF (\$664,765), HFF (ISF-\$520,000, SBS-\$92,000, & HPE-\$279,754), SCC (\$875,000), & SLCNMRF (7,300,000)

# UNIVERSITY OF GUAM

The University of Guam is a Land Grant Institution that enables individuals to pursue an education in various fields of study and discipline. It provides support services needed to accomplish its mission and maintain its accreditation, conduct further research studies, and provide public services to the people of Guam. It also provides financial assistance to students and encourages recipients to attain a specialized discipline in order to meet Guam’s present and future manpower needs. The University offers residents’ continuing education programs to further assist in the development and retention of an efficient and qualified workforce.

Statutory Basis: 17 GCA, Division 3, Chapters 15 ~ 25

## FY 2008 ~ FY 2013 Financials



| Fund Source(s)             | FY 2009<br>Expenditures +<br>Encumbrances | FY 2010<br>Expenditures +<br>Encumbrances | FY 2011<br>Appropriations | FY 2012<br>Request  | FY 2013<br>Request  |
|----------------------------|---|---|---------------------------|---------------------|---------------------|
| General Fund <sup>1</sup>  | \$32,172,690                              | \$32,258,831                              | \$31,960,107              | \$30,988,904        | \$32,365,612        |
| Federal Match <sup>2</sup> | 1,508,000                                 | 1,507,291                                 | 1,508,000                 | 2,943,706           | 2,943,706           |
| Special Fund <sup>3</sup>  | 500,000                                   | 640,000                                   | 1,549,998                 | 1,063,040           | 1,063,040           |
| <b>Total</b>               | <b>\$34,180,690</b>                       | <b>\$34,406,122</b>                       | <b>\$35,018,105</b>       | <b>\$34,995,650</b> | <b>\$36,372,358</b> |

<sup>1</sup> FY 2011- Operations (\$27,431,442) Inclusive of Hay Study Plan Salary Adj. (\$222,822) and Miscellaneous Appropriations (\$4,528,665); FY 2012 – Operations (\$26,687,121) & Miscellaneous Appropriations (\$4,301,783); FY 2013 – Operations (\$27,872,717) & Miscellaneous Appropriations (\$4,492,895)

<sup>2</sup> FY 2009 & FY 2010 - Federal Match Appropriation utilized pending receipt of actual Expenditure & Encumbrance information from UOG

<sup>3</sup> FY 2009 thru FY 2013 - UOG Capital Improvement Fund (CIP) Debt Service (\$500,000); FY 2011 – Tourist Attraction Fund (\$505,365) & Healthy Future Fund (HFF) (\$544,633); FY 2012 & FY 2013– Tourist Attraction Fund (\$140,000) & Healthy Future Fund (HFF)-(\$423,040)

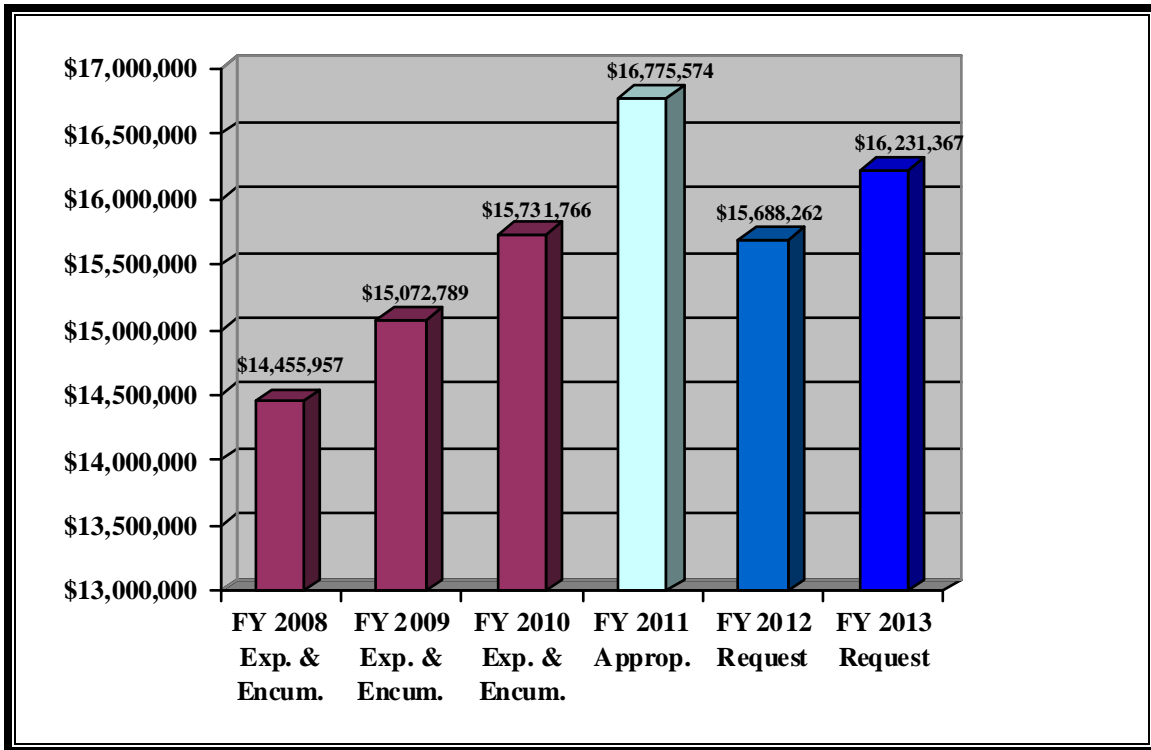


# GUAM COMMUNITY COLLEGE

The Guam Community College pioneers labor force development within the Western Pacific to meet the educational, career and technical training needs of the economy. It serves as Guam's premier career and technical institution and finest secondary and post secondary basic education institution serving the island's adult community, for the benefit to employers, employees and the community at large.

Statutory Basis: 17 GCA, Division 3, Chapters 30 ~ 34

## FY 2008 ~ FY 2013 Financials



| Fund Source(s)            | FY 2009<br>Expenditures +<br>Encumbrances | FY 2010<br>Expenditures +<br>Encumbrances | FY 2011<br>Appropriations | FY 2012<br>Request  | FY 2013<br>Request  |
|---------------------------|---|---|---------------------------|---------------------|---------------------|
| General Fund              | \$13,922,708                              | \$13,505,027                              | \$13,692,155              | \$12,904,252        | \$13,477,534        |
| Federal Match             | 0   | 0   | 0                         | 1,471,408           | 1,471,408           |
| Special Fund <sup>1</sup> | 1,150,081                                 | 2,226,739                                 | 3,083,419                 | 1,312,602           | 1,282,425           |
| <b>Total</b>              | <b>\$15,072,789</b>                       | <b>\$15,731,766</b>                       | <b>\$16,775,574</b>       | <b>\$15,688,262</b> | <b>\$16,231,367</b> |

<sup>1</sup> FY 2011– Operations (\$12,841,257- Inclusive of Hay Study Plan Salary Adj. \$108,732) & LPN & Vocational Guidance Programs (\$742,166); FY 2012 - Operations (\$12,199,194) & LPN & Vocational Guidance Programs (\$705,058); FY 2013 - Operations (\$12,741,153) & LPN & Vocational Guidance Programs (\$736,381)

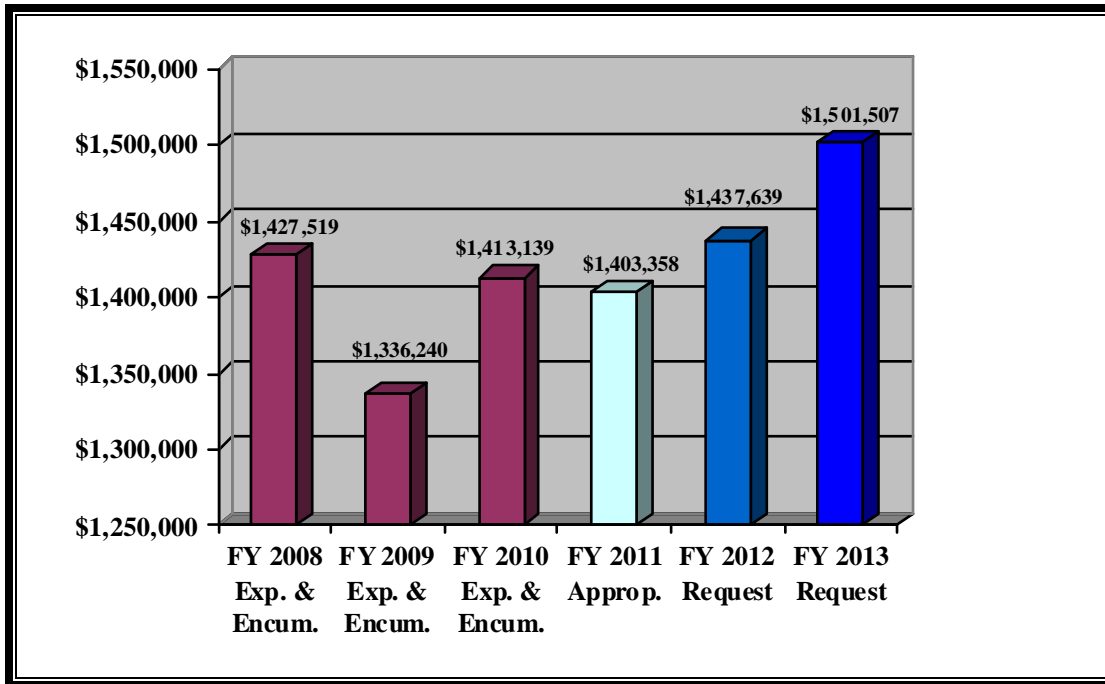
<sup>2</sup> FY 2009 & FY 2010 – Manpower Development Fund (MDF) & Tourist Attraction Fund (TAF); FY 2011 & FY 2012 – TAF (Lodging Mgmt/ProStart Programs-\$24,154) & MDF (Apprenticeship Program-\$1,288,448); FY 2013 – TAF (Lodging Mgmt/ProStart Programs-\$24,154) & MDF (Apprenticeship Program-\$1,258,271)

# GUAM PUBLIC LIBRARY

The Guam Public Library provides reference services, learning activities, and a centralized location for the comprehensive collection of informational and educational materials for the benefit and enrichment of the people of Guam. It provides services to individuals and groups with special needs and administers federal grants under the Library Services and Construction Act. The Library promotes literacy and helps foster a willingness to learn, through the use of available library resources, and is the designated depository for various governmental documents and publications.

Statutory Basis: 5 GCA, Division 8, Chapter 80

**FY 2008 ~ FY 2013 Financials**



| Fund Source(s)            | FY 2009<br>Expenditures +<br>Encumbrances | FY 2010<br>Expenditures +<br>Encumbrances | FY 2011<br>Appropriations | FY 2012<br>Request | FY 2013<br>Request |
|---------------------------|---|---|---------------------------|--------------------|--------------------|
| General Fund <sup>1</sup> | \$1,336,240                               | \$1,413,139                               | \$1,403,358               | \$1,437,639        | \$1,501,507        |
| Federal Match             | 0   | 0   | 0                         | 0                  | 0                  |
| Special Fund              | 0   | 0   | 0                         | 0                  | 0                  |
| <b>Total</b>              | <b>\$1,336,240</b>                        | <b>\$1,413,139</b>                        | <b>\$1,403,358</b>        | <b>\$1,437,639</b> | <b>\$1,501,507</b> |

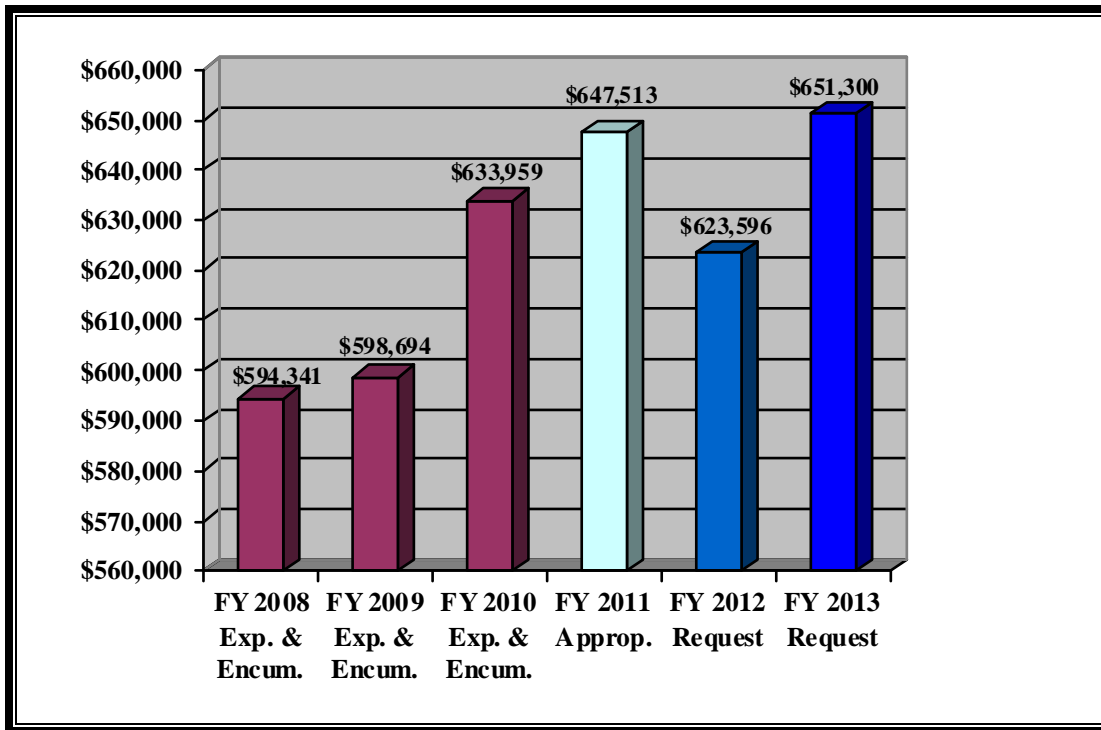
<sup>1</sup> FY2011 – Inclusive of Hay Study Plan Salary Adj. (\$22,803); Transferred out funds (P.L. 30-196) for centralization of IT resources (\$44,798)

# PBS GUAM

PBS Guam, formerly KGTF, focuses on reinforcing the educational process by providing cultural, instructional and informational television programs that benefit the residents of Guam. It achieves this through locally produced shows and other national educational programming.

Statutory Basis: 12 GCA, Division 1, Chapter 3; P.L. 30-18

**FY 2008 ~ FY 2013 Financials**



| Fund Source(s)            | FY 2009<br>Expenditures +<br>Encumbrances | FY 2010<br>Expenditures +<br>Encumbrances | FY 2011<br>Appropriations | FY 2012<br>Request | FY 2013<br>Request |
|---------------------------|---|---|---------------------------|--------------------|--------------------|
| General Fund <sup>1</sup> | \$598,694                                 | \$633,959                                 | \$647,513                 | \$623,596          | \$651,300          |
| Federal Match             | 0   | 0   | 0                         | 0                  | 0                  |
| Special Fund              | 0   | 0   | 0                         | 0                  | 0                  |
| <b>Total</b>              | <b>\$598,694</b>                          | <b>\$633,959</b>                          | <b>\$647,513</b>          | <b>\$623,596</b>   | <b>\$651,300</b>   |

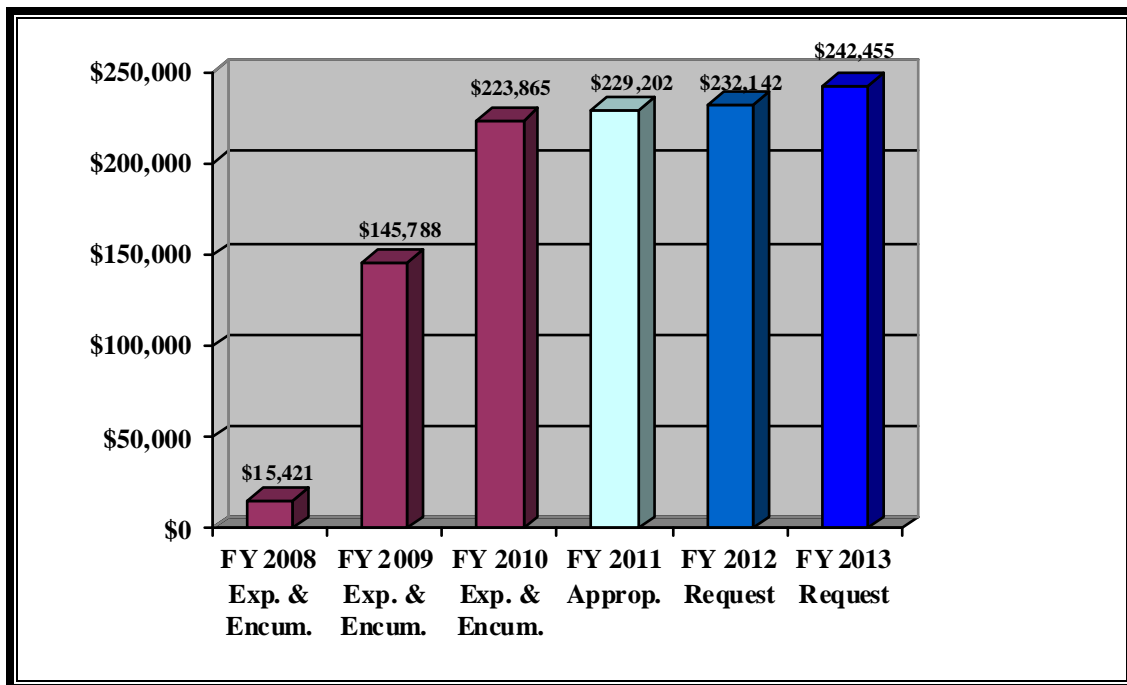
<sup>1</sup>FY2011 - Inclusive of Hay Study Plan Salary Adj. (\$4,993)

# GUAM COMMISSION FOR EDUCATOR CERTIFICATION

The Guam Commission for Educator Certification (GCEC) provides a rigorous system of certification, professional standards, professional development, and evaluation that serves to improve the quality of instruction for Guam’s children. Formerly, a Certification Office Division of the Department of Education, GCEC was established and designed to improve student achievement, student performance and quality of the Guam educator workforce. In addition, the Commission shall ensure that all candidates for certification or renewal of certification demonstrate the knowledge and skills necessary to improve the performance of Guam’s diverse student population. Its Board shall regulate and oversee all aspects of certification, continuing education, and standards of conduct of public school educators.

Statutory Basis: 17 GCA, Chapter 26 § 27000 ~ 27026 (P.L. 29-73)

**FY 2008 ~ FY 2013 Financials**



| Fund Source(s)            | FY 2009<br>Expenditures +<br>Encumbrances | FY 2010<br>Expenditures +<br>Encumbrances | FY 2011<br>Appropriations | FY 2012<br>Request | FY 2013<br>Request |
|---------------------------|---|---|---------------------------|--------------------|--------------------|
| General Fund <sup>1</sup> | \$145,788                                 | \$223,865                                 | \$229,202                 | \$232,142          | \$242,455          |
| Federal Match             | 0   | 0   | 0                         | 0                  | 0                  |
| Special Fund              | 0   | 0   | 0                         | 0                  | 0                  |
| <b>Total</b>              | <b>\$145,788</b>                          | <b>\$223,865</b>                          | <b>\$229,202</b>          | <b>\$232,142</b>   | <b>\$242,455</b>   |

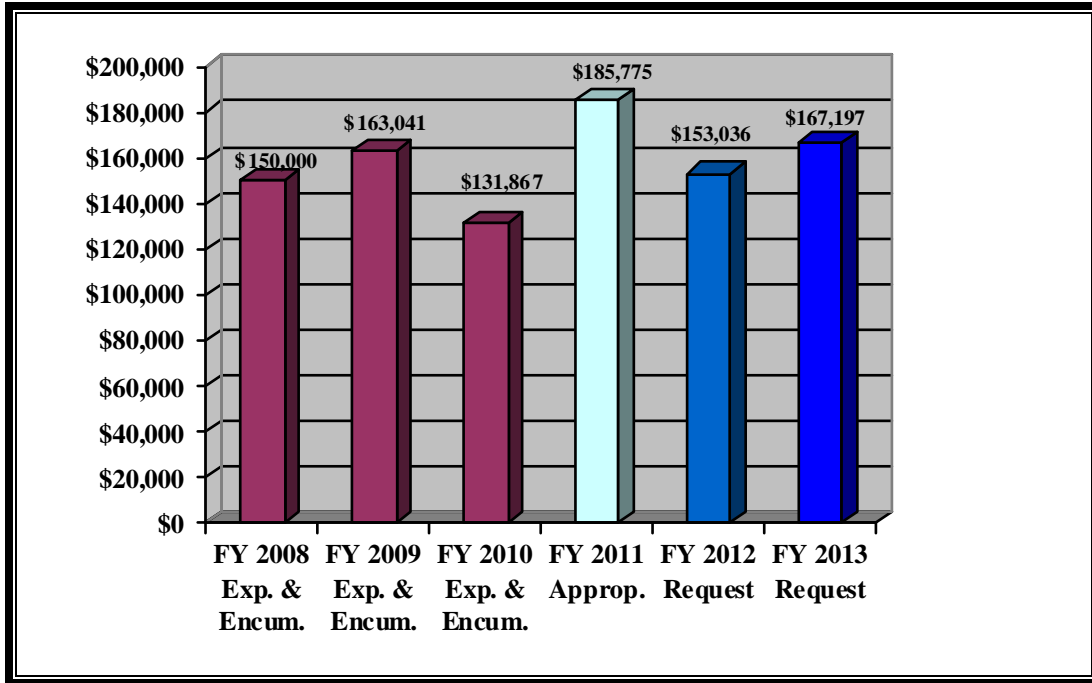
<sup>1</sup>FY 2009 – Miscellaneous Appropriation (Commission established by P.L. 29-73); FY2011 - Inclusive of Hay Study Plan Salary Adj. (\$605).

# OFFICE OF THE ADEQUATE EDUCATION SURUHANU (OMBUDSMAN)

The Office of the Adequate Education Suruhanu (OES) serves as a neutral resource in helping to reasonably resolve concerns and/or complaints from residents of Guam. As an entity of the Office of the Attorney General, it was established to operate independently from the I Maga'Lahen Guåhan, I Liheslaturan Guåhan, the Department of Education (DOE) and the Guam Education Board with a primary mission to conduct investigations into alleged violations of the Fourteen (14) Points of P.L. 28-45, The Every Child is Entitled to an Adequate Public Education Act (the Act). In addition, OES leads and facilitates inspections of Guam public schools to ensure total compliance of the Fourteen (14) Points of the act. Furthermore, OES issues reports with information and/or recommendations with the intent that such information will be used as a resource for the Government of Guam to ensure that each public school student is afforded the opportunity to obtain an adequate public education.

Statutory Basis: 17 GCA, Chapter 11 § 1100 ~ 1113 (P.L. 29-41), P.L. 30-196 as amended

### FY 2008 ~ FY 2013 Financials



| Fund Source(s) | FY 2009<br>Expenditures +<br>Encumbrances | FY 2010<br>Expenditures +<br>Encumbrances | FY 2011<br>Appropriations | FY 2012<br>Request | FY 2013<br>Request |
|----------------|---|---|---------------------------|--------------------|--------------------|
| General Fund   | \$163,041                                 | \$131,867                                 | \$185,775                 | \$153,036          | \$167,197          |
| Federal Match  | 0   | 0   | 0                         | 0                  | 0                  |
| Special Fund   | 0   | 0   | 0                         | 0                  | 0                  |
| <b>Total</b>   | <b>\$163,041</b>                          | <b>\$131,867</b>                          | <b>\$185,775</b>          | <b>\$153,036</b>   | <b>\$167,197</b>   |

<sup>1</sup>FY 2009 – Appropriation provided to Guam Department of Education (Separated from GDOE per P.L. 29-41); FY2011 - Inclusive of Hay Study Plan Salary Adj. (\$1,710).

**This page is intentionally left blank**

# HEALTH

The departments and agencies under this cabinet department serve to develop, monitor, and improve the general health, welfare and well being of the people of Guam and provide assistance to all residents of Guam who are referred off-island for medical treatment.

Entities under this cabinet department include the Department of Public Health and Social Services, Medical Referral Offices, Department of Integrated Services for Individuals with Disabilities, and the Department of Mental Health and Substance Abuse. Additionally, it provides for the Guam Memorial Hospital Authority, an autonomous agency.



**This page is intentionally left blank**

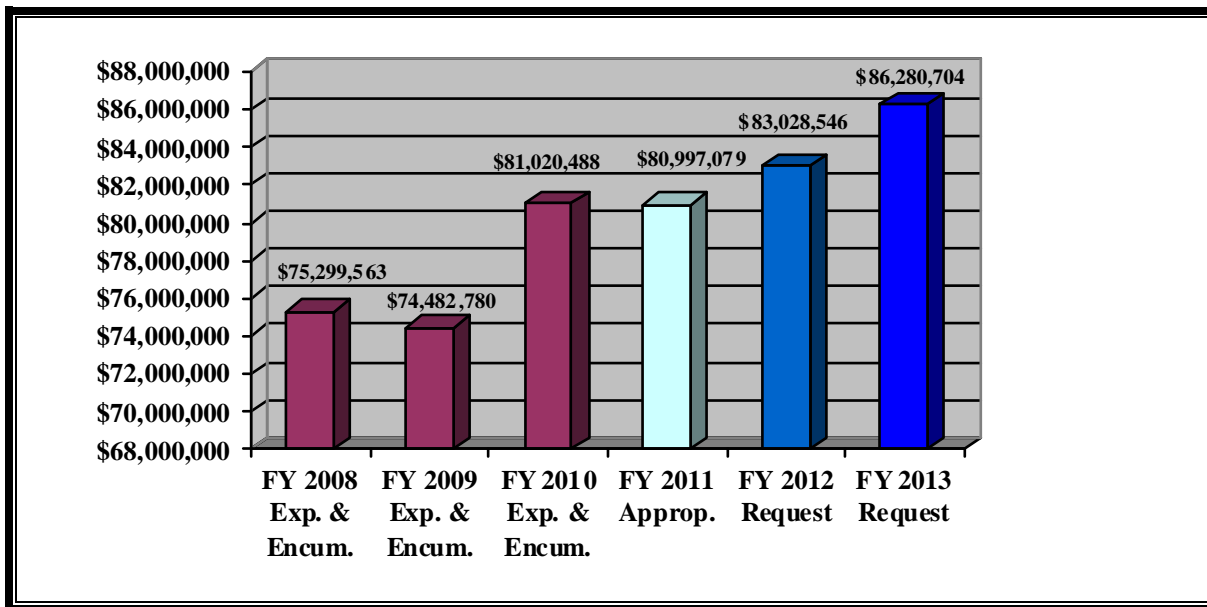


# PUBLIC HEALTH & SOCIAL SERVICES

The Department of Public Health and Social Services provides programs and services in the areas of environmental health, public health, public welfare and senior citizens. The department ensures the public protection through preventive measures against unsanitary conditions. It ensures the provisions of direct and indirect health care services such as dental, hearing, speech and nutritional health. The department also promotes positive social conditions for the economically and socially disadvantaged by providing financial and medical services, such as in its administration of the Public Assistance, Food Stamp, and Medicaid Programs. Additionally, it administers the State Plan on Aging program tailored for the elderly sixty (60) years and older.

Statutory Basis: 10 GCA

**FY 2008 ~ FY 2013 Financials**



| Fund Source(s)                  | FY 2009 Expenditures + Encumbrances | FY 2010 Expenditures + Encumbrances | FY 2011 Appropriations | FY 2012 Request     | FY 2013 Request     |
|---------------------------------|-------------------------------------|-------------------------------------|------------------------|---------------------|---------------------|
| <b>General Fund<sup>1</sup></b> | \$44,083,318                        | \$52,697,580                        | \$47,311,635           | \$50,594,342        | \$53,842,036        |
| <b>Federal Match</b>            | 24,428,240                          | 21,002,030                          | 22,825,407             | 25,114,090          | 25,114,090          |
| <b>Special Fund<sup>2</sup></b> | 5,971,222                           | 7,320,878                           | 10,860,037             | 7,320,114           | 7,324,578           |
| <b>Total</b>                    | <b>\$74,482,780</b>                 | <b>\$81,020,488</b>                 | <b>\$80,997,079</b>    | <b>\$83,028,546</b> | <b>\$86,280,704</b> |

<sup>1</sup> FY 2011 – Inclusive of Hay Study Plan Salary Adj. (\$25,272), Local Match for Federal Matching Grants-In-Aid) (\$19,583,962), Medically Indigent Program (MIP) (\$13,322,907), Local Match for Medicaid (\$14,240,000), GAIN (\$10,000), & Continuing Appropriation as authorized in P.L. 30-196; Ch. III; Pt. II; Sec. 10.; FY 2012 – Operations (Inclusive of MIP (\$13,067,551) & Local Match for Medicaid (\$12,469,953); FY 2013 – Operations (\$26,723,996), MIP (\$13,648,087), Local Match for Medicaid (\$12,469,953) & Medicines & Positions for Community Health Centers (\$1,000,000)

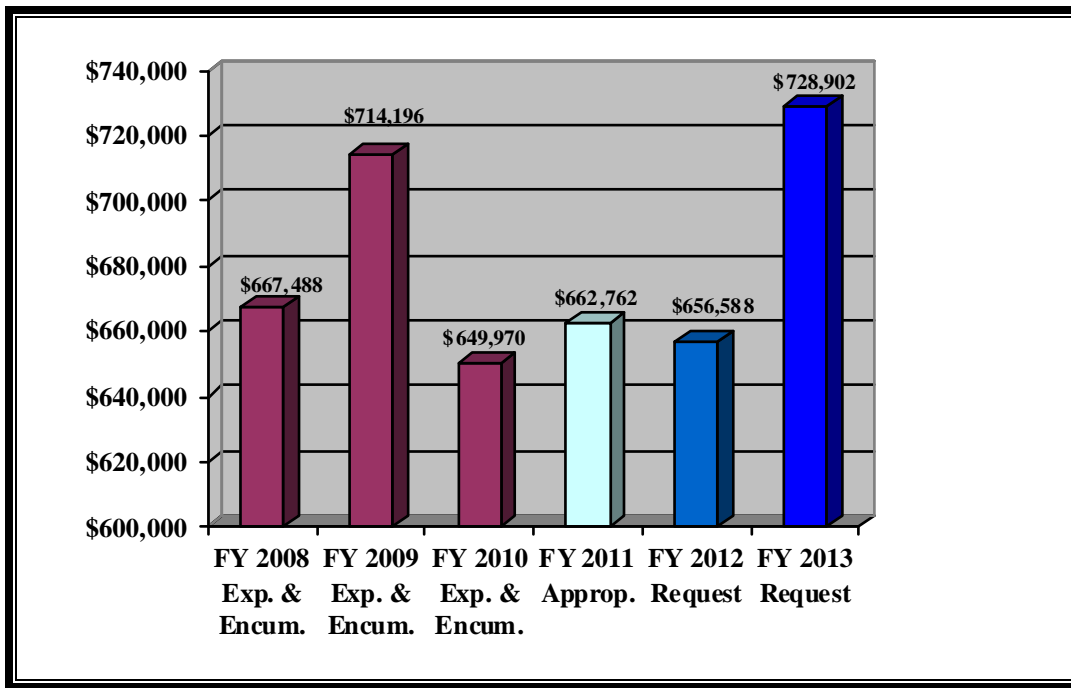
<sup>2</sup> FY 2009 – Healthy Futures Fund (HFF) & Environmental Health Fund (EHF); FY2010 - HFF, EHF, & Health & Human Services Fund (HHSF); FY 2011 - HFF (Operations-\$6,201,390, Medicines & Positions for Community Health Centers-\$760,731 & Guam Cancer Registry-\$202,970) & EHF (\$758,870); FY 2012 - HFF (Operations-\$4,479,523, Medicines & Positions for Community Health Centers-\$773,273 & Guam Cancer Registry-\$112,811), EHF (\$685,386), & Guam Cancer Trust Fund (\$1,269,121); FY 2013 - HFF (Operations-\$4,479,523, Medicines & Positions for Community Health Centers-\$773,273 & Guam Cancer Registry-\$112,811), EHF (\$689,850), & Guam Cancer Trust Fund (\$1,269,121)

# MEDICAL REFERRAL OFFICES

The Medical Referral Offices were established to provide assistance to patients and their families who are sent off-island for medical treatment. The Offices are administered by the Office of I Maga'láhen Guåhan and are located in Hagatña, Guam; Honolulu, Hawaii; Los Angeles, California; and Manila, Philippines. The Offices serve not only the medically indigent but all residents of Guam and those residents referred off-island by assisting in coordinating appropriate medical appointments, temporary housing and transportation services.

Statutory Basis: 10 GCA Chapter 1 §1103; P.L. 19-43; P.L. 21-136 and P.L. 21-137

**FY 2008 ~ FY 2013 Financials**



| Fund Source(s)            | FY 2009<br>Expenditures +<br>Encumbrances | FY 2010<br>Expenditures +<br>Encumbrances | FY 2011<br>Appropriations | FY 2012<br>Request | FY 2013<br>Request |
|---------------------------|---|---|---------------------------|--------------------|--------------------|
| General Fund              | \$714,196                                 | \$68,970                                  | \$662,762                 | \$656,588          | \$728,902          |
| Federal Match             | 0   | 0   | 0                         | 0                  | 0                  |
| Special Fund <sup>1</sup> | 0   | 581,000                                   | 0                         | 0                  | 0                  |
| <b>Total</b>              | <b>\$714,196</b>                          | <b>\$649,970</b>                          | <b>\$662,762</b>          | <b>\$656,588</b>   | <b>\$728,902</b>   |

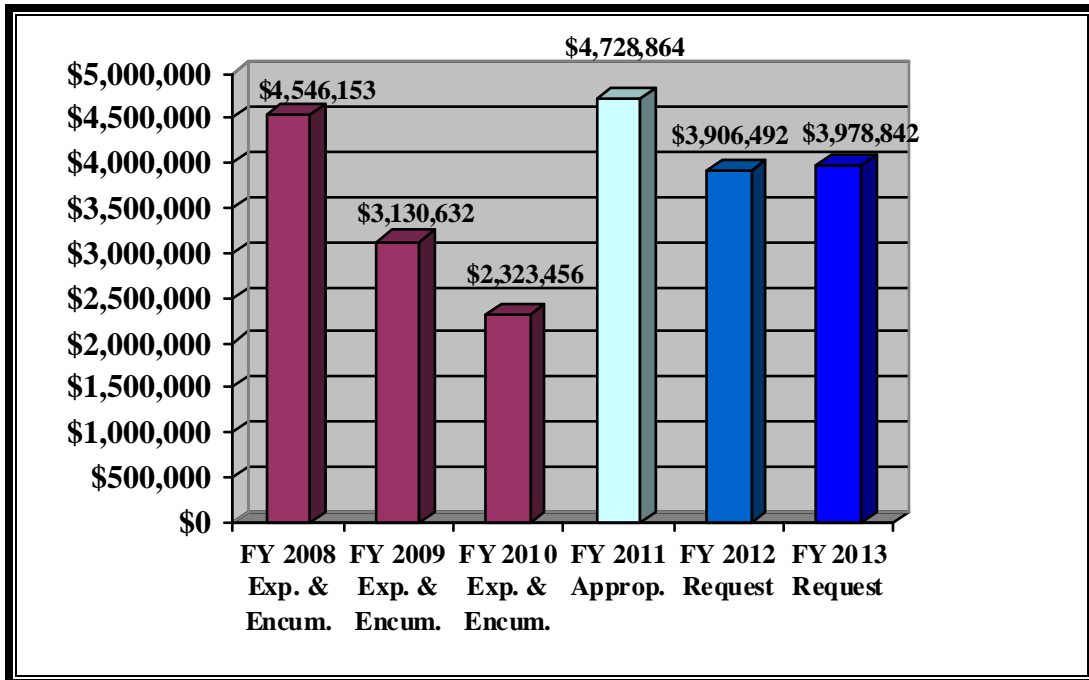
<sup>1</sup> Healthy Futures Fund

# INTEGRATED SERVICES FOR INDIVIDUALS WITH DISABILITIES

The Department of Integrated Services for Individuals with Disabilities (DISID) is currently providing disability assisted services to individuals with disabilities through a full continuum of lifelong programs and services by promoting independence, productivity and the introduction of these individuals into the community. To provide this continuum of care, it has and will continue to build partnerships with local and federal governments as well as recognizing the efforts of all organizations and agencies associated with providing quality services to individuals with disabilities.

Statutory Basis: 17 GCA, Division 5, Chapter 41

**FY 2008 ~ FY 2013 Financials**



| Fund Source(s)             | FY 2009<br>Expenditures +<br>Encumbrances | FY 2010<br>Expenditures +<br>Encumbrances | FY 2011<br>Appropriations | FY 2012<br>Request | FY 2013<br>Request |
|----------------------------|---|---|---------------------------|--------------------|--------------------|
| General Fund <sup>1</sup>  | \$1,468,133                               | \$768,810                                 | \$1,222,332               | \$1,340,403        | \$1,399,951        |
| Federal Match <sup>2</sup> | 1,152,000                                 | 1,101,918                                 | 2,992,651                 | 2,052,208          | 2,052,208          |
| Special Fund <sup>3</sup>  | 510,499                                   | 452,728                                   | 513,881                   | 513,881            | 526,683            |
| <b>Total</b>               | <b>\$3,130,632</b>                        | <b>\$2,323,456</b>                        | <b>\$4,728,864</b>        | <b>\$3,906,492</b> | <b>\$3,978,842</b> |

<sup>1</sup>FY2011 - Inclusive of Hay Study Plan Salary Adj. (\$7,830)

<sup>2</sup> FY2011 – Of the federal match, total received to date (\$548,210)

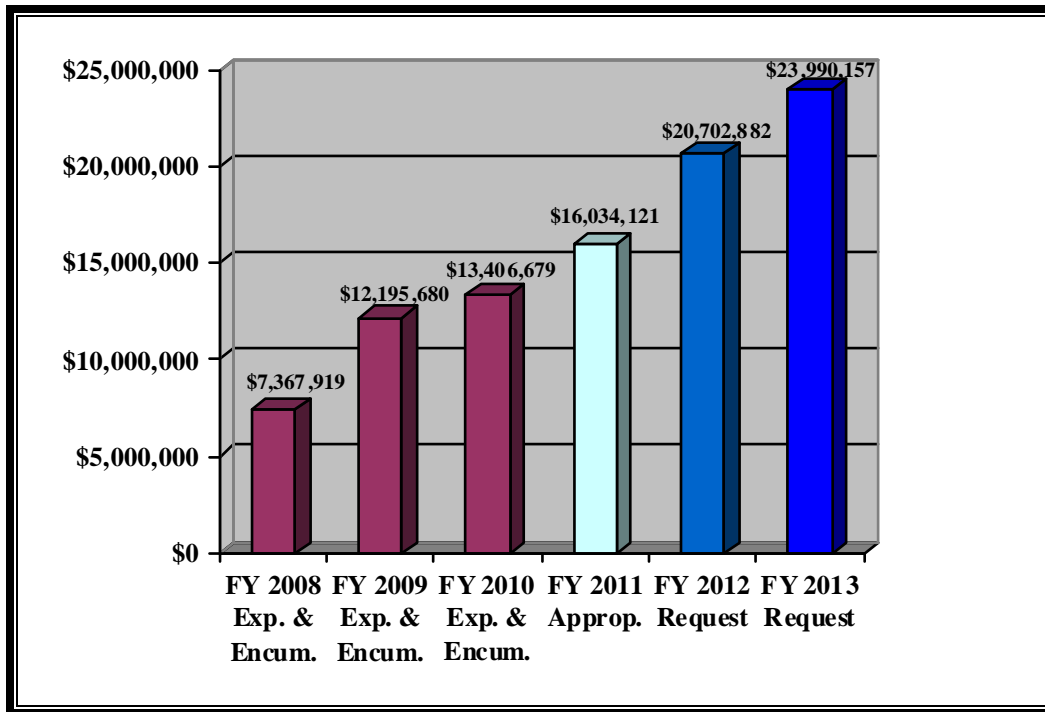
<sup>3</sup> Healthy Futures Fund

# MENTAL HEALTH & SUBSTANCE ABUSE

The Department of Mental Health & Substance Abuse (DMHSA) is responsible to provide mental health programs and services for clients suffering mental disorders, emotional disturbances, behavioral problems, familial dysfunctions, and drug and alcohol abasements. The Department also maintains residential and day treatment services such as the Guma Man Hoben, Guma Ifil and New Beginnings programs. In November 10, 2008, DMHSA, under E.O. No. 2008-25, became the primary agency to manage the Level of Care and Guma Bethesda Programs that were transferred from the Department of Integrated Services for Individuals with Disabilities. It also operates an acute psychiatric inpatient facility and provides emergency consultations to related agencies and clinics, and offers a 24-hour telephone crisis intervention to all island residents and provides educational training for mental health and drug prevention and abuse programs.

Statutory Basis: 10 GCA §86101 ~ §86110; E.O. 2008-25

### FY 2008 ~ FY 2013 Financials



| Fund Source(s)             | FY 2009 Expenditures + Encumbrances | FY 2010 Expenditures + Encumbrances | FY 2011 Appropriations | FY 2012 Request     | FY 2013 Request     |
|----------------------------|-------------------------------------|-------------------------------------|------------------------|---------------------|---------------------|
| General Fund <sup>1</sup>  | \$10,380,270                        | \$11,896,159                        | \$10,769,612           | \$17,427,692        | \$20,714,967        |
| Federal Match <sup>2</sup> | 228,263                             | 0                                   | 225,862                | 225,862             | 225,862             |
| Special Fund <sup>3</sup>  | 1,587,147                           | 1,510,520                           | 5,038,647              | 3,049,328           | 3,049,328           |
| <b>Total</b>               | <b>\$12,195,680</b>                 | <b>\$13,406,679</b>                 | <b>\$16,034,121</b>    | <b>\$20,702,882</b> | <b>\$23,990,157</b> |

<sup>1</sup> FY 2011 – Operations (\$7,952,242) Inclusive of Hay Study Plan Salary Adj. (\$91,450), Local Non-Profit Organization (\$883,200), OASIS Empowerment Center (\$50,000) & Misc. Appr to DOA for Support of Child in Custody (SCC) (\$684,170) & Resident Treatment Fund (RTF) (\$1,200,000); FY 2012 – Operations (\$13,538,652), Detoxification & Rehabilitation (\$839,040), OASIS Empowerment Center (\$50,000) & Amended Comprehensive Plan of Action (\$3,000,000); FY 2013 – Operations (\$18,538,652), Detoxification & Rehabilitation (\$876,315), OASIS Empowerment Center (\$50,000) & Amended Comprehensive Plan of Action (\$1,250,000)

<sup>2</sup> FY 2011 - Appropriation stated per P.L. 30-55, however, no federal funds are expected

<sup>3</sup> Healthy Futures Fund (HFF) & Youth Drug & Alcohol (YDA); FY 2010 thru FY2013 - HFF

# PUBLIC SAFETY

The agencies under this cabinet department play an integral part in the provision of public safety services to our island. Its role is to provide education, correction, prevention, scientific, prosecution, protection, and disaster assistance and recovery programs.

The departments and agencies per the Executive Budget include the Guam Police Department, Guam Fire Department, Department of Corrections, Department of Youth Affairs and the Chief Medical Examiner's Office. Autonomous entities under this cabinet not requiring funding assistance under the Executive Budget are the Guam International Airport Authority Police and Fire, and the Port Authority of Guam Police. The Motor Carrier Safety Assistance Program, a one hundred percent federally funded program, is also under this cabinet.



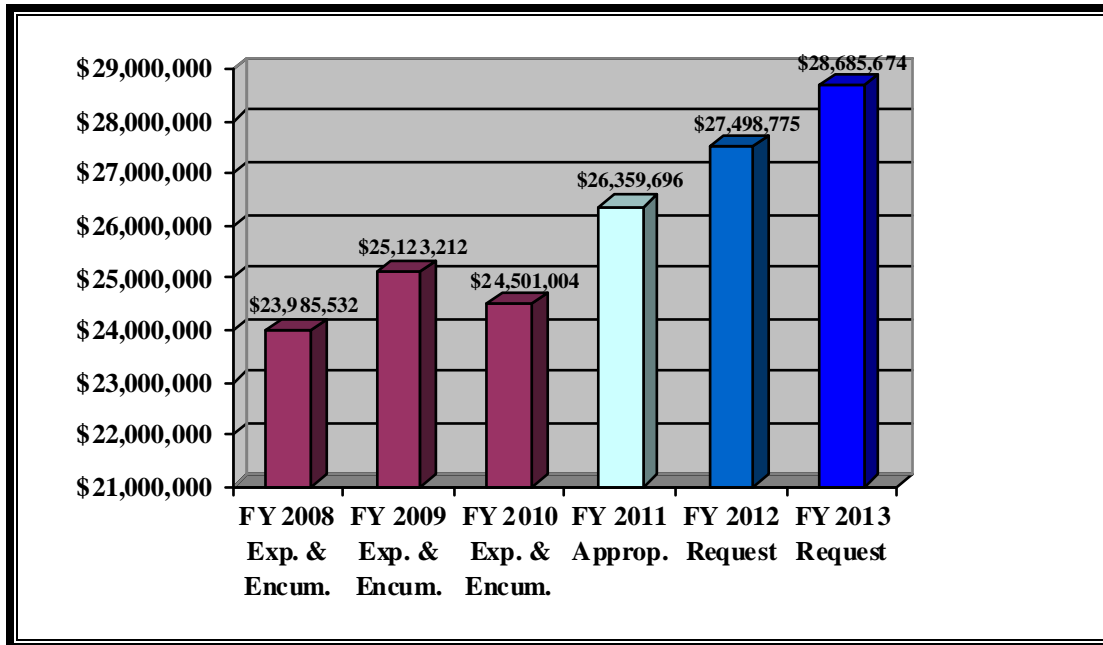
**This page is intentionally left blank**

# GUAM POLICE

The Guam Police Department is responsible for deterring and suppressing all crimes and providing overall protection of life and property from injuries and loss. The Department provides island-wide police coverage, to include investigative services in the areas of criminal, juvenile, traffic, special investigations and crime laboratory.

Statutory Basis: 10 GCA, Division 3, Chapter 77

## FY 2008 ~ FY 2013 Financials



| Fund Source(s)             | FY 2009<br>Expenditures +<br>Encumbrances | FY 2010<br>Expenditures +<br>Encumbrances | FY 2011<br>Appropriations | FY 2012<br>Request  | FY 2013<br>Request  |
|----------------------------|---|---|---------------------------|---------------------|---------------------|
| General Fund <sup>1</sup>  | \$24,021,270                              | \$23,555,049                              | \$25,789,586              | \$26,246,220        | \$27,412,229        |
| Federal Match <sup>2</sup> | 539,572                                   | 444,956                                   | 0                         | 726,136             | 726,136             |
| Special Fund <sup>3</sup>  | 562,370                                   | 500,999                                   | 570,110                   | 526,419             | 547,309             |
| <b>Total</b>               | <b>\$25,123,212</b>                       | <b>\$24,501,004</b>                       | <b>\$26,359,696</b>       | <b>\$27,498,775</b> | <b>\$28,685,674</b> |

<sup>1</sup> FY2011 - Inclusive of Hay Study Plan Salary Adj. (\$152,445)

<sup>2</sup> FY2009 & FY2010 Recreation Boating Safety (RBS) (Federal Match 50% with \$200,000 waiver)

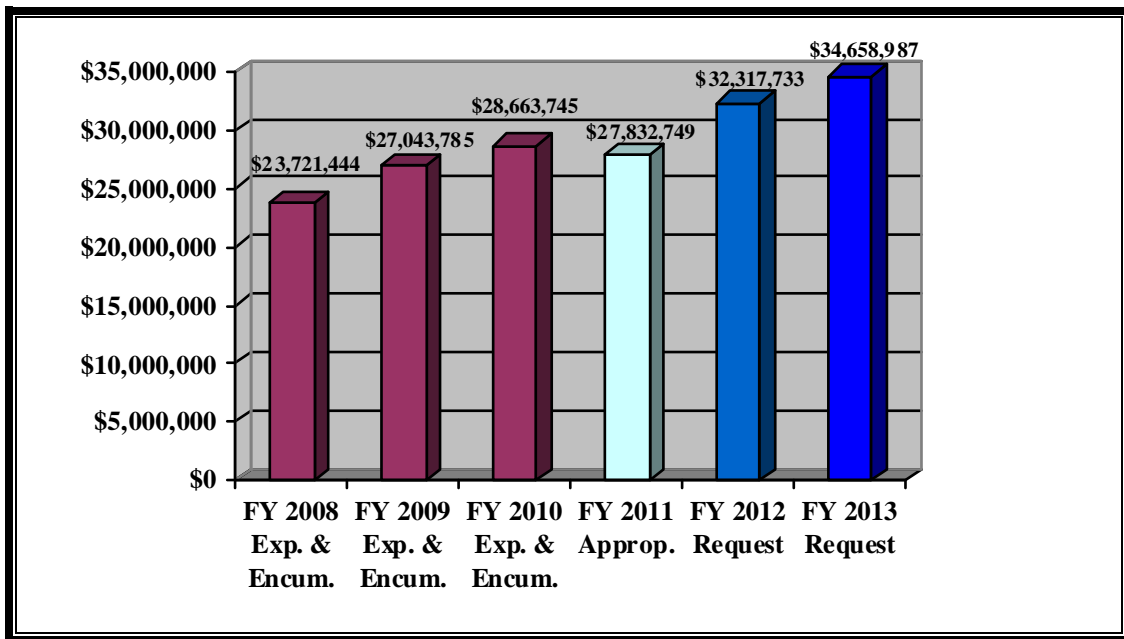
<sup>3</sup> Police Services Fund

# GUAM FIRE

The Guam Fire Department is charged with enforcement of the Uniform Fire Code and of local fire laws and regulations. It provides emergency assistance and responds to fire emergencies, hazardous material incidents and other emergency situations to ensure the safety of all the residents. The department is responsible for conducting fire drills, inspections of premises and areas relative to the prevention of fires, fire hydrant inspections, land and sea rescue operations as well as provide on-scene stabilization, and transport of patients to the nearest and appropriate medical facility, rescuing victims in extreme situations that includes high-angle and trench rescues, and to isolate, identify, notify, mitigate and terminate hazardous incidents.

Statutory Basis: 10 GCA Division 3, Chapters 72 ~ 73; P.L. Nos. 21-61; 23-77; 25-55; 26-55 and 28-44

**FY 2008 ~ FY 2013 Financials**



| Fund Source(s)                  | FY 2009 Expenditures + Encumbrances | FY 2010 Expenditures + Encumbrances | FY 2011 Appropriations | FY 2012 Request     | FY 2013 Request     |
|---------------------------------|-------------------------------------|-------------------------------------|------------------------|---------------------|---------------------|
| <b>General Fund<sup>1</sup></b> | \$26,081,897                        | \$27,449,127                        | \$24,783,746           | \$30,529,982        | \$32,886,300        |
| <b>Federal Match</b>            | 0                                   | 0                                   | 0                      | 102,000             | 102,000             |
| <b>Special Fund<sup>2</sup></b> | 961,888                             | 1,214,618                           | 3,049,003              | 1,685,751           | 1,670,687           |
| <b>Total</b>                    | <b>\$27,043,785</b>                 | <b>\$28,663,745</b>                 | <b>\$27,832,749</b>    | <b>\$32,317,733</b> | <b>\$34,658,987</b> |

<sup>1</sup> FY 2011 – Operations (\$24,103,218) Inclusive of Hay Study Plan Salary Adj. (\$80,528) & Fire Cycle (\$600,000); FY 2013 – Operations (\$31,886,300) & Purchase of Ambulances & Advance Life Support Vehicles (\$1,000,000)

<sup>2</sup> FY 2009 – Enhanced 911 Emergency Reporting System Fund (ERSF) & Fire, Life and Medical Emergency Fund (FLAME); FY2010 - Enhanced 911 ERSF (\$1,134,046) & FLAME (\$80,572); FY 2011 - Enhanced 911 ERSF (Operations - \$1,589,485 & E911 Dispatchers and Administrators - \$206,494), FLAME – Operations (\$653,024) & Ambulance Services Collection (ASC) (\$600,000); FY 2012 - Enhanced 911 ERSF (\$1,608,278) & FLAME (\$77,473); FY 2013 - Enhanced 911 ERSF (\$1,593,214) & FLAME (\$77,473)

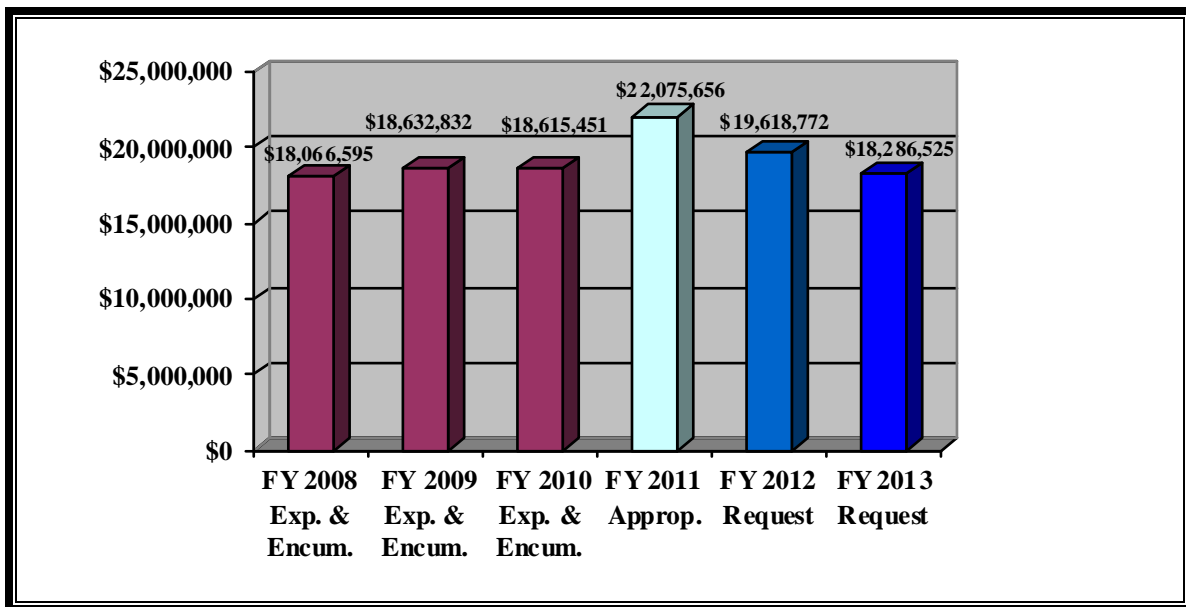


# CORRECTIONS

The Department of Corrections shall protect the public from the destructive action of law offenders by operating a safe, secure, humane and efficient corrections system, and provide staff services for the judiciary, the Parole Board, probation officers and interested agencies of the Executive Branch. The Department provides custodial care to prison inmates, and the parole and detainee population in accordance with judicial disposition. Custodial care is provided for inmates on-island and off-island and includes services for rehabilitation, security, transportation, and treatment. The Department also makes recommendations for the potential release of inmates to the Territorial Parole Board.

Statutory Basis: 9 GCA, Chapter 80, Article 5, §80.70 ~ §80.88; Chapter 83, §83.10 ~ §83.95, Chapter 84, §84.10 ~ §84.49; Chapter 85, §85.10 ~ §85.72; and Chapter 90, §90.10 ~ 90.84

**FY 2008 ~ FY 2013 Financials**



| Fund Source(s)                  | FY 2009<br>Expenditures +<br>Encumbrances | FY 2010<br>Expenditures +<br>Encumbrances | FY 2011<br>Appropriations | FY 2012<br>Request  | FY 2013<br>Request  |
|---------------------------------|---|---|---------------------------|---------------------|---------------------|
| <b>General Fund<sup>1</sup></b> | \$17,113,065                              | \$17,339,754                              | \$20,915,994              | \$18,607,569        | \$18,334,864        |
| <b>Federal Match</b>            | 0   | 0   | 0                         | 0                   | 0                   |
| <b>Special Fund<sup>2</sup></b> | 1,519,767                                 | 1,275,697                                 | 1,159,662                 | 1,011,203           | 951,661             |
| <b>Total</b>                    | <b>\$18,632,832</b>                       | <b>\$18,615,451</b>                       | <b>\$22,075,656</b>       | <b>\$19,618,772</b> | <b>\$19,286,525</b> |

<sup>1</sup> FY2011 - Inclusive of Hay Study Plan Salary Adj. (\$95,465); FY 2012 – Operations (\$15,931,112) & Bureau of Prison Prior Years and Current (\$2,676,457); FY 2013 – Operations (\$17,638,864) & Bureau of Prison Prior Years and Current (\$696,000)

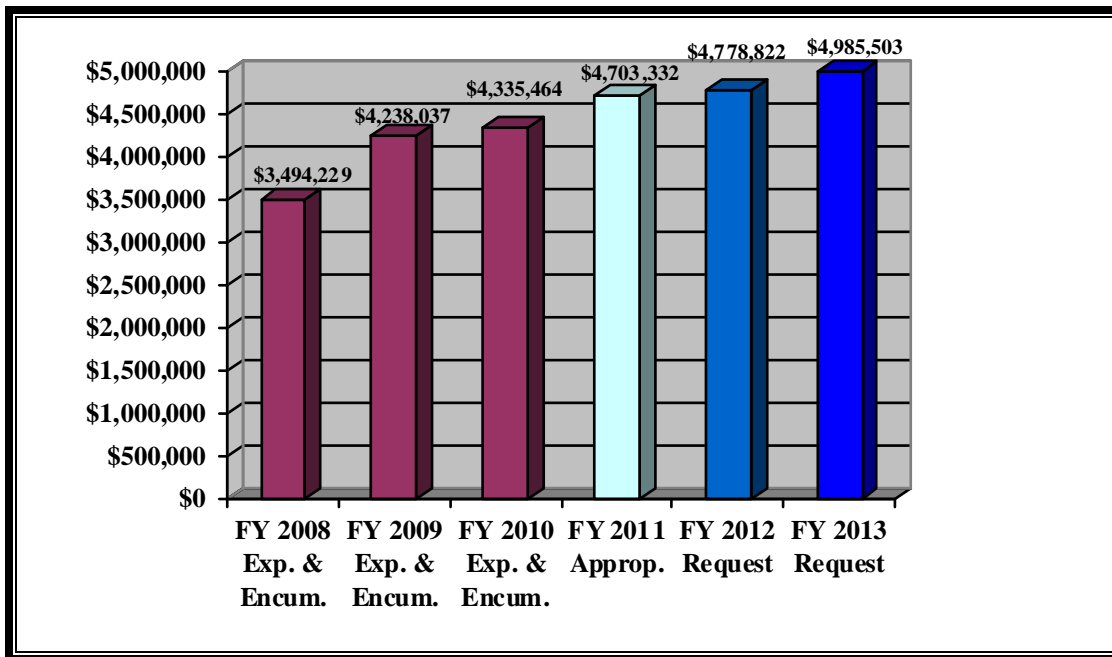
<sup>2</sup> FY 2009 & FY 2010 - Corrections Revolving Fund (CRF) & Safe Streets Fund (SSF); FY 2011 & FY 2012 – CRF (\$915,203) & SSF (\$96,000); FY 2013 – CRF (\$855,661) & SSF (\$96,000)

# YOUTH AFFAIRS

The Department of Youth Affairs is responsible for operating and maintaining the island's youth correctional facility. It provides correctional services for youth offenders, including custodial care, treatment and rehabilitation services for those adjudicated by the courts. The Department administers juvenile delinquency prevention programs, as well as provides for the development of pre-vocational skills and training.

Statutory Basis: 19 GCA, Division 2, Chapter 20

**FY 2008 ~ FY 2013 Financials**



| Fund Source(s)            | FY 2009<br>Expenditures +<br>Encumbrances | FY 2010<br>Expenditures +<br>Encumbrances | FY 2011<br>Appropriations | FY 2012<br>Request | FY 2013<br>Request |
|---------------------------|---|---|---------------------------|--------------------|--------------------|
| General Fund <sup>1</sup> | \$3,992,870                               | \$4,014,890                               | \$4,495,495               | \$4,426,051        | \$4,985,503        |
| Federal Match             | 0   | 0   | 0                         | 0                  | 0                  |
| Special Fund <sup>2</sup> | 245,167                                   | 320,574                                   | 207,837                   | 352,771            | 0                  |
| <b>Total</b>              | <b>\$4,238,037</b>                        | <b>\$4,335,464</b>                        | <b>\$4,703,332</b>        | <b>\$4,778,822</b> | <b>\$4,985,503</b> |

<sup>1</sup> FY2011 – Operations (\$4,003,178) Inclusive of Hay Study Plan Salary Adj. (\$42,859), Runaway Youth Programs \$371,677), & FY2010 Carryover Appr. (\$120,640); FY 2012 – Inclusive of Runaway Youth Programs (\$346,325); FY 2013 – Inclusive of Runaway Youth Programs (\$371,761)

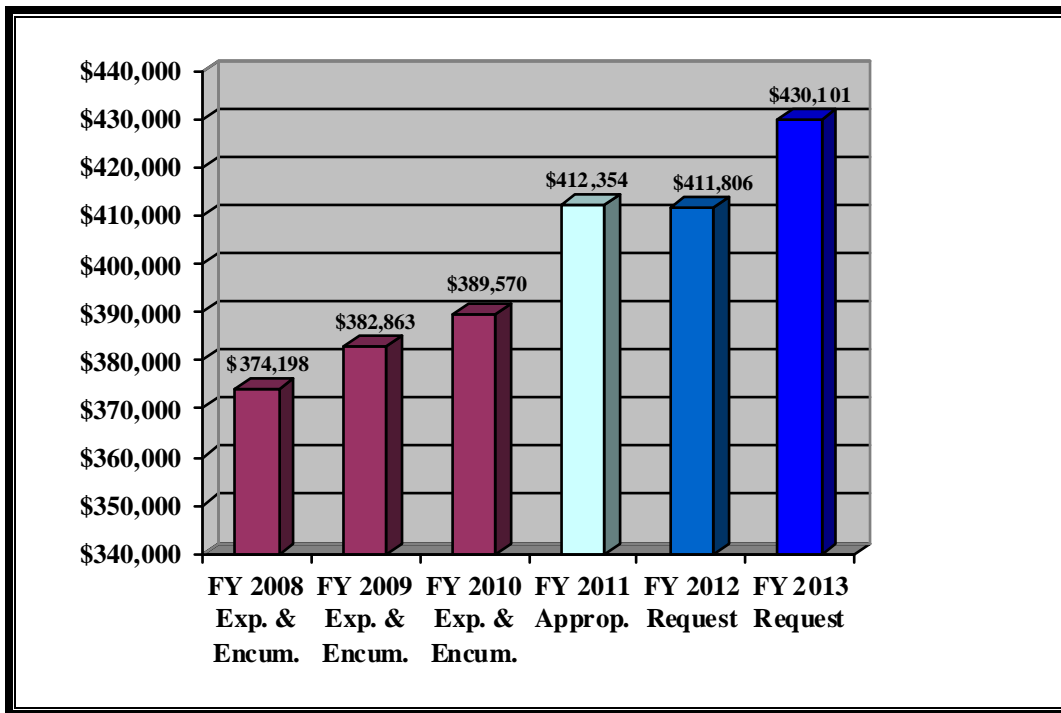
<sup>2</sup> Healthy Futures Fund

# CHIEF MEDICAL EXAMINER

The Chief Medical Examiner's Office performs scientific death investigations for medico-legal purposes in order to determine the cause and manner of all unusual, unnatural and unexpected deaths. One of the primary goals of the Office is to assure that proper investigative and diagnostic techniques are used in the performance of autopsies and toxicological analysis.

Statutory Basis: 10 GCA, Chapter 81 and 19 GCA §13205

**FY 2008 ~ FY 2013 Financials**



| Fund Source(s)            | FY 2009<br>Expenditures +<br>Encumbrances | FY 2010<br>Expenditures +<br>Encumbrances | FY 2011<br>Appropriations | FY 2012<br>Request | FY 2013<br>Request |
|---------------------------|---|---|---------------------------|--------------------|--------------------|
| General Fund <sup>1</sup> | \$382,863                                 | \$389,570                                 | \$412,354                 | \$411,806          | \$430,101          |
| Federal Match             | 0   | 0   | 0                         | 0                  | 0                  |
| Special Fund              | 0   | 0   | 0                         | 0                  | 0                  |
| <b>Total</b>              | <b>\$382,863</b>                          | <b>\$389,570</b>                          | <b>\$412,354</b>          | <b>\$411,806</b>   | <b>\$430,101</b>   |

<sup>1</sup> FY2011 - Inclusive of Hay Study Plan Salary Adj. (\$1,154)

**This page is intentionally left blank**

# HOMELAND SECURITY

In response to the growing threat of global terrorism, Executive Order 2003-13 established the Office of Homeland Security (OHS) under the purview of the Office of I Maga'lahañ Guåhan. The mission of the OHS is to develop and coordinate the implementation of a comprehensive plan to protect Guam and its people from terrorism, invasion, insurrection, rebellion, lawless violence or the threat thereof and illegal importation of prohibited items and commodities.

Along with the Guam Office of Homeland Security and the Office of Civil Defense, which is one hundred percent federally-funded, this cabinet department also includes the Customs and Quarantine Agency. These entities carry out the mission of homeland security for Guam.



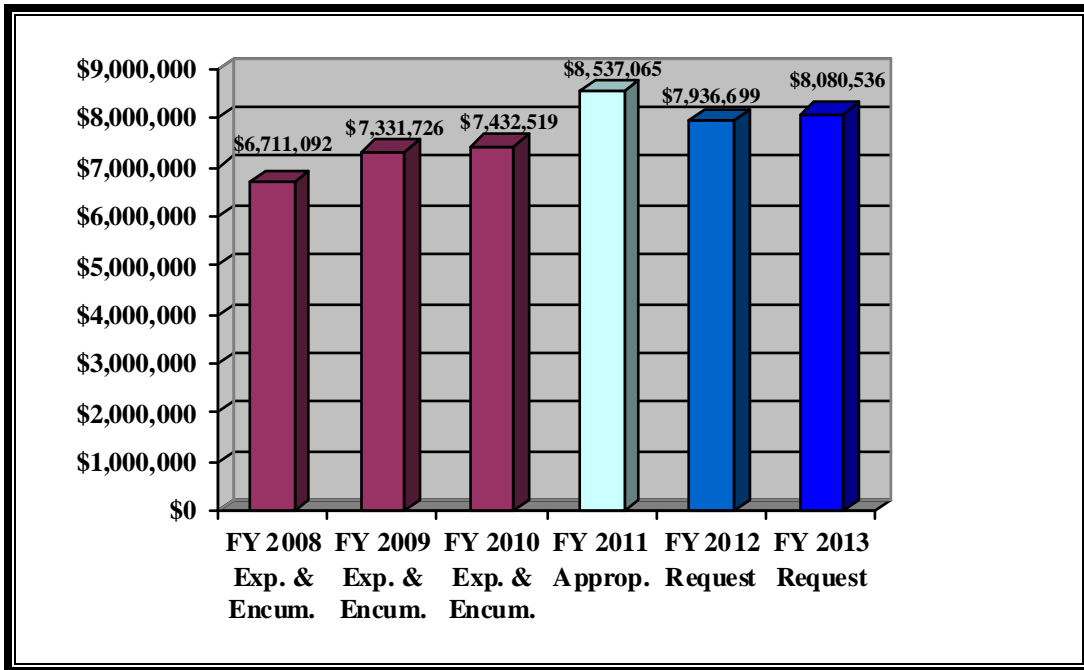
**This page is intentionally left blank**

# CUSTOMS & QUARANTINE

The Customs and Quarantine Agency plays a vital role in preventing the illegal importation of prohibited items and commodities into Guam. The Agency inspects and examines both imported and exported cargo, as well as civilian and military aircrafts, passengers, bags, luggage and livestock. In addition, the Agency also investigates and resolves all customs and quarantine violations and provides methods for inspection, safeguard, treatment, destruction and quarantine activities to control and eradicate pests and diseases in Guam.

Statutory Basis: 5 GCA, Chapter 73, P.L. 22-112 and P.L. 27-29: IV: 22

**FY 2008 ~ FY 2013 Financials**



| Fund Source(s)            | FY 2009<br>Expenditures +<br>Encumbrances | FY 2010<br>Expenditures +<br>Encumbrances | FY 2011<br>Appropriations | FY 2012<br>Request | FY 2013<br>Request |
|---------------------------|---|---|---------------------------|--------------------|--------------------|
| General Fund              | \$0                                       | \$0                                       | \$0                       | \$0                | \$0                |
| Federal Match             | 0   | 0   | 0                         | 0                  | 0                  |
| Special Fund <sup>1</sup> | 7,331,726                                 | 7,432,519                                 | 8,537,065                 | 7,936,699          | 8,080,536          |
| <b>Total</b>              | <b>\$7,331,726</b>                        | <b>\$7,432,519</b>                        | <b>\$8,537,065</b>        | <b>\$7,936,699</b> | <b>\$8,080,536</b> |

<sup>1</sup>Customs, Agriculture & Quarantine Inspection Services Fund

**This page is intentionally left blank**



# LABOR

Agencies under this cabinet department serve to develop and oversee employment opportunities; provide services in administration and general assistance to the disadvantaged to attain and maintain the highest possible degree of independence and self-support; and ensure that all contractors, engineers, architects and land surveyors are qualified to conduct business within the island.

Entities in this area consist of the Department of Labor, Licensing & Professional Labor Regulations (PEALS, etc.), and the Contractors License Board. The department under this cabinet not requiring funding assistance is the Agency for Human Resources Development since it is funded one hundred percent by federal funds.



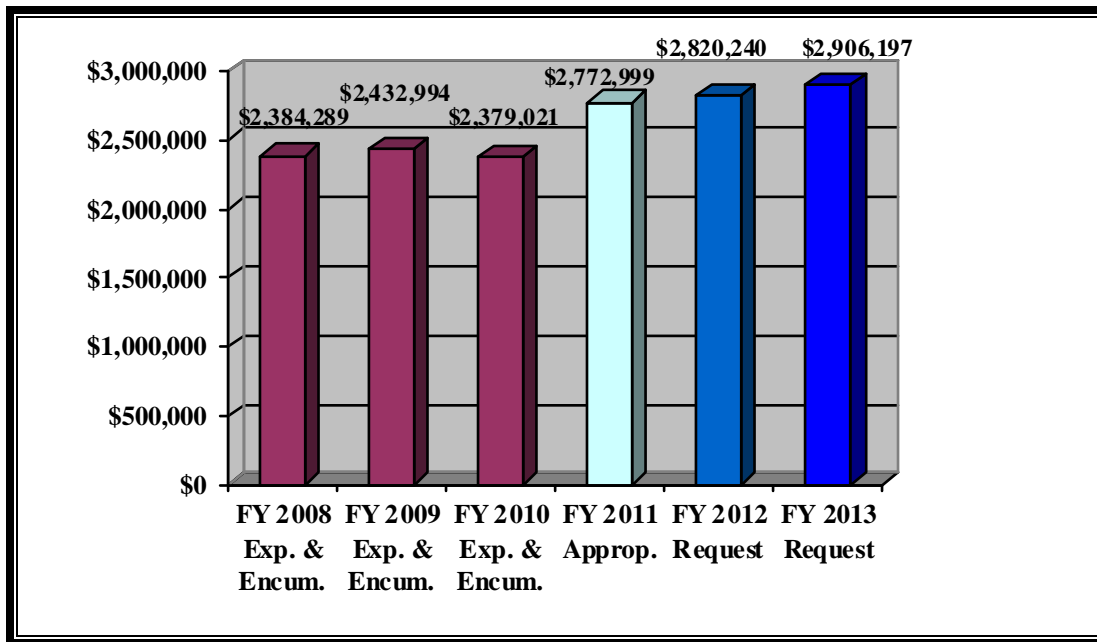
**This page is intentionally left blank**

# DEPARTMENT OF LABOR

The Department of Labor is responsible to promote, develop, and improve the welfare of wage earners on Guam. It provides job placement assistance, outreach, and consultation to increase awareness of employment practices, senior employment programs, and alien labor certification. The Department enforces the prevailing wage schedule, Fair Labor Standards Act, Occupational Safety and Health standards, and administers workers compensation. Additionally, it oversees labor market and occupational information systems as well as provides statistical information regarding Guam's manpower and labor situation. It supervises the Serve Guam Commission and the Bureau of Women's Affairs.

Statutory Basis: 22 GCA Div. 1; 19 GCA §22101~22113; 17 GCA §40103; 5 GCA §3112 & 3120; E.O. 05-22; E.O. 83-10; E.O. 02-14; National & Community Service Act of 1990, as amended; 42 U.S.C. §12501et seq.; and CFDA 94.006: E.O. 2009-04

### FY 2008 ~ FY 2013 Financials



| Fund Source(s)             | FY 2009<br>Expenditures +<br>Encumbrances | FY 2010<br>Expenditures +<br>Encumbrances | FY 2011<br>Appropriations | FY 2012<br>Request | FY 2013<br>Request |
|----------------------------|---|---|---------------------------|--------------------|--------------------|
| General Fund <sup>1</sup>  | \$2,039,420                               | \$2,029,964                               | \$1,420,202               | \$2,225,948        | \$2,324,837        |
| Federal Match <sup>2</sup> | 32,314                                    | 38,758                                    | 42,100                    | 42,100             | 42,100             |
| Special Fund <sup>3</sup>  | 361,260                                   | 310,299                                   | 1,310,697                 | 552,192            | 539,260            |
| <b>Total</b>               | <b>\$2,432,993</b>                        | <b>\$2,379,021</b>                        | <b>\$2,772,999</b>        | <b>\$2,820,240</b> | <b>\$2,906,197</b> |

<sup>1</sup> FY2011 - Operations (\$1,256,348) Inclusive of Hay Study Plan Salary Adj. (\$15,290) & Worker's Compensation (WC) (\$773,617); FY2012 - Operations (\$1,427,355) & WC (\$798,593); FY2013 - Operations (\$1,490,766) & WC (\$834,071)

<sup>2</sup> Bureau of Labor Statistics - Occupational Safety and Health Statistics 50% Federal Match

<sup>3</sup> Manpower Development Fund

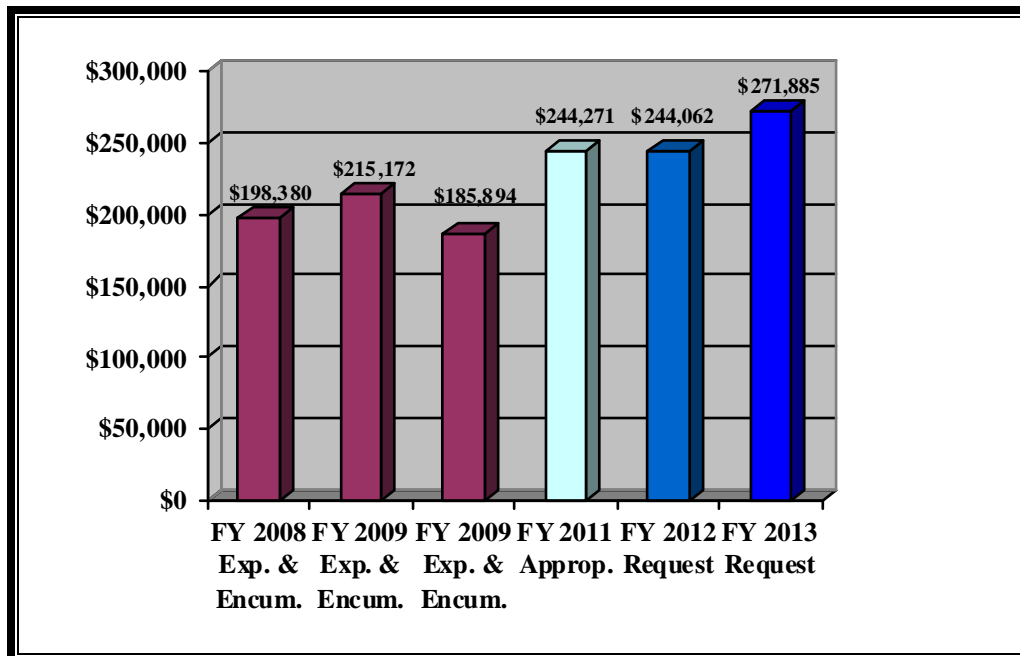
# PROFESSIONAL ENGINEERS, ARCHITECTS AND LAND SURVEYORS (PEALS) BOARD

---

This program provides services by administering, maintaining, and enforcing licensing, and professional labor regulations. Included under this program is the Professional Engineers, Architects and Land Surveyors (PEALS) Board, a seven (7) member Board, which prescribes educational and experience qualifications for the registration and examinations of engineers, architects, landscape architects, and land surveyors. The Board, with staff support, administers examinations, issues registrations and enforcement activities prescribing industry licensing standards. It also monitors compliance with standards of conduct for registered engineers, architects, landscape architects, and land surveyors.

Statutory Basis: 22 GCA, Division 3, Chapter 32; P.L. 30-35

**FY 2008 ~ FY 2013 Financials**



| Fund Source(s)            | FY 2009<br>Expenditures +<br>Encumbrances | FY 2010<br>Expenditures +<br>Encumbrances | FY 2011<br>Appropriations | FY 2012<br>Request | FY 2013<br>Request |
|---------------------------|---|---|---------------------------|--------------------|--------------------|
| General Fund              | \$0                                       | \$0                                       | \$0                       | \$0                | \$0                |
| Federal Match             | 0   | 0   | 0                         | 0                  | 0                  |
| Special Fund <sup>1</sup> | 215,172                                   | 185,894                                   | 244,271                   | 244,062            | 271,885            |
| <b>Total</b>              | <b>\$215,172</b>                          | <b>\$185,894</b>                          | <b>\$244,271</b>          | <b>\$244,062</b>   | <b>\$271,885</b>   |

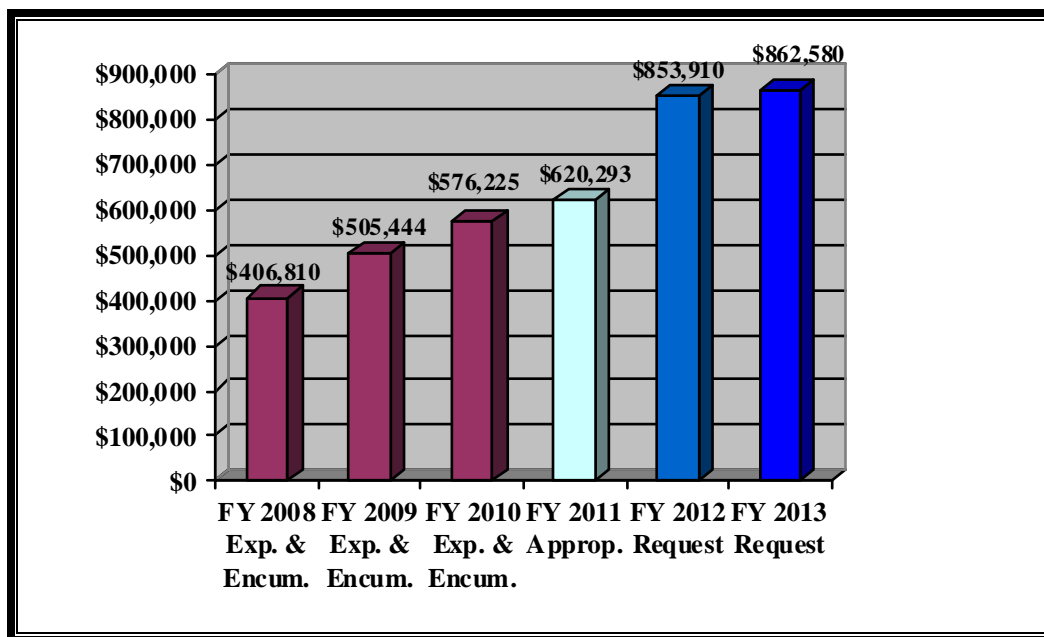
<sup>1</sup> Professional Engineers, Architects and Land Surveyors Board Fund; FY2011 – Authorization to expend up to revenues collected in FY2011

# CONTRACTORS LICENSE BOARD

This seven (7) member Board was created to ensure consumer protection, contractor competency, and fair competition in Guam's construction industry. The Board practices regulatory functions in the issuance and revocation of contractor licenses and self-construction permits. It also ensures compliance with industry standards and serves as an avenue for appeals on the suitability of alternate construction materials and methods. The Board also adheres to rules and regulations in the investigation of construction fraud.

Statutory Basis: 21 GCA Sections 70101 ~ 70123

**FY 2008 ~ FY 2013 Financials**



| Fund Source(s)            | FY 2009<br>Expenditures +<br>Encumbrances | FY 2010<br>Expenditures +<br>Encumbrances | FY 2011<br>Appropriations | FY 2012<br>Request | FY 2013<br>Request |
|---------------------------|---|---|---------------------------|--------------------|--------------------|
| General Fund              | \$0                                       | \$0                                       | \$0                       | \$0                | \$0                |
| Federal Match             | 0   | 0   | 0                         | 0                  | 0                  |
| Special Fund <sup>1</sup> | 505,444                                   | 576,225                                   | 620,293                   | 853,910            | 862,580            |
| <b>Total</b>              | <b>\$505,444</b>                          | <b>\$576,225</b>                          | <b>\$620,293</b>          | <b>\$853,910</b>   | <b>\$862,580</b>   |

<sup>1</sup> Guam Contractors License Board Fund

**This page is intentionally left blank**

# NATURAL RESOURCES

These departments and agencies are responsible to ensure that all laws against illegal hunting or fishing, and conservation of the island's agricultural sector are enforced; that land resources are managed in a manner that maximizes public benefit and preserves public trust; that the island's natural land, water and air resources are protected; and that all park areas on Guam are maintained and preserved.

The agencies under this cabinet department include the Department of Agriculture, Department of Land Management, Guam Environmental Protection Agency with the Guam Energy Office, which is one hundred percent federally-funded, Department of Parks and Recreation, Ancestral Lands Commission and the Chamorro Land Trust Commission.



**This page is intentionally left blank**

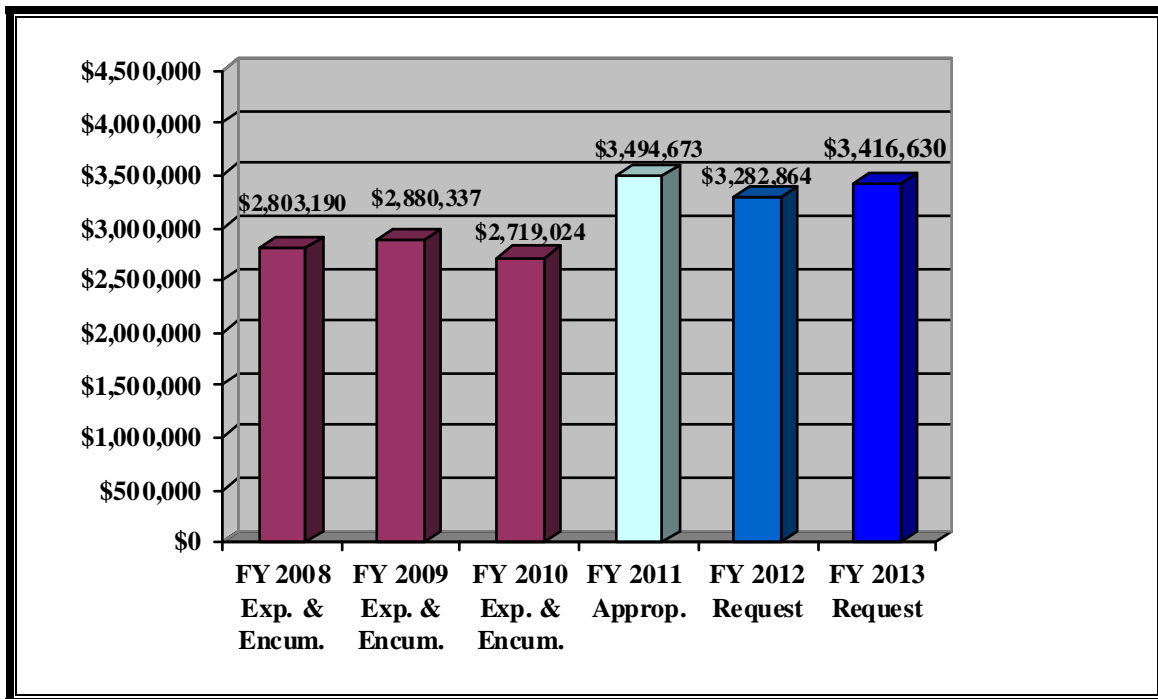


# AGRICULTURE

The Department of Agriculture ensures the development, conservation, and productivity of the island's agricultural sector, including the livestock, forestry and commercial fishing industries. It assists farmers and others engaged in agriculture, mariculture, and aquaculture. Other functions involve the provision of equipment subsidies, spraying services and technical assistance. The Department promotes forestry, soil, and water resource conservation practices; provides seedlings and fruit trees through its plant nursery program; enforces conservation laws against illegal hunting or fishing; and implements animal health programs.

Statutory Basis: 5 GCA Chapters 60 – 68; 5 GCA Chapter 73 §73302; 9 GCA; Plant Protection Act U.S. P.L. 106-224; U.S. P.L. 105-277; 16 USC §1361; Cooperative Forestry Assist. Act of 1978

## FY 2008 ~ FY 2013 Financials



| Fund Source(s)            | FY 2009 Expenditures + Encumbrances | FY 2010 Expenditures + Encumbrances | FY 2011 Appropriations | FY 2012 Request    | FY 2013 Request    |
|---------------------------|-------------------------------------|-------------------------------------|------------------------|--------------------|--------------------|
| General Fund <sup>1</sup> | \$2,583,049                         | \$2,493,146                         | \$3,051,554            | \$2,982,497        | \$3,114,997        |
| Federal Match             | 253,167                             | 152,518                             | 327,000                | 216,550            | 216,550            |
| Special Fund <sup>2</sup> | 44,121                              | 73,360                              | 116,119                | 83,817             | 85,083             |
| <b>Total</b>              | <b>\$2,880,337</b>                  | <b>\$2,719,024</b>                  | <b>\$3,494,673</b>     | <b>\$3,282,864</b> | <b>\$3,416,630</b> |

<sup>1</sup> FY2009 thru FY 2011 – Inclusive of Animal Shelter Operations; FY2011 - Inclusive of Hay Study Plan Salary Adj. (\$26,100) & Local federal match (\$227,517); FY 2012 – Inclusive of GAIN (\$98,083); FY 2013 – Inclusive of GAIN (\$102,441)

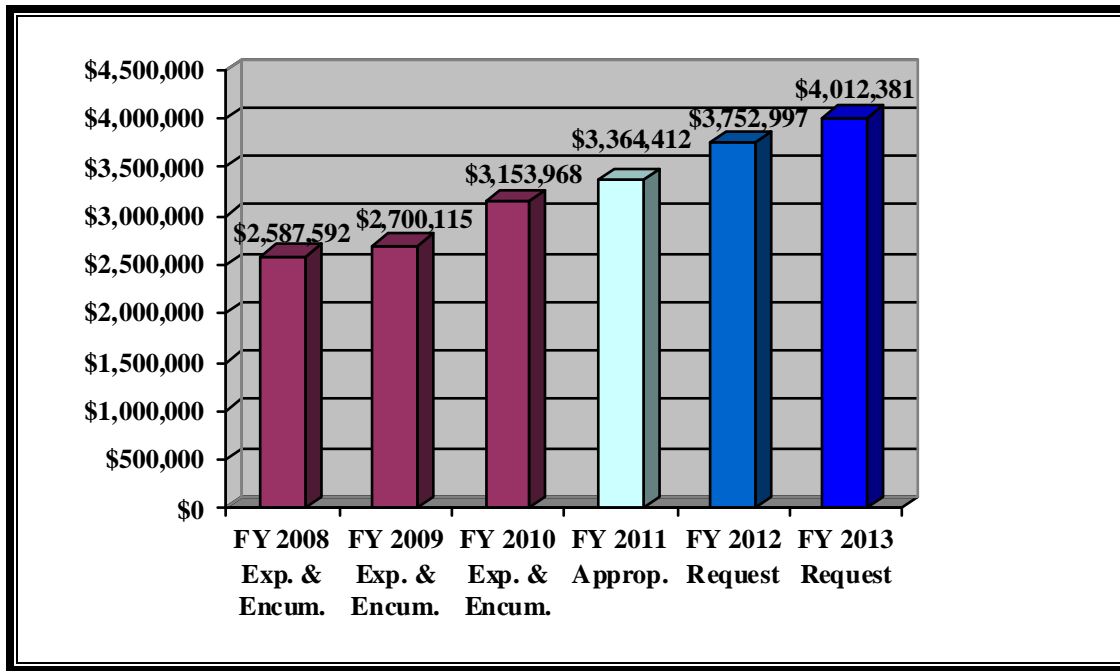
<sup>2</sup> Guam Plant Inspection and Permit Fund

# LAND MANAGEMENT

The Department of Land Management is tasked with the management of government land resources in a manner that maximizes public benefit and preserves public trust. Its primary planning activities focuses on facilitating the development and maintenance of a comprehensive land use program that is capable of ensuring maximum yield on government and non-government lands. Secondary goals include the fostering of orderly growth, as well as the harmonious development and enforcement of land-use regulations. The Department’s recording functions involve storing all land records such as land titles, maps, land exchanges, subdivisions, on microfilm, blueprint, and other electronic means, in accordance with the Geographical Informational System. Additionally, survey activities ensure the complete plotting of all government lands on the island’s cadastral map, in compliance with the Guam Geodetic Triangulation Network system.

Statutory Basis: 5 GCA Sections 3109, 45101~45155, 47101~47503, 60101~60806, 61101~61670, 62101~62703; Section 1157 Civil Code of Guam, Section 13100 Government Code of Guam; P.L. 29-02, Chapter V, Part III; P.L. 30-21, §60112

**FY 2008 ~ FY 2013 Financials**



| Fund Source(s)            | FY 2009<br>Expenditures +<br>Encumbrances | FY 2010<br>Expenditures +<br>Encumbrances | FY 2011<br>Appropriations | FY 2012<br>Request | FY 2013<br>Request |
|---------------------------|---|---|---------------------------|--------------------|--------------------|
| General Fund              | \$0                                       | \$0                                       | \$0                       | \$867,160          | \$905,684          |
| Federal Match             | 0   | 0   | 0                         | 0                  | 0                  |
| Special Fund <sup>1</sup> | 2,700,115                                 | 3,153,968                                 | 3,364,412                 | 2,885,837          | 3,106,697          |
| <b>Total</b>              | <b>\$2,700,115</b>                        | <b>\$3,153,968</b>                        | <b>\$3,364,412</b>        | <b>\$3,752,997</b> | <b>\$4,012,381</b> |

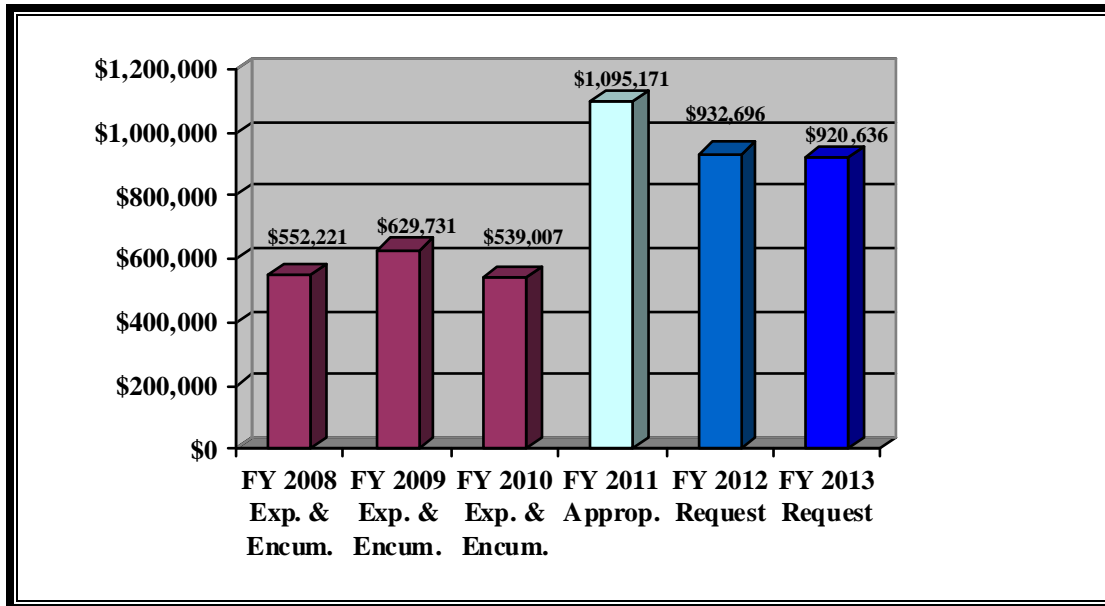
<sup>1</sup> Land Survey Revolving Fund

# GUAM ENVIRONMENTAL PROTECTION AGENCY

The Guam Environmental Protection Agency serves to protect the island's natural land, water and air resources. It implements environmental programs relative to safe drinking water, water and air pollution control, solid and hazardous waste management and pesticide enforcement. The Agency also provides environmental planning, review, and evaluation of projects in addition to monitoring services such as field and laboratory support for regulatory purposes. Through an Executive Order, it supervises the Guam Energy Office (GEO), a one hundred percent federally funded program.

Statutory Basis: 10 GCA Section 45101~54109, E.O. 83-4 and E.O. 2007-14

**FY 2008 ~ FY 2013 Financials**



| Fund Source(s)            | FY 2009<br>Expenditures +<br>Encumbrances | FY 2010<br>Expenditures +<br>Encumbrances | FY 2011<br>Appropriations | FY 2012<br>Request | FY 2013<br>Request |
|---------------------------|---|---|---------------------------|--------------------|--------------------|
| General Fund              | \$0                                       | \$0                                       | \$0                       | \$0                | \$0                |
| Federal Match             | 0   | 0   | 0                         | 0                  | 0                  |
| Special Fund <sup>1</sup> | 629,731                                   | 539,007                                   | 1,095,171                 | 932,696            | 920,636            |
| <b>Total</b>              | <b>\$629,731</b>                          | <b>\$539,007</b>                          | <b>\$1,095,171</b>        | <b>\$932,696</b>   | <b>\$920,636</b>   |

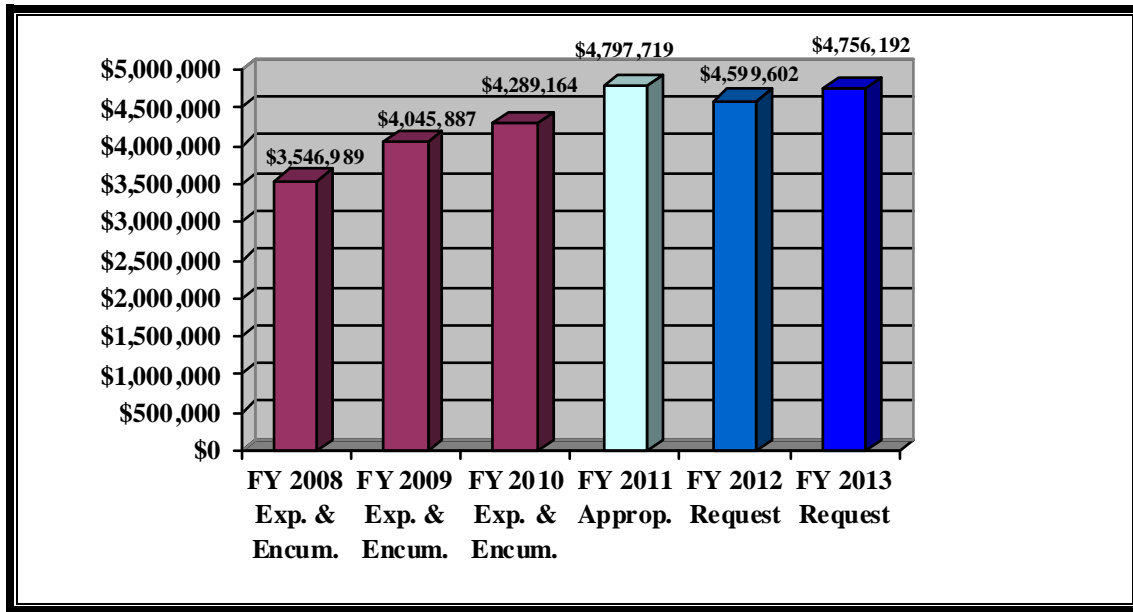
<sup>1</sup> FY 2009 thru FY 2010- Air Pollution Control Fund (APCF), Guam Environmental Trust Fund (GETF), Water Research and Development Fund (WRDF) & Water Protection Fund (WPF); FY2011- APCF (\$280,795), GETF (\$336,796), WRDF (\$91,729), WPF (\$85,851), Solid Waste Operations Fund (SWOF) (\$200,000) and Tourist Attraction Fund for Beach Monitoring (\$100,000); FY 2012 - APCF (\$192,537), GETF (\$291,353), WRDF (\$77,134), WPF (\$71,672), (SWOF) (\$200,000), & TAF (\$100,000); FY 2013 - APCF (\$191,830), GETF (\$289,449), WRDF (\$70,002), WPF (\$69,355), (SWOF) (\$200,000), & TAF (\$100,000)

# PARKS & RECREATION

The Department of Parks and Recreation’s primary mission is to protect and enhance designated parks, recreation facilities, and areas for the enjoyment of the island community. Its major activities include the administration, acquisition, design, development, operation, maintenance, and protection of all park areas on Guam. Additionally, its historic resource activities include the preservation, identification, survey and inventory of properties of historical value. The Department coordinates recreational activities such as leagues and tournaments, health and fitness programs, special events and provides lifeguards and other recreational services. It also provides memorial services for three (3) public cemeteries. Lastly, the Department employs Park Rangers who are responsible for the enforcement of all park and civil regulations, the dissemination of park information and the protection and assistance to all park visitors and vendors.

Statutory Basis: Section 5114 Government Code of Guam (1974 Supplement.); 21 GCA Sections 76101~76115 and 77101~77124; P.L. 20-201 and P.L. 21-31

## FY 2008 ~ FY 2013 Financials



| Fund Source(s)            | FY 2009<br>Expenditures +<br>Encumbrances | FY 2010<br>Expenditures +<br>Encumbrances | FY 2011<br>Appropriations | FY 2012<br>Request | FY 2013<br>Request |
|---------------------------|---|---|---------------------------|--------------------|--------------------|
| General Fund <sup>1</sup> | \$3,390,558                               | \$3,564,705                               | \$3,715,648               | \$3,536,921        | \$3,694,052        |
| Federal Match             | 0   | 0   | 0                         | 0                  | 0                  |
| Special Fund <sup>2</sup> | 655,329                                   | 724,458                                   | 1,082,071                 | 1,062,681          | 1,062,140          |
| <b>Total</b>              | <b>\$4,045,887</b>                        | <b>\$4,289,164</b>                        | <b>\$4,797,719</b>        | <b>\$4,599,602</b> | <b>\$4,756,192</b> |

<sup>1</sup> FY2011 - Inclusive of Hay Study Plan Salary Adj. (\$29,637)

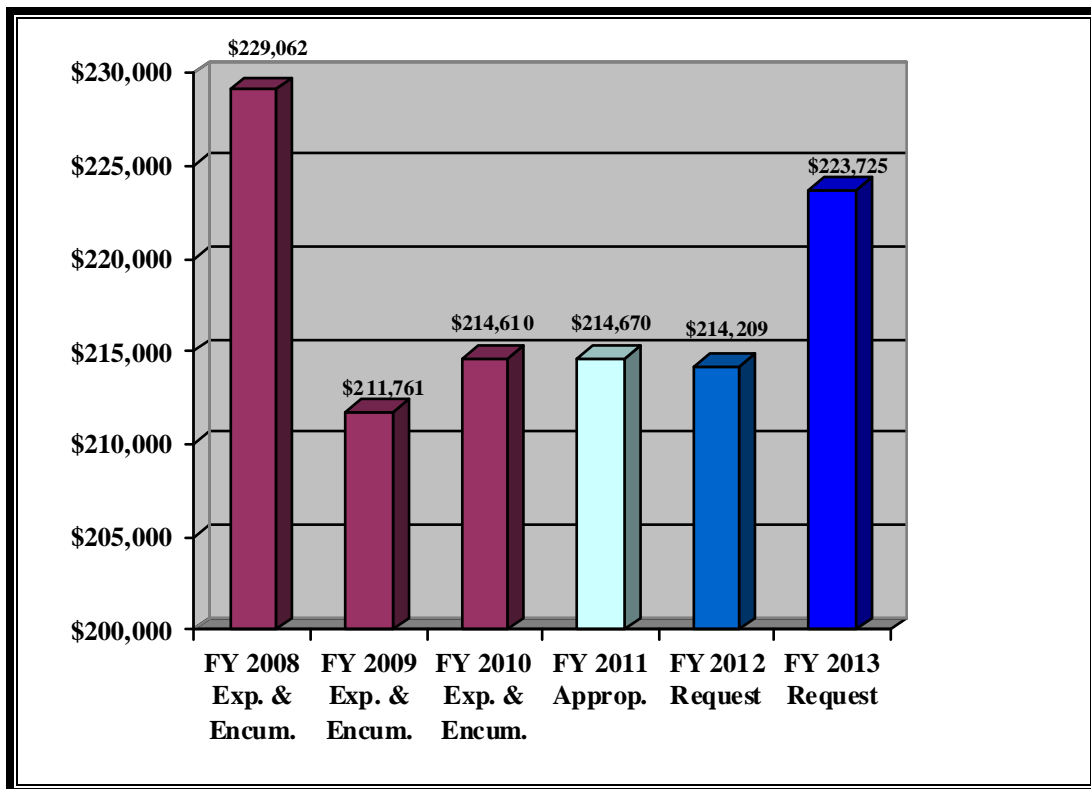
<sup>2</sup> FY 2012 - Public Recreation Services Fund (PRSF) (\$193,304) & Tourist Attraction Fund (TAF) (\$869,377); FY2013 – PRSF (\$192,763) & TAF (\$869,377)

# ANCESTRAL LANDS COMMISSION

The Ancestral Lands Commission aims to restore and recognize the rights of landowners to the use of their ancestral lands, specifically, lands present and future declared excess either by the federal government or the government of Guam. The seven (7) members Commission administer five (5) ancestral land registries for the purpose of recording accurate information in the settlement of ancestral claims. In addition, the Commission provides an adjudication process for extinguishments of claims, award of just compensation, and recordation of Ancestral Land Title.

Statutory Basis: 21 GCA, Chapter 80, §80101 - §80105

**FY 2008 ~ FY 2013 Financials**



| Fund Source(s) | FY 2009<br>Expenditures +<br>Encumbrances | FY 2010<br>Expenditures +<br>Encumbrances | FY 2011<br>Appropriations | FY 2012<br>Request | FY 2013<br>Request |
|----------------|---|---|---------------------------|--------------------|--------------------|
| General Fund   | \$211,761                                 | \$214,610                                 | \$214,670                 | \$214,209          | \$223,725          |
| Federal Match  | 0   | 0   | 0                         | 0                  | 0                  |
| Special Fund   | 0   | 0   | 0                         | 0                  | 0                  |
| <b>Total</b>   | <b>\$211,761</b>                          | <b>\$214,610</b>                          | <b>\$214,670</b>          | <b>\$214,209</b>   | <b>\$223,725</b>   |

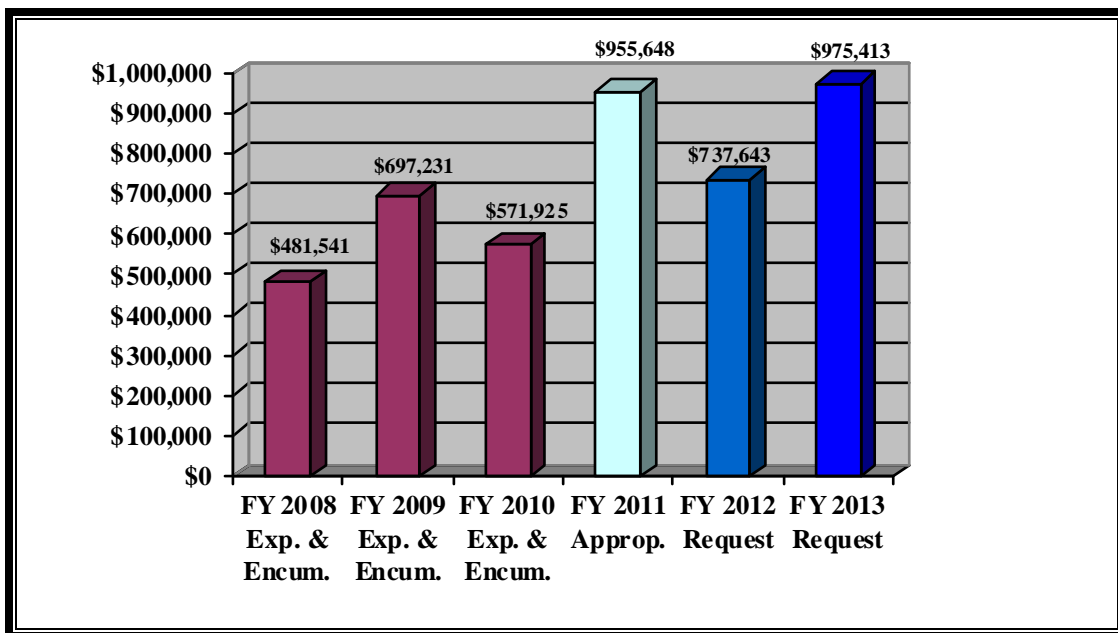
<sup>1</sup> FY2011 - Inclusive of Hay Study Plan Salary Adj. (\$1,782)

# CHAMORRO LAND TRUST COMMISSION

The Chamorro Land Trust Commission administers the leasing of government of Guam lands for residential, agricultural, grazing and commercial purposes to qualified applicants for development and optimum use. It is responsible to assist lessees in all phases of farming and ranching operations and the marketing of agricultural produce and livestock in order to achieve optimum land use with the respective type of land lease.

Statutory Basis: 21 GCA, Chapter 75, §75101 ~ §75120

**FY 200 ~ FY 2013 Financials**



| Fund Source(s)            | FY 2009<br>Expenditures +<br>Encumbrances | FY 2010<br>Expenditures +<br>Encumbrances | FY 2011<br>Appropriations | FY 2012<br>Request | FY 2013<br>Request |
|---------------------------|---|---|---------------------------|--------------------|--------------------|
| General Fund              | \$0                                       | \$0                                       | \$0                       | \$0                | \$0                |
| Federal Match             | 0   | 0   | 0                         | 0                  | 0                  |
| Special Fund <sup>1</sup> | 697,231                                   | 571,925                                   | 955,648                   | 737,643            | 975,413            |
| <b>Total</b>              | <b>\$697,231</b>                          | <b>\$571,925</b>                          | <b>\$955,648</b>          | <b>\$737,643</b>   | <b>\$975,413</b>   |

<sup>1</sup> Chamorro Land Trust Operations Fund (CLTOF); FY2010 – Inclusive of Territorial Highway Fund (THF) expenditures for Governor’s Transfer of personnel (\$9,299); FY2011 – CLTOF (\$714,043) & FY2010 Revenue Expenditure Authority (\$241,555)

# HOUSING & ECONOMIC DEVELOPMENT

The primary mission of this cabinet department is to provide expansion of economic opportunities, stable economic growth and diversification, and decent housing and a suitable living environment for the island.

This cabinet consists of autonomous agencies including the Guam Housing and Urban Renewal Authority, Guam Housing Corporation / Guam Rental Corporation, and Guam Economic Development Authority, all of which have their separate revenue sources. Included under this cabinet is the former Department of Administration Housing Management Division which was transferred to the Department of Public Works per Section 8 of P.L. 26-84.



**This page is intentionally left blank**



# TOURISM & CULTURE

The primary mission of this cabinet department is to promote tourism to bring stable economic growth to the island, increase opportunities for the appreciation and enjoyment in the arts and humanities, foster an appreciation for Guam's cultural and natural heritage, preserve and enhance the cultural traditions and practices of our island for public benefit.

Departments and agencies in this area consist of the Cultural Heritage and the Arts (Department of Chamorro Affairs), Guam Council on the Arts and Humanities Agency. The Historic Preservation Office, which is a one hundred percent federally funded program, and the Guam Visitors' Bureau, an autonomous agency, are also under this cabinet department.



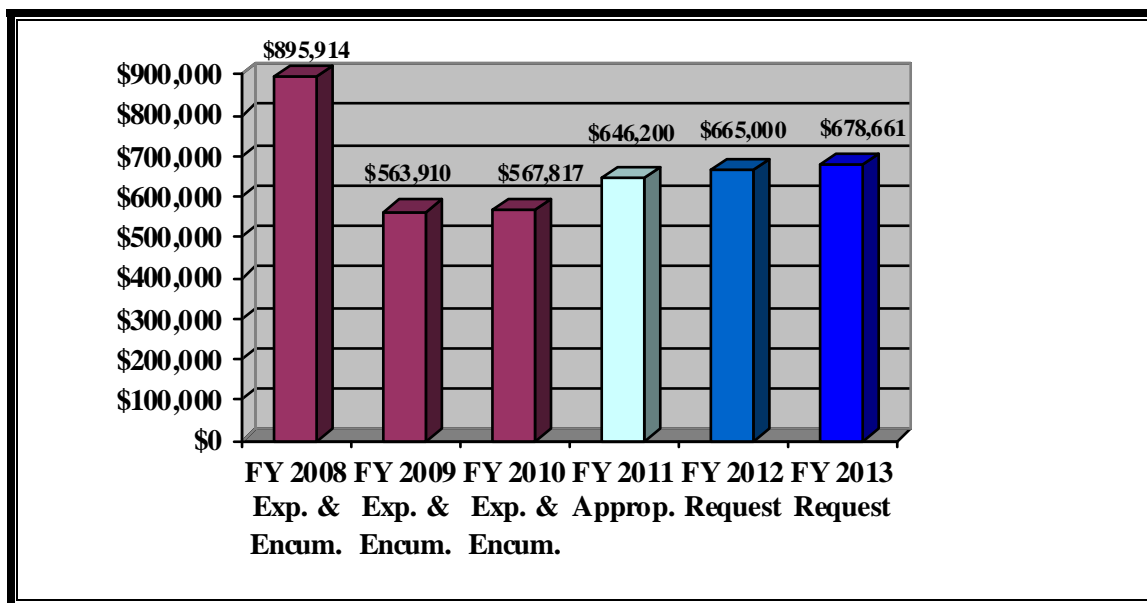
**This page is intentionally left blank**

# GUAM COUNCIL ON THE ARTS & HUMANITIES AGENCY

The Guam Council on the Arts and Humanities Agency is charged with administering federal and local monies in support of the arts on Guam, in all its forms and in all levels with special emphasis in community involvement in artistic programs, education-in-the-arts and the preservation and development of the native and ethnic arts.

Statutory Basis: 5 GCA, Chapter 85, §85101 ~ §85114

**FY 2008 ~ FY 2013 Financials**



| Fund Source(s)            | FY 2009<br>Expenditures +<br>Encumbrances | FY 2010<br>Expenditures +<br>Encumbrances | FY 2011<br>Appropriations | FY 2012<br>Request | FY 2013<br>Request |
|---------------------------|---|---|---------------------------|--------------------|--------------------|
| General Fund              | \$285,752                                 | \$275,981                                 | \$288,700                 | \$307,500          | \$321,161          |
| Federal Match             | 278,158                                   | 266,840                                   | 307,500                   | 307,500            | 307,500            |
| Special Fund <sup>1</sup> | 0   | 24,996                                    | 50,000                    | 50,000             | 50,000             |
| <b>Total</b>              | <b>\$563,910</b>                          | <b>\$567,817</b>                          | <b>\$646,200</b>          | <b>\$665,000</b>   | <b>\$678,661</b>   |

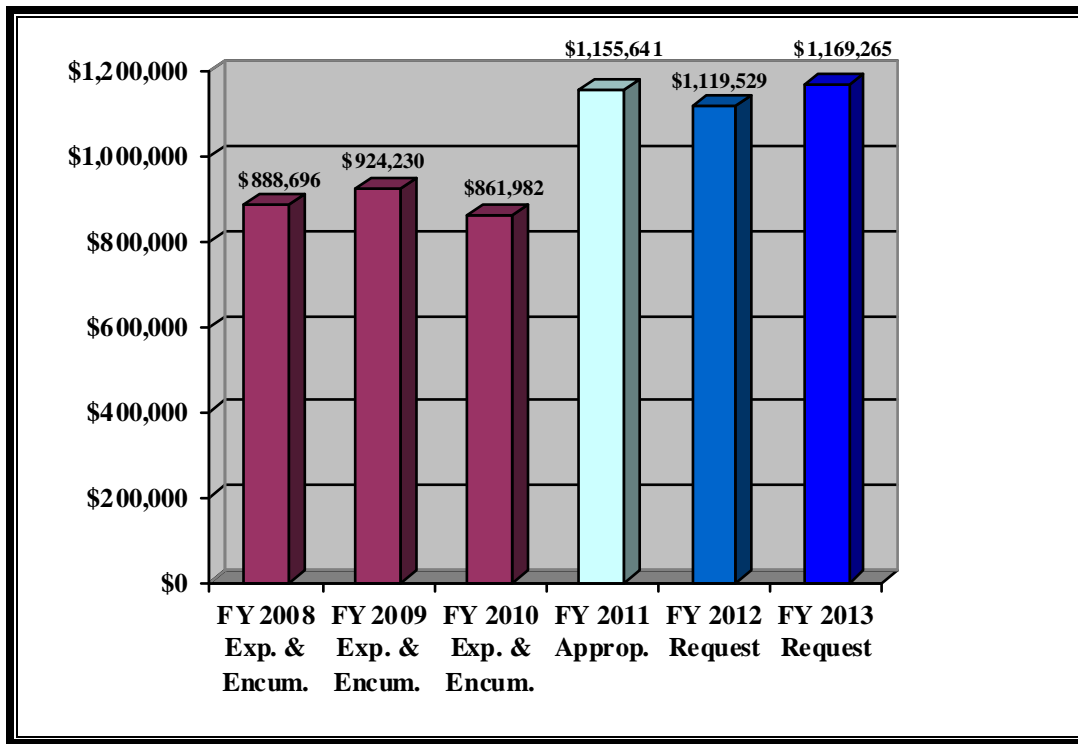
<sup>1</sup>Tourist Attraction Fund for Guam Territorial Band

# CHAMORRO AFFAIRS (CULTURAL HERITAGE & THE ARTS)

This program provides services for the preservation, development, and promotion of the Chamorro heritage of Guam. Included in this program area is the Department of Chamorro Affairs, a non-stock, non-profit public corporation, which combines the mission efforts of the Guam Museum and Chamorro Village operations, the Guam Archives, and the Research Publication and Training Program. In addition, the Corporation provides assistance to private enterprises without unfairly competing with them in the expansion of cultural and historic resources for Guam.

Statutory Basis: 5 GCA, Chapters 83 and 87; 21 GCA, Chapter 76 §76114

**FY 2008 ~ FY 2013 Financials**



| Fund Source(s)            | FY 2009<br>Expenditures +<br>Encumbrances | FY 2010<br>Expenditures +<br>Encumbrances | FY 2011<br>Appropriations | FY 2012<br>Request | FY 2013<br>Request |
|---------------------------|---|---|---------------------------|--------------------|--------------------|
| General Fund <sup>1</sup> | \$924,230                                 | \$861,982                                 | \$1,155,641               | \$1,119,529        | \$1,169,265        |
| Federal Match             | 0   | 0   | 0                         | 0                  | 0                  |
| Special Fund              | 0   | 0   | 0                         | 0                  | 0                  |
| <b>Total</b>              | <b>\$924,230</b>                          | <b>\$861,982</b>                          | <b>\$1,155,641</b>        | <b>\$1,119,529</b> | <b>\$1,169,265</b> |

<sup>1</sup> FY2011 - Inclusive of funding for President (\$73,317) & Hay Study Plan Salary Adj. (\$9,532)

# TRANSPORTATION

The entities under this cabinet are to ensure the maintenance and administration of Guam's transportation and capital improvement related services. Services provided are relative to air and sea transportation; energy efficiency; highway, parking, and infrastructure development; bus transportation for students during the school year; and public transportation including para-transit service.

Entities included under this cabinet are the Department of Public Works, Guam Regional Transit Authority (formerly know as the Guam Mass Transit Authority), Guam International Airport Authority (GIAA) and the Port Authority of Guam (PAG). Autonomous agencies under this cabinet not requesting funding include GIAA and PAG.



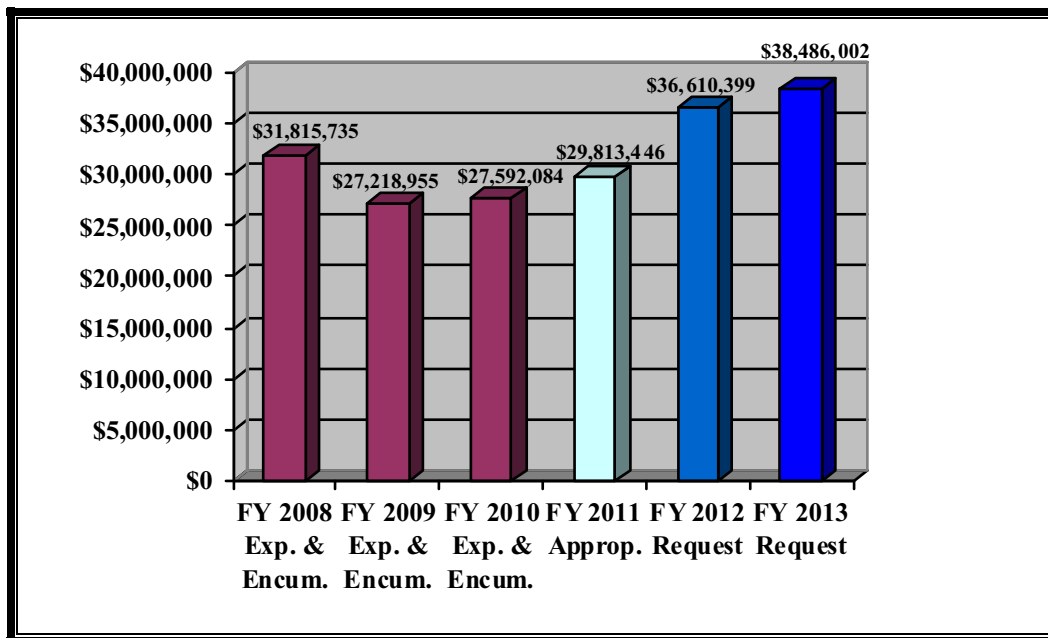
**This page is intentionally left blank**

# PUBLIC WORKS

The Department of Public Works provides engineering services in accordance with industry standards and regulations, reviews and approves, inspects, and monitors all proposed construction and government capital projects, to ensure strict compliance with building codes, construction laws and procurement regulations to government contracting. It oversees all highway construction and rehabilitation projects in conjunction with Federal highway regulations, and additionally, provides island wide maintenance support for roadway beautification programs, flood and hazard mitigation controls, disaster preparation and recovery measures, and highway and traffic program services. Furthermore, the Department is responsible for maintenance of government buildings and vehicles. It is also tasked with solid waste collection and disposal services for residential homes and government agencies. Lastly, the Department is tasked with providing safe and efficient bussing services to both public and private schools as well as providing transportation services for emergency evacuation and civil activities as authorized by the Governor or his designee.

Statutory Basis: 5 GCA Sections 3106, 22404~22422, 50101~50111, 56101~52611; 10 GCA 51103; 21 GCA Chapter 66

## FY 2008 ~ FY 2013 Financials



| Fund Source(s)            | FY 2009<br>Expenditures +<br>Encumbrances | FY 2010<br>Expenditures +<br>Encumbrances | FY 2011<br>Appropriations | FY 2012<br>Request  | FY 2013<br>Request  |
|---------------------------|---|---|---------------------------|---------------------|---------------------|
| General Fund <sup>1</sup> | \$11,695,429                              | \$11,317,884                              | \$8,904,647               | \$12,494,930        | \$14,050,027        |
| Federal Match             | 0   | 0   | 0                         | 0                   | 0                   |
| Special Fund <sup>2</sup> | 15,523,526                                | 16,274,200                                | 20,908,799                | 24,115,469          | 24,435,975          |
| <b>Total</b>              | <b>\$27,218,955</b>                       | <b>\$27,592,084</b>                       | <b>\$29,813,446</b>       | <b>\$36,610,399</b> | <b>\$38,486,002</b> |

<sup>1</sup> FY 2011 – Inclusive of Hay Study Plan Salary Adj. (\$123,134); FY 2013 – Operations (\$13,050,027) & Purchase of School Buses (\$1,000,000)

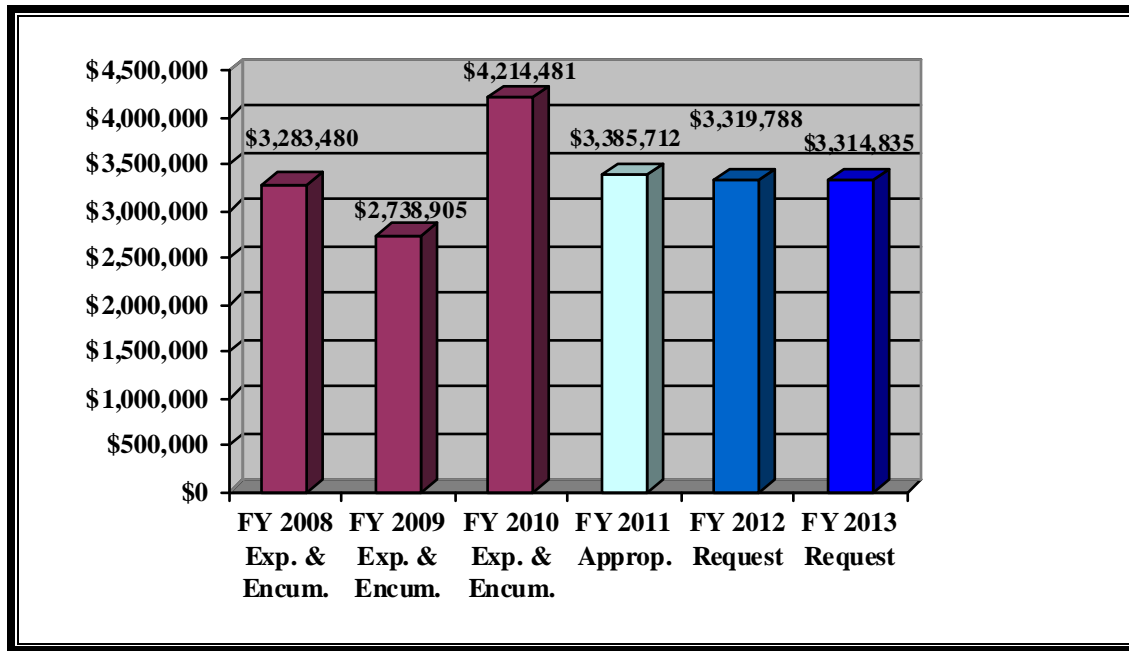
<sup>2</sup> Guam Highway Fund (GHF), Solid Waste Operations Fund (SWOF) & Streetlight Fund (SLF); FY 2011 – GHF (Operations - \$8,564,123 & Streetlights - \$1,772,893), SWOF (\$6,446,626), SLF (\$3,563,145) for streetlights; FY 2012 - GHF (Operations - \$11,154,928 & Streetlights - \$2,535,672), SWOF (\$6,446,626), SLF (\$3,473,531) for streetlights & DPW Building & Design Fund (\$504,712); FY 2013 - GHF (Operations - \$11,154,928 & Streetlights - \$2,697,992), SWOF (\$6,623,456), SLF (\$3,454,887) for streetlights & DPW Building & Design Fund (\$504,712)

# GUAM REGIONAL TRANSIT AUTHORITY

The Guam Regional Transit Authority is a public corporation governed by a seven (7) member Board of Directors. The Authority is created to plan services, establish, develop, coordinate, promote, own, and operate facilities & services that support public transportation and public parking within Guam.

Statutory Basis: P.L. 26-76; re-enacted under P.L. 30-05

**FY 2008 ~ FY 2013 Financials**



| Fund Source(s)             | FY 2009<br>Expenditures +<br>Encumbrances | FY 2010<br>Expenditures +<br>Encumbrances | FY 2011<br>Appropriations | FY 2012<br>Request | FY 2013<br>Request |
|----------------------------|---|---|---------------------------|--------------------|--------------------|
| General Fund               | \$0                                       | \$413,134                                 | \$0                       | \$0                | \$0                |
| Federal Match <sup>1</sup> | 0   | 0   | 297,000                   | 0                  | 0                  |
| Special Fund <sup>2</sup>  | 2,738,905                                 | 3,801,347                                 | 3,088,712                 | 3,319,788          | 3,314,835          |
| <b>Total</b>               | <b>\$2,738,905</b>                        | <b>\$4,214,481</b>                        | <b>\$3,385,712</b>        | <b>\$3,319,788</b> | <b>\$3,314,835</b> |

<sup>1</sup> Capital Investment Grant (Bus & Bus Related Facilities) CDFA 20.500 – Section 5309

<sup>2</sup> Guam Highway Fund (GHF) & Guam Regional Transit Authority Fund (GRTAF); FY2011 – GHF (\$2,672,285, Inclusive of Hay Study Plan Salary Adj.-\$14,318 & Local Federal Match-\$60,833) & GRTAF (\$416,427) with an expenditure authorization up to the level of revenues collected for FY2011; FY2012 – GHF (\$2,944,182) & GRTAF (\$375,606); FY2013 – GHF (\$2,944,182) & GRTAF (\$370,653)



# UTILITIES

The primary mission of this cabinet is to provide utilities infrastructure that is reliable and stable to the island communities at the least cost possible. This cabinet consists of autonomous/semi-autonomous agencies, which include the Guam Power Authority and the Guam Waterworks Authority. These agencies are revenue generating and do not receive funding under the Executive Budget.



**This page is intentionally left blank**

# JUSTICE

This cabinet department is responsible for the maintenance, administration, and enforcement of justice as prescribed by laws applicable to Guam. Major roles in this cabinet are to prosecute all offenses against the laws of Guam; enforce all consumer protection laws; represent Guam in criminal and civil appeals and litigate all other cases on behalf of Guam; provide legal counsel and hearing officers; undertake the defense of legal actions against government employees; commission all notaries of Guam; and establish and enforce child support obligations.

The Department of Law (Office of the Attorney General) is the single department in this cabinet.



**This page is intentionally left blank**

# PROGRAM LISTING

---





**FISCAL YEARS 2012 & 2013 EXECUTIVE BUDGET REQUEST  
PROGRAM LISTING**

| Program  | Mandate  | Purpose   |
|--|--|---|
| <b>EXECUTIVE DIRECTION</b>   |  |   |
| <b>OFFICE OF I MAGA'LAHEN GUAHAN:</b><br>Executive Direction   | Organic Act of Guam; 5 GCA Ch. 1 & 2; Presidential E.O. No.12372: P.L. Nos. 17-25 and 28-46  | The Office of the Governor, specifically under Executive Direction provides general supervision and control of all the departments, bureaus, agencies, and other instrumentalities of the Executive Branch; the execution of the laws of Guam and the laws of the United States applicable in Guam; provides policy direction, formulates regional policies, files reports with the Guam Legislature and the Federal Government, and through the Lieutenant Governor's office, is a State Clearinghouse for all Federal grants-in-aid programs for Guam.  |
| Government House   | Organic Act of Guam; 5 GCA Ch. 1<br><br>Governor's E.O.91-25   | Government House serves as the official residence of the First Family, therefore, it is responsible for hosting guests such as visiting heads of states and holding official functions for local and off-island dignitaries. Government House serves as a meeting place and public facility for receptions held by various government agencies, local non-profit organizations and private parties.<br><br>Government House Revolving Fund - created as a repository for fees collected from persons using Government House, and includes fees collected for the cost of supplies and food, with the fund being maintained by the Department of Administration. An official designated by the Governor is authorized to use the fund in any amounts as may be necessary for expenses incidental to the use of the Government House for private functions. |
| Bureau of Information Technology (BIT)   | Governor's E.O. No. 2005-25  | The BIT is responsible for overseeing all Information Technology (IT) planning, procurement, development, implementation, and infrastructure within the executive branch of the government of Guam. BIT is the IT central managing office with authority over all databases, application systems, and "wide area networks" within the executive branch.   |
| Governor's Community Outreach Federal Programs Office (GCO-FPO) - S.T.O.P Violence Against Women Formula Grant Program | Violent Crime Control and Law Enforcement Act of 1994; Omnibus Crime Control and Safe Streets Act of 1986, Sections 2001-6, 42 U.S.C. 3796gg to gg-5, as amended: Violence Against Women Act of 2000, U.S. P.L. 106-386; CFDA No. 16.588 | Develop and strengthen law enforcement and prosecution strategies addressing violent crimes against women as well as develop strengthen victim services in cases involving violent crimes against women. STOP funds are distributed through subgrant awards of which by statute, 25 percent of STOP funds must go to prosecution, 25 percent to law enforcement, and 25 percent to victim services with the remaining 25 percent at Guam's discretion.  |
| GCO-FPO - Rural Domestic Violence and Child Victimization Enforcement Grant Program                                    | Violent Crime Control and Law Enforcement Act of 1994; Section 40295, 42 U.S.C. 13971, as amended: Violence Against Women Act of 2000, U.S. P.L. 106-386; CFDA No. 16.589  | This program allows states to implement, expend, and establish cooperative efforts and projects between law enforcement officers, prosecutors, victim advocacy groups, and other related parties to investigate and prosecute incidents of domestic violence, dating violence and child abuse. It also provides treatment, counseling and assistance to victims of domestic violence, dating violence and child victimization, including immigration matters; and works in cooperation with the community to develop education and prevention strategies directed toward such issues.   |
| GCO-FPO - Grants to Encourage Arrest Policies and Enforcement of Protection Orders                                     | Violent Crime Control and Law Enforcement Act of 1994; 42 U.S.C. 3796hh, as amended: Violence Against Women Act of 2000, U.S. P.L. 106-386; CFDA No. 16.590  | The program encourages a coordinated and integrated approach which responds to domestic violence as a serious violation of criminal law. The program requires the local government demonstrate a coordinated effort by criminal justice personnel and non-profit, nongovernmental domestic violence programs, to prioritize the safety and well-being of the victim.  |

## FISCAL YEARS 2012 & 2013 EXECUTIVE BUDGET REQUEST PROGRAM LISTING

| Program  | Mandate  | Purpose  |
|--|--|--|
| <p><b><u>OFFICE OF I MAGA'LAHEN GUAHAN (Continued):</u></b><br/>GCO-FPO - Safe Havens: Supervised Visitation &amp; Safe Exchange Grant Program</p> | 42 U.S.C. 10420; Violence Against Women Act of 2000    | This program is a two-year pilot program under the Violence Against Women Act of 2000 to increase supervised visitation and exchange options for families with a history of domestic violence, child abuse, sexual assault or stalking. Projects funded under the Supervised Visitation Program must demonstrate expertise in the area of family violence, provide a sliding fee scale for clients, demonstrate adequate security measures, and prescribe standards and protocols by which supervised visitation or safe exchanges will occur.   |
| Guam Medical Referral Office   | §1103 of Ch.1, 10 GCA; P.L. Nos. 19-43 & 21-136 / 7    | Provides assistance to patients and their families who are sent off-island to the locations identified for medical treatment through the Hawaii, Los Angeles & Philippines Medical Referral Offices. The Office serves all residents of Guam, not just the medically indigent, through collaboration with the off-island MROs to obtain appropriate medical treatment, as well as housing and transportation.  |
| Office of Homeland Security and the Homeland Security Advisory Council   | U.S P.L.108-7 and 108-11; CFDA No. 16.008; E.O.2003-13 | In accordance with the homeland security responsibilities imposed upon the Governor by the President of the United States and federal law and regulation, the mission of the Office of Homeland Security (OHS) is to develop and coordinate the implementation of a comprehensive plan to protect Guam and its people from terrorism, invasion, insurrection, rebellion, lawless violence or the threat thereof. The Homeland Security Advisory Council is established to advise and assist the Governor, Lieutenant Governor and Special Assistant for Homeland Security with respect to all aspects of homeland security. The Council ensures the coordination of homeland security-related activities of executive departments and agencies and effective development and implementation of homeland security policies. |
| Office of Veterans Affairs   | 10 GCA Ch.67 / 68; P.L. 28-46                          | To administer veterans programs and services for citizens who served in the Armed Forces, (i.e. retirees, active duty personnel and/or dependents and survivors) in preparing, submitting and presenting any claim against the U.S. Department of Veterans Affairs for compensation, pension, survivor's annuity, burial, hospitalization, insurance, education, health, medical rehabilitation, employment, re-employment services or other entitled benefits pursuant to Title 38, United States Code, and other applicable laws.  |
| Guam Veterans Commission   | §67101 of Div 3 of Ch 67 of 10 GCA; P.L. 28-46         | The Commission shall advise the Veterans Affairs Officer regarding matters affecting veterans and eligible claimants regarding Veterans Administration-related issues. The Commission shall provide veterans and their families with the opportunity to air grievance for the purpose of corrective action or change to existing policies that affect delivery of benefits and services to the Guam veteran population.  |
| Office of Civil Defense  | 10 GCA Ch.65; E.O. No. 2004-05; P.L. 28-46             | This program supports all emergency management functions as mandated by the by the Civil Defense Act of 1951 Territorial Emergency Plan. Additionally, this program is geared to emergency management for Guam as it relates to laws and authorities, hazard identification and risk management, hazard management, resource management, planning, direction, control and coordination, communications and warning, operations and procedures, logistics and facilities training, exercises, public education and information, finance and administration.   |
| Recovery Coordination Office (RCO) under the Office of Civil Defense   | Governor's E.O. Nos. 97-52 and 2004-05                 | The RCO is responsible for the "recovery" and coordination of the Public Assistance Program (PAP) and the "mitigation" under the Hazard Mitigation Grant Program (HMGP) relative to the several natural disasters which have afflicted the Island. The RCO was placed under the Office of Civil Defense (OCD) to consolidate the mitigation, preparedness, response, and recovery for Guam disasters under the OCD, Guam's Emergency Management Agency and enable it to effectively and adequately mitigate the hazardous effects of a natural disaster and expeditiously recover from the devastation of past and any future natural disasters.   |
| Capital Improvement Project (CIP) Discretionary Grant  | Section 104 (c) of U.S. P.L. 99-239                    | To provide funding for capital improvement projects as Compact Impact Assistance for Guam. A request is made annually to the Department of Interior, Office of Insular Affairs.  |
| <p><b><u>COMMISSION ON DECOLONIZATION</u></b><br/>Commission on Decolonization - Administration</p>  | §21101 ~ §21114, Ch.21 of 1 GCA                        | To ascertain the desire of the Chamorro people of Guam as to their future political relationship with the United States. Once the desire of the Chamorro people of Guam is ascertained, the Commission shall transmit that desire to the President and Congress of the United States and the Secretary General of the United Nations.  |



**FISCAL YEARS 2012 & 2013 EXECUTIVE BUDGET REQUEST  
PROGRAM LISTING**

| Program  | Mandate   | Purpose  |
|--|---|--|
| <b><u>OFFICE OF I SEGUNDU NA MAGA'LAHEN GUAHAN:</u></b><br>Office of I Segundu Na Maga'lahaen Guahan | Organic Act of Guam; §2101 of Ch.2 of 5 GCA   | The Office of I Segundu Na Maga'lahaen Guahan, the Lieutenant Governor of Guam, provides executive direction along with the Governor of Guam in the development of policies and priorities to enhance the government of Guam's operations and programs. The Office performs such duties as may be assigned by the Governor of Guam. In addition, the Office oversees the operations of the Guam State Clearinghouse. |
| <b><u>GUAM STATE CLEARINGHOUSE</u></b>   | Title 5 GCA, Ch.2 §2101 ~ §2101.3; P.L. 26-169; E.O. 2004-07; Gov. Circular 2004-50   | The Guam State Clearinghouse, a bureau created within the Office of I Segundu Na Maga'lahaen Guahan, the Lieutenant Governor of Guam, serves as a single and centralized clearinghouse within the government of Guam responsible for overseeing all Federal aid programs, grants, loans, direct Federal development, and other Federal funding sources for Guam.   |
| <b><u>BUREAU OF BUDGET &amp; MANAGEMENT RESEARCH:</u></b><br>Director's Office                       | 2 GCA, Sect. 9101~9109; 5GCA, Sect. 1301~1304, Sections 4105~ 4110 & 4119; P.L. 12-115; P.L. 24-287; E.O. 87-2; E.O. 95-01; E.O. 98-33; E.O. 2000-17; E.O. 2004-07; Gov. Circular 2004-50; E.O. 2005-18; E.O. 2007-02; E.O. 2011-01 | To develop, monitor and manage the Executive Budget for all line agencies and provide information and advice to policy makers on fiscal and management matters affecting the operation of the Government of Guam.  |
| Budget and Management  | 5 GCA, Sect.1301~1304, Sections 4105~ 4110 & 4119; P.L. 12-115; P.L. 24-287; E.O. 87-2; E.O. 95-01; E.O. 98-33; E.O. 2000-17; E.O. 2004-07; E.O. 2007-02 ; E.O. 2009-23; E.O. 2009-27; E.O. 2011-01                                 | To administer the fiscal management of all programs funded in part or 100% by Federal funds to include the processing of grant applications, reporting requirements, monitoring of expenditures, and other tasks as required through applicable grant terms and conditions.  |
| <b><u>MILITARY AFFAIRS:</u></b><br>Office of the Adjutant General                                    | 10 GCA Ch.63, 64, 66 & 68   | To manage all elements of the Guam National Guard not in active service of the United States and to provide local leadership in accordance with applicable mandates.   |
| Real Property / Facilities Operation and Maintenance Programs  | 10 GCA Ch.63, 64, 66 & 68   | Army National Guard - The program includes federal (100%) and split sharing of federal (75%) and local (25%) program funds. It is designed to support Real Property Operation and Maintenance for federally owned properties under the Master Cooperative Agreement, training needs, force structure and the National Guard Bureau's desired level of unit readiness.  |
|  | 10 GCA Ch.63, 64, 66 & 68   | Air National Guard - The program is a split sharing of federal (75%) and local (25%) funds. It is designed to support Facilities Property Operation and Maintenance activities for the Air National Guard pursuant to the Master Cooperative Agreement, and in accordance with Active Air Force standards.   |
| Environmental Compliance   | 10 GCA Ch.63, 64, 66 & 68   | The program includes federal (100%) and split sharing of federal (75%) and local (25%) program funds. It is designed to ensure that the Guam National Guard is in compliance with federal and local Environmental Protection Agency regulations, as per the Master Cooperative Agreement.  |
| Physical Security  | 10 GCA Ch.63, 64, 66 & 68   | The program is 100% federally funded that provides security for designated Guam Army National Guard facilities and equipment pursuant to the Master Cooperative Agreement.   |

**FISCAL YEARS 2012 & 2013 EXECUTIVE BUDGET REQUEST  
PROGRAM LISTING**

| Program  | Mandate  | Purpose   |
|--|--|---|
| <b><u>MILITARY AFFAIRS (Continued):</u></b>                                  |  |   |
| Training Site  | 10 GCA Ch.63, 64, 66 & 68  | This program is 100% federally funded that provides for the operations and maintenance of Training Sites pursuant to the Master Cooperative Agreement.  |
| Family Support Program   | 10 GCA Ch.63, 64, 66 & 68  | This program is 100% federally funded that provides assistant to families of Guard member that are deployed and ensure families are informed about the important of their role in support of the National Guard, that families are aware of the existence and nature of benefits and entitlements, pursuant to the Master Cooperative Agreement.                            |
| <b><u>BUREAU OF STATISTICS &amp; PLANS:</u></b>                              |  |   |
| Administration   | 5 GCA, Div. 1, Ch. 1, Article 2; P.L. 26-76, E.O. 2002-14; E.O. 2004-07; Gov. Circular 2004-50       | Responsible for providing executive direction, administrative and financial support necessary for the effective implementation of the Bureau's programs and the Developmental Disabilities Council.   |
| Planning Information   | P.L. 12-200, as amended by P.L. 20-147   | Responsible for providing planning information in order to assist and support the Bureau and other Government of Guam agencies as requested.  |
| Socio-Economic Planning  | P.L.12-200, as amended by P.L.20-147; E.O. 87-20 as amended by E.O. 96-14                            | Responsible for coordinating, preparing and assisting in the development of plans, policies and studies that further economic and social goals, priorities and planning activities.   |
| Land Use Planning  | P.L.12-200, as amended by P.L.20-147   | Responsible for the development and implementation of a geographic information system and data bank for the collection and storage of land use planning Information.  |
| Guam Coastal Management Program (GCMP)                                       | P.L. 12-200, as amended by P.L. 20-147/U.S. P.L. 95-583, as amended (Coastal Zone Mgmt. Act of 1973) | GCMP Section 306 - Coordinates and assists in the development and implementation of plans, policies and programs which affect the management, use and preservation of Guam's land and ocean resources and to ensure consistency amongst the plans, policies and programs such that Guam's resources are effectively used for the benefit of present and future generations. |
|  | P.L. 12-200, as amended by P.L. 20-147/U.S. P.L. 95-583, as amended (Coastal Zone Mgmt. Act of 1973) | GCMP Section 309 - Carries out public information awareness campaigns to educate the public on various environmental and land use issues.   |
| Coral Reef Management and Monitoring   | CFDA 15.875/TA G-136   | Protecting coral reef ecosystems for future generations.  |
| Guam Residential Substance Abuse Treatment Grant for State Prisoners         | Violent Crime Control and Law Enforcement Act of 1994, as amended, P.L.103-322                       | Provide an "in-prison" substance abuse treatment program for inmates to attain a lifestyle free of substance abuse, and upon release, maintain that lifestyle through substance abuse treatment services which will be provided, as needed, by outside service providers.   |
| Edward Byrne Memorial State & Local Law Enforcement Assistance Formula Grant | Title I of the Omnibus Crime Control and Safe Streets Act, 42 U.S.C 3701, as amended                 | Assist units of local government in implementing specific programs that offer a high probability of enhancing and improving the efficiency and effectiveness of the criminal justice system.  |

**FISCAL YEARS 2012 & 2013 EXECUTIVE BUDGET REQUEST  
PROGRAM LISTING**

| Program   | Mandate  | Purpose   |
|---|--|---|
| <b><u>BUREAU OF STATISTICS &amp; PLANS (Continued):</u></b>   |  |   |
| Guam Developmental Disabilities Council   | Developmental Disabilities Assistance and Bill of Rights Act, as amended by federal P.L.103-230  | Promote through systemic change, capacity building, and advocacy activities the development of a consumer and family-centered, comprehensive system and a coordinated array of culturally competent services, supports, and other assistance designed to achieve independence, productivity, and integration and inclusion into the community for individuals with developmental disabilities.  |
| Guam Family Supports Grant: Fuetsan I Familia (Strength of the Family)  | Part E, Sect.162 of the Developmental Disabilities Amendment of 1996, P.L.104-183  | To increase and enhance support services for individuals with developmental disabilities and their families.  |
| Guam Economic Research Center   | 5 GCA, Ch.70 Article 1, §§70101 (a), (d), (f); §§70103-70109; E.O. 2002-14   | To compile, collect, develop and publish quarterly scientific indices and economic indicator including but not limited to economic growth, trade balances, exports and imports, consumer prices and other information relating to economic conditions.  |
| State Data Center   | 5 GCA Ch.70 Article 1, §§70101 (d) (g); Title 15 U.S.C §1525; E.O. 2002-14   | Under the U.S. State Data Center Network, the State Data Center disseminates information and data produced by the U.S. Bureau of Census, and participates in its data collection programs. As the official repository of census data, the SDC also conducts data research and analysis, provides technical assistance and consultation to the general public in the use of census data for planning and decision-making.  |
| Data Collection and Data Entry in the Management of Guam's Interjurisdictional Fishery Resource                     | Interjurisdictional Fisheries Act, 16 U.S.C. 1854 (e); CFDA No. 11.407; 5 GCA, §70101; E.O. 2002-14  | To monitor the sustainability of the regional tuna resources, assist in the proper utilization of fisheries resources in Guam's waters and Exclusive Economic Zone (EEZ) and to address information requirements for developing a sound management and conservation plan for inter-jurisdictional fisheries in Guam.  |
| Western Pacific Regional Fishery Management Council   | 16 U.S.C 1824; 5 GCA, §70101; E.O. 2002-14   | The Magnuson Fishery Conservation and Management Act of 1976 established U.S. jurisdiction over fisheries in federal waters of the Exclusive Economic Zone (EEZ, from 3-200 nautical miles offshore) and created eight quasi-federal regional councils to oversee fisheries in their respective areas. The Western Pacific Council is the policy-making organization for the management of fisheries in the EEZ around American Samoa, Guam, Hawaii, the Northern Mariana Islands and other U.S. possessions in the Pacific.  |
| Guam Longline Fishery Monitoring - Western Pacific Fisheries Information Network (WestPacFIN) Cooperative Agreement | Magnuson Stevens Fishery Mgmt. & Conserve. Act, U.S. P.L. 94-265; 16 U.S.C. 1801 et.seq.; CFDA No. 11.437; E.O. 2002-14  | Agencies carry out fishery data collection, analysis, and reporting programs and data management system activities to support fisheries management as part of a cooperative effort to monitor fisheries resources in the Exclusive Economic Zone, and to support fisheries management under the Magnuson Stevens Fishery Management and Conservation Act.   |
| Comprehensive Economic Development Strategy   | U.S. P.L. 105-393, 42 USCA 3121 et seq.; U.S. P.L. 89-336, 42 USCA 3121 et seq.; CFDA No. 11.307; E.O. 2002-14   | The Comprehensive Economic Development Strategy is a prerequisite for designation of Guam as an economic development district to qualify for funding assistance under the Economic Development Administration's (EDA) public works, economic adjustment, and planning programs.   |
| Project Safe Neighborhood   | Omnibus Crime Control and Safe Streets Act of 1968, as amended, Title I; 42 U.S.C. 50 et seq.; Crime Control Act of 1990, P.L. 101-647; App. Act of 2001, P.L. 106-553; App. Act of 2002, P.L. 107-7 | Project Safe Neighborhoods (PSN) is a nation-wide commitment to reduce gun crime by networking existing local programs that target gun crime and providing those programs with additional tools necessary to be successful. The goal is to take a hard line against gun criminals through every available means to create safer neighborhoods. PSN seeks to achieve heightened coordination among federal, state, and local law enforcement, with an emphasis on tactical intelligence gathering, more aggressive prosecutions, and enhanced accountability through performance measures. |

**FISCAL YEARS 2012 & 2013 EXECUTIVE BUDGET REQUEST  
PROGRAM LISTING**

| Program   | Mandate  | Purpose  |
|---|--|--|
| <b><u>BUREAU OF STATISTICS &amp; PLANS (Continued):</u></b>   |  |  |
| Paul Coverdell Forensic Science Improvement Grants Program  | Paul Coverdell National Forensic Sciences Improvement Act of 2000, P.L. 106-561; as amended by P.L. 107-273; as amended by the Justice for All Act of 2004, P.L. 108-405 | To improve the quality and timeliness of forensic science and medical examiner services and/or to eliminate backlogs in the analysis of forensic evidence.   |
| Edward J. Byrne Justice Assistance Grant (JAG) Program  | Title I of the Omnibus Crime Control and Safe Streets Act of 1968 as amended, 42 U.S.C. 3750   | JAG streamlines justice funding and grant administration and supports a broad range of activities to prevent and control crime based on local needs and conditions. JAB blends the previous Byrne Formula Grant Program and Local Law Enforcement Block Grant Program to provide states with the flexibility to prioritize and place justice funds where they are needed most. |
| Marine Fisheries Conservation Plan  | P.L. 94-265, Section (e)(4)(A)   | A prerequisite for Guam to receive from the federal government fees, fines and penalties from foreign fishing conducted in Guam's Economic Exclusive Zone.   |
| COMRIGHT-21 (Modernization & Rightsizing Commission of the Government of Guam for the Twenty-first (21st) Century & Beyond) | 5 GCA, Ch. 12 as amended by P.L. 29-19   | To review the performance of all executive branch agencies, departments, programs, boards and commissions in order to promote simplicity, economy, efficiency, modernization, and streamlining of services.  |
| E-Library: Electronic Access to Planning Information  | P.L. 12-200 as amended by P.L. 20-147 and P.L. 26-76; 5GCA Sections 1209 (g) and (i)   | To increase access to and the use of public information utilized for the development plan process by planners, general public and policy makers by also making the information available in a digital format and through the use of electronic media.  |
| Guam Data Bank  | P.L. 12-200 as amended by P.L. 20-147 and P.L. 26-76; 5GCA Sections 1209(i) and 1209.1 (d)   | To increase access to economic and social data collected by various Government of Guam entities by developing an integrated data framework and strategic plan that will lead toward the establishment of the Guam data bank.   |
| <b><u>CIVIL SERVICE COMMISSION:</u></b>   |  |  |
| Adverse Action Appeals  | 4GCA, §4403(b)   | Responsible to hear adverse action appeals on employees taken to suspend, demote or dismiss an employee from the classified service if such right to appeal to the Commission is established in the personnel rules governing the employee. Also to entertain grievance appeals pursuant to rules and regulations.   |
| Grievance Appeals and all other appeals   | 4GCA, § 4505   | To hear and adjudicate grievance appeals and other appeals as provided by the Personnel Rules and Regulations.   |
| Null and Void Authority   | 4GCA, § 4503(d), PL 29-02 Chapter 6, Misc. Provisions, Sec. 27   | To review and investigate all classified personnel actions for compliance with Personnel Laws and Rules.   |
| Employee Protection Act   | 4GCA, § 4501   | To investigate complaints filed by employees for waste and mismanagement of public funds, to reduce abuse in government authority and to prevent illegal and unethical practices.  |
| Political Activity  | 4GCA, §5105  | Investigate upon receipt of report on Political Activity involving an employee of the Government.  |
| Ethics in Public Contracting  | 5GCA, §5601  | Responsible for enforcement and administration on Ethics in Public Contracting in the Government of Guam via Investigations, Recommendations, and Orientations.  |
| <b><u>GUAM ELECTION COMMISSION:</u></b>   |  |  |
| Guam Election Commission  | 3 GCA  | To oversee the enforcement of Guam election laws and provide the citizens with a fair, honest and orderly election process.  |

**FISCAL YEARS 2012 & 2013 EXECUTIVE BUDGET REQUEST  
PROGRAM LISTING**

| Program   | Mandate  | Purpose   |
|---|--|---|
| <b><u>GUAM ELECTION COMMISSION (Continued):</u></b>               |  |   |
| Chamorro Registry Board   | 3 GCA, Ch. 20  | Provides for all Chamorros the opportunity to be registered with the Chamorro Registry. The Registry indexes the names established by the Guam Election Commission of persons defined as Chamorro in Section IV of the Organic Act of Guam. The Chamorro Advisory Board under the authority of the Guam Election Commission was created to guide in the establishment, administration, and maintenance of the Chamorro Registry. (The functions of the Chamorro Registry Advisory Board has been suspend until such time the Political Status Plebiscite has been completed due to Rice vs. Cayetano) |
| Guam Decolonization Registry                                      | 3 GCA, Ch. 21  | Provides for the creation of the Guam Decolonization Registry to list qualified voters for the political status plebiscite, and to permit the native inhabitants of Guam, as defined by the U.S. Congress' 1950 Organic Act of Guam to exercise the inalienable right to self-determination of their political relationship with the United States. The Guam Decolonization Registry Board is established under the Guam Election Commission for the purposes of guiding the establishment, administration and maintenance of the Guam Decolonization Registry.                                       |
| <b><u>NATURAL RESOURCES</u></b>                                   |  |   |
| <b><u>AGRICULTURE:</u></b>  |  |   |
| Director's Office   | 5 GCA, Ch. 60  | This program oversees operations and is tasked with ensuring efficiency and effectiveness of each Division within the Department. The program ensures that overall departmental goals and objectives are met with emphasis on the protection of agricultural resources on Guam.   |
| Forestry & Soil Resources Program                                 | 5 GCA, Ch. 63; Coop. Forestry Assist. Act of 1978  | The Division of Forestry and Soil Resources' mission is "To protect, develop and manage Guam's public lands in a manner that will conserve the basic soil resources, produce continuous yields of water, wood, fiber, forage, recreation and wildlife for the use and benefit of the greatest number of people. Programs include: Forest Resource Management, Nursery & Tree Improvement, Cooperative Forest Health Management, Urban & Community Forestry, & Cooperative Fire Protection.  |
| Law Enforcement Program   | 5 GCA, Ch. 60 & 63; 9 GCA  | This program assists the Department in managing Guam's natural resources through the enforcement of Guam's Fish, Wildlife, Endangered/Threatened Species Law, Forestry Law, the Standard care for Livestock and Branding Law and laws defined under GCA. Enhance enforcement of natural resources laws through the creation of a civilian volunteer Conservation Officer Reserve.   |
| Animal Health / Quarantine / Control Programs                     | 5 GCA, Ch. 60-62, 64, 66 & 67  | This program's mission is to protect the island's livestock, poultry, and wildlife populations from exotic disease agents and to offer veterinary services to the community as a whole as well as individuals within the community. Functions include Animal Health Regulatory programs, Animal Health Disease Survey, and Animal Veterinary Services. Control/reduce the number of stray dogs/cats island-wide, enforce import/export regulations of domestic animals to prevent risk of rabies, pick up dispose of animal road kills, enforce Guam's leash law and Animal Control Laws.             |
| Plant Inspection Station  | Ch. 61 & 66, 5 GCA; Sect. 73302, Ch. 73, 5 GCA; Plant Protection Act Sec 43(a), U.S. P.L.106-224 | To provide policy, oversight and scientific support necessary to protect Guam from imported pests and diseases that may impact agriculture, forestry or the environment. Enforces Local and Federal Laws and Biosecurity Laws with respect to imports, exports and pest management within Guam. Perform phytosanitary export certification of plants and plant products; and to perform Safeguarding Interdiction and Trade Compliance activities.  |
| Agricultural Development Services - Consumer Marketing & Farms    | 5 GCA, Ch. 62, 64, 65 & 68   | To promote and develop the agricultural industry on island through the latest cultural practices and farming technology in the production of local produce  |
| Agricultural Development Services - Maintenance Section / Program | 5 GCA, Ch. 60  | This program provides support services to departmental staff in identifying and resolving maintenance related matters. This section is charged with the custodial and maintenance aspects of department buildings, equipment and vehicles. In addition, this section also provides short and long term solutions pertaining to efficient use and care of equipment and vehicles. A daily maintenance schedule of both buildings and grounds are kept.   |
| Agricultural Board of Commissioners                               | 5 GCA, Ch. 63, Sect. 63800 - 63815   | To promote the conservation, development and utilization of agricultural resources in Guam, to assist the farmers and others engaged in agriculture by authorizing research projects, disseminating information, operating a crop and livestock reporting service.  |

**FISCAL YEARS 2012 & 2013 EXECUTIVE BUDGET REQUEST  
PROGRAM LISTING**

| Program   | Mandate   | Purpose  |
|---|---|--|
| <b><u>AGRICULTURE (Continued):</u></b>  |   |  |
| Local Coordination / Administration   | 5 GCA, Ch. 60 & 63  | To provide supervision and administrative support to locally funded programs under the Division of Aquatic and Wildlife Resources and allow the Division to carry out those responsibilities that are not eligible for federal grant funding.  |
| Aquatic & Wildlife Resources: Guam Brown Tree Snake Program                                 | U.S. P.L. 105-277   | Program goals, among others, include reducing the existing brown tree snake populations over large geographic areas on Guam and preventing the spread of brown tree snakes to other Pacific islands and mainland areas.  |
| Aquatic & Wildlife Resources: Endangered Species Recovery Program                           | 5 GCA, Ch. 63; 16 U.S.C 1361  | Program goals include the reproductive enhancement of the Mariana Crow and other endangered species, avicultural management of rails, kingfishers and crows, development of an experimental population of Guam Rails on Rota and other suitable islands, and the establishment of populations of endangered species in snake free areas.   |
| Aquatic & Wildlife Resources: Sportfish Restoration Program<br>Wildlife Restoration Program | Ch 63, 5 GCA  | Program goals include biological research and survey of Guam's fisheries; development of facilities for the benefit of the fishing public; preservation and protection of Guam's aquatic resources and endangered sea turtles, provide technical assistance to the public and other government agencies regarding impacts to environmental and natural resources.                            |
| <b><u>LAND MANAGEMENT:</u></b>  |   |  |
| Administration and Support  | 5 GCA §3109, 45101-45155, 47101-47503, 60101-60806, 61101-61670, 62101-62703; §1157 Civil Code of Guam; §13100 Government Code; P.L. 29-02, Chapter V, Part III | To provide guidance and leadership in the administration of all public lands; provide administrative support to all programs under the purview of the Department of Land Management. Responsibilities include correspondence, policies, reports, fiscal accounting, budget, personnel, maintenance, procurement, inventory, grants and legislation, collection of fees and charges assessed. |
| Geographical Information System User Support  | P.L. 21-42  | To provide geographical information system (GIS) analysis; facilitate and assist in GIS technical projects; conduct direct automation support to assigned division and sections relative to recording and updating survey data and land documents into a computerized, secured mapping and land graphic data management system.  |
| Automation Fiscal Support   | P.L. 21-42  | To provide for automated fiscal sourcing and to address to the Federal Grants administration that addresses the automation needs and requirements of the Operational Divisional Programs.  |
| Automation System Support   | P.L. 21-42  | To provide technical support in the administration, database design and management (including connectivity, networking and programming) to department personnel and other Government of Guam agencies dealing directly with the GIS.   |
| Zoning Administration   | 21 GCA, Ch.61; P.L.21-82; P.L. 21-144; P.L. 25-131  | To administer the Zoning Law and the I Tano ta Final Land Use Plan through the planning, application, permitting, and post-construction phases of land use development; ensure that minimum regulations are realized for the protection and promotion of public health, safety, and general welfare of the people of Guam.   |
| Subdivision Administration  | 21 GCA, Ch.62   | To control and regulate the development and/or subdivision of any land for any purpose whatsoever necessary for the orderly growth and harmonious development of the Guam's lands; provide for a precise plan for the systematic naming of streets and highways in Guam ensuring Chamorro or Spanish words are used for street, avenue, alley, and similar words.                            |
| Code Development, Land Use Compliance and Analysis  | 21 GCA, P.L. 30-21, Sections 4 & 5.   | To review and provide recommendations on statutes, policies, procedures, and legislative bills for enhance revisions or for input relative to planning, population growth, land use and land development; develop and assist in the implementation of existing codes; provide a land status on-line, real-time automated information resource; evaluate existing land controls.              |
| Planning Support  | 21 GCA Ch.60, Sect. 60401~5   | To provide technical and administrative support staff to the Guam Land Use Commission, Application Review Committee, Guam Seashore Protection Commission, and Guam Natural Resource Board.   |

**FISCAL YEARS 2012 & 2013 EXECUTIVE BUDGET REQUEST  
PROGRAM LISTING**

| Program   | Mandate  | Purpose   |
|---|--|---|
| <b><u>LAND MANAGEMENT (Continued):</u></b>        |  |   |
| Protection of Wetlands & Flood Plains Mediation   | 21 GCA; E.O. 78-20; E.O. 90-13   | To advise and facilitate the application request on development within the Wetland & Flood Plan Areas; facilitate the development and implementation of authorized flood control projects; ensure land use development compliance with the National Flood Insurance Program.        |
| Seashore Resource Management                      | 21 GCA   | To advise and facilitate the application request on development within the seashore reserve; prepare a comprehensive, coordinated, enforceable plan for the orderly, long-range conservation, management, and development of seashore reserve.                                      |
| Land Use Property Research                        | 5 GCS §3109, 45101-45155, 47101-47503, 60101-60806, 61101-61670, 62101-62703; §1157 Civil Code of Guam; §13100 Government Code | To determine the names and addresses of any submitted proposals for development and properly serve or mail all required notices to all persons within the 500 ft radius of the proposed project who will be affected thereby; provide an observed status to the GIS database.       |
| Horizontal Property Regime & Time Share Ownership | 21 GCA Ch.45 & 47  | To facilitate the application request for ownership and placement of real property under the authority of the Horizontal Property Regime devoted to time-share lease.   |
| Improvement District Mediation                    | 21 GCA   | To provide a method of cooperation among landowners in obtaining construction or reconstruction of public facilities; provide a method of financing such construction, reconstruction, maintenance, and operation; cooperate and work with DPW to facilitate improvement districts. |
| Street Naming Mediation                           | 21 GCA Ch.60, Sect.60406   | To develop a precise plan for the systematic naming of streets and highways within the island; ensure the inclusion of Chamorro or Spanish words or terms for streets, drive, and avenue.   |
| Public Land Status                                | 5 GCA §3109, 45101-45155, 47101-47503, 60101-60806, 61101-61670, 62101-62703; §1157 Civil Code of Guam; §13100 Government Code | To monitor the use and development of all government real property  |
| Land for the Landless                             | 5 GCA §3109, 45101-45155, 47101-47503, 60101-60806, 61101-61670, 62101-62703; §1157 Civil Code of Guam; §13100 Government Code | To account for all Government of Guam real property by acres, agency, municipality, and compatible general uses for classification.   |
| Leases, Exchanges, Sales & Permits                | 5 GCA §3109, 45101-45155, 47101-47503, 60101-60806, 61101-61670, 62101-62703; §1157 Civil Code of Guam; §13100 Government Code | To maintain inventory of all public lands; responsible for the exchange of private land with public property, the acquisition of private land for public use, the disposal of public land, and leasing of public land to the private sector.  |
| Public Lands Registration                         | 5 GCA §3109, 45101-45155, 47101-47503, 60101-60806, 61101-61670, 62101-62703; §1157 Civil Code of Guam; §13100 Government Code | To survey and map all real property belonging to the Government of Guam; register all government-owned real properties throughout the island.   |
| Federal Excess Lands/Ancestral Lands              | 5 GCA §3109, 45101-45155, 47101-47503, 60101-60806, 61101-61670, 62101-62703; §1157 Civil Code of Guam; §13100 Government Code | To identify federal excess lands by location, acreage, and ownership by category of undeveloped, easements, and other public use; establish an Excess Lands Registry.   |

**FISCAL YEARS 2012 & 2013 EXECUTIVE BUDGET REQUEST  
PROGRAM LISTING**

| Program   | Mandate  | Purpose  |
|---|--|--|
| <b><u>LAND MANAGEMENT (Continued):</u></b>        |  |  |
| Guam Natural Resources Board & Guam Ecology Corps | 21 GCA Ch. 60 Sect.60409                             | To study and evaluate any plans or proposals for the utilization or conservation of Guam's natural resources; establish rules and regulations governing the conduct and operations of the GNRB and Ecology Corps.  |
| Land Records                                      | 21 GCA, Ch.31 & 33                                   | To initiate the process for the registrations of government lands; accept any instrument or judgment affecting the title to or possession of real property and any miscellaneous instruments pursuant to this section shall be recorded.   |
| Survey Property Map Review                        | 21 GCA   | To establish a uniform procedure for the survey of public and private lands within the island in conformity with the provisions of the Uniform Triangulation System and the Land Survey Manual and sound surveying practices; develop a uniform specification of the survey data to be included on maps, plats, sketches or other plane pictorial representation of land.  |
| Cadastration                                      | 21 GCA   | To map land boundaries of all lands owned, controlled or in possession of the Government of Guam; map all real property belonging to the Government of Guam for which certificate of title have not been issued; put all parcels of land on a cadastral map clearly illustrating Government of Guam land.  |
| Guam Geodetic Network                             | 21 GCA   | To administer the Guam Geodetic Net by establishing a uniform system of geodetic triangulation controls; maintain and preserve triangulation control stations.   |
| <b><u>ANCESTRAL LANDS COMMISSION:</u></b>         |  |  |
| Administration and Intake                         | 21 GCA; P.L.25-45; P.L.25-178; P.L.26-36; P.L.28-133 | This program provides the necessary support for budget, payroll, procurement, data control supervision, and other administrative services for the Commission's personnel and operations.   |
| Claims, Research, Development & Planning          | 21 GCA; P.L.25-45; P.L.25-178; P.L.26-36; P.L.28-133 | Claims provides for the intake and processing of Applications for Title and Compensation, Claims of Interest and initial inquiries for information. Research, Development & Planning provides for the research of information, documents and maps relative to lots, owners and claims of interest. It also provides for the planning and development of lots that are owned by the Commission. PL 25-178 establishes the rules and regulations for the Guam Ancestral Lands Commission. It provides the acceptance and the ability to process the applications in a timely matter which is dependent on the number of staff that are qualified. The GALC must verify and obtain all information of all the applications that were submitted and the staff must be qualified in carrying out the research and planning. The Commission also stands to obtain title to lands that are not privately owned and must develop the properties to their highest and best use in a Trust for the dispossessed original landowners and also heirs who are not getting their lands back. The Commission would not be able to accomplish its mission without proper research, planning and development. |
| Land Bank / Trust                                 | 21 GCA; P.L.25-45; P.L.25-178; P.L.26-36; P.L.28-133 | Public Law 26-36 mandates that the Guam Ancestral Lands Commission establish the Land Bank by the end of the 2004 Fiscal Year. GALC created the Land Bank Sub-Committee to oversee the establishment of all administrative and legal requirements for the Land Bank and to review applications for the Land Bank properties with a recommendation to the Commission for action. The Land Bank Sub-Committee is a working Committee with the final disposition of all its recommendations requiring the approval by the Commission. All properties within the GALC inventory that are clearly government property have been identified and placed in Trust to fulfill statutory mandates of the Land Bank, as contained within PL 25-45. This Trust has been recorded with the Department of Land Management. GALC is working closely with the Guam Economic Development Authority to develop Request for Proposals (RFP) so that the highest and best usage is obtained with properties contained in the Land Bank Trust.  |
| Provisional Commission                            | 21 GCA; P.L.25-45; P.L.25-178; P.L.26-36; P.L.28-133 | Pursuant to P.L. 28-133, a Provisional Commission for the Zoning of Ancestral Lands, referred to as the "Provisional Commission", was established to include the Executive Director of GALC, the Director of Land Management, the Administrator of Guam Environmental Protection Agency, the Director of Agriculture and the Director of Bureau of Statistics and Plans. The Executive Director shall serve as Chairperson of the Provisional Commission. Members of the Provisional Commission shall assign employees from their respective departments to assist the Commission in its work.   |
| <b><u>CHAMORRO LAND TRUST COMMISSION:</u></b>     |  |  |
| Administration and Support                        | 21 GCA Sect.75101~75121; P.L. 23-39                  | This program oversees, manages and provides administrative support to all programs under the purview of the Chamorro Land Trust Commission. Responsibilities include correspondence, reports, fiscal accounting, budget, personnel, procurement, legislation, loans and grants. In addition, is directly responsible to the Chamorro Land Trust Commission Board.  |



**FISCAL YEARS 2012 & 2013 EXECUTIVE BUDGET REQUEST  
PROGRAM LISTING**

| Program  | Mandate   | Purpose   |
|--|---|---|
| <b><u>CHAMORRO LAND TRUST COMMISSION (Continued):</u></b>                          |   |   |
| Intake and Processing  | 21 GCA Sect.75101~75121;<br>P.L. 23-39  | To receive, review, and process applications; interview applicants and make recommendations to the director; provide financial counseling.  |
| Planning & Development   | 21 GCA Sect.75101~75121;<br>P.L. 23-39  | To provide for the research of lots, owners and claims of interest, and for the planning and development of lots that are owned by the Commission.  |
| Leasing  | 21 GCA Sect.75101~75121;<br>P.L. 23-39  | To award leases of residential, agricultural and commercial lots owned by the Commission for revenue generating purposes.   |
| Special Projects   | 21 GCA Sect.75101~75121;<br>P.L. 23-39  | To provide for special projects that are assigned to the Commission or its Executive Director by the Governor.  |
| <b><u>GUAM ENVIRONMENTAL PROTECTION AGENCY:</u></b>                                |   |   |
| Administration/Administrative Services Program                                     | 10 GCA 45, 47, E.O. 97-36,<br>USEPA M00-9063-01-0, P.L.23-<br>16, Title I Subsection D,<br>Sect.42, 5 GCA               | Provides for policy development and direction to the Board of Directors and top management, promotes and carries out appropriate expansion and revisions of Guam's environmental laws and Agency regulations, ensures comprehensive review and implementation of environmental protection measures and provisions for all development projects, provides personnel, fiscal and administrative services as required and facilitates the implementation of extensive laws, rules and regulations. |
| Air and Land Program   | 10 GCA 51, 54, P.L. 24-304,<br>P.L. 21-10, 10 GCA 49, P.L. 20-<br>184, 10 GCA 50, P.L. 29-116                           | To ensure the continual implementation of the following Air and Land projects which include Solid Waste Management, Hazardous Waste Management, Air Pollution and Radon Control, Pesticide Enforcement and the administering of the Recycling Revolving Fund.   |
| Water Program  | 10 GCA 52, 53, P.L. 25-51, 40<br>CFR 141, 142, 143, P.L. 92-<br>500, 9-76, 3-109 and 14-31,<br>Title II-Clean Water Act | To ensure the continual implementation of the following Water projects such as Safe Drinking Water, Water Pollution Control, and Water Resources Management.  |
| Environmental Monitoring and Laboratory Monitoring and Laboratory Services Program | 10 GCA 51, 52, 53, 54   | Provides field and laboratory analytical team support to the Air and Land and Water Programs. Ensures the public is provided with current information regarding the state of bacterial contamination, as well as evaluation of marine monitoring complexes and river networks for adverse environmental impact.   |
| Environmental Planning and Review Program  | 10 GCA 45, P.L. 1-21, E.O. 91-<br>09, SARA Title III, E.O. 95-07,<br>21 GCA 61  | Supports all Agency programs in the planning and review of a variety of environmental projects, plans and developmental proposals. Coordinates overall land-use development, environmental planning and input review on all projects on Guam.   |
| Defense and State Memorandum of Agreement Programs (DSMOA)                         | Grant No. Gu 00-1   | This program is responsible for environmental oversight of former military sites on Guam. Includes BRAC 3, BRAC 4, ER Navy, ER Air Force and ER Army Corp of Engineers.   |
| Enforcement and Compliance Program   | Sect.401, Clean Water Act, 10<br>GCA 47, 10 GCA 10, 5 GCA,<br>Sect. 60108 & 61102                                       | Works in conjunction with the Air and Land Programs Division and the Water Programs to ensure adherence to permit specifications as well as Guam's environmental regulations.   |
| Guam Energy Office   | EO 83-4 and E.O. 2007-14  | Pursuant to executive order, the Guam Energy Office is supervised by the Guam Environmental Protection Agency. This office is responsible for the administration of all of Guam's energy-related federal programs. Its primary role is to educate the general public of energy conservation measures and energy efficiency technologies to reduce cost.   |

**FISCAL YEARS 2012 & 2013 EXECUTIVE BUDGET REQUEST  
PROGRAM LISTING**

| Program   | Mandate  | Purpose   |
|---|--|---|
| <b><u>PARKS &amp; RECREATION:</u></b>                   |  |   |
| Administration and Support                              | Sect.5114 Gov't. Code of Guam (1974 Suppl.); 21 GCA Sect. 76101-76115 & 77101-77124; PL 20-201 & 21-31             | To provide guidance and leadership in the administration of all parks and recreational facilities on Guam; provide administrative support to all programs under the purview of the Department of Parks and Recreation. Responsibilities include correspondence, policies, reports, fiscal accounting, budget, personnel, maintenance, procurement, inventory, grants and legislation. |
| Parks Administration, Maintenance & Protection Programs | Sect. 5114 Gov't. Code of Guam (1974 Suppl.); 21 GCA Sect. 76101-76115 & 77101-77124; PL 20-201 & 21-31            | Park Administration and Planning - To manage, develop, acquire and plan for a Guam Territorial Park system which includes maintaining an accurate park inventory; coordinates capital improvement projects for park recreation.   |
|   | Sect. 5114 Gov't. Code of Guam (1974 Suppl.); 21 GCA Sect. 76101-76115 & 77101-77124; PL 20-201 & 21-31            | Park Maintenance - To maintain parks and recreational facilities throughout the island including beaches, planting strips, facilities and structures for public use.  |
|   | Sect.5114 Gov't. Code of Guam (1974 Suppl.); 21 GCA Sect. 76101-76115 & 77101-77124; PL 20-201 & 21-31             | Territorial Park Protection - To enforce park and recreation rules, regulations and laws; patrols all park areas for the purpose of providing protection, information and assistance to visitors.   |
|   | Sect.5114 Gov't. Code of Guam (1974 Suppl.); 21 GCA Sect. 76101-76115 & 77101-77124; PL 20-201 & 21-31; E.O. 78-42 | Guam Territorial Seashore Park - To manage and maintain the facilities in the Guam Territorial Seashore Park; coordinates with government agencies affecting the parks.   |
|   | Sect.5114 Gov't. Code of Guam (1974 Suppl.); 21 GCA Sect. 76101-76115 & 77101-77124; PL 20-201 & 21-31             | Memorial Services - To manage, operate and maintain public cemeteries including interment, grave assignments, recordkeeping and maintenance functions; insures that burial services are provided with respect, honor, and dignity.  |
|   | Sect.5114 Gov't. Code of Guam (1974 Suppl.); 21 GCA Sect. 76101-76115 & 77101-77124; PL 20-201 & 21-31             | Paseo Stadium - To manage the overall use and maintenance operations of the Paseo & Guerrero Baseball Stadiums and Tiyan facilities including its grounds and other related facilities.   |
| Recreation Programs                                     | Sect.5114 Gov't. Code of Guam (1974 Suppl.); 21 GCA Sect. 76101-76115 & 77101-77124; PL 20-201 & 21-31             | Community Programs - To provide organized sports and recreation activities for adults; provides self-enrichment recreational classes to the community; oversees the operation of the Paseo recreation center located in Agana.  |
|   | Sect.5114 Gov't. Code of Guam (1974 Suppl.); 21 GCA Sect. 76101-76115 & 77101-77124; PL 20-201 & 21-31             | Pool and Beach Programs - To provide aquatic programs for all ages and segments of the general public and to provide safe, efficient and well maintained facilities for the general public; provides lifeguards and implements water safety services.   |
|   | Sect.5114 Gov't. Code of Guam (1974 Suppl.); 21 GCA Sect. 76101-76115 & 77101-77124; PL 20-201 & 21-31             | Youth Center Programs - To promote inter-relationship between the youth of Guam through active and passive forms of recreational activities; provides Youth Center operations in the communities.   |

**FISCAL YEARS 2012 & 2013 EXECUTIVE BUDGET REQUEST  
PROGRAM LISTING**

| Program   | Mandate  | Purpose  |
|---|--|--|
| <b><u>PARKS &amp; RECREATION (Continued):</u></b> |  |  |
| Historic Resources Division/Historic Preservation | Sect.5114 Gov't. Code of Guam (1974 Suppl.); 21 GCA Sect. 76101-76115 & 77101-77124; PL 20-201 & 21-31   | To maintain the Comprehensive Guam Historic Preservation Plan; coordinates a Comprehensive Survey for historic/archaeological resources; administers the Historic Preservation Federal grant program; reviews federal, Guam and private undertaking for potential impacts to historic sites.   |
| Guam Preservation Trust                           | 21 GCA, Article 6, Ch 76 Sect. 76601-9; 5 GCA, Ch 5 Sect. 5117; P.L. 27-89   | Established as a public non-profit corporation to advance historic preservation programs in Guam. The creation of the Trust was an innovative way to fund and execute local historic preservation projects.  |
| <b>TRANSPORTATION</b>                             |  |  |
| <b><u>PUBLIC WORKS:</u></b>                       |  |  |
| Administration and Support                        | 5 GCA Sect. 3106, 22404-22422, 50101-50111, 56101-52611; 10 GCA 51103; P.L. 13-29, 23 U.S.C Chapter 4, P.L. 13-142, Guam's Approved 2009 Highway Safety Plan   | To provide guidance and leadership in the administration of the Department of Public Works; provides administrative support to all programs under the purview of the Department, inclusive of local highway safety programs. Responsibilities include correspondence, policies, reports, fiscal accounting, budget, personnel, maintenance, procurement, inventory, grants and legislation.  |
| Building Maintenance                              | 5 GCA Sect. 3106, 22404-22422, 50101-50111, 56101-52611; 10 GCA 51103  | To provide maintenance services, repairs, construction services and custodial work to upkeep public buildings and other government facilities.   |
| Bus Operations                                    | 5 GCA Sect. 3106, 22404-22422, 50101-50111, 56101-52611; 10 GCA 51103; P.L. 22-143 & 28-45; E.O. 87-14, as amended by E.O. 87-26, -39 & 90-21; Highway Safety Program Guideline 17 - Pupil Transportation Safety | To provide and ensure safe transportation services for public and private students to and from their respective schools throughout the school year; provides safe bussing services for school related services; and provides emergency evacuation and other bussing services as authorized by the Governor of Guam and/or the Director of Public Works.  |
| Capital Improvement Projects                      | 5 GCA Sect. 3106, 22404-22422, 50101-50111, 56101-52611; 10 GCA 51103, 29 GAR - Title 29 Public Works, CH 1  | To provide professional and technical services for the Government's infrastructure projects and technical support to the community.  |
| Highways  | 5 GCA Sect. 3106, 22404-22422, 50101-50111, 56101-52611; 10 GCA 51103  | To provide overall management and administration of the Guam Highway and Village Street Program including planning, design, and construction of all roadways and capital improvement projects.   |
|   | 5 GCA Sect. 3106, 22404-22422, 50101-50111, 56101-52611; 10 GCA 51103  | Guam Highway Fund (Highways) - To maintain, repair, and restore Guam's Highway System which includes all primary, secondary and collector roads, village streets, steel and concrete bridges, flood control systems, ponding basins, guardrail maintenance, traffic directional signs street names, speed limit signs, shoulder maintenance, pothole repairs, quality control inspections for highway encroachment permits, drywell maintenance and water quality analysis for GEPA rules and regulations, and in-house design of minor highway systems. |

**FISCAL YEARS 2012 & 2013 EXECUTIVE BUDGET REQUEST  
PROGRAM LISTING**

| Program                                       | Mandate   | Purpose  |
|---|---|--|
| <b><u>PUBLIC WORKS (Continued):</u></b>       |   |  |
| Transportation Maintenance                    | 5 GCA Sect. 3106, 22404-22422, 50101-50111, 56101-52611; 10 GCA 51103; P.L. 16-57; 5 GCA Sect. 57101-57105                                    | To provide maintenance and repair of all department's vehicles and equipment including fleet from other Government of Guam agencies.   |
| Solid Waste Management                        | 5 GCA Sect. 3106, 22404-22422, 50101-50111, 56101-52611; 10 GCA 51103; P.L. 23-64; U.S. District Court Civil Consent Decree Case No. 02-00022 | To provide a safe and healthy environment for the people of Guam through proper, timely, and efficient collection of refuse materials throughout the villages and urban areas and to assure their proper disposal.   |
| <b><u>GUAM REGIONAL TRANSIT AUTHORITY</u></b> |   |  |
|   | P.L 30-5, Title 12 GCA, Chapter 6, Article 1 Section 6104   | To plan services, establish, develop, coordinate, promote, own and operate facilities and services that support public transportation and public parking within Guam.  |
| <b><u>PUBLIC SAFETY</u></b>                   |   |  |
| <b><u>GUAM POLICE:</u></b>                    |   |  |
| Chief of Police                               | 10 GCA, Div. 3, Ch. 77  | Responsible for the achievement of departmental goals & objectives, preservation of the peace, protection of life and property and enforcement of the laws and provide effective administrative decision of police operations to all levels of command.  |
| Auxiliary Services Division                   | 10 GCA, Div. 3, Ch. 77  | Responsible for administering and coordinating the victim/witness assistance; ensure that the Chief's decisions and concepts are implemented; conduct polygraph examinations; formulate and implement internal policies & procedures.  |
| Administration Division, Services Bureau      | 10 GCA, Div. 3, Ch. 77  | Responsible for the report review, records maintenance, identification system, records retrieval, administer firearms permit and registration laws, accounting for warrants, and the overall fiscal management, administrative, operational, tactical & technical research; preparing training program schedules; management of all grant funded programs; provide technical assistance in collecting, processing, and storing statistical data on personnel, equipment, materials & crime; prepare administrative & statistical reports & surveys; preparation of the Uniform Crime Report (UCR) and Annual Report. |
| Support Division, Services Bureau             | 10 GCA, Div. 3, Ch. 77  | Operates the Radio Dispatcher and other emergency radio networks; carries out the reporting and recording requirements of the FCC; monitors the alarm system; dispatch units in response to alarms and operates and monitors the tape recorder; ensure the maintenance of all vehicles; maintains storage, inventory and accounting for all property and evidence (except government property not of an evidential nature).  |
| Police Commander                              | 10 GCA, Div. 3, Ch. 77  | Responsible for the executive security, detention facility guards, highway patrol, special weapons, crime lab, operations of the neighborhood patrol and the criminal investigations of the department.  |
| Criminal Investigation                        | 10 GCA, Div. 3, Ch. 77  | Monitor, scrutinize, analyze and coordinate with the assigned prosecutor, conducting follow-up investigations of major crimes; apprehending responsible; resolve unsolved homicide cases; vice control and narcotics control investigations; vehicular traffic investigations; juvenile investigations; and examination, identification, & interpretation of evidence from crime scenes.   |
| Neighborhood Patrol Division                  | 10 GCA, Div. 3, Ch. 77  | Neighborhood Patrol District I - Provide police protection and community services to the Central and Northern Territory of Guam, 24 hours a day, 7 days a week.  |
|   | 10 GCA, Div. 3, Ch. 77  | Neighborhood Patrol District II - Provide police protection and community services to the Agana, Southeast and Southwestern Territory of Guam, 24 hours a day, 7 days a week.  |

**FISCAL YEARS 2012 & 2013 EXECUTIVE BUDGET REQUEST  
PROGRAM LISTING**

| Program   | Mandate  | Purpose   |
|---|--|---|
| <b><u>GUAM POLICE (Continued):</u></b>              |  |   |
| Police Services Fund                                | 10 GCA, Div. 3, Ch. 77   | To charge fees directly related to the need of the agency in order to recover administrative costs in servicing the public and for the general operational needs of the agency.   |
| Asset Forfeiture                                    | Titles 18 and 21 U.S.C.  | To deter crime by depriving criminals of the profits and proceeds of their illegal activities and weaken criminal enterprises by removing the instrumentalities of crime and enhance cooperation among federal, state, and local law enforcement agencies through the equitable sharing of the forfeiture proceeds.   |
| COPS Methamphetamine Initiative                     | Grant Award No.:<br>2009CKWX0622;<br>(CFDA 16.710)   | To train law enforcement, laboratory and environmental and hazardous material response personnel in the search, seizure, collection, disposal, and closure of clandestine drug laboratories that may evolve in and around Guam.   |
| Recreation Boating Safety (RBS)                     | Grant Award No.: 18.01.66 &<br>19.01.66; (CFDA 97.012)   | To enhance and update educational programs to increase awareness of boating laws, safety and operations in order to reduce the number of boating accidents and fatalities.  |
| Anti-Gang Initiative Program                        | Grant Award No.: 2007-PG-BX-<br>0087 (CFDA 16.744) / Project<br>Safe Neighborhoods (PSN)<br>Program, Dept. of Justice,<br>Office of Justice Programs | The Anti-Gang Initiative is a new and expanded anti-gang prevention and enforcement effort under the Project Safe Neighborhoods (PSN) Grant Program. Under the Anti-Gang Initiative, the Guam Police Department will network with other law enforcement agencies, the Guam Public School System (GPSS), faith-based and community groups to combat gang violence by developing and implementing an island-wide public campaign awareness of the dangers and consequences of gang violence and other acts associated to violent crime. Also, this program will enhance the capability and efficiency of law enforcement officers through specialized training in combating gang violence/street gang violence. |
| COPS Hiring Recovery Program (CHRP)                 | Grant Award No.:<br>2009RJWX0039 (CFDA<br>16.710)  | Through the American Recovery and Reinvestment Act (ARRA) of 2009, funds was appropriated for the COPS Hiring Recovery Program to law enforcement agencies to hire new and/or rehire career law enforcement officers in an effort to create and preserve jobs, and to increase their community policing capacity and crime-prevention efforts.  |
| <b><u>GUAM FIRE:</u></b>                            |  |   |
| Office of the Fire Chief                            | 10 GCA, Div. 3, Ch. 72-73  | To oversee the overall administration and management of the department's programs, and additionally for services as required overall.   |
| Administrative and Logistical Support               | 10 GCA, Div. 3, Ch. 72-73  | To oversee the administrative and logistical programs and services of the department relative to fiscal, payroll, personnel management, records, supply, planning and research, and federal programs.   |
| Emergency 911/ Communications Bureau                | Public Laws 21-61;23-77;25-<br>55;26-55 and 28-44;10 GCA,<br>Div. 3, Ch. 72-73   | To provide prompt, efficient and effective emergency medical and rescue system. To administer rapid and direct access to law enforcement, fire, medical, rescue, hazardous substance, and other emergency services, through the use of approved pre-determined questions, pre-arrival instructions, and pre-assigned response levels and modes.   |
| Emergency Medical Services/Rescue Operations Bureau | 10 GCA, Div. 3, Ch. 72-73  | To administer the search and rescue and the emergency medical (ambulance) services, inclusive of serving as liaison between the EMS Commission, the hospital, Coast Guard and other agencies or organizations involved with health care delivery and emergency services, in conveying acutely ill, injured, incapacitated or helpless individuals requiring emergency care to be rendered on-scene and enroute to a medical facility.   |
| Fire Suppression                                    | 10 GCA, Div. 3, Ch. 72-73  | To administer suppression and extinguishment services of dangerous fires and to remove that which is liable to cause such fires, and to enforce all laws relating to the preventing or spreading of fires, and fire control and fire hazards within the island, inclusive of operating the communication system of the Central Fire Communication and Dispatch Office, maintaining, repairing and replacing vehicles and firefighting equipment as needed, and ensuring efficient and proper equipment use and capability.  |
| Fire Prevention                                     | 10 GCA, Div. 3, Ch. 72-73  | To oversee administration of fire safety, prevention and investigation services, to include the enforcement of fire laws and regulations, inspection and abatement of existing and potential fire hazards, addressing fire-related complaints with recommended improvements, where feasible, providing technical consultation to the public, and reviewing all building plans and business applications for fire safety compliance.   |

**FISCAL YEARS 2012 & 2013 EXECUTIVE BUDGET REQUEST  
PROGRAM LISTING**

| Program   | Mandate   | Purpose  |
|---|---|--|
| <b><u>GUAM FIRE (Continued):</u></b><br>Training Bureau | 10 GCA, Div. 3, Ch. 72-73   | To oversee the training activities, encompassing basic, refresher, and specialized training, coordinating to meet training requirements with the Guam Community College, training academies or other training institutions, and developing or identifying improved methods of instruction, for the purpose of maintaining a cadre of qualified instructors for the Guam Fire Academy.  |
| Fire, Life and Medical Emergency Fund (FLAME)           | 10 GCA, Ch 72; Section 72106 (Added by 22-52:2. Amended by P.L. 28-68; Ch II; Part II; Section 20)            | The Guam Fire Department is authorized to collect fees for services and fines which shall be deposited into the Fire, Life and Medical Emergency Fund (FLAME). Fees for services are as follows: (i) non-emergency use of an ambulance primarily for transportation as opposed to emergency medical care under circumstances where the person ordering the same does not reasonably believe that a bona fide medical emergency condition exists, making building inspections, or issuing burning permits; and (ii) fines for creating fire hazards, disobeying permit conditions, failing to correct hazardous conditions reported as a result of building inspections, or non-compliance with the Fire Code.  |
| <b><u>CORRECTIONS:</u></b><br>Director's Office         | P.L. 9-208 / 9 GCA Sect. 90.10-90.84  | Provide managerial directions necessary for the orderly control and maintenance of the facility, monitor and evaluate the progress of all operating units, provide logistical support services, review and evaluate the implementation of program directives and policies geared toward the rehabilitation and security of prisoners.  |
|   | Sect. 90.49 of Article 1 of Ch. 90 of Title 9 GCA (Added by P.L. 27-106:VI:17 & amended by P.L. 28-68:IV:108) | Revolving Fund - Funds collected from the U.S. Marshals Service, the U.S. Immigration Service & the U.S. Bureau of Prisons for housing U.S. prisoners and detainees, confinement of military personnel as agreed to in a Memorandum of Agreement with the U.S. Air Force, meals purchased by the employees at the Department's dining facility, and the sale of hot garbage (pig slop) to private persons are used to purchase clothing for prisoners & detainees, foodstuffs for the dining facility, galley catering services & equipment, medical/dental supplies, prescription & over-the-counter medicines, sanitary/hygiene supplies, & other pharmaceutical supplies for prisoners & detainees, including payment for prisoner-detainee maintenance costs in any off-island prison or medical institutions, payment for overtime and related personnel costs and for Department of Correction Reservists. |
|   | Article 1 of Ch.18 of Title 16 GCA / P.L. 22-140:7(c) & (d)   | Safe Streets Act Fund - Fines collected from offenses involving alcohol and controlled substances are to be used to compensate staff and provide supplies or facilities to house incarcerated persons convicted of misdemeanors or convicted of unlawful acts under the Title.   |
| Adult Correctional Facility                             | P.L. 9-208 / 9 GCA Sect. 90.10-90.84  | Responsible for the administration of security, control, custody and care of adjudicated inmates on a 24 hour basis.   |
| Guam Rosario Detention Facility                         | P.L. 9-208 / 9 GCA Sect. 90.10-90.84  | To provide security services to the prisoner (adult offenders) awaiting prosecution or released by the courts.   |
| Parole Services   | P.L. 9-208 / 9 GCA Sect. 90.10-90.84  | Responsible for the processing of parole applications and conducting investigations of applicants' incarceration history and other sources to determine one's parole eligibility; conducts pre-parole hearing, surveillance on parolees; and meet with parolees on a scheduled basis for counseling and other services.  |
| Forensic Unit   | P.L. 21-42  | To provide appropriate treatment for the mental health and substance abuse needs of inmates and detainees incarcerated thus presenting less problems during the term of their incarceration and reducing the need for special or additional security measures.   |
| Casework & Counseling Services                          | P.L. 9-208 / 9 GCA Sect. 90.10-90.84  | Provide a correctional treatment plan to the inmates during their incarceration and preparing them for their eventual release from confinement.  |
| Off-Island Maintenance of Prisoners                     | P.L. 9-208 / 9 GCA Sect. 90.10-90.84  | Imprisonment of local prisoners in the Federal Bureau of Prisons in the Mainland U.S.A. whose lives are in danger from the prison population or if such prisoners are a threat to other prisoners and would cause major prison disorder.   |

**FISCAL YEARS 2012 & 2013 EXECUTIVE BUDGET REQUEST  
PROGRAM LISTING**

| Program  | Mandate                              | Purpose  |
|--|--------------------------------------|--|
| <b><u>CORRECTIONS (Continued):</u></b>         |                                      |  |
| Parole Board Stipend                           | P.L. 9-208 / 9 GCA Sect. 90.10-90.84 | To compensate the members of the Guam Parole Board for services rendered in making determination and decision if a prisoner should be granted parole privileges and if one should be released from a parole status.  |
| State Criminal Alien Assistance Program        | 16.606 (CFDA)                        | The program provides federal assistance to states and units of local government incurring costs of incarcerating illegal aliens convicted of one felony or two misdemeanor offenses and to expedite the transfer of custody for certain deportable aliens.   |
| <b><u>YOUTH AFFAIRS:</u></b>                   |                                      |  |
| Director's Office                              | 19 GCA, Div. 2, Ch. 20               | To oversee the administrative day-to-day operations and management of the department, provide public information and carry out equal employment opportunity responsibilities.  |
| Youth Development                              | 19 GCA, Div. 2, Ch. 20               | To administer Community Social Development Resource Center programs and services in the northern, central and southern districts to youths and families, including at-risk youths and juvenile offenders, of which are geared toward prevention, early intervention, rehabilitation and aftercare services, including after school program activities, mentoring and tutoring services, school shadowing, support groups, Aftercare and Jumpstart, counseling and 24-hour crisis intervention, arts and crafts, sports and physical fitness, etc.  |
|  | 19 GCA, Div. 2, Ch. 20               | To administer counseling and case management services and treatment programs relative to the department's graduated sanctions (Step Plan Program) to all juvenile offenders remanded to the department's Youth Correctional Facility and Cottage Homes. Other programs include group counseling, drug and alcohol, 24-hour crisis intervention, mentoring, computer lab, etc.  |
|  | 19 GCA, Div. 2, Ch. 20               | To administer psychological and other clinical services (evaluations, treatment programs, etc.) and consultation services.   |
|  | 19 GCA, Div. 2, Ch. 20               | To administer youth development, leadership and prevention programs and activities such as Youth Year (Oratorical Contest, Island Leadership Day and Student Exchange), Youth Crime Watch, Youth Sports, Community Beautification, S.C.O.R.E. and other skills-building activities.  |
|  | 19 GCA, Div. 2, Ch. 20               | To administer local pass-through funding for programs for youth who are runaways, homeless and victims of abuse.   |
|  | 19 GCA, Div. 2, Ch. 20               | To administer federally funded programs and services under the Juvenile Justice and Delinquency Prevention Act of 1974, as amended.  |
| Youth Correction                               | 19 GCA, Div. 2, Ch. 20               | To provide rehabilitation and treatment programs for pre-adjudicated and adjudicated youths relative to the department's graduated sanction system of confinement, family reunification, community reintegration, aftercare services and total release from juvenile justice system. Operates the Youth Correctional Facility and Cottage Homes for the temporary or continuing care, custody and detention of clientele, including transportation services for legal, medical, and dental services, etc. Provides direct supervision, classification and segregation of wards according to their status, capacities, interest, and responsiveness to control and behavioral treatment programs. |
| Vocational Rehabilitation and Support Services | 19 GCA, Div. 2, Ch. 20               | To oversee the Budget, Financial, Fiscal and Administrative activities of the department for accountability of funds of the department inclusive of payroll, personnel management, training, property inventory, procurement, auxiliary fund and petty cash fund.  |
|  | 19 GCA, Div. 2, Ch. 20               | To oversee the facility, logistics, and maintenance activities inclusive of maintenance of the facilities, official vehicles, buildings, equipment and grounds; and to provide in-house on-the-job vocational training of various trade for DYA clients who are eligible for the program.  |

**FISCAL YEARS 2012 & 2013 EXECUTIVE BUDGET REQUEST  
PROGRAM LISTING**

| Program                                  | Mandate  | Purpose  |
|--|--|--|
| <b><u>YOUTH AFFAIRS (Continued):</u></b> |  |  |
|  | 19 GCA, Div. 2, Ch. 20   | To oversee the Culinary program which ensures that three nutritional balanced meals per day are provided to clients at the facilities, and during special activities for clients outside the facilities who are remanded to the department by court order. Additionally, to ensure compliance with health and environmental policies and guidelines.   |
| <b><u>CHIEF MEDICAL EXAMINER:</u></b>    |  |  |
| Chief Medical Examiner                   | 10 GCA Ch.81; 19 GCA §13205  | Conduct medico-legal investigations, autopsies or non-autopsies (internal & external), and toxicology analyses on all unusual and unnatural suspicious, or sudden deaths, to include homicides, suicides, accidental and natural deaths that occur without medical attention from a physician, deaths which occur within 24 hours after admission into a hospital institution, and deaths from which the remains are to be cremated, buried at sea or shipped off-island. It serves primarily on criminal cases dealing principally with the Office of the Attorney General. The Courts, the Guam Police Department and other law enforcement agencies in ultimately assuring public safety. Furthermore, it serves to assist individuals with regard to civil litigation cases and insurance claims as prescribed in the Post-mortem Examinations Rules and Regulations. The Office also provides administrative support services, preparation, administration and monitoring of the budget, payroll and procurement and the coordination of travel requiremreg their lands back. The |
| <b><u>HOMELAND SECURITY</u></b>          |  |  |
| <b><u>CUSTOMS &amp; QUARANTINE:</u></b>  |  |  |
| Director's Office                        | P.L. 22-112; P. L. 23-45; Title 5 GCA, Ch.2, §46151-§47143; E.O. 96-17 | Provides the overall planning, coordination, management, supervision, and direction of enforcement programs for the agency.  |
| Logistics and Support                    | P.L. 22-112; P. L. 23-45; Title 5 GCA, Ch.2, §46151-§47143; E.O. 96-17 | Provides short and long term plans; advises the agency of training programs to enhance operations & personnel performance; develops security programs to control evidence & ensure the items are accounted for; and implement policies & procedures affecting fines, penalties and forfeiture cases.   |
| Airport Operations                       | P.L. 22-112; P. L. 23-45; Title 5 GCA, Ch.2, §46151-§47143; E.O. 96-17 | Ensures effective implementation of programs, procedures and policies affecting the inspection, search, and processing of passengers arriving by air and sea ports; and conducts examination of foreign postal articles, merchandise & assess use tax.   |
| Airport Cargo                            | P.L. 22-112; P. L. 23-45; Title 5 GCA, Ch.2, §46151-§47143; E.O. 96-17 | Responsible for the physical security, examination and release of all air imported cargo and conducts cargo examinations at the cargo terminal to ensure the overall regulatory compliance of the local trade community.   |
| Maritime Operations                      | P.L. 22-112; P. L. 23-45; Title 5 GCA, Ch.2, §46151-§47143; E.O. 96-17 | Ensure effective implementation of procedures & policies affecting vessel inspections with respect to entry of and clearance of vessels, cargo, ship boarding, examination of container shipments, goods for foreign export, civilian and military vessels, and pleasure craft.  |
| Drug Detection Dog Unit                  | P.L. 22-112; P. L. 23-45; Title 5 GCA, Ch.2, §46151-§47143; E.O. 96-17 | Conducts advanced training and utilization of detector dogs (canines) in the process of inspection of merchandise, baggage, and other means of conveyance in the enforcement of customs laws and regulations pertaining to the smuggling of illicit narcotics.   |
| Contraband Enforcement                   | P.L. 22-112; P. L. 23-45; Title 5 GCA, Ch.2, §46151-§47143; E.O. 96-17 | Ensures that investigative activities are conducted pursuant to agency policy and procedures pertaining to detecting and apprehending perpetrators who are involved with the illicit trafficking of narcotics, non-prescription dangerous drugs and other restricted or prohibited substances.   |
| Asset Sharing Forfeiture                 | Titles 18 and 21 U.S.C.  | To deter crime by depriving criminals of the profits and proceeds of their illegal activities and weaken criminal enterprises by removing the instrumentalities of crime and enhance cooperation among federal, state, and local law enforcement agencies through the equitable sharing of the forfeiture proceeds.  |
| Maritime Interdiction Task Force         | 2000-DB-MU-0066 (FY200 Byrne Formula Grant)                            | To take a vigorous and visible posture in interdicting narcotics traffic in Territorial waters with joint efforts of the Guam Police Department, U.S. Customs Service and U.S. Coast Guard.  |



**FISCAL YEARS 2012 & 2013 EXECUTIVE BUDGET REQUEST  
PROGRAM LISTING**

| Program   | Mandate  | Purpose   |
|---|--|---|
| <b><u>CUSTOMS &amp; QUARANTINE (Continued):</u></b>   |  |   |
| U.S. Customs Service Narcotic Interdiction, Money Laundering Investigations, and Asset Seizing Agenda | 2000-DB-MU-0066 (FY200 Byrne Formula Grant)                | To facilitate the curtailment of, and expose the narcotics distribution and money laundering activities on Guam and seize all assets acquired as a result of said violations.   |
| Customs Drug Detector Dog Unit Task Force   | 2000-DB-MU-0066 (FY200 Byrne Formula Grant)                | To enhance the capability and efficiency of the Customs Drug Detector Dog Unit Task Force in narcotics interdiction, seizures and apprehensions at all ports of entry.  |
| Plant Protection & Quarantine   | 5 GCA Ch.61, Articles 1 & 2 and Ch.66; P.L. 27-29; Ch.V;22 | The Plant Protection and Quarantine Section cooperates with the U.S. Dept. of Agriculture, Animal and Plant Health Inspection Service and the Territorial Veterinarian to protect the island for the threat of imported pests and plant and animal diseases, which may accompany regulated agricultural items PPQ programs include the Administrative & Support Program, Airport Program, Air Cargo Program Maritime Program, Agricultural Inspection & Treatment Facility Program.               |
| <b>HEALTH</b>   |  |   |
| <b><u>PUBLIC HEALTH &amp; SOCIAL SERVICES:</u></b>  |  |   |
| Director's Office/General Administration Programs   | Title 10 GCA   | Director's Office - To enforce and monitor EEO, safety, health programs and provide personnel services departmental wide.   |
|   | Title 10 GCA   | Systems Group - To provide computer analysis, programming, network and technical support for the entire department.   |
|   | Title 10 GCA   | Management Support Services - To provide administrative support and payroll processing services to the Director's Office.   |
|   | Title 10 GCA   | Financial Management Services - Department's central financial authority, ensuring compliance with the overall mission and budgetary mandates & guidance. Responsible of the preparation & submittal of the annual budget as well as compliance of all federal.   |
|   | Title 10 GCA   | Facilities & Maintenance - Responsible for the building maintenance and custodial services & supplies for the entire facilities of the department.  |
|   | Title 10 GCA   | Supply Section - Responsible for the entire department's procurement, issuance, storage and inventory.  |
| Environmental Health Programs   | Title 10 GCA Chapter 20                                    | General Provisions - Establishes the Division of Environmental Health, provision for public nuisance and abatement procedures, and penalty provision for violations.  |
|   | Title 10 GCA Chapter 21                                    | Sanitary Permit - Requires Sanitary Permit for all Eating & Drinking Establishments, Food Establishments, Institutional Facilities, Hotels, Cosmetic Establishments, Laundry & Dry Cleaning Establishments, and Mortuaries. Mandates quarterly inspections and posting of reports. Authorizes closure of establishments, suspension, and revocation of permits.   |
|   | Title 10 GCA Chapter 22                                    | Health Certificate - Requires universal Health Certificates per job category for all individuals employed in eating & drinking establishments, food establishments, institutional facilities, hotels, cosmetic establishments, laundry & dry cleaning establishments, and mortuaries. Mandates the possession and posting of health certificates by individuals and employers, respectively. Creates Environmental Health Fund and administrative penalties.                                      |
|   | Title 10 GCA Chapter 23                                    | Eating and Drinking Establishments - Regulates sanitation in all food service establishments, mobile food service establishments and vending machines. Authorizes examination and condemnation of unwholesome or adulterated food and collection of samples. Prohibits individuals who have or are suspected of having a communicable disease from working. Contains demerit and grading criteria. Requires public notification for the use of monosodium glutamate (MSG) with penalty provision. |
|   | Title 10 GCA Chapter 24                                    | Food Establishments - Regulates sanitation standards in all food establishments (i.e. bakery, grocery, supermarket, food warehouse). Authorizes examination and condemnation of unwholesome or adulterated food and collection of samples. Prohibits individuals who have or are suspected of having a communicable disease from working.   |
|   | Title 10 GCA Chapter 25                                    | Institutional Facilities - Regulates sanitation standards in all child care facilities, penal institutions, schools, hospitals, clinics, nursing homes, and laboratories. Prohibits individuals with a communicable disease from work. Establishes notification procedure to Department for employees and clients with a communicable disease.  |

**FISCAL YEARS 2012 & 2013 EXECUTIVE BUDGET REQUEST  
PROGRAM LISTING**

| Program  | Mandate                  | Purpose   |
|--|--------------------------|---|
| <b><u>PUBLIC HEALTH &amp; SOCIAL SERVICES (Continued):</u></b> |                          |   |
|  | Title 10 GCA Chapter 26  | Hotel Sanitation - Regulates sanitation standards in hotels. Prohibits individuals with a communicable disease from work. Establishes notification procedure to Department for employees with a communicable disease.   |
|  | P.L. 21-85               | Temporary Labor Certification for non-immigrant workers (inspection of dorms) - Requires the issuance of Dormitory Permits to non-immigrant temporary workers. Mandates sanitary inspection of such facilities.   |
|  | Title 10 GCA Chapter 27  | Cosmetic Establishment - Regulates sanitation standards in all cosmetic establishments. Prohibits individuals with a communicable disease from work. Establishes notification procedure to Department for employees and clients with a communicable disease.  |
|  | Title 10 GCA Chapter 28  | Laundries and Dry Cleaning Establishments - Regulates sanitation standards in all public laundry and dry cleaning establishments.   |
|  | Title 10 GCA Chapter 29  | Swimming Pools - Regulates sanitation standards in all public swimming pools. Authorizes closure of pools for imminent harm to public.  |
|  | Title 10 GCA Chapter 30  | Cemetery & Mortuary - Regulates sanitation standards and establishment of cemeteries and mortuaries. Requires approval for disinterment. Regulates the number of bodies per grave, transportation of dead human bodies into or from Guam.   |
|  | Title 10 GCA Chapter 31  | Radiological Health - Establishes a radiation control program for Guam. Requires licensing and registry of radioactive materials and other sources of ionizing radiation.   |
|  | Title 10 GCA Chapter 31  | Hazardous Substances - Regulates the importation and marketing of household hazardous substances. Authorizes the tagging, collection, seizure, sampling of misbranded, adulterated and banned hazardous substances.   |
|  | Title 10 GCA Chapter 33  | Solid Waste, SWMF Health Monitoring & Compensation Act of 1998 - Regulates garbage or rubbish on public and private premises, edible garbage, commercial establishments, and vehicles used for conveying garbage or rubbish. Mandates base-line studies of solid waste facilities. Creates Solid Waste Management Facility-Medical Monitoring Fund. |
|  | Title 10 GCA Chapter 35  | Livestock and Poultry - Regulates the confinement, exclusion and sanitation standards of livestock and poultry.   |
|  | Title 10 GCA Chapter 36  | Mosquito Control - Regulates the control and prevention of mosquito breeding and propagation sites.   |
|  | Title 10 GCA Chapter 37  | Rodent Control - Regulates the control and prevention of rodent breeding and harborage sites at facilities. Authorizes the use of any action necessary to prevent the introduction of plague-infested rodents.  |
|  | Title 10 GCA Chapter 38  | Miscellaneous: Drinking Fountains, Fly Prevention, Compressed Air - Regulates sanitation standards in drinking fountains and compressed air. Regulates the control and prevention of fly breeding and propagation sites.  |
|  | Title 10 GCA Chapter 39  | Wastewater and Toilet - Regulates the disposal of all waste-water and human excrement to prevent health hazard. Requires approval of all pit privies and chemical toilets. Requires issuance of permits for chemical toilets.   |
|  | Title 10 GCA Chapter 40  | Guam Food, Drug and Cosmetic Act - Regulates the importation and marketing of all food, drugs, cosmetics and medical devices. Authorizes the tagging, collection, seizure, sampling of misbranded, adulterated and banned products.   |
|  | Title 10 GCA Chapter 51  | Solid Waste Management and Litter Control: Litter Control - Designates the Department as an authorized officer to issue litter citations for non-compliance with the litter law.  |
|  | Title 10 GCA, Chapter 90 | Clean Indoor Air Act - Prohibits smoking in most enclosed public places and regulates smoking at places of employment. Designates the Department as an authorized officer to issue smoking citations for non-compliance with the law.   |

**FISCAL YEARS 2012 & 2013 EXECUTIVE BUDGET REQUEST  
PROGRAM LISTING**

| Program  | Mandate   | Purpose  |
|--|---|--|
| <b><u>PUBLIC HEALTH &amp; SOCIAL SERVICES (Continued):</u></b> |   |  |
|  | Title 9 GCA Chapter 67  | Guam Uniform Controlled Substances Act - Regulates the manufacture, distribution and dispensing of controlled substances. Requires issuance of Controlled Substances Registrations to licensed individuals and establishments.   |
|  | E.O. 74-10  | International Health Regulations - Adopted the International Health Regulations to prevent the introduction of diseases into Guam through ports of entry, and responsible for the inspection of surface vessels for rodents.   |
|  | E.O. 2000-20  | Creation of Guam Food Safety Task Force - Created and established the Food Safety Task Force to promote food safety in the community through partnership of Government of Guam, the Military, and the private sector.  |
| Senior Citizens Programs                                       | P.L. 14-139   | The State Agency on Aging - Includes funding for Division of Senior Citizens staff that are responsible for program administration, development and implementation, monitoring and evaluation, technical assistance training, information sharing, service delivery follow-up and linking elderly to opportunities and resources available to them within our community. 100% Local funding.   |
|  | PL 14-139, Older Americans Act of 1965 (Amendment 1992, 2000) Guam's Four Year State Plan 2000-2003 | State Office on Aging - The Division of Senior Citizens' State Office on Aging is charged with the responsibility of administering the Title III programs mandated by the Older Americans Act of 1965, as amended through December 1992 and the administration and development Guam's Four Year State Plan on Aging. 75% Federal and 15% Local funding.  |
|  | P.L. 20-171, as amended P.L. 22-103   | Manamko Yan Manhoben - Designated through mandate to be administered by the Division of Senior Citizens. Provides for cultural and educational exchange between school-aged children and our manamko. 100% Local funding.  |
|  | Older Americans Act of 1965, C.F.R. Title 45 Part 1321 & C.F.R. Title 49, Parts 37 & 38.            | Title IIIB, Supportive Services - Supportive services are geared to assist those elderly in maintaining productive and meaningful lives and to alleviate problems and concerns they face. These services contribute to promoting the dignity and well being of our elderly and to promote and protect their fundamental rights and distinct privileges as senior citizens of our community. 85% Federal and 15% Local.   |
|  | Older Americans Act of 1965 (Amendment 1992 and 2000) and C.F.R. Title 45 Part 1321                 | Title IIIC-1, Congregate Meals - The Program serves seniors, 60 years of age or older, and their spouse, regardless of age, if accompanying them at the congregate site. These meals are served at 16 congregate sites, Goodwill Industries, and the two (2) Adult Day Care Centers. The Program is designed to maintain or improve the physical, psychological, or social well being of older persons through the provision of hot nutritious meals. 85% Federal and 15% Local. |
|  | Older Americans Act of 1965 (Amendment 1992 and 2000) and C.F.R. Title 45 Part 1321                 | Title IIIC-2, Home-Delivered Meals - The Program serves seniors, 60 years of age or older, and their spouse, regardless of age, at their individual residences. This program is specific to seniors who have been determined to be homebound based on medical necessity. The Program is designed to maintain or improve the physical, psychological, or social well being of older persons through the provision of hot, nutritious meals. 85% Federal and 15% Local.            |
|  | Older Americans Act of 1965 (Amendment 1992 and 2000) and C.F.R. Title 45 Part 1321                 | Title IIID, Health Promotion / Disease Prevention Services (Preventive Health)- Designed to provide disease prevention and health promotion services inclusive of medication management and information at multipurpose senior centers, at senior congregate sites, through home-delivered meals programs or at other appropriate sites. Funding for this program is 85% Federal / 15% Local.  |
|  | Older Americans Act of 1965 (Amendment 1992 and 2000) and C.F.R. Title 45 Part 1321                 | Title IIIE, National Family Caregiver Support Program - To provide support services including information and assistance to caregivers, counseling, support groups and respite and other home and community based services to families caring for their frail elderly. Funding for this program is 75% Federal / 25% Local.  |
|  | Older Americans Act of 1965 amended 1992 and 2000 and C.F.R. Title 45 Part 1321                     | Title VII, Ombudsman - This program is designated to address complaints of abuse in long-term care facilities, including board and care homes. This program receives and resolves patient complaints ranging from simple complaints about food, up to serious complaints about patient abuse and neglect. 100% Federal funding.  |

**FISCAL YEARS 2012 & 2013 EXECUTIVE BUDGET REQUEST  
PROGRAM LISTING**

| Program  | Mandate  | Purpose  |
|--|--|--|
| <b><u>PUBLIC HEALTH &amp; SOCIAL SERVICES (Continued):</u></b> |  |  |
|  | Older Americans Act of 1965 amended 1992 and 2000 and C.F.R. Title 45 Part 1321      | Title VII, Elder Abuse - This program is designated towards promoting the education and prevention of abuse, neglect, and exploitation of older individuals. 100% Federal funding.   |
|  | P.L. 19-54, as amended by P.L. 21-33   | Adult Protective Services - Mandate created the Adult Protective Services Unit. The Unit designated to receive and investigate all reports of elderly or adults with disabilities abuse, specifically including but not limited to reports of abuse in facilities operated by the Department.  |
|  | Section 4360 Omnibus Budget Reconciliation Act (OBRA) of 1990, P.L. 101-508          | State Health Insurance Assistance Program - This 100% federally funded program provides Medicare Recipients, individuals age 65 and older, some individuals with disabilities and people with end-stage renal disease, with free information, counseling and assistance regarding their eligibility benefits, coverage and available supplemental insurance. Additionally, the program provides assistance for appeals and grievances related to Medicare.   |
|  | P.L. 104-209, the Omnibus Consolidated Appropriations Act of 1997. 42 USC 3031-3037B | Senior Medicare Patrol Project - This 100% federally funded program provides Medicare beneficiaries, family members and their caregivers with education and awareness on recognizing and reporting Medicare/Medicaid fraud, waste, and abuse through one on one counseling and informational presentations provided by program staff and trained volunteers.   |
| Public Health Programs   | Title 10 GCA   | Chief Public Health Office - Directs and administers the overall operations of the Division of Public Health. Establishes Division goals and compliance with standards, policies, regulations, and procedures for effective and efficient management of programs and services. Directs periodic evaluation of community health needs and redirects resources as necessary to improve the health status of the people.  |
|  | Title 10 GCA, Ch.12-15, & 19   | Licensure's Office - Oversees planning and implementing of all Boards' and Commissions' mandates.  |
|  | Title 10 GCA   | Bureau of Communicable Disease Control - Prevention and control of communicable diseases through the Immunization Program, STD/HIV Prevention and ADAP Program, Tuberculosis and Hansen's Disease Control Program, Foreign Quarantine/Enteric Disease Control Program and Bioterrorism/Public Health emergency preparedness planning. Surveillance of disease specific to each program, diseases of public health significance and BT agents, and screening, evaluation, treatment, contact investigation, AIDS Drug Assistance Program, Directly Observed Therapy, immunizations, outreach, counseling and education are services provided by respective programs to community. |
|  | Title 10 GCA   | Bureau of Nutrition Services - Provides nutrition education, consultation, in-service training, counseling and administration of the Special Supplemental Nutrition Program for Women, Infants, and Children (WIC), the WIC Farmer's Market Nutrition Program (FMNP), the WIC Breast Feeding Peer Counselors Program, and the coordination of the nutrition component of the Preventive Health Block Grant.  |
|  | Title 10 GCA   | Bureau of Primary Care Services - To provide services to the southern and northern regions of Guam, that are designated as medically underserved areas by the Federal Govt., such as prenatal and postpartum care, family planning, adolescent health, well baby care, adult care, immunizations, communicable, sexually transmitted disease, and chronic disease care and prevention, case management, nutrition counseling, urgent care, emergency services, on-site diagnostic laboratory and pharmaceutical services.  |
|  | Title 10 GCA   | Bureau of Professional Social Services - To provide pharmacy, social services work and medical records services for all public health clinics. In addition, administers federal grants such as Preventive Health, Diabetes Prevention and Control program, State based Tobacco Cessation program and supplemental Quitline, Rape Prevention, and the Guam Breast and Cervical Cancer Early Detection program.  |
|  | Title 10 GCA   | Bureau of Communicable Disease Control - To provide preventive health information and education on Chronic diseases, dental health, baby bottle tooth decay, healthy lifestyles, wellness, injury prevention and nutrition.  |

**FISCAL YEARS 2012 & 2013 EXECUTIVE BUDGET REQUEST  
PROGRAM LISTING**

| Program  | Mandate  | Purpose   |
|--|--|---|
| <b><u>PUBLIC HEALTH &amp; SOCIAL SERVICES (Continued):</u></b> |  |   |
|  | Title 10 GCA                                     | Bureau of Family Health & Nursing Services - To provide effective and comprehensive island wide community health and nursing programs and nursing services to the uninsured, indigent population the hard-to-reach high-risk individuals, childbearing women, children and children requiring special health needs, and others whom qualify for Public Health services.                     |
|  | Title 10 GCA                                     | Guam Diabetes Control Project - To reduce or prevent the long term complications of diabetes, improve diabetes care of Guam's residence by educating health providers about the disease surveillance program to track the incidence and prevalence of diabetes.   |
|  | Title 10 GCA                                     | Maternal Child Health Block Grant (MCH) - To promote the health of mothers, infants, children and adolescents through preventive and primary care services. These services are family centered, community-based comprehensive, accessible and culturally competent. Including coordination and promotion of services for culturally diverse and special needs population.                   |
|  | CFDA No. 93.988                                  | Maternal Child Health (MCH) Abstinence - To advocate and develop public policy, and establish information networks, which can persuade the postponement of sexual relations until adolescents have the social, financial and emotional maturity for parenting.  |
|  | CFDA No. 93.994                                  | Preventive Health Services -To increase the quality and years of healthy life through health promotion, health education, surveillance and monitoring, community outreach and health screening and evaluation.  |
|  | CFDA No. 93.994                                  | Preventive Health Block Grant - Sex Offenses - To provide funds to Rape Crisis Centers, Sexual Assault Coalitions, or other public or private non-profit entities for use in assisting women age 12 and older who are victims of sexual assault.  |
|  | CFDA No. 93.991                                  | Preventive Health Block Grant - Rape - To provide funds to Rape Crisis Centers, Sexual Assault Coalitions, or other public or private non-profit entities for Rape Prevention Education programs for women age 12 and older who are victims of sexual assault.  |
|  | CFDA No. 93.991                                  | Family Planning - To reduce unintended pregnancies by providing men, women, adolescents and individuals with special health needs, with educational information, methods, devices, and counseling in order for them to plan for and space their children, thus resulting in healthier outcomes for both mother and baby.  |
|  | CFDA No. 93.917, 93.918C, 93.940, 93.944, 93.977 | STD/HIV Prevention & Care Program - To control and reduce the annual incidence of sexually transmitted diseases, including HIV infection, and to prolong the lives of people living with HIV/AIDS.  |
|  | CFDA No. 93.116                                  | Tuberculosis - To control and reduce the annual incidence of tuberculosis.  |
|  | CFDA No. 93.116                                  | Immunization - To control and reduce the annual incidence of various preventable diseases to less than 15 cases per 100,000 population.   |
|  | CFDA No. 93.268                                  | Northern & Southern Community Health Centers - To provide primary health care, acute outpatient care, and preventive services to residents of the Northern & Southern villages of Guam.   |
|  | Public Law 24-248                                | Mandate creating community health centers including urgent care services, in the northern and southern regions.   |
|  | Public Law 30-108                                | Mandate relative to the establishment and use of the community health center revolving fund.  |
|  | Public Law 30-194                                | Mandate to repeal and reenact subsection (G) and to add a new subsection (H) of 3811, Article 8, Chapter 3 of Title 10, Guam Code Annotated, relative to restoring the community health center council's authorization to access and expend funds from the community health centers revolving fund, and to ensuring accountability requiring monthly financial reports and an annual audit. |

**FISCAL YEARS 2012 & 2013 EXECUTIVE BUDGET REQUEST  
PROGRAM LISTING**

| Program  | Mandate  | Purpose  |
|--|--|--|
| <b><u>PUBLIC HEALTH &amp; SOCIAL SERVICES (Continued):</u></b> |  |  |
|  | CFDA No. 93.940  | Women, Infants & Children (W.I.C.) - To provide nutrition education and supplemental nutritious foods to financially disadvantaged pregnant, post-partum and breast feeding woman, and children from 0-4 who are determined to be at medical/nutritional risk.   |
|  | CFDA No. 93.224  | Emergency Medical Services for Children (E.M.S.C.) - To improve the quality of pediatric medical care administered by pre-hospital providers (Emergency Medical Technicians) and to reduce child and youth disability and death due to severe illness and injury by integrating E.M.S.C into Guam's existing public health programs and maintaining Guam's EMS / E.M.S.C Database Collection System designed to measure progress.  |
|  | CFDA No. 10.557  | Guam Breast & Cervical Cancer Early Detection - To reduce deaths from breast and cervical cancer on Guam by increasing the regular use of cancer screening and diagnostics services by low income individuals.   |
|  | CFDA No. 93.127  | Preparedness and Response to Bioterrorism - To develop a public health response to the threat of bioterrorism.   |
|  | CFDA No. 93.919  | Behavioral Risk Factor Surveillance Survey - To measure the health risk behavior of the adult population of Guam. This is done through a series of telephone surveys, using a standard, computer-assisted questionnaire and interview process.   |
|  | CFDA No. 93.283  | Health Families Expansion - To prevent dental caries.  |
|  | CFDA No. 93.945  | Tobacco Use Prevention & Control Program - To prevent Tobacco related diseases by reducing tobacco use problem in Guam. The State Based Tobacco control program is adopting the following goals: (1) Prevent Initiation Among Youth and Young Adults; (2) Eliminate exposure to Second Hand Smoke; (3) Promote quitting among adults and youth; (4) Identify and eliminate Tobacco Related Disparities.  |
|  | CFDA No. 93.779  | Traumatic Brain Injury - To develop a needs assessment survey, pursuant to a implementation grant, among the people with traumatic brain injuries, caregivers and agencies that provide assistance.  |
|  | CFDA No. 93.293  | Access to Emergency Devices - Sudden Cardiac Arrest (SCA) is a leading cause of death and may have been preventable if earlier access to proper care was available. While the cause of SCA are poorly understood, it is clear that people with cardiopulmonary resuscitation (CPR) training and access to an automatic external defibrillator are two of the most critical needs to help SCA victims survive. The purpose is to help make external defibrillators more widely available in the community, to provide more people with CPR training, and to increase public awareness of SCA and the most effective means to help patients survive. |
| Public Welfare Programs  | Title X & XIV 49003 of the Gov Code of Guam; Titles I, X, XIV, IV, XIX and XX of the Social Security Act; Food Stamp Act of 1977, as amended; the Personal Responsibility and Work Opportunity Act of 1996 | State Office - Directs and administers the overall operations of the Division of Public Welfare. Establishes division goals and compliance with standards, policies, regulations, and procedures for effective and efficient management of division programs.  |
|  | Food Stamp Act of 1977; 45 CFR; Personal Responsibility and Work Opportunity Reconciliation Act of 1996 (Welfare Reform Lay - PL 15-35)  | Investigative & Recovery Office - Conduct investigations on complaints of abuse and misuse of program benefits and refer for either Administrative Disqualification Hearings (ADH) process or prosecution, depending on the nature of the violation and amount involved.   |
|  | Social Security Act, Title IV-A; Food Stamp Act of 1977  | Bureau of Management Support - Conduct thorough QC reviews on randomly selected cases for program compliance with federal and local policies. Conduct Management Evaluation reviews on priority areas identified by the federal grantor on program operations and practices.   |

## FISCAL YEARS 2012 & 2013 EXECUTIVE BUDGET REQUEST PROGRAM LISTING

| Program  | Mandate   | Purpose   |
|--|---|---|
| <b><u>PUBLIC HEALTH &amp; SOCIAL SERVICES (Continued):</u></b>       |   |   |
|  | Social Security Act, Title IV-A                             | Public Assistance - To provide temporary cash and support assistance to needy families.   |
|  | Social Security Act, Title IV-A                             | TANF - To provide temporary cash assistance to needy families meeting the program eligibility requirements. Public Assistance Program - Cash Assistance (TANF) Bureau of Economic Security  |
|  | Social Security Act, Title IV-A                             | OAA, AB and APTD - To provide temporary cash assistance to individuals meeting the program eligibility requirements. Public Assistance Program - Cash Assistance (Adult Programs) Administered by the Bureau of Economic Security.  |
|  | Social Security Act, Title IV-A                             | General Assistance - To provide temporary cash assistance program serving as the ultimate safety net for low-income individuals that are not eligible for federal funded means tested programs. Public Assistance Program - Cash Assistance (General Assistance) Administered by the Bureau of Economic Security.   |
|  | Social Security Act, Title IV-A                             | Job Opportunities Basic Skills (J.O.B.S.) - To promote family preservation, personal responsibility and job opportunity.  |
|  | Food Stamp Act of 1977                                      | Supplemental Nutrition Assistance Program (SNAP) formerly known as Food Stamp Program - To provide monthly benefits to low income individuals or households to improve nutritional needs. Public Assistance Program - SNAP benefits. Administered by the Bureau of Economic Security  |
|  | Food Stamp Act of 1977                                      | Employment & Training Program - To implement a work program to assist unemployed Food Stamp recipients to seek employment.  |
|  | Social Security Act, Title XIX                              | Medicaid - To provide medical assistance to low income individuals and families.  |
|  | Balance Budget Act of 1997                                  | State Children Health Insurance Program (S.C.H.I.P.) - An expansion of the Medicaid program. To provide medical services to children under the Medicaid program.  |
|  | Medicare Modernization Act of 2003- Enhanced Allotment Plan | Enhanced Allotment Plan (EAP)- To provide prescription drug assistance to Medicaid clients with Medicare .  |
|  | P.L. 27-30  | Medically Indigent Program (M.I.P.) - To provide medical assistance to low income individuals and families who are residents of Guam.   |
|  | P.L. 19-24  | Catastrophic Illness Assistance Program (C.I.A.P.) - To provide medical assistance to families & individuals unable to afford the cost of medical treatment of a catastrophic illness.  |
|  | Title 10 GCA, Art.3,4, & 5                                  | Foster Care - To provide services to the homeless, and to victims of family violence and child abuse & neglect.   |
|  | Social Security Act, Title XX                               | Title XX - To investigate and intervene in cases of child abuse and neglect. To provide family preservation and support, foster care, adoption, child custody, child care licensing and family foster income and certification services.  |
|  | Social Security Act, Title VI-A, Section 418                | Child Care & Development Fund - To provide child care services to low income families.  |
| <b><u>MENTAL HEALTH &amp; SUBSTANCE ABUSE:</u></b><br>Administration | 10 GCA, Sect. 86101 ~ 86110;<br>P.L. 17-21, E.O. 08-25      | The provision of direction, management and operation of the department in areas of direction, administration, professional administrative support; and administrative support in financial management; research, planning & development; management information system; regulatory affairs; plant & facility management; personnel services; and last but not the least the implementation of mandated programs and services, which includes accountability and responsibility for departmental operations. |

**FISCAL YEARS 2012 & 2013 EXECUTIVE BUDGET REQUEST  
PROGRAM LISTING**

| Program   | Mandate   | Purpose   |
|---|---|---|
| <b><u>MENTAL HEALTH &amp; SUBSTANCE ABUSE (Continued):</u></b>                        |   |   |
| Clinical Program  | 10 GCA, Sect. 86101 ~ 86110; 10 GCA, Sect. 82201 ~ 82203; 82301.c; 82305.a,b,c,d; 82601.b,d,e; 82605; P.L. 17-21; P.L. 24-278; P.L. 25-141; P.L. 102-321; 45 CFR 96.124; 96.126 | The provision of a comprehensive community mental health and substance abuse programs and services to individuals suffering from mental illness, alcoholism and drug abuse such as the 24-hour Crisis Hotline, Day Treatment or Partial Hospitalization, Community Support & Case Management, Guma Ifil - Residential I Treatment Program, Outpatient Services including Intake, Emergency & Treatment, Drug & Alcohol Treatment and Prevention & Training.   |
| Child & Adolescent  | P.L. 17-21 and E.O. 94-03   | Addresses mental disorders which affect the youth population through the provision of the following services such as Outpatient Individual Counseling, Family Counseling, Play Therapy and Para'i Manhoben which essentially provides professional short-term, goal oriented counseling/therapy to children-adolescents and their families addressing psychological, emotional, and relationship problems including but not limited to depression, parent-child/family discord, physical and sexual abuse and other problems. |
| Nursing Program   | P.L. 17-21  | The development and implementation of acute nursing services for adults, children and adolescents who suffer from mental disorders, emotional stress, behavioral problems, and addictive behaviors through the provision of Emergency Intake, Psychiatry, an Adolescent/Children's Inpatient Unit as well as an Adult Inpatient Unit, a Medication Clinic, Pharmacy and Medication Management and lastly the Healing Hearts Crisis Center for Sexual Assault.   |
| <b><u>DEPT. OF INTEGRATED SERVICES FOR INDIVIDUALS WITH DISABILITIES (DISID):</u></b> |   |   |
| Independent Living Programs   | 17 GCA, Div. 5, Ch. 41; Ch.1 of Title VII of Rehab Act.   | Independent Living Services Program - The provision of services to individuals with significant disabilities to enable them to live independently in the community.   |
|   | Ch.2 of Title VII of the Rehabilitation Act of 1973, as amended   | Independent Living for the Older Blind - The provision of vision related services to individuals to individuals age 55 and above who are blind.   |
| Supported Employment Services Program   | Title IV-C of the Rehabilitation Act of 1973, as amended  | The provision of supported employment services such as job coaching services to individuals with the most significant disabilities so that they can be placed in a segregated competitive employment setting.   |
| Basic Support 110 Program   | P.L. 24-16 and U.S. P.L. 93-112, as amended E.O. 08-25  | To enable individuals with disabilities, especially individuals with significant disabilities, to obtain, secure, or maintain an employment outcome.  |
| Community Habilitation  | P.L. 24-16  | To assist qualified individuals with significant disabilities to live independently in the home and community; the provision of individualized training in self-help, daily living skills, and community integration.   |
| Respite Care Services   | P.L. 22-01  | To assist families and caregivers of an individual who has a disability, chronic or terminal illness by providing temporary, non-medical care for the individual.   |
| Comprehensive Case Management   | P.L. 24-16  | The comprehensive case management program is a social work program specifically designed for adults with mental retardation.  |
| Disability Verification   | P.L. 24-16 and the ADA  | Disability verification is pursuant to the authority of P.L. 24-16 and the ADA, to assist, protect and provide appropriate services and accommodations to individuals with disabilities.  |
| <b><u>TOURISM &amp; CULTURE</u></b>   |   |   |
| <b><u>CHAMORRO AFFAIRS:</u></b>   |   |   |
| Administration and Support  | 5 GCA, Ch. 87   | This program oversees, manages and provides administrative support to all programs under Chamorro Affairs. Responsibilities includes correspondence, reports, fiscal accounting, budget, personnel, procurement, legislation, loans and grants.   |



**FISCAL YEARS 2012 & 2013 EXECUTIVE BUDGET REQUEST  
PROGRAM LISTING**

| Program   | Mandate   | Purpose   |
|---|---|---|
| <b><u>CHAMORRO AFFAIRS (Continued):</u></b>                             |   |   |
| Historic Language Preservation  | 5 GCA, Ch. 87, Sect. 87104 (w)                  | To formulate and develop standards and procedural requirements with regard to the development, promotion, and preservation of the Chamorro language and culture with all relevant institutions and programs.  |
| Elementary/Intermediate Education                                       | 5 GCA, Ch. 87, Sect. 87104 (x)                  | To establish a joint appointment program with Guam colleges and universities in the teaching of the Chamorro language, culture and history; and further to establish reciprocal relationships with other institutions.  |
| Heritage Curriculum   | 5 GCA, Ch. 87, Sect. 87126(h)                   | To develop articulated curriculum and course text for mandated courses in Guam's schools and institutions of higher learning related to Guam's history, language, and culture; to conduct research, publish and produce multi-media and print materials relating to the Guam heritage.  |
| Geographical and Archaeological Validation                              | 5 GCA, Ch. 87, Sect. 87136                      | To promote increased understanding of Guam's geology, biota, prehistory, history and contemporary culture. Serves as the official repository and custodian of historical artifacts of Guam and to acquire, preserve, and make available for public viewing, artifacts and archival materials relating to the cultural, historical and natural heritage of Guam. Responsibilities include research on inventory and the dissemination of its results to the public, through exhibitions, publications, demonstrations, lectures or other public programs.  |
| Research Validation   | 5 GCA, Ch. 87, Sect. 87126(h)                   | To provide training, certifications, conferences, and seminars thus promoting increased understanding of the Chamorro heritage.   |
| Heritage Archival Collection  | 5 GCA, Ch. 87, Sect. 87130(a)                   | To provide for the preservation of all government publications including any printed or processed paper, books, periodicals, pamphlets or maps, originating in or printed with the imprint of, or at the expense and by the authority of the Government of Guam.  |
| Collective Historic Preservation  | 5 GCA, Ch. 87, Sect. 87130(c)                   | To foster research on the records in its inventory and shall disseminate the results of this and other research to the public through the media as public exhibitions, demonstrations, lectures, scholarly activities, television programs, publications, and other public programs contributing to and encouraging enlightenment.  |
| Cultural Authentication   | 5 GCA, Ch. 87, Sect. 87130(c)                   | To insure the retention and preservation of our documentary heritage and to acquire, preserve, and make available for public use, records relating to the cultural and documentary heritage of Guam.  |
| The Chamorro Village, "Y Sengsong Chamorro"                             | P.L. 28-68, 5 GCA Ch.87, Sect. 87103(a)(viii)   | To maintain day-to-day operations of the Chamorro Village to provide a market and foster an environment that promotes local products, native cultures and traditions of Guam. To market I Sengsong Chamorro, the Chamorro Village, as a tourist destination through the implementation of a comprehensive marketing plan and offer a support facility for general public use.   |
| Public Marketing Revolving Fund   | 5 GCA, Ch. 87, Sect. 87152                      | The Public Market Revolving Fund was created to deposit all funds collected from fees levied pursuant to §87152, Ch.87 of 5 GCA., and to be used exclusively for the administration, operation and maintenance of the "I Sengsong Chamorro", the Chamorro Village.  |
| Guam Museum   | 5 GCA Ch. 83 & 87; 21 GCA Ch.76, Section 76114  | The Guam Museum fosters an appreciation for Guam's cultural and natural heritage by promoting increased understanding of our island's geology, biota, prehistory and contemporary culture. The Museum serves as the official repository and custodian of historical artifacts and also acquires, preserves and makes available for public viewing, artifacts relating to the island's heritage. The Museum's other responsibilities include research on inventory and the dissemination of its results to the public through exhibitions, publications, demonstrations, lectures or other public programs.  |
| <b><u>GUAM COUNCIL ON THE ARTS &amp; HUMANITIES AGENCY (GCAHA):</u></b> |   |   |
| Partnership Agreement   | 5 GCA, Div. 8, Ch. 85; P.L. 16-122; P.L. 20-214 | This is GCAHA's general operation support program. The National Endowment for the Arts (NEA) provides funds on a dollar-for-dollar matching basis. Federal share must not exceed 50% of the total program costs. Funding is provided to assist the state arts agency in the development of programs for the encouragement of the arts and artisans. GCAHA programs and activities are divided into several categories which include the gallery program, performing arts, visual arts, arts in education, folk arts, humanities, media arts and special projects. With the exception of the Individual Artists' Fellowship all GCAHA grants have to be matched dollar for dollar.   |
| Arts in Education (AIE)   | 5 GCA, Div. 8, Ch. 85; P.L. 16-122; P.L. 20-214 | This program is a component of the Partnership Agreement which places artists in the schools and in the community for special innovative projects in arts education with the goal to make arts part of the basic education. The AIE program is designed to augment existing school curricula through a viable partnership with the Guam Public School System observing the processes that go into producing a work of art helps children gain a better understanding of and respect for the artists and their work. School residencies are designed to stimulate continuance of art activities after the visiting artist has left. Residencies also take place in diverse institutions such as hospitals, prisons, mental health and community centers. |

**FISCAL YEARS 2012 & 2013 EXECUTIVE BUDGET REQUEST  
PROGRAM LISTING**

| Program   | Mandate  | Purpose   |
|---|--|---|
| <b><u>GUAM COUNCIL ON THE ARTS &amp; HUMANITIES AGENCY (GCAHA) (Continued):</u></b> |  |   |
| Underserved Communities   | 5 GCA, Div. 8, Ch. 85; P.L. 16-122; P.L. 20-214  | This program is a component of the Partnership Agreement which provides support to foster the arts in rural, inner-city, and other underserved communities. Funds are used to support in the areas of local cultural development, folk & traditional arts, developing arts organizations, rural initiatives, arts programs for disadvantaged youth, presentation of great American works of art to new audiences, and other programs that extend the arts to underserved populations. An underserved community is one in which individuals lack access to arts programs due to geography, economic conditions, ethnic background, or disability.  |
| GCAHA Fellowship Program  | 5 GCA, Div. 8, Ch. 85; P.L. 16-122; P.L. 20-214  | This program seeks to recognize and encourage the creative development of emerging and professional artists by enabling them to set aside time to pursue their work. A limited number of unmatched Fellowships up to a maximum amount of \$3,000 for creative artisans are available for dance, folk and traditional arts, media arts, music, theater, visual arts and arts administration.   |
| Percent for the Arts Program  | 5 GCA, Div. 8, Ch. 85; P.L. 16-122; P.L. 20-214  | Established by P.L. 20-27, this program was designed to foster culture and the arts and the necessity for the development of local artists. The law mandates that at least one percent (1%) of appropriations for capital expenditures for public buildings and in any buildings intended for use of the general public to the extent that the construction or improvement of such non-public buildings is supported by either Government of Guam funds through tax abatements, rebates, loans, loan guarantees or bond financing or by federal funds administered by the Government of Guam, unless restricted by the federal government. As the enforcing agency of the law, CAHA is charged with ensuring that full compliance of the law is adhered to. |
| Guam (Territorial) Band Society (GTBS)  | 5 GCA, Div. 8, Ch. 85; P.L. 16-122; P.L. 20-214  | A non-profit organization governed by its board, local funds have been provided in support of this organization to provide the community; Government of Guam; and its agencies with quality music for official functions, ceremonies, special events and parades. This program provides an opportunity for musicians to improve their individual skills and to better the overall musical quality of the band. The GTBS consists of a 45 piece band and a 28 member chorale group. Local funds are used towards the stipends of the band and chorale.   |
| Guam Art Bank   | 5 GCA, Div. 8, Ch. 85; P.L. 16-122; P.L. 20-214  | The Guam Art Bank was initiated in March 1981 as a pilot program under GCAHA. In fulfillment of one of GCAHA's major goals, the Art Bank was established to promote increased creativity and aspiration towards artistic excellence. It assists local artists by purchasing and exhibiting their work in government offices for the enjoyment of the people of Guam. The program has been in existence for seventeen years and numerous government offices have participated in exhibiting the Guam Art Bank collection consisting of approximately 400 quality art pieces in various mediums such as watercolors, oils, batiks, woodcarvings, ceramics, photographs, and other 2-D and 3-D artwork.  |
| <b><u>LABOR</u></b>   |  |   |
| <b><u>LABOR:</u></b><br>Administration and Support                                  | 22 GCA, Div. 1; 17 GCA Sect. 40103; 5 GCA Sect. 3112; P.L. 9-238; E.O. 83-10; E.O. 02-14; E.O. 03-16 | Director's Office & Fiscal Support. Provides executive direction, administrative and financial support necessary for the effective implementation of Dept. of Labor's programs.   |
| Guam Occupational Safety and Health   | Title 10, GCA, Ch.87   | Ensure that all GovGuam departments/agencies furnish their employees safe workplaces and healthful working conditions free from recognized hazards that are causing or are likely to cause death or serious physical harm.  |
| Wage & Hour   | Title 22, Ch.3 of the GCA; Title 19 GCA, Ch.11   | To protect workers against unpaid hours worked whether they are aliens, U.S. citizens, persons with disability, trainees or minors.   |
| Fair Employment Practice  | P.L. 9-254; Ch.II of Title LX; P.L. 15-17; Ch.IV of Title XLII; P.L. 17-45                           | Promote equal employment opportunities.   |

**FISCAL YEARS 2012 & 2013 EXECUTIVE BUDGET REQUEST  
PROGRAM LISTING**

| Program   | Mandate  | Purpose  |
|---|--|--|
| <b>LABOR (Continued):</b><br>Worker's Compensation Commission | Title 22 GCA, Title XXXIII:<br>Ch. 1 as amended by P.L. 16-1,<br>19-35, 20-220, and 25-03;<br>§9144 of Title 22 GCA  | Administer the Guam Worker's Compensation Law. Ensure payment of worker's compensation for claims by employees of the Government of Guam from the Worker's Compensation Fund. Compensation shall be payable in case of disability or death of an employee, but only if the disability or death results from an injury sustained while engaged in industrial employment or public employment. |
| Alien Labor Processing and Certification                      | Federal Register Vol.49, No.76<br>and Vol. 50, No.3; 8 CFR<br>214.2(h), GAR Title 17, Ch. 7<br>20 CFR Part 656; TAG No.<br>656; GALS No. 15-95, No. 1-<br>97, Change 1; and Field Memo<br>No. 2-01 | Administers the activities of the Temporary and Permanent Labor Certification Program. Conduct surveillance and enforcement operations within the Alien Labor Processing and Certification Division and other divisions at the Dept. of Labor with similar tasks.  |
| Bureau of Labor and Statistics                                | Sect. 48050 ~ 48066 Gov't.<br>Code of Guam/P.L. 9-238/E.O.<br>83-10  | Responsible for the collection, analysis, interpretation and dissemination on the civilian non-institutional population, manpower characteristics of the people of Guam, including, but not limited to, employment, unemployment, and other demographic (personal and economic) data.  |
|   | Sect. 7(c)(1) of the Occup.<br>Safety & Health Act of 1970<br>(P.L. 91-596); P.L. 25-164;<br>CFDA 17.500   | OSHA Compliance Matching (50:50): Supplement the compliance efforts of the Occupational Safety and Health Administration (OSHA) to improve the safety and health of employees in the private sector.   |
| Bureau of Labor and Statistics                                | Sect. 24, Occupational Safety<br>and Health Act of 1970; P.L. 25-<br>164; CFDA 17.005  | BLS/OSHS Matching (50:50): Survey private and public industries at random on work related deaths, injuries and illnesses in the Island of Guam.  |
|   | Wagner-Peyser Act of 1933, as<br>amended by P.L. 97-300, the<br>Job Training Partnership Act   | One-Stop LMI Core Products and Services: Supplement, improve, and expand existing labor market information.  |
|   | Wagner-Peyser Act of 1933, as<br>amended by P.L. 97-300, the<br>Job Training Partnership Act   | One-Stop OES Survey: To conduct the Occupational Employment Statistics (OES) Survey.   |
|   | Sect. 24, Occupational Safety<br>and Health Act of 1970  | Labor Market Information (Workforce Information): Collect and publish employment information and wage by occupation and industry.  |
|   | E.O. 83-010 and 8 CFR Part<br>214  | Prevailing Wage Determination: Survey establishments in the private sector, the local and federal governments for occupational wage data in order to establish prevailing wage rates.  |
|   | P.L. 18-48 as amended by P.L.<br>20-221, 23-106, 25-03, and 25-<br>123, as amended by P.L. 29-02-<br>03  | Manpower Development Fund (Registration Fees): Provide \$100,000 annually for the Quarterly production of the "Unemployment Situation on Guam" and to cover administrative and operational expenditures deemed necessary by DOL Director.  |
| On-Site Consultation  | Occupational Safety and Health<br>Act of 1970  | Provide consultative services, including training and education, at no cost, to private sector employers on Guam, particularly those with small businesses and with high hazard workplaces.  |

**FISCAL YEARS 2012 & 2013 EXECUTIVE BUDGET REQUEST  
PROGRAM LISTING**

| Program   | Mandate   | Purpose  |
|---|---|--|
| <b><u>LABOR (Continued):</u></b>                            |   |  |
| Guam Employment Service                                     | Wagner-Peyser Act of 1933, as amended by P.L. 97-300, the Job Training Partnership Act; Sect. 7(b) of the Wagner-Peyser Act, as amended | Provide free labor exchange services to employers seeking workers and individuals seeking work; Increase and improve the quality of services to targeted groups with employment barriers.  |
| Senior Community Service Employment (SCSEP)                 | Title V of the Older Americans Act of 1965, as amended  | Provide subsidized, part-time opportunities in community employment for low-income persons, aged 55 and above.   |
| One Stop Career Center                                      | Wagner-Peyser Act of 1933, as amended by P.L. 97-300, the Job Training Partnership Act  | Develop the infrastructure for an integrated network of services (employment, training, education, public health and others), focusing on customer accessibility and choice.   |
| Bureau of Women's Affairs                                   | 5 GCA Article 8; P.L. No. 21-23; E.O. 2009-04   | To formulate policies to eliminate gender discrimination throughout the Government of Guam and the private sector and to closely monitor issues and legislation relating to gender discrimination and gender inequities in current laws, and to advise the I Maga'lahaen Guahan and I Liheslaturan Guahan of issues on such discrimination along with proposed recommendations for action. Pursuant to E.O. 2009-04, the Bureau of Women's Affairs is under the Administrative Supervision of the Department of Labor.                                       |
| <b><u>AGENCY FOR HUMAN RESOURCES &amp; DEVELOPMENT:</u></b> |   |  |
| Workforce Investment Act of 1998 (WIA) Programs             | 5 GCA Sect.3120; 19 GCA Sect. 22101 ~ 22113; U.S. P.L. 105-220  | The Agency for Human Resources Development administers the Workforce Investment Act of 1998. The intent of the Act is to provide training programs for eligible WIA adult, youth and dislocated workers. The outcome of these programs is to increase the employment, retention, and earnings of participants, and increase occupational skill attainment by participants, reduce welfare dependency, and as a result, improve the quality of the workforce, and enhance the productivity and competitiveness of the Nation.                                 |
| Welfare-to-Work (WtW) Program                               | 5 GCA Sect. 3120; 19 GCA Sect. 22101 ~ 22113  | The Agency for Human Resources Development administers the Balance Budget Act of 1997, Section 5001, Social Security Act, as amended by Section 403(a)(5)(A)(ii), the intent of this act is to provide Temporary Assistance for Needy Families (TANF) opportunities to make the transition from welfare assistance to acquire job readiness skills and work ethics to attain long-term unsubsidized employment through job placement, job development, on the job training, work experience, support services to achieve job retention and self-sufficiency. |
| <b><u>SERVE GUAM COMMISSION:</u></b>                        |   |  |
| AmeriCorps Grant Program                                    | National and Community Service Act of 1990, as amended.; 42 U.S.C. §12501 et seq.; CFDA No. 94.006; E.O. 2005-22                        | Pursuant to executive order, Serve Guam Commission is housed and supervised by the Department of Labor. It is mandated to carry out the National Community Service Program in Guam, providing opportunities for Americans to serve full-time and part-time, , as volunteers or stipend participants performing services to our island community. In exchange for a year of service, AmeriCorps members earn educational awards which can help pay back student loans or to finance college, graduate program, or vocational training.                        |
| <b><u>GUAM CONTRACTORS LICENSE BOARD:</u></b>               |   |  |
| Administration and Support                                  | 21 GCA, Sect. 70101-70123; P.L.14-51  | To oversee, manage and provide administrative support to all programs under the purview of Contractor's License Board. Responsibilities includes correspondence, reports, fiscal accounting, budget, personnel, procurement, and legislation.  |
| Licensing   | 21 GCA, Sect. 70101-70123; P.L.14-51  | To assist applicants with the preparation of the Contractors License; accept applications and collect all license fees, including late fees, as well as any penalties or fines assessed by the Contractors License Board. Responsible for keeping on file pertinent information, including license status, on each licensed contractor, and to provide the information to the general public upon request.   |
| Investigation   | 21 GCA, Sect. 70101-70123; P.L.14-51  | To receive, log and respond to consumer complaints against contractors, both licensed and unlicensed. To conduct site visits to determine the validity of complaint, schedule interviews with both complainant and contractor, and help both parties work together to resolve differences to the mutual satisfaction of both parties. To conduct visits of jobsites chosen at random to determine that all contractors working on the project are properly licensed for the type of work being done.   |

**FISCAL YEARS 2012 & 2013 EXECUTIVE BUDGET REQUEST  
PROGRAM LISTING**

| Program  | Mandate   | Purpose   |
|--|---|---|
| <b><u>BOARD OF REGISTRATION FOR PROFESSIONAL ENGINEERS, ARCHITECTS &amp; LAND SURVEYORS (PEALS BOARD):</u></b> |   |   |
| Administration and Support   | 22 GCA, Div. 3, Ch. 32; P.L. 30-35  | To provide administrative support to all programs based on regulations governing the practice of engineering, architecture, surveying and landscape architecture under the purview of the PEALS Board. Responsibilities includes administration of professional examinations, interpretation and execution of the practice act, correspondence, reports, fiscal accounting, budget, personnel, procurement, and legislation.  |
| Enforcement  | 22 GCA, Div. 3, Ch. 32; P.L. 30-35  | To enforce the provisions of the Professional Engineers, Architects and Land Surveyors Law by issuing citations and fining individuals and business firms engaged in the unlawful practice of engineering, architecture, landscape architecture and land surveying. Enforcing the laws, codes and standards governing engineering, architectural, landscape architectural and land surveying practice in a fair, expeditious and uniform manner.  |
| Regulatory   | 22 GCA, Div. 3, Ch. 32; P.L. 30-35  | To regulate the practice of engineering, architecture, landscape architecture and land surveying in order to safeguard health, safety and promote public welfare. To provide proper registration of qualified individuals and business firms wishing to practice engineering, architecture, landscape architecture and land surveying; to review and act on applications submitted based on established requirements for each class of registration. To provide for examinations to qualified applicants for engineering, architecture, landscape architecture and land surveying registration.                                   |
| <b><u>REVENUE &amp; TAXATION</u></b>   |   |   |
| <b><u>REVENUE &amp; TAXATION:</u></b>  |   |   |
| Director's Office/Executive Direction  | 11 GCA; P.L. 17-4, E.O. 83-015  | Provides direction in terms of program coordination, policy development, budgetary preparation, administrative support services and the automation of the department's data processing needs.   |
| Tax Enforcement  | 11 GCA; P.L. 17-4, E.O. 83-015  | Enforce the provisions of the Guam Territorial Income Tax Laws, business privilege tax and other taxes designated for assessment, collection and enforcement.   |
| Real Property Tax  | 11 GCA; P.L. 17-4, E.O. 83-015  | Administration and enforcement of the Property Tax Laws and the collection of taxes thereof.  |
| Taxpayer Services  | 11 GCA; P.L. 17-4, E.O. 83-015  | Responsible for the administration of the tax laws of Guam which include the Guam Territorial Income Tax, Business Privilege Tax, Use Tax and other taxes designated for assessment, collections and enforcement.   |
| Regulatory   | 11 GCA; P.L. 17-4, E.O. 83-015; P.L. 26-114; P.L. 27-29                                 | Responsible for regulating and enforcing the insurance, banking, savings and loan, uniform consumer credit code, uniform commercial code, real estate brokers and real estate appraisal law. It also ensures regulation and enforcement of the business license law, the alcoholic beverage control law, the cockpit law, the weights & measure law, the registration of amusement devices and the rules and regulations of the Guam Greyhound Raceway Park. In addition, this program is responsible for the monitoring and sale of petroleum products to consumers due to thermo-expansion caused by ambient heat temperatures. |
| Motor Vehicle  | Title 16 GCA and the Federal Motor Carrier Safety Regulations                           | Responsible for the administration and enforcement of the Vehicle Code of Guam.   |
| Alcohol Beverage Control Board   | 11 GCA §3500  | Responsible to license the importation, manufacture and sale of alcoholic beverages and to suspend, revoke or reinstate such licenses.  |
| Cockpit License Board  | 22 GCA §39101   | Responsible for the issuance of cockpit licenses for both Balentia and Amara cockpits.  |
| Board of Equalization  | 11 GCA §24501   | Responsible for certifying Real Property Tax Roll assessment and the assessment reduction.  |
| Banking Board  | 11 GCA §103102  | Regulate banks and finance companies, to promote financial solvency of financial institution and to protect depositors.   |
| Motor Carrier Safety Assistance (MCSAP)  | FMCSR (49 CFR Parts 390-399) and the FHMR (49 CFR Parts 107, 171-173, 177, 178 and 180) | Enforcement of the State's commercial motor carrier and hazardous materials safety rules and regulations.   |

**FISCAL YEARS 2012 & 2013 EXECUTIVE BUDGET REQUEST  
PROGRAM LISTING**

| Program   | Mandate  | Purpose  |
|---|--|--|
| <b><u>REVENUE &amp; TAXATION (Continued):</u></b>           |  |  |
| Guam Passport Office  | Organic Act of Guam; Ch. 1 of 5 GCA; P.L. 27-05                | The Guam Passport Office is responsible for accepting, examining, executing United States passport applications and releasing United States Passports upon the completion and processing from the Honolulu and Washington D.C. office. The Office services civilians as well as military personnel and their dependents, tourists, Official and Diplomatic No-Fee passports.   |
| Guam Product Seal Certificate Program                       | 5 GCA Ch.70 Article 2; 4 GAR Ch.1 Article 2; E.O. 2002-14      | Certificates or permits are issued and renewed annually by the agency to local manufacturers of <i>Guam-made</i> products for the purpose of encouraging local manufacturing / enterprise.   |
| Guam Trademarks, Patents and Copyrights Certificate Program | 5 GCA Ch.20 Article 4; E.O. 2002-14                            | Certificates of registration are issued and renewed every five (5) years for any print, label, trademark, service mark or trade name created or used in Guam business, industry, and commerce for the purpose of encouraging prosperous development and operations of the legitimate interest and welfare of intellectual property in Guam.  |
| <b><u>EDUCATION</u></b>                                     |  |  |
| <b><u>GUAM DEPARTMENT OF EDUCATION:</u></b>                 |  |  |
| Administration and Support                                  | 11 GCA, Div. 2, Ch.52; 17 GCA, Div. 2, Ch. 3 ~ 13, P.L. 30-183 | Superintendent's Office: To provide guidance and leadership for the Guam public schools in overall management, supervision, and evaluation of program effectiveness in relation to student achievement; provide administrative support to all programs under the purview of the Department of Education. Responsibilities includes school correspondence, policies, reports, fiscal accounting, budget, personnel, maintenance, procurement, inventory, grants and legislation.    |
| Administration and Support                                  | 11 GCA, Div. 2, Ch.52; 17 GCA, Div. 2, Ch. 3 ~ 13              | Financial Affairs: To provide financial related administrative guidance in terms of Revenue, Federal Grants, Letter of Credit, and budget; prepare daily deposits for all cash collections; provide procurement of contractual services, supplies, materials, equipment, capital improvement projects (construction and renovation) and inventory, management control and warehousing; provide services to all DOE schools, private schools, and the Child and Adult Care Program. |
|   | 11 GCA, Div. 2, Ch.52; 17 GCA, Div. 2, Ch. 3 ~ 13              | Chamorro Studies: To provide Guam's indigenous Chamorro language and culture instructions to all students in the elementary, middle and secondary schools  |
|   | 11 GCA, Div. 2, Ch.52; 17 GCA, Div. 2, Ch. 3 ~ 13              | Curriculum & Instruction: To develop and implement long-term plans for continuous improvement, especially in content and performance standards, curriculum guides; develop curriculum processes, schedules and mechanisms that will ensure continuous improvement of the curriculum.   |
|   | 11 GCA, Div. 2, Ch.52; 17 GCA, Div. 2, Ch. 3 ~ 13              | Facilities and Maintenance Division: To provide facility and ground maintenance to all DOE public schools and buildings including all repairs, upgrade, and modification to the building and its contents according to applicable areas such as carpentry, electrical, plumbing, refrigeration, audiovisual, locksmith, and general maintenance.   |
|   | 11 GCA, Div. 2, Ch.52; 17 GCA, Div. 2, Ch. 3 ~ 13              | Information Systems: To develop strategic plans related to the management and implementation of information systems, management of information technologies, establishment of operational and functional policies and procedures related to information systems, and conduct systems analysis and software application management for the department.  |
|   | 11 GCA, Div. 2, Ch.52; 17 GCA, Div. 2, Ch. 3 ~ 13              | Learning Resource Center: To provide support to public and private schools, Department of Education Central Office Personnel, and other government agencies, with certain instructional resources and services.  |
|   | 11 GCA, Div. 2, Ch.52; 17 GCA, Div. 2, Ch. 3 ~ 13              | Human Resources: To provide administration and supervision of employees; negotiate contract agreements between DOE and teachers; ensure equal employment opportunity; develop and maintain employee records; ensure drug-free workplace; provide for employee processing and recruitment of teachers.  |
|   | 11 GCA, Div. 2, Ch.52; 17 GCA, Div. 2, Ch. 3 ~ 13              | Research, Planning and Evaluation Division: To provide educators, policy makers, and other stakeholders within the community of Guam and the mainland United States, quantitative and qualitative that are essential to developing effective instructional and organizational planning; develop strategies for coordinating planning activities that involve both educators and community members.   |
| Vocational Technical Education                              | 11 GCA, Div. 2, Ch.52; 17 GCA, Div. 2, Ch. 3 ~ 13              | To develop new and revised vocational technical curriculum aimed at developing the intellectual skills students will need in the workplace; develop written comprehensive career guidance program K-12 including outreach and placement components that are articulated for transition.  |

**FISCAL YEARS 2012 & 2013 EXECUTIVE BUDGET REQUEST  
PROGRAM LISTING**

| Program   | Mandate  | Purpose   |
|---|--|---|
| <b><u>GUAM DEPARTMENT OF EDUCATION (Continued):</u></b> |  |   |
|   | Carl D. Perkins Vocational and Technical Education Act of 1998, Title I; Workforce Investment Act, Sect. 503. CFDA 84.048                      | Pacific Resources for Education and Learning: To develop more fully the academic, vocational, and technical skills of secondary and postsecondary students who elect to enroll in vocational and technical programs.  |
| Head Start  | 11 GCA, Div. 2, Ch.52; 17 GCA, Div. 2, Ch. 3 ~ 13  | To provide a learning environment for preschool children and arrange for comprehensive services for their families in collaboration with schools and the community.   |
|   | Community Opportunities, Accountability, Training, and Educational Services Act of 1998, Title I, Sect. 101-119, P.L. 105-285. CFDA 93.600     | USDHHS Head Start Grant: To promote school readiness by enhancing the social and cognitive development of low-income children, including children on federally recognized reservations and children of migratory farm workers, through the provision of comprehensive health, educational, nutritional, social and other services; and to involve parents in their children's learning and to help parents make progress toward their educational, literacy and employment goals. Head Start also emphasizes the significant involvement of parents in the administration of their local Head Start programs. |
| Special Education                                       | 11 GCA, Div. 2, Ch.52; 17 GCA, Div. 2, Ch. 3 ~ 13  | To provide a learning environment and activities for students with disabilities as well as comprehensive services for their families in collaboration with schools and the community.   |
|   | Individuals with Disabilities Education Act (IDEA), Part C, as amended, 20 U.S.C. 1471-1485. CFDA 84.181                                       | USDOE Infants & Toddlers w/ Disabilities Grant, Part C: To assist each State/territories to develop and implement a Statewide, comprehensive, coordinated, multidisciplinary, interagency system to provide early intervention services for infants and toddlers with disabilities, and their families.   |
|   | Individuals with Disabilities Education Act (IDEA), Part B, Sect. 611, and Part D, Sect. 674 as amended, 20 U.S.C. 1411 and 1420. CFDA 84.027A | USDOE Education Act Grants, Part B: To provide grants to States/territories to assist them in providing a free appropriate public education to all children with disabilities.  |
| Federal Programs  | Elementary and Secondary Education Act of 1965, Title V, Part A, as amended, 20 U.S.C. 7301-7373. CFDA 84.298                                  | USDOE Consolidated Grant: To assist State and local educational agencies in the reform of elementary and secondary education.   |
|   | Higher Education Act of 1965, Title IV, Part A, Subpart 6, as amended, 20 U.S.C. 1070d-31-1070d-41. CFDA 84-185                                | Bryd Honors Scholarship: To provide scholarships to support postsecondary education to outstanding high school seniors who show promise of continued academic achievement in an effort to recognize and promote student excellence and achievement.   |
|   | Public Health Service Act, Section 301(a) and 311 (b) (c), as amended; 42 U.S.C. 241 (a), as amended; 42 U.S.C. 243 (b). CFDA 93.938           | USDHHS Comprehensive School Health Programs: To support the development and implementation of effective health education for human immunodeficiency virus (HIV) and other important health problems for school-age populations (elementary through college-age youth, parents, and relevant school, health, and education personnel).   |
|   | Consolidated Farm and Rural Development Act, as amended, Sect. 306, P.L.92-419, 7 U.S.C. 1926. CFDA 10.766                                     | USDOA Community Facilities Grant: To construct, enlarge, extend, or otherwise improve community facilities providing essential services to rural residents.   |

**FISCAL YEARS 2012 & 2013 EXECUTIVE BUDGET REQUEST  
PROGRAM LISTING**

| Program  | Mandate  | Purpose  |
|--|--|--|
| <b><u>GUAM DEPARTMENT OF EDUCATION (Continued):</u></b>              |  |  |
| Elementary/Secondary Education                                       | 11 GCA, Div. 2, Ch.52; 17 GCA, Div. 2, Ch. 3 ~ 13  | To provide necessary supervision, support and instructions to students attending DOE elementary, middle and high schools in order to insure a healthy, safe environment where the primary roles of the schools which is to teach and learn can take place.   |
| Elementary/Secondary Education                                       | Elementary and Secondary Education Act of 1965, as amended, Title I, Part A, Sect. 1121 (b) (c), 20 U.S.C. 6331. CFDA 84.256 | Freely Associated States Education Grant: To support activities consistent with the purposes of the Elementary and Secondary Education Act, including teacher training, curriculum development, instructional materials, general school improvement, and school wide reform.   |
|  | National and Community Service Act of 1990, as amended. CFDA 94.004  | Learn and Serve America School: To encourage elementary and secondary schools and community-based agencies to create, develop, and offer service-learning opportunities for school-age youth; educate teachers about service-learning and incorporate service-learning opportunities into classrooms to enhance academic learning; coordinate adult volunteers in schools; and introduce young people to a broad range of careers and encourage them to pursue further education and training.   |
|  | Elementary and Secondary Education Act of 1965, as amended, Title I, Part B, Subpart 4. P.L.107-110. CFDA 84.364             | Literacy & School Libraries: To provide students with increased access to up-to- date school library materials, a well-equipped technologically advanced school library media center, and well-trained, professionally certified school library media specialists to improve literacy skills and achievement of students.  |
|  | Elementary and Secondary Education Act of 1965, as amended, Title II, Part B. CFDA 84.366B                                   | Mathematics & Science: To improve the academic achievement of students in mathematics and science through projects that support partnerships of organizations representing preschool through higher education. These projects will promote strong teaching skills for elementary and secondary school teachers and integrate teaching methods based on scientifically based research and technology into the curriculum.   |
|  | Elementary and Secondary Education Act of 1965; Title V, Part D, as amended. CFDA 84.215L                                    | Smaller Learning Communities: To conduct nationally significant programs to improve the quality of education, assist all students to meet challenging State content standards, and contribute to the achievement of elementary and secondary students.   |
|  | Elementary and Secondary Education Act, as amended, Title I, Part G. CFDA 84.330A  | Advance Placement: To increase access to advance placement classes and tests for low-income students and to cover part or all of the cost of test fees for low-income students enrolled in advanced placement courses.   |
|  | Elementary and Secondary Education Act of 1965, as amended, Title IV, Part B. CFDA 84.287B                                   | After School Learning Centers: To create community learning centers that provide academic enrichment opportunities for children, particularly students who attend high-poverty and low-performing schools. The program helps students meet state and local student standards in core academic subjects, such as reading and math; offers students a broad array of enrichment activities that can complement their regular academic programs; and offers literacy and other educational services to the families of participating children.                                      |
| Guam Education Board (GEB)   | 11 GCA, Div. 2, Ch.52; 17 GCA, Div. 2, Ch. 3 ~ 13, P.L. 30-183   | The Guam Education Board shall have general supervision over the Department of Education and the control and direction of all funds of, and appropriated to, the Department subject to such restrictions as may be prescribed by law.  |
| Guam Department of Education Financial Supervisory Commission (EFSC) | 11 GCA, Div. 2, Ch.52; 17 GCA, Div. 2, Ch. 3 ~ 13, P.L. 30-164   | Created as an independent body to assist the GDOE and the Guam Education Policy Board (GEPB) with the task of monitoring and managing all public education financial resources. EFSC's primary role is to monitor the financial health of the GDOE by developing and supervising a financial status designation of GDOE finances. The main purpose of EFSC is to identify in advance any signs of financial distress that may put the operations of the public school system in danger of operational deficits and to advise the GDOE and GEPB to implement corrective measures. |



**FISCAL YEARS 2012 & 2013 EXECUTIVE BUDGET REQUEST  
PROGRAM LISTING**

| Program   | Mandate   | Purpose   |
|---|---|---|
| <b><u>OFFICE OF THE ADEQUATE EDUCATION SURUHANU (OMBUDSMAN):</u></b>                    | 17 GCA, Div. 2, Ch. 11 §<br>11100 ~ 11113, P.L. 29-41, P.L.<br>30-196 | Established as an entity of the Office of the Attorney General of Guam and is operationally independent from I Maga'Lahen Guåhan, I Liheslaturan Guåhan, the Department of Education (DOE) and the Guam Education Board. This Office of the Adequate Education Suruhanu is mandated to investigate complaints made by residents of Guam concerning the fourteen (14) points set forth under Public Law 28-45 (Every Child is Entitled to an Adequate Public Education Act.  |
| <b><u>GUAM COMMISSION FOR EDUCATOR CERTIFICATION:</u></b><br>Administration and Support | 17 GCA, Div. 3, Ch. 27 §<br>27000 ~ 27026 (PL 29-73)                  | An external entity that is separate and apart from the entities that employ educators, this Commission was established to provide a rigorous system of certification, professional standards, professional development, and evaluation designed to support improved student achievement, to improve the quality of the Guam educator workforce, and to improve student performance. It shall ensure that all candidates for certification or renewal of certification demonstrate the knowledge and skills necessary to improve the performance of Guam's diverse student population. The Board Commission is empowered to regulate and oversee all aspects of the certification, continuing education, and standards of conduct of public school educators.  |
| <b><u>PBS GUAM:</u></b><br>Production Services  | 12 GCA, Div. 1, Ch. 3;<br>P.L. 21-90                                  | Produce and create promotions, underwriting spots, public service announcements, fillers, and local programs to enhance national and local programming that educates and informs the Guam Community. To provide unsolicited production services to serve either businesses, government agencies, or private citizens. Using modern technology of the new non-linear digital editing system & software such as Final Cut 4.  |
| Engineering Services  | 12 GCA, Div. 1, Ch. 3;<br>P.L. 21-90                                  | The Engineering Department consists of the Master Control Operations whose responsibility is to oversee the technical operations of the station from broadcasting television programs on its hours of operation and the daily functions and use of television equipment and its maintenance. All regulatory requirements are subject to "Title 47CFR(Code of Federal Regulations) part 73" applicable to non-commercial educational television stations. Presently in the process of a digital transition in the broadcasting transmission of the station Ch 12 transmission signal, this involves replacement of television transmitter from analog to digital, also the relocation of existing transmitting site to a higher elevation for better coverage and signal reception with respect to viewership. The purchase of digital television production equipment to meet the needs of the analog to digital transition age in the television broadcasting industry. The establishment of satellite reception for "real-time" and "non-real-time" PBS Television programs for broadcasting. |
| Programming Services  | 12 GCA, Div. 1, Ch. 3;<br>P.L. 21-90                                  | Commitment to serving the public interest by providing the people of Guam with quality Public Broadcasting Service educational and cultural programming that will not only offer important information about the world around us but also educate and entertain, inform and inspire, and be free and accessible to everyone. The use of the new technology Public Broadcasting Service (PBS) Next Generation Interconnection System (NGIS) will be the new digital delivery vehicle for programs to viewers.  |
| Educational Outreach Program  | 12 GCA, Div. 1, Ch. 3;<br>P.L. 21-90                                  | The Educational Outreach service is an area of KGTF's Development Department that provides an array of invaluable public television opportunities, support and resources from its programming to the community we serve. Educational resources are accessible to all levels, Elementary to Graduate-level communities. The primary goal of our Educational Outreach programs is to enhance the interest in science, literature, math, engineering and technology. By partnering with the education community, local businesses and our government, KGTF will help with the improvement of educational opportunities for all students on our island.   |
| Volunteer & Internship Program  | 12 GCA, Div. 1, Ch. 3;<br>P.L. 21-90                                  | The KGTF Volunteer and Internship Program is a service offered by the station to provide community members the opportunity to become knowledgeable with public television broadcasting and offer additional staff support to current and future station events. The program encourages participating volunteers to examine and experience hands on opportunities with various station activities to promote and gain an understanding of how the station operates in every department. KGTF is also able to assist student volunteers with the need to complete undergraduate and postgraduate credits. Additionally, KGTF accepts volunteers of all ages and backgrounds. KGTF assures that volunteers receive the best experience and knowledge of our daily activities and special events.   |
| <b><u>GUAM PUBLIC LIBRARY:</u></b><br>Administration and Support                        | 5 GCA, Div. 8, Ch. 80   | To provide guidance and leadership in the administration of Guam Public Library System; provide administrative support to all programs under the purview of the Department. Responsibilities includes correspondence, policies, reports, fiscal accounting, budget, personnel, maintenance, procurement, inventory, grants and legislation.   |

**FISCAL YEARS 2012 & 2013 EXECUTIVE BUDGET REQUEST  
PROGRAM LISTING**

| Program  | Mandate                                    | Purpose   |
|--|--|---|
| <b><u>GUAM PUBLIC LIBRARY (Continued):</u></b> |  |   |
| Bookmobile                                     | 5 GCA, Div. 8, Ch. 80                      | Extend library resources into the community to assist individuals and groups with special needs.  |
| Literacy Program                               | 5 GCA, Div. 8, Ch. 80                      | To promote literacy, and learning activities and foster a willingness to learn. Activities include those suggested by the American Library Association, Public Library Association and Guam Department of Education Workplace Literacy Program at the centralized location and available branch library resources.  |
| Circulation Service Program                    | 5 GCA, Div. 8, Ch. 80                      | To provide the circulation of library resource material to the public, through library system procedures, and to extend resources into the community through branch libraries, or other island libraries.   |
| Reference Service Program                      | 5 GCA, Div. 8, Ch. 80                      | To provide reference services of library resource material, inclusive of government documents, through library cataloging and storage system procedures, and utilizing technology to deliver information more quickly and efficiently.  |
| Blind and Physically Handicapped Service       | 5 GCA, Div. 8, Ch. 80                      | To provide library resource material to the blind, physically handicapped and the institutionalized.  |
| Collection Development Program                 | 5 GCA, Div. 8, Ch. 80                      | To provide a comprehensive collection of informational, educational, and recreational library resource material, based on the library needs of the people of Guam.  |
| Network and Information System Support         | 5 GCA, Div. 8, Ch. 80                      | To provide and maintain the local are networks (LANS) in the main library and (5) branches; maintains a CD/DVD Server; image creation, caching and providing access to users on the network.  |
| <b><u>UNIVERSITY OF GUAM:</u></b>              |  |   |
| Administration & Support                       | 17 GCA; Div. 3, Ch. 15 ~ 25;<br>P.L. 19-40 | Board of Regents: The University of Guam is an accredited, regional, Land Grant institution dedicated to the search for and dissemination of knowledge, wisdom and truth. The University exists to serve its learners and the communities of Guam, Micronesia, and the neighboring regions of the Pacific and Asia. The University of Guam shall experiment and pioneer in new approaches to human situations responding to existing needs of the people and the islands of the Western Pacific and shall help formulate public policies through the freedom and flexibility to be innovative in its three-fold objective of teaching, research and service.  |
|  | 17 GCA; Div. 3, Ch. 15 ~ 25;<br>P.L. 19-40 | Office of the President: To oversee the mission of the University of Guam, which is to provide higher education programs for the people of Guam and the Western Pacific island communities. To ensure that high level of academic quality, accreditation of undergraduate, graduate, general and professional degree programs by the appropriate regional and specialized association are sought and maintained.  |
| Administration & Support                       | 17 GCA; Div. 3, Ch. 15 ~ 25;<br>P.L. 19-40 | Administration & Finance: Provides facility management and support to the University of Guam. Provides accounting management and financial services for Government of Guam appropriated funds, UOG generated funds, federal funds, student billings and collection services, collecting money from students and financial aid recipients with unpaid balances, processing and disbursing checks to vendors, and financial aid recipients.   |
| Student Affairs                                | 17 GCA; Div. 3, Ch. 15 ~ 25;<br>P.L. 19-40 | Responsible for leading, supervising, and managing all Student Affairs' programs and services for students.   |
| Academic Affairs                               | 17 GCA; Div. 3, Ch. 15 ~ 25;<br>P.L. 19-40 | To ensure that all units under the Academic Affairs Program comply with all University policy rules and regulations relative to the instructional endeavors and academic integrity of these units. The Graduate School and Research unit coordinates the admissions of graduate students into the University and coordinates the work of various research units. The Marine Laboratory provides instruction and research in the Marine Sciences. The Richard F. Taitano-Micronesian Area Research Center conducts research focusing on Guam and the Western Pacific and serves as a world-renowned repository for materials dealing with the Western Pacific. The Water and Energy Resource Institute conducts research focusing on water and energy resources on Guam and in the Western Pacific and serves as a liaison for outreach support in the region. (Continued below) |
|  | 17 GCA; Div. 3, Ch. 15 ~ 25;<br>P.L. 19-40 | The Micronesian Language Institute conducts research and provides instruction in the languages instruction in the languages of Guam and the region. The College of Arts and Sciences provides the major bulk of instruction for the General Education requirement of the University and also degree programs in the Humanities Physical Sciences, and Social Sciences. College of Agriculture and Life Sciences provides instruction research and community extension services on Guam and in the region. The College of Business and Public Administration offers professional undergraduate and graduate degree programs in various public and private sector oriented disciplines and undertakes research and community outreach services which supports business development and excellence in government on Guam and in the region. (Continued below)                      |

**FISCAL YEARS 2012 & 2013 EXECUTIVE BUDGET REQUEST  
PROGRAM LISTING**

| Program  | Mandate  | Purpose  |
|--|--|--|
| <b><u>UNIVERSITY OF GUAM (Continued):</u></b>  |  |  |
|  | 17 GCA; Div. 3, Ch. 15 ~ 25;<br>P.L. 19-40   | The College of Education is the primary source of Teachers for the Guam Public School System and offers degrees at the undergraduate and graduate level in education specialties. It is also active in teacher education initiative in the Western Pacific. The College of Nursing and Health Science offers nursing degrees and related programs to students from Guam and the region. Learning Resources includes the RFK library and supports the instructional, research and community service initiatives of the University. The Computer Center provides support for academics, research, and registration and date collection activities. The Center for Continuing Education and Outreach Programs organizes the extension programs of the University and also coordinates the Summer and Intercession semesters at the University. This program also offers instructional programs on Guam and in the region. |
| Guam Aquaculture Development Training Center   | 5 GCA Ch. 70 Article 1,<br>§70101 (h)  | Produce post larvae and fry to commercial aquaculture farmers and provide training and research assistance to help further development of the industry in Guam and the region and to promote and facilitate the commercial development of the aquaculture and fisheries industries.  |
|  | 5 GCA Ch.70 Article 1, §70111  | Guam Aquaculture Development and Training Center Revolving Fund - created to deposit all revenues received from the gross sales by the Guam Aquaculture Development and Training Center ("GADTC"), and to be used exclusively for the administration, operation, maintenance and improvement of the GADTC.   |
| Marketing of Red Tilapia and Aquarium Marine Fish  | USDA Rural Business<br>Enterprise Grant No. 62-001-<br>0980018947; CFDA No.<br>10.769; 5 GCA, §70101               | To spearhead a marketing campaign to gain entry of red tilapia into new markets and to develop markets for ornamental marine fish.   |
| Aquaculture of Marine Ornamental Species, Year 1, Agreement Between Oceanic Institute and the Department of Commerce, Government of Guam | Title XIV of Agri. and Food<br>Act, 1980; Food Sec. Act of<br>1985; Subtitle L, Sect. 1475 (d);<br>CFDA NO. 10.206 | Year one of multi-year, cooperative research effort to achieve the establishment of brood stock husbandry, maturation and spawning protocols for selected high value ornamental finfish and to resolve bottlenecks in mass culture of larvae.  |
| Administration & Support   | 17 GCA, Div. 3, Ch. 30 ~ 34;<br>P.L. 14-77; P.L. 29-12   | President's Office: To uphold the College's mission statement through it's comprehensive and meaningful oversight of the institutions academic, financial, infrastructure and accreditation requirements.  |
|  | 17 GCA, Div. 3, Ch. 30 ~ 34;<br>P.L. 14-77; P.L. 29-12   | Administrative Services: To provide support for the technology, physical plant, safety, support services, planning and grant maintenance requirements for all Guam Community College divisions, departments and offices to enhance the overall academic mission of the College.  |
|  | 17 GCA, Div. 3, Ch. 30 ~ 34;<br>P.L. 14-77; P.L. 29-12   | Business and Finance: To support the thoughtful allocation and management of the College's resources.  |
|  | 17 GCA, Div. 3, Ch. 30 ~ 34;<br>P.L. 14-77; P.L. 29-12   | Academic Affairs: To achieve excellence in instruction and student services through the hiring and retention of qualified and motivated faculty and support staff; ensuring high curricular program quality through systematic and continuous assessment; promoting student learning outcomes at the institutional, program and course levels; and maintaining all ACCJC accreditation standards for accountability and improvement.   |
| <b><u>GUAM COMMUNITY COLLEGE:</u></b>  |  |  |
| Administration & Support   | 17 GCA, Div. 3, Ch. 30 ~ 34;<br>P.L. 14-77   | President's Office: To uphold the College's mission statement through it's comprehensive and meaningful oversight of the institutions academic, financial, infrastructure and accreditation requirements. To provide support for the physical plant, planning and grant maintenance requirements for all College departments.  |
|  | 17 GCA, Div. 3, Ch. 30 ~ 34;<br>P.L. 14-77   | Finance and Administration: To support the thoughtful allocation and management of the College's resources. To provide support for the technology, environmental health and safety, and administrative service requirements for all of the College campus.   |
|  | 17 GCA, Div. 3, Ch. 30 ~ 34;<br>P.L. 14-77   | Academic Affairs: To achieve excellence in instruction and student services through the hiring and retention of qualified and motivated faculty and support staff; ensuring high curricular program quality through systematic and continuous assessment; promoting student learning outcomes at the institutional, program and course levels; and maintaining all ACCJC accreditation standards for accountability and improvement.   |

**FISCAL YEARS 2012 & 2013 EXECUTIVE BUDGET REQUEST  
PROGRAM LISTING**

| Program                             | Mandate  | Purpose  |
|-------------------------------------|--|--|
| <b>FINANCE &amp; ADMINISTRATION</b> |  |  |
| <b>ADMINISTRATION:</b>              |  |  |
| Director's Office                   | 5 GCA; P.L. 6-64; 7-105; 8-136; 9-190; 11-219; 5 GCA Sect.3101, Sect. 20101~22205  | To provide administrative policies and direction for the various divisions of the Department of Administration. It is also responsible for ensuring an effective administration of internal business of the Government of Guam by providing proper guidance, direction and coordination of efforts.  |
| Human Resources Division            | 5 GCA, Sect. 1301~1304, Sect. 4105~4110; Title IV and V of GCA; P.L. 9-240; P.L. 12-115; P.L. 24-287; P.L. 28-68; E.O. 95-01; E.O. 2000-17; E.O. 2006-16 | To administer the personnel management program for non-autonomous departments and agencies within the Executive Branch in the areas of recruitment, test development and validation, classification and compensation, employee records, employee management relations and employee benefits assistance. To also provide effective training related services to support efforts to implement sound management and employee performance practices and to administer the Equal Employment Opportunity Program for the government of Guam.   |
|                                     | E.O. 95-29; E.O. 2002-01; P.L. 2005-18   | Human Resources Services Revolving Fund and Drug Testing Fund - the Administrator of the Human Resources Division of the Department of Administration is authorized to charge for all services provided in the area of classification and pay, recruitment, records, employee benefits, test development, employee management relations, training and development, as well as the Drug-Free Workplace Program of the Human Resources Division. The Fund may be expended for all expenses incurred incidental to the services enumerated in Item 3 of E.O. 2002-01. The Director of the Department of Administration shall be totally responsible for the administration, enforcement, implementation and funding of the Drug Free Workplace Program for all non-autonomous departments and agencies. |
| Data Processing                     | P.L. 7-105; 8-136; 9-190; 11-219; P.L. 13-96; 5 GCA Sect.3101, Sect. 20101~22205   | To manage and maintain core data processing resources and to provide departments/agencies with information technology, resources and services in a timely and accurate manner at an acceptable level of cost and satisfaction.   |
| Division of Accounts                | P.L. 7-105; 8-136; 9-190; 11-219; P.L. 13-96; 5 GCA Sect.3101, Sect. 20101~22205   | To perform the central accounting responsibilities for line department and agencies. To provide for a uniform financial management system and the related system of internal accounting controls for line organizations of the government; to provide for accurate and timely financial information for management and analyze and interpret these for compliance with statutory requirements.   |
|                                     | Annual Budget Act Administrative Provision (e.g., P.L. 30-55, Chapter XIII, section 7)   | Administrative provisions to load appropriations and release allotments on exemptions from allotment release control.  |
|                                     | Title IV GCA; P.L. 13-37, Sec 1; Annual Budget Laws  | GOVERNMENT CLAIMS FUND. To establish fund account and process claims as approved by the Attorney General's Office for payment from the Government Claims Fund. Maintain accounting records and prepare reports as mandated by public law.  |
|                                     | Est by P.L. 20-220, repealed by P.L. 23-128, re-enacted by P.L. 24-14  | RESIDENTIAL TREATMENT FUND. For expenses associated with the off-island and local care of Guam clients under the jurisdiction of the Superior Court of Guam for the residential care arising from a physical, mental or emotional handicap or a severe emotional disturbance.  |
|                                     | P.L. 30-55   | REPORTING MANDATES. To prepare financial and program reports specifically mandated by public laws, with some mandates imposes salary reductions for non-compliance.  |
| General Services Agency (GSA)       | P.L. 7-105; 8-136; 9-190; 11-219; P.L. 16-24; 5 GCA Sect.3101, Sect. 20101~22205   | To allocate limited resources to meet the demands of all GovGuam department and agencies by purchasing items at the lowest cost possible and providing for their best economic use.  |

**FISCAL YEARS 2012 & 2013 EXECUTIVE BUDGET REQUEST  
PROGRAM LISTING**

| Program                                   | Mandate  | Purpose   |
|---|--|---|
| <b><u>ADMINISTRATION (Continued):</u></b> |  |   |
|   | E.O. 86-24   | GSA Liquidated Damages Fund - created for the purchase of materials and other equipment necessary to support the procurement process. Revenue for this fund is provided by photocopying charges for bid documents and liquidated damages assessed vendors for delay or failure in the delivery of items ordered or in the performance of specific services.   |
|   | Sect. 5115, Part B, Article 2, Ch. 5, Div. 1, Part 1, 5 GCA          | GSA Inventory Revolving Fund - Funds allowed for the purchase and replenishment of items to be carried in the supplies inventory stored in the GSA warehouse. The fund is reimbursed by governmental agencies obtaining supplies from the GSA.  |
|   | Article 5, Chapter 20, Division 2, Part I, Title 5 of GCA            | State Agency for Surplus Property Fund - Established to receive appropriations made for the purpose of implementing Article 5, Chapter 20, Division 2, Part 1, Title 5 of the GCA. All receipts from charges or fees assessed pursuant to Section 20511, Article 5, shall additionally be placed in the Fund. All debts, liabilities, obligations and operating expenses incurred pursuant to Article 5 shall be paid by the Director (DOA) from said funds.  |
| Financial Management                      | P.L. 7-105; 8-136; 9-190; 11-219; 5 GCA Sect.3101, Sect. 20101~22205 | This division is charged with the responsibility of receiving all cash collections for government services and charges; to make deposits and invest revenues; to issue checks for GovGuam.  |
|   | E.O. 2002-12   | Financial Management Revolving Fund - created for costs associated with the handling and accounting for monies and deposits to be charged for treasury services related to the Financial Management Division.   |
| Government Corruption                     | 5 GCA Chapters 30 - 34   | Responsible for prosecuting employees of the Government of Guam who violate the public trust by committing crimes related to their employment with the government. The majority of crimes that fall within this area involve theft or misuse of government funds. As fiduciaries for the people of Guam, employees are expected to act according to law in the proper disbursement of government funds. When actions are not according to law, charges such as Misapplication of Funds Held in Trust, and various Theft or Embezzlement charges are prosecuted. |

**This page is intentionally left blank**

# FEDERAL PROGRAMS INVENTORY

---







**Government of Guam  
Federal Programs Inventory  
Fiscal Years 2007 - 2012 and 2013**

| Prog. Cat./GovGuam Depts./<br>Fed. Agencies/Fed. Prog.  | Match Ratio<br>Fed/Local | Federal<br>Catalog<br>Number | FY 2007    | FY 2008   | FY 2009    | FY 2010    | FY 2011   | FY 2012 and<br>2013<br>(Estimated) | Local<br>Matching<br>Funds | Federal<br>Matching<br>Funds | 100% Federal<br>Grants | Foot<br>Note | Grant Period<br>6/ |
|---|--------------------------|------------------------------|------------|-----------|------------|------------|-----------|------------------------------------|----------------------------|------------------------------|------------------------|--------------|--------------------|
| <b>EXECUTIVE DIRECTION:</b>   |                          |                              |            |           |            |            |           |                                    |                            |                              |                        |              |                    |
| <b>Office of Maga'lahan Guahan</b>  |                          |                              |            |           |            |            |           |                                    |                            |                              |                        |              |                    |
| U.S. Department of Justice-Office on Violence Against Women   |                          |                              |            |           |            |            |           |                                    |                            |                              |                        |              |                    |
| (1) S.T.O.P. Violence Against Women Formula Grant Program   | 100%                     | 16.588                       | 643,342    | 646,217   | 651,904    | 658,598    | 600,000   | 600,000                            |                            |                              | 600,000                |              | 06/01/09-06/30/12  |
| (2) Rural Domestic Violence and Child Victimization<br>Enforcement Discretionary Grant Program  | 100%                     | 16.589                       |            |           |            | 700,000    | 700,000   | 800,000                            |                            |                              | 800,000                | 1/           | 08/01/10-07/12/12  |
| (3) Safe Haven - Supervised Visitation & Safe Exchange Program  | 100%                     | 16.527                       |            |           |            | 400,000    | 400,000   | 400,000                            |                            |                              | 400,000                | 1/           | 10/01/10-09/30/13  |
| (4) Sexual Assault Service Formula Grant Program  | 100%                     | 16.017                       |            |           | 19,497     | 13,173     |           | 400,000                            |                            |                              | 400,000                | 1/           | 08/01/09-07/31/12  |
| (5) Community-Defined solutions to Violence Against Women   | 100%                     | 16.590                       |            |           |            | 400,000    | 400,000   | 400,000                            |                            |                              | 400,000                | 1/           | 10/01/10-09/30/12  |
| U.S. Department of Homeland Security - Federal Emergency Management<br>Agency (FEMA) Grant Programs Directorate                             |                          |                              |            |           |            |            |           |                                    |                            |                              |                        |              |                    |
| (1) State Homeland Security Grant Program   | 100%                     | 97.073                       | 1,270,000  | 1,850,000 | 1,850,000  | 530,678    | 530,678   | 530,678                            |                            |                              | 530,678                |              | 05/01/10-04/30/12  |
| (2) Law Enforcement Terrorism Prevention Program  | 100%                     | 97.074                       | 910,000    |           |            |            |           |                                    |                            |                              |                        |              |                    |
| (3) Citizens Corps Grant Program  | 100%                     | 97.053                       | 40,869     | 41,429    | 41,429     | 35,532     | 35,532    | 35,532                             |                            |                              | 35,532                 |              | 05/01/10-04/30/12  |
| (4) Emergency Management Performance Grant Program  | 100%                     | 97.042                       | 658,720    | 827,653   | 827,653    | 938,922    | 938,922   | 938,922                            |                            |                              | 938,922                |              | 10/01/11-09/30/12  |
| (5) Public Safety Interoperable Communication (PSIC) Grant Program  | 100%                     | 11.555                       | 2,600,678  |           |            |            |           |                                    |                            |                              |                        |              |                    |
| (6) Interoperable Emergency Communication Grant Program   | 100%                     |                              |            | 77,241    |            | 85,500     | 85,500    | 85,500                             |                            |                              | 85,500                 |              | 10/01/11-09/30/12  |
| (7) Buffer Zone Protection Program  | 100%                     |                              |            | 389,000   |            | 200,000    | 200,000   | 200,000                            |                            |                              | 200,000                |              | 10/01/11-09/30/12  |
| (8) National Oceanic and Atmospheric Administration (NOAA) National<br>Tsunami Hazard Mitigation Program (NTHMP)                            | 100%                     | 11.467                       |            |           |            | 161,304    | 161,304   | 161,304                            |                            |                              | 161,304                |              | 08/01/09-07/31/13  |
| (9) FEMA/Earthquake Hazard Reduction State Assistance Program   | 100%                     | 97.082                       |            |           |            | 46,000     | 46,000    | 46,000                             |                            |                              | 46,000                 |              | 08/17/10-02/06/12  |
| U.S. Department of Transportation - Pipeline and Hazardous Materials<br>Safety Administration   |                          |                              |            |           |            |            |           |                                    |                            |                              |                        |              |                    |
| (1) Hazardous Materials Emergency Preparedness, Planning and<br>Training Activities   | 100%                     | 20.703                       | 67,353     |           |            |            |           |                                    |                            |                              |                        |              |                    |
| U.S. Department of Defense, Office of Economic Adjustment<br>Advisory Services Grant-Guam Military Growth Integration and Growth Initiative |                          |                              |            |           |            |            |           |                                    |                            |                              |                        |              |                    |
| (1) Guam Military Complex, Phase II & Phase II Amendment  | 100%                     | 12.613                       | 1,546,299  |           |            |            |           |                                    |                            |                              |                        |              |                    |
| (2) Guam Military Complex Phase III   | 100%                     | 12.607                       |            | 2,500,000 | 2,966,873  | 3,511,955  |           |                                    |                            |                              |                        |              |                    |
| U.S. Department of Interior, Office of Insular Affairs  |                          |                              |            |           |            |            |           |                                    |                            |                              |                        |              |                    |
| (1) Capital Improvement Project (CIP) Discretionary Funds   | 100%                     | 15.875                       | 4,330,208  | 3,002,989 | 6,637,043  | 5,360,000  | 5,026,000 | 6,086,000                          |                            |                              | 6,086,000              |              | 10/01/11-09/30/17  |
| (2) Network Management and Security (BIT)   | 100%                     | 15.875                       |            |           |            | 120,000    |           |                                    |                            |                              |                        |              |                    |
| (3) Information Technology Consolidation Initiative   | 100%                     | 15.875                       |            |           |            | 218,000    |           |                                    |                            |                              |                        |              |                    |
| (4) JOG-Case Management System  | 100%                     | 15.875                       |            |           |            |            |           | 3,777,026                          |                            |                              | 3,777,026              |              | 10/01/11-09/30/17  |
| Subtotal  |                          |                              | 12,067,469 | 9,334,529 | 12,994,399 | 13,379,662 | 9,123,936 | 14,460,962                         | 0                          | 0                            | 14,460,962             |              |                    |
| <b>Military Affairs</b>   |                          |                              |            |           |            |            |           |                                    |                            |                              |                        |              |                    |
| U.S. Department of Defense<br>National Guard Bureau   |                          |                              |            |           |            |            |           |                                    |                            |                              |                        |              |                    |
| (1) State Family Program Activities   | 100%                     | 12.401                       | 186,350    | 156,530   | 156,000    | 120,000    | 120,000   | 120,000                            |                            |                              | 120,000                |              | 10/01/11-09/30/12  |
| (2) Environmental Program   | 75/25%                   | 12.401                       | 30,000     | 24,996    | 30,750     | 34,199     | 33,000    | 33,000                             | 11,000                     | 33,000                       |                        |              | 10/01/11-09/30/12  |
| (3) Environmental Compliance  | 100%                     | 12.401                       | 179,250    | 74,000    | 85,000     | 173,000    | 173,000   | 173,000                            |                            |                              | 173,000                |              | 10/01/11-09/30/12  |
| (4) Real Property Operations & Maintenance.- Fort Juan Muna   | 75/25%                   | 12.401                       | 760,330    | 702,256   | 823,900    | 803,028    | 959,700   | 959,700                            | 319,900                    | 959,700                      |                        |              | 10/01/11-09/30/12  |
| (5) Real Property Operations & Maintenance -Training Site   | 100%                     | 12.401                       | 584,280    | 791,600   | 821,600    | 1,418,800  | 1,418,800 | 1,418,800                          |                            |                              | 1,418,800              |              | 10/01/11-09/30/12  |
| (6) Air National Guard-Facility Operations Maintenance Activities   | 75/25%                   | 12.401                       | 249,200    | 215,140   | 232,110    | 434,501    | 555,000   | 555,000                            | 185,000                    | 555,000                      |                        |              | 10/01/11-09/30/12  |
| (7) Distance Learning Project   | 100%                     | 12.401                       | 54,000     | 38,000    | 94,000     |            |           |                                    |                            |                              |                        |              |                    |
| (8) Physical Security   | 100%                     | 12.401                       | 453,700    | 379,660   | 536,600    | 535,000    | 535,000   | 535,000                            |                            |                              | 535,000                |              | 10/01/11-09/30/12  |
| (9) ARNG Anti-Terrorism Activities  | 100%                     | 12.401                       |            | 75,000    | 100,000    | 54,000     | 68,000    | 68,000                             |                            |                              | 68,000                 |              | 10/01/11-09/30/12  |
| (10) Air Guard Security   | 100%                     | 12.401                       |            |           | 152,900    | 194,300    | 194,300   | 194,300                            |                            |                              | 194,300                |              | 10/01/11-09/30/12  |
| (11) Air Guard Training/Travel  | 100%                     | 12.401                       |            |           | 10,500     | 20,500     | 20,500    | 20,500                             |                            |                              | 20,500                 |              | 10/01/11-09/30/12  |
| (12) ARNG Electronic Security System  | 100%                     | 12.401                       | 177,840    | 44,957    | 34,000     | 185,511    |           |                                    |                            |                              |                        |              |                    |
| Subtotal  |                          |                              | 2,674,950  | 2,502,139 | 3,077,360  | 3,972,839  | 4,077,300 | 4,077,300                          | 515,900                    | 1,547,700                    | 2,529,600              |              |                    |

**Government of Guam  
Federal Programs Inventory  
Fiscal Years 2007 - 2012 and 2013**

| Prog. Cat./GovGuam Depts./<br>Fed. Agencies/Fed. Prog.                      | Match Ratio<br>Fed/Local | Federal<br>Catalog<br>Number | FY 2007    | FY 2008    | FY 2009    | FY 2010    | FY 2011    | FY 2012 and<br>2013<br>(Estimated) | Local<br>Matching<br>Funds | Federal<br>Matching<br>Funds | 100% Federal<br>Grants | Foot<br>Note | Grant Period<br>6/ |
|---|--------------------------|------------------------------|------------|------------|------------|------------|------------|------------------------------------|----------------------------|------------------------------|------------------------|--------------|--------------------|
| <b>Office of Veterans Affairs</b>   |                          |                              |            |            |            |            |            |                                    |                            |                              |                        |              |                    |
| U.S. Department of Interior, Office of Insular Affairs                      |                          |                              |            |            |            |            |            |                                    |                            |                              |                        |              |                    |
| (1) Veterans Cemetary building renovation/repairs                           | 100%                     | 15.875                       |            | 175,000    |            |            |            |                                    |                            |                              |                        |              |                    |
| Subtotal  |                          |                              | 0          | 175,000    | 0          | 0          | 0          | 0                                  | 0                          | 0                            | 0                      |              |                    |
| <b>Bureau of Statistics and Plans</b>                                       |                          |                              |            |            |            |            |            |                                    |                            |                              |                        |              |                    |
| US Department of Interior   |                          |                              |            |            |            |            |            |                                    |                            |                              |                        |              |                    |
| (1) Coral Reef Initiative Grant   | 100%                     | 15.875                       | 365,000    | 279,555    | 564,000    | 564,000    | 453,890    |                                    |                            |                              |                        |              | 10/01/10-09/30/13  |
| (2) Coral Reef Initiative Monitoring Grant                                  | 100%                     | 11.426                       | 128,095    | 260,000    |            |            | 117,000    | 1,124,068                          |                            |                              | 1,124,068              | 2/           | 10/01/10-09/30/13  |
| (3) General Technical Assistance Grant (Trng for Ntl Inc. Acct. Works       | 100%                     | 15.875                       |            |            |            | 15,000     |            |                                    |                            |                              |                        |              |                    |
| (4) General Technical Assistance Grant                                      | 100%                     | 15.875                       |            |            | 360,000    |            |            |                                    |                            |                              |                        |              |                    |
| U.S. Department of Commerce   |                          |                              |            |            |            |            |            |                                    |                            |                              |                        |              |                    |
| (1) Coastal Management Program  | 100%                     | 11.419                       | 1,013,000  | 884,000    | 948,000    | 988,200    | 907,000    | 907,000                            |                            |                              | 907,000                |              | 10/01/10-03/31/12  |
| (2) Interjurisdictional Fisheries Act                                       | 100%                     | 11.407                       | 12,358     | 12,358     | 12,358     |            | 12,358     | 12,358                             |                            |                              | 12,358                 |              | 10/01/10-09/30/13  |
| (3) West PACFIN Cooperative Agreement                                       | 100%                     | 11.437                       | 40,000     | 40,000     | 40,000     |            |            | 40,000                             |                            |                              | 40,000                 |              | 07/01/11-06/30/14  |
| (4) Guam Base Regional Distribution Center                                  | 100%                     | 11.307                       |            |            |            |            | 200,000    |                                    |                            |                              |                        |              |                    |
| (5) Comprehensive Economic Development Strategy                             | 100%                     | 11.307                       |            |            | 50,000     |            |            |                                    |                            |                              |                        |              |                    |
| US Department of Health and Human Services                                  |                          |                              |            |            |            |            |            |                                    |                            |                              |                        |              |                    |
| (1) Guam Development Disabilities   | 100%                     | 93.630                       | 240,134    | 240,761    | 240,761    | 240,761    | 249,344    | 249,344                            |                            |                              | 249,344                |              | 10/01/11-09/30/13  |
| U.S. Department of Justice  |                          |                              |            |            |            |            |            |                                    |                            |                              |                        |              |                    |
| (1) Guam Residential Substance Abuse Treatment<br>Grant for State Prisoners | 100%                     | 16.593                       | 38,567     |            | 36,298     | 40,675     | 118,366    |                                    |                            |                              |                        |              |                    |
| (2) Project Safe Neighborhood (PSN) Grant Program                           | 100%                     | 16.609                       | 55,909     |            | 53,679     | 52,808     | 53,064     | 52,808                             |                            |                              | 52,808                 |              | 10/01/11-09/30/14  |
| (3) Edward J. Byrne Justice Assistance Grant                                | 100%                     | 16.738                       | 1,132,013  | 373,273    | 1,209,694  |            | 1,142,387  | 500,000                            |                            |                              | 500,000                |              | 10/01/10-09/30/13  |
| (4) Edward J. Byrne Justice Assistance Grant (supplemental)                 | 100%                     | 16.738                       |            |            | 25,179     |            |            |                                    |                            |                              |                        |              |                    |
| (5) Paul Coverdell Forensic Sciences Improvement Grant                      | 100%                     | 16.742                       | 96,594     |            | 99,337     | 140,397    | 199,728    | 99,337                             |                            |                              | 99,337                 |              | 10/01/11-09/30/12  |
| U.S. Department of Interior, Office of the Insular Affairs                  |                          |                              |            |            |            |            |            |                                    |                            |                              |                        |              |                    |
| (1) 2008 U.S. Census Survey   |                          |                              |            | 150,019    |            |            |            |                                    |                            |                              |                        |              |                    |
| Subtotal  |                          |                              | 3,121,670  | 2,239,966  | 3,639,306  | 2,041,841  | 3,493,137  | 2,984,915                          | 0                          | 0                            | 2,984,915              |              |                    |
| <b>FINANCE &amp; ADMINISTRATION:</b>  |                          |                              |            |            |            |            |            |                                    |                            |                              |                        |              |                    |
| <b>Department of Administration</b>   |                          |                              |            |            |            |            |            |                                    |                            |                              |                        |              |                    |
| U.S. Department of Interior   |                          |                              |            |            |            |            |            |                                    |                            |                              |                        |              |                    |
| (1) E-Government Infrastructure   | 100%                     | 15.875                       | 356,482    |            |            |            |            |                                    |                            |                              |                        |              |                    |
| Subtotal  |                          |                              | 356,482    | 0          | 0          | 0          | 0          | 0                                  | 0                          | 0                            | 0                      |              |                    |
| <b>Revenue and Taxation</b>   |                          |                              |            |            |            |            |            |                                    |                            |                              |                        |              |                    |
| Department of Transportation  |                          |                              |            |            |            |            |            |                                    |                            |                              |                        |              |                    |
| (1) Motor Carrier Safety Assistance Program                                 | 100%                     | 20.218                       | 350,000    | 350,000    | 350,000    | 350,000    | 350,000    | 350,000                            |                            |                              | 350,000                |              | 10/01/11-09/30/12  |
| Subtotal  |                          |                              | 350,000    | 350,000    | 350,000    | 350,000    | 350,000    | 350,000                            | 0                          | 0                            | 350,000                |              |                    |
| <b>EDUCATION:</b>   |                          |                              |            |            |            |            |            |                                    |                            |                              |                        |              |                    |
| <b>Guam Department of Education</b>   |                          |                              |            |            |            |            |            |                                    |                            |                              |                        |              |                    |
| U.S. Department of Agriculture  |                          |                              |            |            |            |            |            |                                    |                            |                              |                        |              |                    |
| (1) Child Nutrition: CNP State Admin. Expense                               | 100%                     | 10.560                       | 433,952    | 306,620    | 306,620    | 169,720    | 343,713    | 173,994                            |                            |                              | 173,994                |              | 10/01/11-09/30/12  |
| (2) Child Nutrition: CNP TEFAP Admin (Fruit & Vegetables)                   | 100%                     | 10.582                       |            |            |            | 1,197      | 22,959     | 22,959                             |                            |                              | 22,959                 |              | 10/01/11-09/30/12  |
| (3) Child Nutrition: CNP NSLP   | 100%                     | 10.555/8                     | 7,500,000  | 7,500,000  | 7,500,000  | 7,500,000  | 7,300,000  | 7,300,000                          |                            |                              | 7,300,000              |              | 10/01/11-09/30/12  |
| U.S. Department of Education  |                          |                              |            |            |            |            |            |                                    |                            |                              |                        |              |                    |
| (1) Consolidated Grants   | 100%                     | 84.922A                      | 25,654,201 | 23,717,631 | 23,582,053 | 23,714,916 | 23,714,916 | 23,714,916                         |                            |                              | 23,714,916             |              | 07/01/10-09/30/12  |
| (2) Part B- IDEA (Education of the Handicapped)                             | 100%                     | 84.027A                      | 14,418,111 | 13,579,801 | 13,962,402 | 13,962,402 | 13,962,402 | 13,962,402                         |                            |                              | 13,962,402             |              | 07/01/10-09/30/12  |
| (3) Freely Associated with State Ed Grant-Project Tinigo (TFASEG)           | 100%                     | 84.256A                      |            |            |            | 101,156    | 274,971    | 274,971                            |                            |                              | 274,971                |              | 10/01/10-09/30/12  |
| (4) Part C-Infants/Toddlers - Handicapped Program                           | 100%                     | 84.181A                      | 2,336,519  | 1,464,366  | 1,424,395  | 1,424,395  | 1,424,395  | 1,424,395                          |                            |                              | 1,424,395              |              | 07/01/10-09/30/12  |
| (5) Robert C. Byrd Honors Scholarship Program                               | 100%                     | 84.185A                      | 55,500     | 60,000     | 60,000     | 60,000     | 60,000     | 60,000                             |                            |                              | 60,000                 |              | 07/01/11-06/30/12  |

**Government of Guam  
Federal Programs Inventory  
Fiscal Years 2007 - 2012 and 2013**

| Prog. Cat./GovGuam Depts./<br>Fed. Agencies/Fed. Prog.               | Match Ratio<br>Fed/Local | Federal<br>Catalog<br>Number | FY 2007    | FY 2008    | FY 2009    | FY 2010    | FY 2011    | FY 2012 and<br>2013<br>(Estimated) | Local<br>Matching<br>Funds | Federal<br>Matching<br>Funds | 100% Federal<br>Grants | Foot<br>Note | Grant Period<br>6/ |
|--|--------------------------|------------------------------|------------|------------|------------|------------|------------|------------------------------------|----------------------------|------------------------------|------------------------|--------------|--------------------|
| (6) Literacy & School Libraries                                      | 100%                     | 84.364A                      | 10,722     | 23,779     |            | 29,486     | 29,959     | 29,959                             |                            |                              | 29,959                 |              | 09/01/11-08/30/12  |
| (7) Corporation for National Community-Learn & Serve                 | 100%                     | 94.004                       | 99,673     |            |            |            |            |                                    |                            |                              |                        |              |                    |
| (8) Advanced Placement Test Fee For Qualified Low-Income             | 100%                     | 84.330B                      | 65,625     |            |            |            |            |                                    |                            |                              |                        |              |                    |
| (9) Teacher Quality Enhancement                                      | 100%                     | 84.336A                      | 1,292,792  | 3,057,063  |            |            |            |                                    |                            |                              |                        |              |                    |
| (10) Project Menhalom: Partnership in Character Education            | 100%                     | 84.215S                      | 749,975    | 749,975    | 599,225    | 599,225    | 414,760    | 414,760                            |                            |                              | 414,760                |              | 07/01/10-06/30/12  |
| (11) Impact Aid Section 8003   | 100%                     | 84.041                       | 34,971     | 63,293     | 16,034     | 21,496     | 21,496     | 21,496                             |                            |                              | 21,496                 |              | 12/12/09-01/12/12  |
| (12) Advanced Placement Test Fee Program                             | 100%                     | 84.330B                      |            | 133,712    |            |            |            |                                    |                            |                              |                        |              |                    |
| (13) Fund for the Improvement of Education                           | 100%                     | 84.215F                      |            | 229,912    |            |            |            |                                    |                            |                              |                        |              |                    |
| (14) Carol M. White Physical Education for Progress (PEP)            | 100%                     | 84.215                       |            |            | 1,348,024  |            |            |                                    |                            |                              |                        |              |                    |
| (15) Freely Associated with State Ed Grant                           | 100%                     | 84.256A                      | 84,670     | 172,274    | 306,595    | 306,595    | 306,595    | 306,595                            |                            |                              | 306,595                |              | 10/01/11-09/30/16  |
| (16) Project Na'la'la Lengguaan Chamoru                              | 100%                     | 84.215K                      |            |            |            | 229,912    |            |                                    |                            |                              |                        |              |                    |
| <b>Department of Health &amp; Human Services</b>                     |                          |                              |            |            |            |            |            |                                    |                            |                              |                        |              |                    |
| (1) School Health Programs   | 100%                     | 93.938                       | 157,717    | 197,450    |            |            |            |                                    |                            |                              |                        |              |                    |
| (2) Head Start Program   | 100%                     | 93.600                       | 1,779,601  | 2,210,093  | 2,210,093  | 2,301,440  | 2,682,255  | 2,682,255                          |                            |                              | 2,682,255              |              | 07/01/11-06/30/12  |
| (3) Head Start Program: Program Improvement Grant                    | 100%                     | 93.600                       |            |            | 184,735    |            |            |                                    |                            |                              |                        |              |                    |
| (4) Priority 3: Coordinated School Health Programs                   | 100%                     | 93.938                       |            | 325,000    |            |            |            |                                    |                            |                              |                        |              |                    |
| (5) Priority 2: HIV Prevention                                       | 100%                     | 93.938                       |            | 100,000    |            |            | 155,602    |                                    |                            |                              |                        |              |                    |
| (6) Priority 1: Youth Risk Behavior Survey Program                   | 100%                     | 93.938                       |            | 10,000     |            |            |            |                                    |                            |                              |                        |              |                    |
| (7) Head Start Program: Supplemental Training Assistance             | 100%                     | 93.600                       | 10,357     | 48,512     | 25,000     | 25,000     | 25,000     |                                    |                            |                              |                        |              |                    |
| Subtotal   |                          |                              | 54,684,386 | 53,949,481 | 51,525,176 | 50,446,940 | 50,739,023 | 50,388,702                         | 0                          | 0                            | 50,388,702             |              |                    |
| <b>University of Guam</b>  |                          |                              |            |            |            |            |            |                                    |                            |                              |                        |              |                    |
| U.S. Department of Education   |                          |                              |            |            |            |            |            |                                    |                            |                              |                        |              |                    |
| (1) Title IV: Federal Work Study Program                             | 100%                     | 84.033                       | 441,583    | 441,583    | 441,583    | 441,583    | 441,583    | 441,583                            |                            |                              | 441,583                |              | 10/01/11-09/30/12  |
| (2) Title IV: Supplemental Educ. Oppor. Grant                        | 100%                     | 84.007                       | 204,647    | 204,647    | 204,647    | 27,317     | 27,317     | 27,317                             |                            |                              | 27,317                 |              | 10/01/11-09/30/12  |
| (3) Title IV: Pell Grant   | 100%                     | 84.063                       | 4,060,172  | 4,060,172  | 4,060,172  | 4,500,000  | 4,500,000  | 4,500,000                          |                            |                              | 4,500,000              |              | 10/01/11-09/30/12  |
| (4) Project Aligao: Special Education Bachelor's Level Trng          | 100%                     | 84.325K                      | 200,000    |            |            |            |            |                                    |                            |                              |                        |              |                    |
| (5) Guam Dual Certification in ESL Project                           | 100%                     | 84.195                       | 297,097    | 297,097    | 297,097    | 300,000    | 300,000    | 300,000                            |                            |                              | 300,000                |              | 10/01/11-09/30/12  |
| (6) Title IV: Federal Direct Loan                                    | 100%                     | 84.288                       | 1,111,656  |            |            |            |            |                                    |                            |                              |                        |              |                    |
| (7) Federal National Science & Mathematics- SMART                    | 100%                     | 84.375                       | 40,000     | 40,000     | 40,000     | 4,975      |            |                                    |                            |                              |                        |              |                    |
| (8) Federal Family Ed. Loan - Stafford Loan                          | 100%                     | 84.032                       | 5,711,584  | 5,711,584  | 5,711,584  |            |            |                                    |                            |                              |                        |              |                    |
| (9) Federal Family Ed. Loan - Direct Loan                            | 100%                     | 84.032                       | 262,455    | 262,455    | 262,455    |            |            |                                    |                            |                              |                        |              |                    |
| (10) General Supervision Enhancement                                 | 100%                     | 84.373                       |            | 1,507,363  | 1,510,174  | 1,000,000  |            |                                    |                            |                              |                        |              |                    |
| (11) Technology and Media Services for Individuals with Disabilities | 100%                     | 84.327                       |            |            | 2,004,068  | 1,404,068  |            |                                    |                            |                              |                        |              |                    |
| (12) RFT MARC/MLI  | 100%                     | 84.195N                      |            |            |            | 300,000    | 300,000    | 300,000                            |                            |                              | 300,000                |              | 07/05/11-07/05/12  |
| (13) RFT MARC/MLI Navy Blanket Purchase Agrmnt - Naval Hospita       | 100%                     | BX09G                        |            |            |            | 32,996     | 29,972     |                                    |                            |                              |                        |              |                    |
| (14) RFT MARC/MLI Navy Blanket Purc. Agrmnt - Inst. of Museum Li     | 100%                     | 45.312                       |            |            |            | 19,992     | 38,484     |                                    |                            |                              |                        |              |                    |
| (15) RFT MARC/MLI Navy Blanket Purc. Agrmnt - Water Monitoring (     | 100%                     | BX08G                        |            |            |            | 59,741     | 59,741     |                                    |                            |                              |                        |              |                    |
| (16) RFK Library - Institute of Museum & Library Svcs Nat Leadership | 100%                     | 45.312                       |            |            |            | 19,242     | 19,242     | 19,242                             |                            |                              | 19,242                 |              | 04/01/10-06/30/13  |
| (17) KUBRE Student Enhancement Program                               | 100%                     | 84.031L                      |            |            |            |            | 261,767    | 258,244                            |                            |                              | 258,244                |              | 10/01/11-09/30/12  |
| U.S. Department of Agriculture                                       |                          |                              |            |            |            |            |            |                                    |                            |                              |                        |              |                    |
| (1) CES-Matching (Smith-Lever Act)                                   | 60/36%                   | 10.500                       | 880,000    | 880,000    | 880,000    | 883,291    | 883,291    | 883,291                            | 500,000                    | 883,291                      |                        |              | 10/01/11-09/30/12  |
| (2) Expanded Food Nutrition  | 100%                     | 10.500                       | 58,000     | 68,509     | 68,509     | 103,000    | 103,000    |                                    |                            |                              |                        |              |                    |
| (3) Impact Pesticide Management                                      | 50/50%                   | 10.500                       | 35,700     | 24,421     | 24,421     | 24,421     | 14,782     | 14,782                             | 14,782                     | 14,782                       |                        |              | 10/01/11-09/30/12  |
| (4) Hatch Formula Matching   | 50/50%                   | 10.203                       | 684,000    | 684,000    | 684,000    | 650,000    | 650,000    | 650,000                            | 650,000                    | 650,000                      |                        |              | 10/01/11-09/30/12  |
| (5) Multi-Sate Regional Research                                     | 66/34%                   | 10.203                       | 117,500    | 117,500    | 117,500    | 130,000    | 142,580    | 142,580                            | 75,000                     | 142,580                      |                        |              | 10/01/11-09/30/12  |
| (6) CALS Grant (McIntire Stennis)                                    | 100%                     | 10.202                       | 37,800     | 37,800     | 37,800     | 40,000     | 59,459     | 60,000                             |                            |                              | 60,000                 |              | 10/01/11-09/30/12  |
| (7) Section 406: Tropical & Subtropical Agriculture Research         | 100%                     | 10.200                       | 500,000    | 500,000    | 500,000    | 510,000    | 500,000    | 500,000                            |                            |                              | 500,000                |              | 09/01/11-08/31/12  |
| (8) Biological Control of Sago Palm Scale                            | 100%                     | 10.025                       | 30,160     |            |            |            |            |                                    |                            |                              |                        |              |                    |
| (9) Surveillance of Wasmannia Auropunctata (Roger)                   | 100%                     | 10.025                       | 17,985     |            |            |            |            |                                    |                            |                              |                        |              |                    |
| (10) Surveillance of Solenopsis Invicta Buren                        | 100%                     | 10.025                       | 4,995      |            |            |            |            |                                    |                            |                              |                        |              |                    |
| (11) Train the Trainer for Micro Credit                              | 100%                     | 10.773                       | 36,324     |            |            |            |            |                                    |                            |                              |                        |              |                    |
| (12) Weather Information Service Project (WISP)                      | 100%                     | 10.769                       | 49,800     |            |            |            |            |                                    |                            |                              |                        |              |                    |
| (13) EPNEP   | 100%                     | 10.500                       |            |            |            | 101,578    | 105,009    | 105,009                            |                            |                              | 105,009                |              | 10/01/11-09/30/12  |
| (14) PSEP  | 50/50%                   | 10.500                       |            |            |            | 10,081     | 10,081     |                                    |                            |                              |                        |              |                    |
| (15) National Research Initiative Competitive Grants Program         | 100%                     | 10.206                       |            |            |            | 16,667     | 16,667     |                                    |                            |                              |                        |              |                    |

**Government of Guam  
Federal Programs Inventory  
Fiscal Years 2007 - 2012 and 2013**

| Prog. Cat./GovGuam Depts./<br>Fed. Agencies/Fed. Prog.   | Match Ratio<br>Fed/Local | Federal<br>Catalog<br>Number | FY 2007 | FY 2008 | FY 2009 | FY 2010 | FY 2011   | FY 2012 and<br>2013<br>(Estimated) | Local<br>Matching<br>Funds | Federal<br>Matching<br>Funds | 100% Federal<br>Grants | Foot<br>Note | Grant Period<br>6/ |
|--|--------------------------|------------------------------|---------|---------|---------|---------|-----------|------------------------------------|----------------------------|------------------------------|------------------------|--------------|--------------------|
| <b>U.S. Health &amp; Human Services</b>  |                          |                              |         |         |         |         |           |                                    |                            |                              |                        |              |                    |
| (1) Promote the Survival and Vitality of Native American Languages   | 100%                     | 93.587                       | 125,000 |         |         |         |           |                                    |                            |                              |                        |              |                    |
| (2) Campus Suicide Prevention Grant  | 50/50%                   | 93.243                       | 75,000  | 75,000  | 33,333  | 33,333  | 33,333    |                                    |                            |                              |                        |              |                    |
| (3) Campus Pacific Educational & Assessment Research Laboratory  | 100%                     |                              | 690,550 |         |         |         |           |                                    |                            |                              |                        |              |                    |
| (4) NIH MBRS SCORE/Grant Administration  | 100%                     |                              | 38,427  |         |         |         |           |                                    |                            |                              |                        |              |                    |
| (5) NIH MBRS SCORE/Project #2 (Schupp)   | 100%                     |                              | 108,746 |         |         |         |           |                                    |                            |                              |                        |              |                    |
| (6) Native American Programs   | 100%                     |                              |         | 125,000 | 125,000 | 125,000 |           |                                    |                            |                              |                        |              |                    |
| (7) HRSA (AHEC)  | 100%                     |                              |         |         |         |         | 1,201,295 | 1,221,076                          |                            |                              | 1,221,076              |              | 09/30/11-09/29/12  |
| (8) HRSA   | 100%                     |                              |         |         |         |         | 396,000   |                                    |                            |                              |                        |              |                    |
| (9) AmeriCorps Success Center  | 67/37%                   | 94.006                       |         |         |         |         | 510,618   |                                    |                            |                              |                        |              |                    |
| <b>U.S. Department of Justice</b>  |                          |                              |         |         |         |         |           |                                    |                            |                              |                        |              |                    |
| (1) Center for Prevention of Violence to Women   | 100%                     |                              |         | 75,000  | 75,000  | 75,000  | 75,000    |                                    |                            |                              |                        |              |                    |
| <b>National Science Foundation</b>   |                          |                              |         |         |         |         |           |                                    |                            |                              |                        |              |                    |
| (1) Univ of Florida-Systematics of Pacific Coral Reef Holothuroids   | 100%                     |                              | 58,325  |         |         |         |           |                                    |                            |                              |                        |              |                    |
| (2) Univ of Florida-Systematics of Pacific Coral Reef Holothuroids   | 100%                     |                              | 48,225  |         |         |         |           |                                    |                            |                              |                        |              |                    |
| <b>Small Business Administration</b>   |                          |                              |         |         |         |         |           |                                    |                            |                              |                        |              |                    |
| (1) Pacific Islands SBDC Network   | 49/51%                   | 59.037                       | 500,000 | 500,000 | 500,000 | 611,111 | 627,776   | 627,776                            | 646,316                    | 627,776                      |                        |              | 01/01/11-12/31/12  |
| (2) Defense Logistic Agency-Guam Procurement Technical Asst. Cnt   | 75/25%                   |                              |         |         |         | 352,128 | 301,329   | 301,329                            | 100,443                    | 301,329                      |                        |              | 08/01/11-07/31/12  |
| (3) Pacific Islands SBDC Network-Small Jobs Act  | 100%                     |                              |         |         |         |         | 80,000    | 162,500                            |                            |                              | 162,500                |              | 01/01/11-12/31/12  |
| (4) Office Veterans Business Development   | 100%                     |                              |         |         |         |         | 150,000   | 150,000                            |                            |                              | 150,000                |              | 04/20/11-04/19/12  |
| <b>U.S. Department of Commerce</b>   |                          |                              |         |         |         |         |           |                                    |                            |                              |                        |              |                    |
| <b>(1) NOAA Coral Reef Initiative - Guam BSP</b>   |                          |                              |         |         |         |         |           |                                    |                            |                              |                        |              |                    |
| a) Soft Corals as Bioindicator   | 100%                     |                              | 39,334  |         |         |         |           |                                    |                            |                              |                        |              |                    |
| b) PIMPAC  | 100%                     |                              | 53,000  |         |         |         |           |                                    |                            |                              |                        |              |                    |
| c) Soft Corals as Reef Fish Habitat  | 100%                     |                              | 47,000  |         |         |         |           |                                    |                            |                              |                        |              |                    |
| d) Assessing Algal Abundance, Composition and Chemical   | 100%                     |                              | 67,228  |         |         |         |           |                                    |                            |                              |                        |              |                    |
| e) Seagrass Monitoring in Two Marine Preserves   | 100%                     |                              | 21,838  |         |         |         |           |                                    |                            |                              |                        |              |                    |
| f) Coral Reef Conservation Scholarship   | 100%                     |                              | 17,500  |         |         |         |           |                                    |                            |                              |                        |              |                    |
| g) Coral Reef Management   | 100%                     |                              | 50,000  |         |         |         |           |                                    |                            |                              |                        |              |                    |
| h) Reef in a Box   | 100%                     |                              | 15,000  |         |         |         |           |                                    |                            |                              |                        |              |                    |
| i) Monitoring of Coral , Invertebrate and Algal Communities  | 100%                     |                              | 32,218  |         |         |         |           |                                    |                            |                              |                        |              |                    |
| j) Monitor and Establish Baseline Levels of Disease  | 100%                     |                              | 26,569  |         |         |         |           |                                    |                            |                              |                        |              |                    |
| k) Guam Long-term Coral Reef Monitoring  | 100%                     |                              |         |         |         |         | 10,000    |                                    |                            |                              |                        |              |                    |
| l) Investigating High Coral Mortality Piti Holes marine Pres.  | 100%                     |                              |         |         |         |         | 52,019    |                                    |                            |                              |                        |              |                    |
| m) 1st year - Spawning Aggregation Grant   | 100%                     |                              |         |         |         |         | 100,000   |                                    |                            |                              |                        |              |                    |
| n) 2nd year - Mangrove Snapper Project   | 100%                     |                              |         |         |         |         | 43,094    |                                    |                            |                              |                        |              |                    |
| o) Quantifying & Assessing effect of Sedimentation on fish Abundar<br>Fish Diversity, and Benthic Habitats | 100%                     |                              |         |         |         |         | 127,758   |                                    |                            |                              |                        |              |                    |
| p) Ecosystem Resilience to Introduction and Spread of Evasive  | 100%                     |                              |         |         |         |         | 139,392   |                                    |                            |                              |                        |              |                    |
| q) Population Biology and Assessment of Parrotfish Species   | 100%                     |                              |         |         |         |         | 44,041    |                                    |                            |                              |                        |              |                    |
| r) Assessing Stocks of Sea Cucumbers (Holothuroidea)   | 100%                     |                              |         |         |         |         | 56,925    |                                    |                            |                              |                        |              |                    |
| s) Threshold Level for Sediment & Nutrient Loads for Coral Larva   | 100%                     |                              |         |         |         |         | 44,082    |                                    |                            |                              |                        |              |                    |
| t) Investigating Mortality of Acropora Population in Guam  | 100%                     |                              |         |         |         |         |           | 58,003                             |                            |                              | 58,003                 |              | 10/01/11-09/30/12  |
| u) Indo-Pacific Coral health Impact Workshop   | 100%                     |                              |         |         |         |         |           | 39,966                             |                            |                              | 39,966                 |              | 10/01/11-09/30/12  |
| (2) NOAA Management of Acanthaster planci Breakouts  | 100%                     |                              | 49,073  |         |         |         |           |                                    |                            |                              |                        |              |                    |
| (3) NOAA Educational Partnership Program-Minority Serving  | 100%                     |                              | 750,000 |         |         |         |           |                                    |                            |                              |                        |              |                    |
| (4) NOAA - Enhancing MPA and Fisheries Management  | 100%                     |                              | 38,475  |         |         |         |           |                                    |                            |                              |                        |              |                    |
| (5) NOAA - Application Center  | 100%                     |                              |         | 50,000  | 50,000  | 50,000  |           |                                    |                            |                              |                        |              |                    |
| (6) Pacific Center for Economic Initiatives  | 75/25%                   | 11.307                       | 100,000 | 150,000 | 150,000 | 150,000 | 150,000   | 150,000                            | 50,000                     | 150,000                      |                        |              | 01/01/11-12/31/12  |
| (7) NOAA - National Weather Service ENSO Application Center - JIM.   | 100%                     |                              |         |         |         | 150,000 | 200,000   | 200,000                            |                            |                              | 200,000                |              | 10/01/11-06/30/12  |
| (8) NOAA - National Weather Service ENSO Application Center  | 100%                     |                              |         |         |         | 59,248  | 59,248    | 59,248                             |                            |                              | 59,248                 |              | 08/01/11-07/01/12  |
| (9) NOAA - Ocean & Coastal Resources Management  | 100%                     |                              |         |         |         | 22,000  | 22,000    |                                    |                            |                              |                        |              |                    |
| (10) Downtown Revitalization   | 100%                     | 11.307                       |         |         |         |         | 150,000   | 150,000                            |                            |                              | 150,000                |              | 01/01/11-12/31/12  |

**Government of Guam  
Federal Programs Inventory  
Fiscal Years 2007 - 2012 and 2013**

| Prog. Cat./GovGuam Depts./<br>Fed. Agencies/Fed. Prog.                 | Match Ratio<br>Fed/Local | Federal<br>Catalog<br>Number | FY 2007    | FY 2008    | FY 2009    | FY 2010    | FY 2011    | FY 2012 and<br>2013<br>(Estimated) | Local<br>Matching<br>Funds | Federal<br>Matching<br>Funds | 100% Federal<br>Grants | Foot<br>Note | Grant Period<br>6/ |
|--|--------------------------|------------------------------|------------|------------|------------|------------|------------|------------------------------------|----------------------------|------------------------------|------------------------|--------------|--------------------|
| <b>U.S. EPA</b>  |                          |                              |            |            |            |            |            |                                    |                            |                              |                        |              |                    |
| (1) Intermed (Bayer) Extraction of Marine Organisms                    | 100%                     |                              | 5,700      |            |            |            |            |                                    |                            |                              |                        |              |                    |
| (2) Pruvient Energy Guam - Cooling Water Discharge @ Tanguisson        | 100%                     |                              | 9,080      |            |            |            |            |                                    |                            |                              |                        |              |                    |
| (3) Taiwan Elec & Mech Engineering - Cooling Water Discharge @ C:      | 100%                     |                              | 9,080      |            |            |            |            |                                    |                            |                              |                        |              |                    |
| (4) Joint Funding Program  | 100%                     |                              |            |            |            | 100,000    | 100,000    |                                    |                            |                              |                        |              |                    |
| (5) Water Monitoring Ordinance Annex                                   | 100%                     |                              |            |            | 14,935     | 14,935     | 14,935     | 14,935                             |                            |                              | 14,935                 |              | 09/12/08-09/20/12  |
| <b>U.S. Department of Defense</b>                                      |                          |                              |            |            |            |            |            |                                    |                            |                              |                        |              |                    |
| (1) US Navy Coral Reef Ecosystem Assessment                            | 100%                     |                              | 64,434     |            |            |            |            |                                    |                            |                              |                        |              |                    |
| <b>U.S. Department of Interior</b>                                     |                          |                              |            |            |            |            |            |                                    |                            |                              |                        |              |                    |
| (1) U.S. Geological Survey Competitive Grant                           | 100%                     | 15.805                       | 277,005    | 277,005    | 277,005    | 277,005    | 277,005    | 277,005                            |                            |                              | 277,005                |              | 03/01/10-02/28/12  |
| (2) U.S. Fish and Wildlife Survey - Ritidian Point Wildlife Refuge     | 100%                     |                              | 60,000     |            |            |            |            |                                    |                            |                              |                        |              |                    |
| (3) National Park Service-Assessment of Fisheries Species              | 100%                     |                              | 35,000     |            |            |            |            |                                    |                            |                              |                        |              |                    |
| (4) Office of Insular Affairs - MAREPAC                                | 100%                     |                              | 150,000    |            |            |            |            |                                    |                            |                              |                        |              |                    |
| (5) Coral Reef Initiative  | 100%                     |                              | 15,000     |            |            |            |            |                                    |                            |                              |                        |              |                    |
| (6) World Bank-Global Environmental Facility - YR 1                    | 100%                     |                              | 35,000     |            |            |            |            |                                    |                            |                              |                        |              |                    |
| (7) World Bank-Global Environmental Facility - YR 2                    | 100%                     |                              | 35,000     |            |            |            |            |                                    |                            |                              |                        |              |                    |
| (8) U.S. Geological Survey - Comprehensive Monitoring Program          | 50/50%                   |                              |            | 173,948    | 173,948    | 163,817    | 163,817    | 173,948                            | 173,948                    | 173,948                      |                        |              | 10/01/11-09/30/12  |
| (9) U.S. Fish and Wildlife-Survey of Terrestrial Gastropods            | 100%                     |                              | 30,003     |            |            |            |            |                                    |                            |                              |                        |              |                    |
| (10) National Park Service   | 100%                     |                              |            |            |            | 37,500     | 37,500     | 37,500                             |                            |                              | 37,500                 |              | 09/01/11-02/28/13  |
| <b>U.S. Department of Interior - Office of Insular Affairs</b>         |                          |                              |            |            |            |            |            |                                    |                            |                              |                        |              |                    |
| (1) UOG - A/E School of Engineering & Student Center                   | 100%                     | 15.875                       |            |            |            |            | 1,400,000  | 1,400,000                          |                            |                              | 1,400,000              |              | 10/01/11-09/30/17  |
| Subtotal   |                          |                              | 18,458,268 | 16,263,084 | 18,243,231 | 12,800,029 | 15,030,142 | 13,225,334                         | 2,210,489                  | 2,943,706                    | 10,281,628             |              |                    |
| <b>Guam Community College</b>  |                          |                              |            |            |            |            |            |                                    |                            |                              |                        |              |                    |
| <b>U.S. Department of Education</b>                                    |                          |                              |            |            |            |            |            |                                    |                            |                              |                        |              |                    |
| (1) Vocational Education Award (VEA)                                   |                          | 84.048                       | 500,000    | 500,000    | 660,000    | 660,000    | 655,304    | 655,304                            | 50,582                     | 655,304                      |                        | 3/           | 07/01/11-06/30/12  |
| (2) Adult Basic Education 1997   | 88/12%                   | 84.002A                      | 371,159    | 371,159    | 371,159    | 371,159    | 416,104    | 416,104                            | 49,932                     | 416,104                      |                        |              | 07/01/11-06/30/12  |
| (3) Pell Grant Program   | 100%                     | 84.063                       | 1,765,742  | 1,765,742  | 1,359,844  | 1,359,844  | 1,789,415  | 1,789,415                          |                            |                              | 1,789,415              |              | 07/01/11-06/30/12  |
| (4) Supplemental Educational Opportunity Grant                         | 100%                     | 84.007                       | 54,355     | 52,302     | 59,393     | 59,393     | 49,671     | 49,671                             |                            |                              | 49,671                 |              | 07/01/11-06/30/12  |
| (5) Federal Work Study Program   | 100%                     | 84.033                       | 79,182     | 79,182     | 79,182     | 79,182     | 79,182     | 79,182                             |                            |                              | 79,182                 |              | 07/01/11-06/30/12  |
| (6) Student Support Svcs.-Project Aim Program                          | 100%                     | 84.042                       | 278,295    | 278,295    | 278,295    | 278,295    | 301,692    | 301,692                            |                            |                              | 301,692                |              | 09/01/11-08/31/12  |
| (7) Talent Search Grant  | 100%                     | 84.044A                      | 204,000    |            |            |            |            |                                    |                            |                              |                        |              |                    |
| (8) Title III  | 88/12%                   | 84.031                       |            | 400,000    | 400,000    | 400,000    | 400,000    | 400,000                            | 48,000                     | 400,000                      |                        |              | 10/01/11-09/30/12  |
| (9) College Access Challenge Grant                                     | 100%                     | 84.303                       |            |            | 330,000    | 330,000    | 1,500,000  |                                    |                            |                              |                        |              | 08/14/11-08/13/12  |
| (10) Asia American and Native Pacific Islander-Serving Institution (A/ | 100%                     | 84.382B                      |            |            | 1,249,560  | 1,065,679  |            |                                    |                            |                              |                        |              | 10/01/11-09/30/12  |
| (11) Earmark Grants- Building Skilled Craft Workers                    | 100%                     |                              |            |            | 383,187    |            |            |                                    |                            |                              |                        |              | 03/01/10-02/28/12  |
| (12) Administration for Native Americans (ANA)                         | 100%                     | 84.382B                      |            |            |            | 148,106    | 203,749    |                                    |                            |                              |                        |              |                    |
| (13) Leveraging Education Assistance Partnership Program (LEAP)        | 100%                     | 84.069                       |            |            |            | 9,910      | 10,338     | 10,338                             |                            |                              | 10,338                 |              | 07/10/11-06/30/12  |
| (14) Special LEAP (SLEAP)  | 100%                     | 84.069                       |            |            |            | 105,000    | 14,099     | 14,099                             |                            |                              | 14,099                 |              | 07/10/11-06/30/12  |
| Subtotal   |                          |                              | 3,252,733  | 3,650,680  | 5,170,620  | 4,866,568  | 5,419,554  | 3,715,805                          | 148,514                    | 1,471,408                    | 2,244,397              |              |                    |
| <b>Nieves Memorial Library</b>   |                          |                              |            |            |            |            |            |                                    |                            |                              |                        |              |                    |
| <b>U.S. Department of Education</b>                                    |                          |                              |            |            |            |            |            |                                    |                            |                              |                        |              |                    |
| (1) LSTA State Grants  | 100%                     | 45.310                       | 7,000      | 39,964     | 63,428     |            |            |                                    |                            |                              |                        |              |                    |
| (2) Library Service & Technology Act (LSTA)                            | 100%                     | 45.310                       | 115,305    | 115,602    |            | 115,000    |            |                                    |                            |                              |                        |              |                    |
| (3) Institute of Museum and Library Services (IMLS) FY09 (2008 thru    | 100%                     | 45.310                       |            |            |            | 137,958    | 58,415     | 100,000                            |                            |                              | 100,000                |              | 10/01/11-09/30/13  |
| (4) IMLS (FY09) Congressionally Directed Grant                         | 100%                     | 45.312                       |            |            |            | 190,000    |            |                                    |                            |                              |                        |              |                    |
| Subtotal   |                          |                              | 122,305    | 155,566    | 63,428     | 442,958    | 58,415     | 100,000                            | 0                          | 0                            | 100,000                |              |                    |
| <b>HEALTH:</b>   |                          |                              |            |            |            |            |            |                                    |                            |                              |                        |              |                    |
| <b>Public Health and Social Services</b>                               |                          |                              |            |            |            |            |            |                                    |                            |                              |                        |              |                    |
| <b>U.S. Department of Agriculture</b>                                  |                          |                              |            |            |            |            |            |                                    |                            |                              |                        |              |                    |
| (1) Food Stamp (SNAP)- Administration                                  | 50/50%                   | 10.561                       | 1,431,953  | 1,336,216  | 1,666,609  | 1,116,727  | 2,233,453  | 1,322,008                          | 1,322,008                  | 1,322,008                    |                        |              | 10/01/11-09/30/12  |
| (2) E&T Prog. - Administration   | 100%                     | 10.561                       | 50,000     | 50,000     | 50,000     | 50,000     | 50,000     | 50,000                             |                            |                              | 50,000                 |              | 10/01/11-09/30/12  |
| (3) E&T Prog. - Admin., Child Care and Transportation                  | 50/50%                   | 10.561                       | 154,023    | 205,151    | 268,143    | 203,933    | 203,933    | 196,847                            | 196,847                    | 196,847                      |                        |              | 10/01/11-09/30/12  |
| (4) WIC Program - State to State Technical Assistance                  | 100%                     | 10.557                       |            | 10,158     |            | 4,240      | 4,240      | 4,452                              |                            |                              | 4,452                  |              | 10/01/11-09/30/12  |

**Government of Guam  
Federal Programs Inventory  
Fiscal Years 2007 - 2012 and 2013**

| Prog. Cat./GovGuam Depts./<br>Fed. Agencies/Fed. Prog.              | Match Ratio<br>Fed/Local | Federal<br>Catalog<br>Number | FY 2007    | FY 2008    | FY 2009    | FY 2010    | FY 2011     | FY 2012 and<br>2013<br>(Estimated) | Local<br>Matching<br>Funds | Federal<br>Matching<br>Funds | 100% Federal<br>Grants | Foot<br>Note | Grant Period<br>6/ |
|---|--------------------------|------------------------------|------------|------------|------------|------------|-------------|------------------------------------|----------------------------|------------------------------|------------------------|--------------|--------------------|
| (5) Food Stamp (Food Coupon)  | 100%                     | 10.562                       | 60,284,128 | 58,436,478 | 58,436,478 | 91,972,336 | 138,971,031 | 184,483,141                        |                            |                              | 184,483,141            |              | 10/01/11-09/30/12  |
| (6) WIC Program - Administration                                    | 100%                     | 10.557                       | 2,191,309  | 2,494,137  | 1,910,397  | 2,205,444  | 2,205,444   | 2,315,716                          |                            |                              | 2,315,716              |              | 10/01/11-09/30/12  |
| (7) WIC Program - Food Coupons                                      | 100%                     | 10.557                       | 5,401,239  | 5,786,504  | 5,401,239  | 7,347,935  | 7,347,935   | 7,715,332                          |                            |                              | 7,715,332              |              | 10/01/11-09/30/12  |
| (8) WIC Peer Counselor Program                                      | 100%                     | 10.557                       | 42,437     | 43,998     | 43,998     | 90,134     | 90,134      | 94,641                             |                            |                              | 94,641                 |              | 10/01/10-09/30/12  |
| (9) WIC Farmers Market - Administration                             | 100%                     | 10.572                       | 16,495     | 17,607     | 16,495     | 18,156     | 18,156      | 19,064                             |                            |                              | 19,064                 |              | 10/01/11-09/30/12  |
| (10) WIC Farmers Market - Food                                      | 100%                     | 10.557                       | 79,323     | 75,064     | 79,323     | 77,400     | 77,400      | 81,270                             |                            |                              | 81,270                 |              | 10/01/11-09/30/12  |
| (11) State Office   | 50/50%                   | 10.561                       | 95,210     | 96,559     | 120,503    | 144,768    | 144,768     | 126,444                            | 126,406                    | 126,444                      |                        |              | 10/01/11-09/30/12  |
| (12) Investigative Recoupment Office (IRO)                          | 50/50%                   | 10.561                       | 376,855    | 395,698    | 406,788    | 302,604    | 302,604     | 303,946                            | 315,944                    | 303,946                      |                        |              | 10/01/11-09/30/12  |
| (13) Bureau of Management Services (BMS)                            | 50/50%                   | 10.561                       | 432,059    | 383,885    | 476,238    | 430,979    | 430,979     | 343,151                            | 344,150                    | 343,151                      |                        |              | 10/01/11-09/30/12  |
| U.S. Department of Health and Human Services                        |                          |                              |            |            |            |            |             |                                    |                            |                              |                        |              |                    |
| (1) Emergency Preparedness and Response to Bioterrorism             | 100%                     | 93.069                       | 575,267    | 341,673    | 448,799    | 442,425    | 432,552     | 432,552                            |                            |                              | 432,552                |              | 08/31/11-08/09/12  |
| (2) Public Health Emergency Response (PHER)                         | 100%                     | 93.069                       |            |            |            | 1,559,445  | 1,559,445   |                                    |                            |                              |                        |              |                    |
| (3) Pandemic Influenza Preparedness                                 | 100%                     | 93.283                       | 210,238    | 182,230    |            |            |             |                                    |                            |                              |                        |              |                    |
| (4) Medicaid Program (Payment and Admin)                            | 50/50%                   | 93.778                       | 12,270,000 | 12,760,000 | 13,334,200 | 17,836,000 | 17,836,000  | 14,895,040                         | 12,469,953                 | 14,895,040                   |                        |              | 10/01/11-09/30/12  |
| (5) Center for Medicare & Medicaid Services Title XI-EAP            | 50/50%                   | 93.778                       |            |            |            | 734,489    | 767,541     |                                    |                            |                              |                        |              | 10/01/11-09/30/12  |
| (6) State Children Health Insurance Program (SCHIP)                 | 65%/35%                  | 93.778                       | 1,837,500  | 1,837,500  | 1,837,500  | 3,962,503  | 5,177,242   | 4,177,637                          | 1,921,103                  | 4,177,637                    |                        |              | 10/01/11-09/30/12  |
| (7) Social Services - Title XX Consolidated Grant                   | 100%                     | 93.667                       | 2,435,992  | 2,424,946  | 2,633,420  | 2,616,681  | 3,384,001   | 3,384,001                          |                            |                              | 3,384,001              |              | 10/01/11-09/30/12  |
| (8) Immunization and Vaccines for Children                          | 100%                     | 93.268                       | 704,746    | 1,070,470  | 992,864    | 1,241,481  | 1,244,735   | 1,244,735                          |                            |                              | 1,244,735              |              | 01/01/11-12/31/12  |
| (9) Child Care & Development Block Grant                            | 100%                     | 93.575                       | 3,534,520  | 3,485,098  | 3,485,098  | 3,261,511  | 3,261,511   | 3,261,511                          |                            |                              | 3,261,511              |              | 10/01/10-09/30/12  |
| (10) Child Care & Development Fund-Earmark                          | 100%                     | 93.575                       | 570,460    | 562,484    | 562,484    | 717,094    | 717,094     | 717,094                            |                            |                              | 717,094                |              | 10/01/10-09/30/12  |
| (11) Title III-B State Office on Aging                              | 65/35%                   | 93.044                       | 500,000    | 500,000    | 500,000    | 500,000    | 500,000     | 500,000                            | 166,667                    | 500,000                      |                        |              | 10/01/11-09/30/12  |
| (12) Title III-B Supportive Services                                | 85/15%                   | 93.044                       | 376,487    | 374,859    | 367,722    | 369,586    | 411,661     | 411,661                            | 72,646                     | 411,661                      |                        |              | 10/01/11-09/30/12  |
| (13) Title III-C1 Congregate Meals                                  | 85/15%                   | 93.045                       | 958,503    | 1,019,857  | 953,664    | 1,016,523  | 1,090,938   | 1,090,938                          | 192,518                    | 1,090,938                    |                        |              | 10/01/11-09/30/12  |
| (14) Title III-C2 Home Delivered Meals                              | 85/15%                   | 93.045                       | 452,496    | 481,373    | 468,197    | 479,799    | 538,748     | 538,748                            | 95,073                     | 538,748                      |                        |              | 10/01/11-09/30/12  |
| (15) Title III-D Preventive Health                                  | 85/15%                   | 93.043                       | 53,499     | 52,965     | 52,965     | 52,040     | 52,040      | 38,815                             | 6,850                      | 38,815                       |                        |              | 10/01/11-09/30/12  |
| (16) Title III-D Medication Management                              | 75/25%                   | 93.043                       |            |            |            |            |             | 13,750                             | 4,583                      | 13,750                       |                        |              |                    |
| (17) Title III-Senior Medicare Patrol Project                       | 100%                     | 93.048                       | 75,000     | 75,000     | 75,000     | 75,000     | 75,000      | 75,000                             |                            |                              | 75,000                 |              | 06/01/11-06/30/12  |
| (18) Title III-E National Family Caregivers                         | 75/25%                   | 93.052                       | 385,466    | 381,007    | 386,512    | 379,761    | 379,761     | 381,695                            | 127,232                    | 381,695                      |                        |              | 10/01/11-09/30/12  |
| (19) Title IV Ombudsman   | 100%                     | 93.042                       | 37,151     | 38,850     | 37,150     | 37,340     | 40,409      | 40,409                             |                            |                              | 40,409                 |              | 10/01/11-09/30/12  |
| (20) Title III-Elder Abuse Prevention                               | 100%                     | 93.041                       | 12,736     | 12,610     | 12,688     | 12,802     | 12,514      | 12,514                             |                            |                              | 12,514                 |              | 10/01/11-09/30/12  |
| (21) Title III-Nutrition Service Incentive                          | 100%                     | 93.053                       | 278,451    | 305,549    | 188,683    | 293,811    | 316,597     | 316,597                            |                            |                              | 316,597                |              | 10/01/11-09/30/12  |
| (22) Title III-State Health Insurance Program                       | 100%                     | 93.779                       | 41,900     | 35,665     | 35,665     | 35,665     | 35,665      | 35,665                             |                            |                              | 35,665                 |              | 04/01/11-03/31/13  |
| U.S. Department of Health and Human Services                        |                          |                              |            |            |            |            |             |                                    |                            |                              |                        |              |                    |
| (23) Guam Family Planning Project                                   | 100%                     | 93.217                       | 465,140    | 469,140    | 469,140    | 480,140    | 425,140     | 425,140                            |                            |                              | 425,140                |              | 07/01/11-06/30/12  |
| (24) Public Assistance (Admin and Payment)                          | 100%                     | 93.558                       | 2,090,905  | 2,178,500  | 2,257,862  | 3,350,000  | 3,350,000   | 3,350,000                          |                            |                              | 3,350,000              |              | 10/01/11-09/30/12  |
| (25) JOBS (Administration)  | 100%                     | 93.558                       | 1,336,000  | 1,336,000  | 1,336,000  | 1,336,000  | 1,336,000   | 1,336,000                          |                            |                              | 1,336,000              |              | 10/01/11-09/30/12  |
| (26) Preventive Health Services Block Grant (Public Health)         | 100%                     | 93.991                       | 210,952    | 206,856    | 206,856    | 217,221    | 217,221     | 217,221                            |                            |                              | 217,221                |              | 10/01/11-09/30/12  |
| (27) Sexual Violence Prevention & Education (Rape Prevention)       | 100%                     | 93.136                       | 24,355     | 36,386     | 23,744     | 24,506     | 22,287      | 22,287                             |                            |                              | 22,287                 |              | 10/01/11-09/30/12  |
| (28) Maternal Child Health Program-Title V                          | 100%                     | 93.994                       | 814,498    | 780,789    | 766,266    | 769,826    | 768,173     | 768,173                            |                            |                              | 768,173                |              | 10/01/11-09/30/12  |
| (29) Maternal Child Health-Abstinence Program                       | 100%                     | 93.235                       |            |            |            |            |             |                                    |                            |                              |                        |              |                    |
| (30) Guam Community Health Center Project                           | 100%                     | 93.224                       | 1,062,461  | 1,074,836  | 1,092,180  | 1,128,071  | 1,128,071   | 1,128,071                          |                            |                              | 1,128,071              |              | 04/01/11-03/31/12  |
| (31) Title II HIV Care Grant-Ryan White Care Act                    | 100%                     | 93.917                       | 291,084    | 291,055    | 291,055    | 238,109    | 238,109     | 286,530                            |                            |                              | 286,530                |              | 04/01/11-03/31/12  |
| (32) STD Control Program-Comprehensive STD Prevention               | 100%                     | 93.977                       | 117,077    | 117,077    | 117,077    | 117,077    | 117,077     | 117,078                            |                            |                              | 117,078                |              | 01/01/11-12/31/12  |
| (33) HIV Prevention Project for Pacific Islands                     | 100%                     | 93.943                       | 499,622    | 499,622    | 499,622    | 499,622    | 499,622     | 499,622                            |                            |                              | 499,622                |              | 01/01/11-12/31/12  |
| (34) HIV/AIDS Case Surveillance                                     | 100%                     | 93.941                       | 46,892     | 25,000     | 25,000     | 25,000     | 25,000      | 25,000                             |                            |                              | 25,000                 |              | 01/01/11-12/31/12  |
| (35) Diabetes Prevention and Control Program                        | 100%                     | 93.283                       | 200,000    | 199,999    | 224,284    | 200,000    | 200,000     | 200,000                            |                            |                              | 200,000                |              | 03/30/09-03/30/14  |
| (36) Behavioral Risk Factor Surveillance                            | 100%                     | 93.283                       | 194,272    | 245,621    | 117,639    | 117,639    | 192,862     | 192,862                            |                            |                              | 192,862                |              | 03/30/09-03/30/14  |
| (37) Tuberculosis Control Program                                   | 100%                     | 93.116                       | 403,986    | 420,621    | 413,273    | 426,170    | 426,170     | 426,170                            |                            |                              | 426,170                |              | 01/01/11-12/31/12  |
| (38) Guam State Based Tobacco Prevention & Control Program          | 100%                     | 93.283                       | 204,500    | 263,814    | 318,746    | 206,570    | 206,570     | 206,570                            |                            |                              | 206,570                |              | 03/30/09-03/30/14  |
| (39) Tobacco Quitline Program                                       | 100%                     | 93.283                       |            | 100,000    | 75,000     |            |             |                                    |                            |                              |                        |              |                    |
| (40) Guam Breast & Cervical Cancer Early Detection Program          | 100%                     | 93.283                       | 326,518    | 323,253    | 323,253    | 355,578    | 392,824     | 392,824                            |                            |                              | 392,824                |              | 06/29/11-06/30/12  |
| (41) National Comprehensive Cancer Control Program                  | 100%                     | 93.283                       | 200,000    | 200,000    | 200,000    | 200,000    | 250,000     | 250,000                            |                            |                              | 250,000                |              | 10/01/11-09/30/12  |
| (42) Sex Offense  | 100%                     | 93.991                       | 3,786      | 3,786      | 3,786      | 3,786      | 3,786       | 3,786                              |                            |                              | 3,786                  |              | 10/01/11-09/30/12  |
| (43) Strengthening Public Health Infrastructure for Improved Health | 100%                     | 93.507                       |            |            |            |            | 100,000     | 100,000                            |                            |                              | 100,000                |              | 10/01/11-09/30/12  |
| (44) ACA Home Visit Program   | 100%                     | 93.505                       |            |            |            |            | 500,000     | 500,000                            |                            |                              | 500,000                |              | 10/01/11-09/30/12  |
| (45) Project Karinu Early Child MHS Social                          | 100%                     | 93.104                       |            |            |            |            | 1,500,000   | 1,500,000                          |                            |                              | 1,500,000              |              | 10/01/11-09/30/12  |
| (46) Enhanced Allotment Plan  | 50/50%                   | 93.778                       | 612,433    | 637,250    | 694,743    |            | 734,489     | 773,410                            | 641,865                    | 773,410                      |                        |              |                    |



**Government of Guam  
Federal Programs Inventory  
Fiscal Years 2007 - 2012 and 2013**

| Prog. Cat./GovGuam Depts./<br>Fed. Agencies/Fed. Prog.  | Match Ratio<br>Fed/Local | Federal<br>Catalog<br>Number | FY 2007     | FY 2008     | FY 2009     | FY 2010     | FY 2011     | FY 2012 and<br>2013<br>(Estimated) | Local<br>Matching<br>Funds | Federal<br>Matching<br>Funds | 100% Federal<br>Grants | Foot<br>Note | Grant Period<br>6/ |
|---|--------------------------|------------------------------|-------------|-------------|-------------|-------------|-------------|------------------------------------|----------------------------|------------------------------|------------------------|--------------|--------------------|
| Human Resources Services Administration   |                          |                              |             |             |             |             |             |                                    |                            |                              |                        |              |                    |
| (1) EMS for Children Partnership Grants   | 100%                     | 93.127                       | 126,051     | 115,000     | 115,000     | 130,000     | 130,000     | 130,000                            |                            |                              | 130,000                |              | 03/31/10-02/28/12  |
| (2) Rural Access to Emergency Devices   | 100%                     | 93.259                       |             |             | 100,000     |             |             |                                    |                            |                              |                        |              |                    |
| U.S. Department of Justice, Bureau of Justice Assistance  |                          |                              |             |             |             |             |             |                                    |                            |                              |                        |              |                    |
| (1) Prescription Drug Monitoring Program  | 100%                     | 16.580                       |             |             | 317,587     | 286,353     |             |                                    |                            |                              |                        |              |                    |
| U.S. Department of Interior - Office of Insular Affairs   |                          |                              |             |             |             |             |             |                                    |                            |                              |                        |              |                    |
| (1) Pharmaceuticals/Medical Supplies/Capital Eqpt./Building Imp.                                  | 100%                     | 15.875                       | 500,000     | 500,000     | 500,000     | 500,000     | 750,000     | 750,000                            |                            |                              | 750,000                |              | 10/01/11-09/30/17  |
| Subtotal  |                          |                              | 105,595,975 | 105,246,847 | 105,864,917 | 150,200,280 | 203,293,568 | 242,225,118                        | 18,003,845                 | 25,114,090                   | 217,111,028            |              |                    |
| <b>Note: Cost Pool Programs are included in above subtotals.</b>                                  |                          |                              |             |             |             |             |             |                                    |                            |                              |                        |              |                    |
| <b>Cost Pool Programs</b>   |                          |                              |             |             |             |             |             |                                    |                            |                              |                        |              |                    |
| (a) State Office  | 50/50%                   | N/A                          | 95,210      | 96,559      | 120,503     | 144,768     | 144,768     | 126,444                            | 126,406                    | 126,444                      |                        |              | 10/01/11-09/30/12  |
| (b) Investigative and Recoupment  | 50/50%                   | N/A                          | 376,855     | 395,698     | 406,788     | 302,604     | 302,604     | 303,946                            | 315,944                    | 303,946                      |                        |              | 10/01/11-09/30/12  |
| (c) Management Services   | 50/50%                   | N/A                          | 432,059     | 383,885     | 476,238     | 430,979     | 430,979     | 343,151                            | 344,150                    | 343,151                      |                        |              | 10/01/11-09/30/12  |
| <b>Total Cost Pool Programs</b>   |                          |                              | 904,124     | 876,142     | 1,003,529   | 878,351     | 878,351     | 773,541                            | 786,500                    | 773,541                      | 0                      |              |                    |
| <b>Integrated Services for Individuals w/Disabilities</b>   |                          |                              |             |             |             |             |             |                                    |                            |                              |                        |              |                    |
| U.S. Department of Education  |                          |                              |             |             |             |             |             |                                    |                            |                              |                        |              |                    |
| (1) Basic Support - Sec. 110  | 78.7/21.3                | 84.126A                      | 2,052,208   | 2,052,208   | 2,992,651   | 2,052,208   | 2,992,651   | 2,052,208                          | 555,426                    | 2,052,208                    |                        |              | 10/01/10-09/30/12  |
| (2) Independent Living - Rehab. Services  | 100%                     | 84.169A                      | 28,235      | 28,235      | 28,235      | 29,019      | 29,019      | 29,019                             |                            |                              | 29,019                 |              | 10/01/10-09/30/12  |
| (3) Independent Living Services - Older Blind Indiv.  | 100%                     | 84.177A                      | 40,000      | 40,000      | 40,000      | 40,000      | 40,000      | 40,000                             |                            |                              | 40,000                 |              | 10/01/10-09/30/12  |
| (4) State Supported Employment Services   | 100%                     | 84.187A                      | 47,690      | 47,690      | 47,690      | 36,476      | 36,476      | 36,476                             |                            |                              | 36,476                 |              | 10/01/10-09/30/12  |
| U.S. Department of Health and Human Services  |                          |                              |             |             |             |             |             |                                    |                            |                              |                        |              |                    |
| (1) Centers for Medicare & Medicaid   | 100%                     | 93.779                       |             |             |             | 314,399     |             |                                    |                            |                              |                        |              |                    |
| U.S. Department of Interior, Office of the Insular Affairs  |                          |                              |             |             |             |             |             |                                    |                            |                              |                        |              |                    |
| (1) Permanent Injunction Projects   | 100%                     | 15.875                       | 500,000     | 500,000     | 500,000     |             | 250,000     | 250,000                            |                            |                              | 250,000                |              | 10/01/11-09/30/17  |
| Subtotal  |                          |                              | 2,668,133   | 2,668,133   | 3,608,576   | 2,472,102   | 3,348,146   | 2,407,703                          | 555,426                    | 2,052,208                    | 355,495                |              |                    |
| <b>Mental Health and Substance Abuse</b>  |                          |                              |             |             |             |             |             |                                    |                            |                              |                        |              |                    |
| U.S. Department of Health & Human Services  |                          |                              |             |             |             |             |             |                                    |                            |                              |                        |              |                    |
| (1) Substance Abuse Prevention and Treatment Block Grant  | 100%                     | 93.959                       | 886,616     | 443,343     | 886,616     | 896,699     | 896,699     |                                    |                            |                              |                        |              |                    |
| (2) Community Mental Health Services Block Grant  | 100%                     | 93.958                       | 215,082     | 215,082     | 211,293     | 211,293     | 229,028     | 229,028                            |                            |                              | 229,028                |              | 10/01/11-09/30/12  |
| (3) "PATH" Formula Grant Program  | 100%                     | 93.150                       | 50,000      | 50,000      | 50,000      | 50,000      | 50,000      | 50,000                             |                            |                              | 50,000                 |              | 10/01/11-09/30/12  |
| (4) Cooperative Agreement for the Comprehensive Community (Child Mental Health Initiative (CMHI)) | 100%                     | 93.104                       | 1,500,000   |             |             |             |             |                                    |                            |                              |                        |              |                    |
| (5) Data Infrastructure Grant (DIG)   | 100%                     | 93.243                       | 71,100      | 71,000      | 71,000      | 71,000      | 60,000      | 60,000                             |                            |                              | 60,000                 |              | 10/01/11-09/30/12  |
| (6) SPF PEACE Strategic Prevention  | 100%                     | 93.243                       | 996,000     | 996,000     | 1,880,462   | 737,001     |             |                                    |                            |                              |                        |              |                    |
| (7) Aging Disability Resource Center (ADRC)   | 83/17%                   | 93.959                       |             |             |             | 225,862     | 225,862     | 225,862                            | 38,397                     | 225,862                      |                        |              | 10/01/11-09/30/12  |
| (8) Focus on Life Youth Suicide   | 100%                     | 93.048                       |             |             | 500,000     | 500,000     | 500,000     |                                    |                            |                              |                        |              |                    |
| U.S. Department of Justice (Sub-recipient -BSP)   |                          |                              |             |             |             |             |             |                                    |                            |                              |                        |              |                    |
| (1) State Sexual Assault and Domestic Violence Coalitions Program                                 | 100%                     | 16.588                       | 167,457     | 156,928     | 54,500      | 189,253     | 189,253     | 189,253                            |                            |                              | 189,253                |              | 04/01/11-06/30/13  |
| U.S. Housing and Urban Development (GHURA Sub-Recipient)  |                          |                              |             |             |             |             |             |                                    |                            |                              |                        |              |                    |
| (1) Real Property Guma Hinemlo  | 100%                     | 14.235                       |             | 30,000      | 30,000      | 30,000      |             |                                    |                            |                              |                        |              |                    |
| (2) Supportive Services Guma Hinemlo  | 80/20%                   | 14.235                       |             | 223,339     | 223,340     | 224,540     |             |                                    |                            |                              |                        |              |                    |
| (3) Operations Guma Hinemlo   | 75/25%                   | 14.235                       |             | 43,959      | 43,959      | 43,959      |             |                                    |                            |                              |                        |              |                    |
| (4) Administration  | 100%                     | 14.235                       |             | 14,864      | 14,864      | 14,864      |             |                                    |                            |                              |                        |              |                    |
| U.S. Department of Interior, Office of Insular Affairs (Compact Impact)                           |                          |                              |             |             |             |             |             |                                    |                            |                              |                        |              |                    |
| (1) Permanent Injunction  | 100%                     | 15.875                       |             |             |             | 500,000     |             |                                    |                            |                              |                        |              |                    |
| (2) DMHSA Transition Home and Building Renovation   | 100%                     | 15.875                       |             |             |             | 290,000     |             |                                    |                            |                              |                        |              |                    |
| (3) DMHSA Permanent Injunction Project  | 100%                     | 15.875                       |             |             | 500,000     |             |             |                                    |                            |                              |                        |              |                    |
| (4) Psychotropic Medication & Vendor Payables   | 100%                     |                              | 400,000     |             |             | 500,000     |             |                                    |                            |                              |                        |              |                    |
| (5) Direct Support Providers  | 100%                     | 15.875                       |             | 213,000     |             |             |             |                                    |                            |                              |                        |              |                    |
| Subtotal  |                          |                              | 4,286,255   | 2,457,515   | 4,466,034   | 4,484,471   | 2,150,842   | 754,143                            | 38,397                     | 225,862                      | 528,281                |              |                    |

**Government of Guam  
Federal Programs Inventory  
Fiscal Years 2007 - 2012 and 2013**

| Prog. Cat./GovGuam Depts./<br>Fed. Agencies/Fed. Prog.            | Match Ratio<br>Fed/Local | Federal<br>Catalog<br>Number | FY 2007   | FY 2008   | FY 2009   | FY 2010   | FY 2011   | FY 2012 and<br>2013<br>(Estimated) | Local<br>Matching<br>Funds | Federal<br>Matching<br>Funds | 100% Federal<br>Grants | Foot<br>Note | Grant Period<br>6/ |
|---|--------------------------|------------------------------|-----------|-----------|-----------|-----------|-----------|------------------------------------|----------------------------|------------------------------|------------------------|--------------|--------------------|
| <b>Guam Memorial Hospital Authority</b>                           |                          |                              |           |           |           |           |           |                                    |                            |                              |                        |              |                    |
| U.S. Department of Interior, Office of the Insular Affairs        |                          |                              |           |           |           |           |           |                                    |                            |                              |                        |              |                    |
| (1) Medical & Pharmaceutical Supplies & Equipment/Building Improv | 100%                     | 15.875                       | 6,242,322 | 6,992,303 | 3,142,322 | 3,500,000 | 2,500,000 | 3,000,000                          |                            |                              | 3,000,000              |              | 10/01/11-09/30/17  |
| Subtotal  |                          |                              | 6,242,322 | 6,992,303 | 3,142,322 | 3,500,000 | 2,500,000 | 3,000,000                          | 0                          | 0                            | 3,000,000              |              |                    |
| <b>PUBLIC SAFETY:</b>   |                          |                              |           |           |           |           |           |                                    |                            |                              |                        |              |                    |
| <b>Guam Police</b>  |                          |                              |           |           |           |           |           |                                    |                            |                              |                        |              |                    |
| U.S. Dept. of Justice   |                          |                              |           |           |           |           |           |                                    |                            |                              |                        |              |                    |
| (1) COPS Methamphetamine Program                                  | 100%                     | 16.710                       |           |           |           | 150,000   |           |                                    |                            |                              |                        |              |                    |
| (2) FY2006 Anti-Gang Initiative Grant Program                     | 100%                     | 16.744                       | 61,391    |           |           | 61,391    |           |                                    |                            |                              |                        |              |                    |
| (3) Targeting Violent Crime Initiative                            | 100%                     | 16.580                       | 103,876   |           |           |           |           |                                    |                            |                              |                        |              |                    |
| (4) Intellectual Property Crimes Enforcement Program              | 100%                     | 16.752                       |           |           |           |           |           | 115,000                            |                            |                              | 115,000                |              | 10/01/11-09/30/12  |
| (5) Solving Cold Cases With DNA                                   | 100%                     | 16.560                       |           |           |           |           |           | 118,694                            |                            |                              | 118,694                |              | 10/01/11-03/31/13  |
| U.S. COAST GUARD  |                          |                              |           |           |           |           |           |                                    |                            |                              |                        |              |                    |
| (1) Recreation Boating Safety Program- Local/Federal Matched      | 50/50%                   | 97.012                       | 642,993   | 740,911   | 761,100   |           | 761,100   | 726,136                            | 526,136                    | 726,136                      |                        |              | 12/13/10-12/13/13  |
| U.S. Department of Interior, Office of Insular Affairs            |                          |                              |           |           |           |           |           |                                    |                            |                              |                        |              |                    |
| (1) Forensic Crime Lab Equipment                                  | 100%                     | 15.875                       |           |           | 1,000,000 |           |           |                                    |                            |                              |                        |              |                    |
| (2) Equipment procurement (motorcycles)                           | 100%                     | 15.875                       |           |           |           | 527,026   |           |                                    |                            |                              |                        |              |                    |
| Subtotal  |                          |                              | 808,260   | 740,911   | 1,761,100 | 738,417   | 761,100   | 959,830                            | 526,136                    | 726,136                      | 233,694                |              | 10/01/10-09/30/16  |
| <b>Guam Fire Department</b>                                       |                          |                              |           |           |           |           |           |                                    |                            |                              |                        |              |                    |
| Department of Homeland security                                   |                          |                              |           |           |           |           |           |                                    |                            |                              |                        |              |                    |
| (1) Assistance to Firefighters Grant                              | 100%                     | 97.044                       | 359,500   | 564,650   |           |           | 7,195,929 |                                    |                            |                              |                        |              | 4/                 |
| (2) Assistance to Firefighters Grant                              | 80/20%                   | 97.044                       |           |           |           |           |           | 102,000                            | 20,400                     | 102,000                      |                        | 5/           | 10/01/11-09/30/12  |
| U.S. Department of Agriculture                                    |                          |                              |           |           |           |           |           |                                    |                            |                              |                        |              |                    |
| (1) Rural Development community Facilities Grant                  | 100%                     | 10.766                       |           |           | 65,000    |           |           |                                    |                            |                              |                        |              |                    |
| U.S. Department of Interior, Office of the Insular Affairs        |                          |                              |           |           |           |           |           |                                    |                            |                              |                        |              |                    |
| (1) Structural Fire Rescue Pumper & Fire Rescue Boat              | 100%                     | 15.875                       |           |           | 1,000,000 | 750,000   | 500,000   |                                    |                            |                              |                        |              | 10/01/10-09/30/16  |
| (2) Capital Equipment   | 100%                     | 15.875                       |           |           |           |           | 500,000   |                                    |                            |                              |                        |              | 10/01/10-09/30/16  |
| Subtotal  |                          |                              | 359,500   | 564,650   | 1,065,000 | 750,000   | 8,195,929 | 102,000                            | 20,400                     | 102,000                      | 0                      |              |                    |
| <b>Corrections</b>  |                          |                              |           |           |           |           |           |                                    |                            |                              |                        |              |                    |
| U.S. Department of Interior, Office of Insular Affairs            |                          |                              |           |           |           |           |           |                                    |                            |                              |                        |              |                    |
| (1) Capital Improvement Project                                   | 100%                     | 15.875                       |           |           |           |           | 500,000   |                                    |                            |                              |                        |              | 10/01/10-09/30/16  |
| (2) Capital Equipment (Emergency Standby Generators)              | 100%                     | 15.875                       |           |           |           |           | 500,000   |                                    |                            |                              |                        |              |                    |
| (3) Electronic Cell Locking System Upgrade                        | 100%                     | 15.875                       |           |           |           |           |           | 300,000                            |                            |                              | 300,000                |              | 10/01/11-09/30/17  |
| (4) Fire Sprinkler System-Phase II                                | 100%                     | 15.875                       | 500,000   |           |           |           |           |                                    |                            |                              |                        |              |                    |
| U.S. Department of Justice  |                          |                              |           |           |           |           |           |                                    |                            |                              |                        |              |                    |
| (1) State Criminal Alien Assistance Program                       | 100%                     | 16.606                       | 156,256   |           | 555,141   | 214,575   | 600,235   | 600,000                            |                            |                              | 600,000                |              | 10/01/11-09/30/12  |
| Subtotal  |                          |                              | 656,256   | 0         | 555,141   | 214,575   | 1,600,235 | 900,000                            | 0                          | 0                            | 900,000                |              |                    |
| <b>Youth Affairs</b>  |                          |                              |           |           |           |           |           |                                    |                            |                              |                        |              |                    |
| U.S. Department of Justice  |                          |                              |           |           |           |           |           |                                    |                            |                              |                        |              |                    |
| (1) Title II - Formula Grant                                      | 100%                     | 16.541                       | 100,000   | 100,000   | 100,000   | 100,000   | 100,000   | 100,000                            |                            |                              | 100,000                |              | 10/01/11-09/30/14  |
| (2) Title V - Community Prevention Program                        | 100%                     | 16.548                       | 25,075    | 25,075    | 12,099    | 8,372     | 21,239    | 21,239                             |                            |                              | 21,239                 |              | 10/01/11-09/30/14  |
| (3) Juvenile Accountability Block Grants (JABG)                   | 100%                     | 16.523                       | 222,800   | 222,800   | 235,200   | 267,600   | 257,600   | 257,600                            |                            |                              | 257,600                |              | 06/01/11-05/31/14  |
| (4) Enforcing Underaged Drinking Laws (EUDL)                      | 100%                     | 16.727                       |           |           | 350,000   | 360,000   | 356,400   | 356,400                            |                            |                              | 356,400                |              | 06/01/11-05/31/14  |
| U.S. Department of Education                                      |                          |                              |           |           |           |           |           |                                    |                            |                              |                        |              |                    |
| (1) Safe and Drug-Free Schools and Communities State Grants       | 100%                     | 84.186                       | 386,946   | 386,946   | 386,946   | 386,946   |           |                                    |                            |                              |                        |              |                    |
| U.S. Department of Agriculture                                    |                          |                              |           |           |           |           |           |                                    |                            |                              |                        |              |                    |
| (1) DYA Central MTM Grant   | 100%                     | 10.766                       |           |           |           | 59,612    |           |                                    |                            |                              |                        |              |                    |
| U.S. Department of Interior, Office of Insular Affairs            |                          |                              |           |           |           |           |           |                                    |                            |                              |                        |              |                    |
| (1) Facilities Improvements                                       | 100%                     | 15.875                       |           |           |           | 250,000   | 250,000   | 250,000                            |                            |                              | 250,000                |              | 10/01/11-09/30/17  |
| Subtotal  |                          |                              | 734,821   | 734,821   | 1,084,245 | 1,432,530 | 985,239   | 985,239                            | 0                          | 0                            | 985,239                |              |                    |



**Government of Guam  
Federal Programs Inventory  
Fiscal Years 2007 - 2012 and 2013**

| Prog. Cat./GovGuam Depts./<br>Fed. Agencies/Fed. Prog.             | Match Ratio<br>Fed/Local | Federal<br>Catalog<br>Number | FY 2007   | FY 2008   | FY 2009   | FY 2010   | FY 2011   | FY 2012 and<br>2013<br>(Estimated) | Local<br>Matching<br>Funds | Federal<br>Matching<br>Funds | 100% Federal<br>Grants | Foot<br>Note | Grant Period<br>6/ |
|--|--------------------------|------------------------------|-----------|-----------|-----------|-----------|-----------|------------------------------------|----------------------------|------------------------------|------------------------|--------------|--------------------|
| <b>LABOR:</b>  |                          |                              |           |           |           |           |           |                                    |                            |                              |                        |              |                    |
| <b>Labor</b>   |                          |                              |           |           |           |           |           |                                    |                            |                              |                        |              |                    |
| U.S. Department of Labor   |                          |                              |           |           |           |           |           |                                    |                            |                              |                        |              |                    |
| (1) Guam Employment Service (Wagner Peysler)                       | 100%                     | 17.207                       | 332,872   | 329,126   | 329,126   | 329,219   | 329,219   | 329,219                            |                            |                              | 329,219                |              | 07/01/12-06/30/15  |
| (2) Senior Community Service Employment Program                    | 100%                     | 17.235                       | 1,088,125 | 1,173,657 | 1,286,831 | 1,350,956 | 1,350,956 | 1,350,956                          |                            |                              | 1,350,956              |              | 07/01/12-06/30/13  |
| (3) OSHA On-Site Consultation                                      | 100%                     | 17.504                       | 273,000   | 258,000   | 273,000   | 248,000   | 273,000   | 273,000                            |                            |                              | 273,000                |              | 10/01/11-09/30/12  |
| (4) BLS - Occupational Safety & Health Statistic (OSHS)            | 50/50%                   | 17.005                       | 34,200    | 35,000    | 36,600    | 41,400    | 42,100    | 42,100                             | 42,100                     | 42,100                       |                        |              | 10/01/11-09/30/12  |
| (5) Alien Labor Certification                                      | 100%                     | 17.273                       | 52,916    | 54,302    | 66,295    | 73,887    | 11,644    |                                    |                            |                              |                        |              |                    |
| (6) One Stop-Workforce Information Core Products                   | 100%                     | 17.207                       | 93,191    | 92,162    | 92,716    | 92,899    | 92,899    | 92,899                             |                            |                              | 92,899                 |              | 07/01/12-06/30/15  |
| (7) BLS - Occupational Employment Statistic (OES) Labor Market Inf | 100%                     | 17.002                       | 49,784    | 58,000    | 59,000    | 61,000    | 65,000    | 65,000                             |                            |                              | 65,000                 |              | 10/01/11-09/30/12  |
| (8) Economic Census-2007   | 100%                     | 17.005                       |           | 10,000    |           |           |           |                                    |                            |                              |                        |              |                    |
| (9) USDOL Veterans Program   | 100%                     | 17.801                       |           |           |           | 70,000    | 70,000    | 70,000                             |                            |                              | 70,000                 |              | 01/01/12-12/31/12  |
| (10) Disability Program Navigator                                  | 100%                     | 17.266                       |           |           | 80,000    |           |           |                                    |                            |                              |                        |              |                    |
| (11) Equal Employment Opportunity Commission                       | 100%                     | 17.207                       |           |           |           | 63,881    | 63,881    |                                    |                            |                              |                        |              |                    |
| Corporation for National & Community Service                       |                          |                              |           |           |           |           |           |                                    |                            |                              |                        |              |                    |
| (1) a. Administrative  | 100%                     | 94.003                       | 125,000   | 93,095    | 125,000   | 250,000   | 250,000   | 250,000                            |                            |                              | 250,000                |              | 01/01/12-12/31/14  |
| b. Program Development & Technical Assistant                       | 100%                     | 94.009                       | 44,000    | 25,408    | 44,000    | 42,559    | 36,900    | 36,900                             |                            |                              | 36,900                 |              | 01/01/12-12/31/14  |
| c. Sub-Grantees  | 100%                     | 94.006                       | 1,411,126 | 1,799,042 | 1,382,387 | 1,580,393 | 1,405,453 | 1,405,453                          |                            |                              | 1,405,453              |              | 01/01/12-12/31/14  |
| Subtotal   |                          |                              | 3,504,214 | 3,927,792 | 3,774,955 | 4,204,194 | 3,991,052 | 3,915,527                          | 42,100                     | 42,100                       | 3,873,427              |              |                    |
| <b>Agency for Human Resources Development</b>                      |                          |                              |           |           |           |           |           |                                    |                            |                              |                        |              |                    |
| U.S. Department of Labor   |                          |                              |           |           |           |           |           |                                    |                            |                              |                        |              |                    |
| (1) a. Workforce Investment Act-Youth Formula Grants               | 100%                     | 17.259                       | 1,091,714 | 1,072,924 | 1,072,924 | 1,072,924 | 1,072,924 | 1,072,924                          |                            |                              | 1,072,924              |              | 07/01/12-06/30/15  |
| b. WIA-Adult Activities  | 100%                     | 17.258                       | 961,799   | 997,885   | 997,885   | 997,885   | 997,885   | 997,885                            |                            |                              | 997,885                |              | 07/01/12-06/30/15  |
| c. WIA-Dislocated Workers Formula-States                           | 100%                     | 17.260                       | 1,640,545 | 1,696,508 | 1,699,037 | 1,636,618 | 1,636,618 | 1,636,618                          |                            |                              | 1,636,618              |              | 07/01/12-06/30/15  |
| Subtotal   |                          |                              | 3,694,058 | 3,767,317 | 3,769,846 | 3,707,427 | 3,707,427 | 3,707,427                          | 0                          | 0                            | 3,707,427              |              |                    |
| <b>NATURAL RESOURCES:</b>  |                          |                              |           |           |           |           |           |                                    |                            |                              |                        |              |                    |
| <b>Agriculture</b>   |                          |                              |           |           |           |           |           |                                    |                            |                              |                        |              |                    |
| U.S. Department of Agriculture                                     |                          |                              |           |           |           |           |           |                                    |                            |                              |                        |              |                    |
| (1) Cooperative Forestry Assistance (Forestry State & Private)     | 50/50%                   | 10.664                       | 314,000   | 305,000   | 142,000   |           | 100,000   | 100,000                            | 127,517                    | 100,000                      |                        |              | 06/01/11-05/31/12  |
| (2) Cooperative Fire Protection                                    | 50/50%                   | 10.664                       | 216,000   | 185,000   | 185,000   | 100,000   | 166,500   | 116,550                            | 100,000                    | 116,550                      |                        |              | 06/01/11-05/31/12  |
| (3) Cooperative Forestry Invasive Plants                           | 100%                     | 10.664                       | 25,000    |           |           |           |           |                                    |                            |                              |                        |              |                    |
| (4) Natural Resource Conservation Education                        | 100%                     | 10.664                       | 11,600    | 10,000    | 10,000    |           |           |                                    |                            |                              |                        |              |                    |
| (5) Reestablish Endangered Species-Serianthes Nelsonii             | 100%                     | 10.664                       | 15,000    |           |           |           |           |                                    |                            |                              |                        |              |                    |
| (6) Forest Legacy Assessment                                       | 100%                     | 10.676                       | 20,000    |           |           |           |           |                                    |                            |                              |                        |              |                    |
| (7) Conservation Innovation Grant-Thinning Acacia                  | 100%                     | 10.912                       | 68,230    |           |           |           |           |                                    |                            |                              |                        |              |                    |
| (8) Wildlife Habitat Incentive Program                             | 100%                     | 10.914                       | 57,750    |           |           |           |           |                                    |                            |                              |                        |              |                    |
| (9) Animal and Plant Health Inspection Service                     | 100%                     | 10.025                       |           | 159,600   |           |           |           |                                    |                            |                              |                        |              |                    |
| (10) Plant Pest and Animal Diseases                                | 100%                     | 10.025                       | 15,000    | 25,000    | 25,000    | 10,000    | 10,000    |                                    |                            |                              |                        |              |                    |
| (11) Spatial Analysis Project                                      | 100%                     | 10.678                       |           | 25,000    |           |           |           |                                    |                            |                              |                        |              |                    |
| (12) Management of Forest Legacy in Guam Plant Pest and Animal D   | 100%                     | 10.676                       |           | 5,000     | 7,000     |           |           |                                    |                            |                              |                        |              |                    |
| (13) Comprehensive Crop Data Information System                    | 100%                     | 10.156                       |           | 26,900    |           |           |           |                                    |                            |                              |                        |              |                    |
| (14) In Vitro Development of Clean Planting                        | 100%                     | 10.170                       |           |           | 100,273   | 164,711   | 183,112   |                                    |                            |                              |                        |              | 03/01/11-02/28/14  |
| (15) Masso Reservoir & Watershed Restoration (N40192-08-29001)     | 100%                     |                              |           | 235,000   |           |           |           |                                    |                            |                              |                        |              | 03/31/09-03/31/12  |
| (16) Ceti Watershed Restoration Project (N40192-08-9003)           | 100%                     |                              |           | 4,471,000 |           |           |           |                                    |                            |                              |                        |              | 09/01/08-09/30/18  |
| (17) Survey of Invasive Plant Species in Guam                      | 100%                     | 10.680                       |           | 20,000    |           |           |           |                                    |                            |                              |                        |              |                    |
| (18) Urban & Community Forestry                                    | 100%                     | 10.664                       |           |           | 150,000   |           |           |                                    |                            |                              |                        |              |                    |
| (19) Coalition of Western state Foresters State Assessment         | 100%                     |                              |           |           |           | 14,177    |           |                                    |                            |                              |                        |              |                    |
| (20) Guam Bio-Security Task Force Start Up                         | 100%                     | 10.025                       |           |           |           | 272,808   |           |                                    |                            |                              |                        |              |                    |
| (21) Non-Permanent Kennel  | 100%                     | 10.025                       |           |           |           | 70,000    |           |                                    |                            |                              |                        |              |                    |
| (22) Cooperative Fire Protection (FMO)                             | 100%                     | 10.664                       |           |           |           | 80,000    |           |                                    |                            |                              |                        |              |                    |
| U.S. Department of Interior, Fish and Wildlife Service             |                          |                              |           |           |           |           |           |                                    |                            |                              |                        |              |                    |
| (1) Fish and Wildlife Restoration (W1R)                            | 100%                     | 15.611                       | 320,800   | 503,286   | 503,286   | 458,865   | 642,992   | 642,992                            |                            |                              | 642,992                |              | 10/01/11-09/30/12  |
| (2) Fish and Wildlife-Coordination (FW3C)                          | 100%                     | 15.611                       | 145,000   | 155,000   | 155,000   | 218,548   | 248,936   | 248,936                            |                            |                              | 248,936                |              | 10/01/11-09/30/12  |

**Government of Guam  
Federal Programs Inventory  
Fiscal Years 2007 - 2012 and 2013**

| Prog. Cat./GovGuam Depts./<br>Fed. Agencies/Fed. Prog.   | Match Ratio<br>Fed/Local | Federal<br>Catalog<br>Number | FY 2007   | FY 2008   | FY 2009   | FY 2010   | FY 2011   | FY 2012 and<br>2013<br>(Estimated) | Local<br>Matching<br>Funds | Federal<br>Matching<br>Funds | 100% Federal<br>Grants | Foot<br>Note | Grant Period<br>6/ |
|--|--------------------------|------------------------------|-----------|-----------|-----------|-----------|-----------|------------------------------------|----------------------------|------------------------------|------------------------|--------------|--------------------|
| (3) a. Endangered Species Investigation (E2)   | 100%                     | 15.605                       | 270,549   | 270,549   | 270,549   |           |           |                                    |                            |                              |                        |              |                    |
| b. Endangered Species Investigation  | 100%                     | 15.605                       |           |           |           | 262,529   | 279,712   | 279,712                            |                            |                              | 279,712                |              | 10/01/11-09/30/12  |
| c. Endangered Species Investigation  | 100%                     | 15.605                       |           |           |           | 5,000     | 4,920     | 5,000                              |                            |                              | 5,000                  |              | 10/01/11-09/30/12  |
| d. Endangered Species Investigation  | 100%                     | 15.605                       |           |           |           | 5,000     | 17,033    | 17,033                             |                            |                              | 17,033                 |              | 10/01/11-09/30/12  |
| (4) Sport Fish Restoration/Investigation (F1R)   | 100%                     | 15.605                       | 1,114,460 | 255,985   | 255,985   | 655,696   | 453,308   | 453,308                            |                            |                              | 453,308                |              | 10/01/11-09/30/12  |
| (5) Installation of Add. Shallow Water Moors (F5D)   | 100%                     | 15.605                       | 178,499   |           |           |           |           |                                    |                            |                              |                        |              |                    |
| (6) Enhancement and Repair of Boating Access Facilities (F6D)  | 100%                     | 15.605                       | 65,000    | 65,000    | 65,000    | 65,000    |           |                                    |                            |                              |                        |              |                    |
| (7) a. Maint. & Redept. Of FAD and SWMS (F9D2)   | 100%                     | 15.605                       | 175,168   |           |           |           |           |                                    |                            |                              |                        |              |                    |
| b. Maint. & Redept. Of FAD and SWMS (F9D7)   | 100%                     | 15.605                       |           |           | 315,858   |           |           |                                    |                            |                              |                        |              |                    |
| c. Maint. & Redept. Of FAD and SWMS (F9D8)   | 100%                     | 15.605                       |           |           |           |           | 410,317   |                                    |                            |                              |                        |              |                    |
| d. Maint. & Redept. Of FAD and SWMS (F9D9)   | 100%                     | 15.605                       |           |           |           |           |           | 300,000                            |                            |                              | 300,000                |              | 10/01/11-09/30/12  |
| (8) a. Maint. & Repr of Fishing Platforms & Renovation of Storage Fa   | 100%                     | 15.605                       | 90,309    | 90,309    | 90,309    | 90,309    |           |                                    |                            |                              |                        |              |                    |
| b. Maint. & Repr of Fishing Platforms & Renovation of Storage Fa   | 100%                     | 15.605                       |           | 57,616    |           | 90,309    |           | 50,000                             |                            |                              | 50,000                 |              | 10/01/11-09/30/12  |
| (9) a. Construction of Fisheries Office Building (F2D10)   | 100%                     | 15.605                       | 26,099    |           |           |           |           |                                    |                            |                              |                        |              |                    |
| b. Construction of Fisheries Office Building (FIR14)   | 100%                     | 15.605                       |           |           |           | 177,600   | 60,000    |                                    |                            |                              |                        |              |                    |
| (10) Boathouse Repairs and Improvements (F14D1)  | 100%                     | 15.605                       |           |           | 30,000    | 30,000    |           |                                    |                            |                              |                        |              |                    |
| (11) Guam Sportfish Investigations (F14R1)   | 100%                     | 15.605                       |           | 255,985   |           | 70,000    |           |                                    |                            |                              |                        |              |                    |
| (12) Corp Fish Invest-mangrove Snap (F14R2)  | 100%                     | 15.605                       |           |           | 38,781    | 38,781    |           |                                    |                            |                              |                        |              |                    |
| (13) Recreational Impact Coral Reef (F14R3)  | 100%                     | 15.605                       |           |           | 100,000   | 100,000   |           |                                    |                            |                              |                        |              |                    |
| (14) GU Reef Fish Spawning Aggregat (F14R4)  | 100%                     | 15.605                       |           |           | 91,077    |           |           |                                    |                            |                              |                        |              |                    |
| (15) Connectivity Reef Fish Poulat (F14R5)   | 100%                     | 15.605                       |           |           | 199,235   | 199,235   |           |                                    |                            |                              |                        |              |                    |
| (16) Guam Marine Plant Field Guide (F14R6)   | 100%                     | 15.605                       |           |           | 17,500    | 17,500    |           |                                    |                            |                              |                        |              |                    |
| (17) Assess GU Reef Spawn Aggr (F14R7)   | 100%                     | 15.605                       |           |           | 28,100    | 28,100    |           |                                    |                            |                              |                        |              |                    |
| (18) Quantity/Assess Effects of Sediment (F14R8)   | 100%                     | 15.605                       |           |           | 63,970    | 63,970    |           |                                    |                            |                              |                        |              |                    |
| (19) Recruit Srce/Dynam Unicorn Fish (F14R9)   | 100%                     | 15.605                       |           |           | 44,205    | 44,205    |           |                                    |                            |                              |                        |              |                    |
| (20) Assess Lethrinus Harak GU Prsv (F14R10)   | 100%                     | 15.605                       |           |           | 132,195   | 132,195   |           |                                    |                            |                              |                        |              |                    |
| (21) GU Natural Resource Attorney Svc (F14R11)   | 100%                     | 15.605                       |           |           | 54,000    | 54,000    |           |                                    |                            |                              |                        |              |                    |
| (22) Marine Preserve Areas Educ Sign (F15E1)   | 100%                     | 15.605                       |           |           | 23,822    | 23,822    |           |                                    |                            |                              |                        |              |                    |
| (23) Guam State Wildlife Grant Program (T6R1)  | 100%                     | 15.634                       |           |           | 104,887   | 104,887   |           |                                    |                            |                              |                        |              |                    |
| (24) Cocos Island Biosecurity Program (122008G001)   | 100%                     | 15.875                       |           |           | 30,000    |           |           |                                    |                            |                              |                        |              |                    |
| (25) Merizo Boat Ramp and Pier Facilities (F6B)  | 100%                     | 15.605                       |           |           |           | 104,606   | 104,606   | 85,000                             |                            |                              | 85,000                 |              | 10/01/11-09/30/12  |
| (26) Agat Boat Ramp Repair and Maintenance (F6B)   | 100%                     | 15.605                       |           |           |           | 98,606    |           |                                    |                            |                              |                        |              |                    |
| (27) Agana Boat Ramp Pilings and Dock B Repair/Maint (F6B)   | 100%                     | 15.605                       |           |           |           | 340,106   |           |                                    |                            |                              |                        |              |                    |
| (28) Professional Interactive/Portable Educational Display (F14R12)  | 100%                     | 15.605                       |           |           |           | 70,000    |           |                                    |                            |                              |                        |              |                    |
| (29) Determine Reef Fish Spawning Aggregation Site West Cost (F14  | 100%                     | 15.605                       |           |           |           | 91,685    |           |                                    |                            |                              |                        |              |                    |
| (30) Determine Reef Fish Spawning Aggregation Site (F14R14)  | 100%                     | 15.605                       |           |           |           | 125,895   |           |                                    |                            |                              |                        |              |                    |
| (31) Census/Modeling of Freshwater Fish Dist. In Guam Stream (F14I   | 100%                     | 15.605                       |           |           |           | 60,897    |           |                                    |                            |                              |                        |              |                    |
| (32) Effect of Reservation & Change to Stream-Ocean Connectivity (F  | 100%                     | 15.605                       |           |           |           | 40,786    |           |                                    |                            |                              |                        |              |                    |
| (33) Guam State Wildlife Program (T2R1)  | 100%                     | 15.634                       |           |           |           | 139,000   |           |                                    |                            |                              |                        |              |                    |
| (34) Guam State Wildlife Program (T5HM1)   | 100%                     | 15.634                       |           |           |           | 11,806    |           |                                    |                            |                              |                        |              |                    |
| (35) Guam State Wildlife Program (T8)  | 100%                     | 15.634                       |           |           |           | 18,000    |           |                                    |                            |                              |                        |              |                    |
| (36) Guam Freshwater Sport Fish Investigations (F17R)  | 100%                     | 15.605                       |           |           |           | 70,108    | 70,108    | 70,108                             |                            |                              | 70,108                 |              | 10/01/11-09/30/12  |
| (37) Aquatic Education (F19E)  | 100%                     | 15.605                       |           |           |           | 270,642   | 270,642   |                                    |                            |                              |                        |              |                    |
| (38) Boathouse Repairs and Improvement (F16D)  | 100%                     | 15.605                       |           |           |           | 30,000    |           |                                    |                            |                              |                        |              |                    |
| (39) Guam State Wildlife Program (T7)  | 100%                     | 15.634                       |           |           |           |           | 129,000   |                                    |                            |                              |                        |              |                    |
| (40) Quantifying and Assessing the effect of sedimentation of fish abu<br>fish diversity, and benthic habitats including corals (F14R18) | 100%                     | 15.605                       |           |           |           | 68,598    |           |                                    |                            |                              |                        |              | 10/01/10-09/30/12  |
| U.S. Department of Commerce  |                          |                              |           |           |           |           |           |                                    |                            |                              |                        |              |                    |
| (1) Western Pacific Fishery Information Network (NAO3NM)   | 100%                     | 11.437                       | 31,125    | 67,000    | 67,000    | 67,000    | 67,000    |                                    |                            |                              |                        |              |                    |
| (2) Western Pacific Fishery Information Network (NA-10NMF437009  | 100%                     | 11.437                       |           |           |           |           |           | 11,946                             |                            |                              | 11,946                 |              | 07/01/11-06/30/12  |
| (3) Guam Sea Turtle Recovery Program (NA04NMF450124)   | 100%                     | 11.454                       |           |           |           | 15,000    | 15,000    |                                    |                            |                              |                        |              |                    |
| (4) Guam Sea Turtle Recovery Program (NA10NMF4540385)  | 100%                     | 11.454                       |           |           |           | 20,000    |           |                                    |                            |                              |                        |              |                    |
| U.S. Department of Interior  |                          |                              |           |           |           |           |           |                                    |                            |                              |                        |              |                    |
| (1) Brown Tree Snake Program   | 100%                     | 15.875                       | 260,000   | 260,000   | 260,000   | 174,000   | 260,000   |                                    |                            |                              |                        |              | 10/01/11-03/31/12  |
| (2) Brown Tree Snake Public Awareness  | 100%                     | 15.875                       |           |           |           |           | 380,000   |                                    |                            |                              |                        |              | 01/06/11-01/01/13  |
| (3) Aquatic Nuisance Species BTS   | 100%                     | 15.608                       |           |           |           | 60,000    | 60,000    |                                    |                            |                              |                        |              | 08/18/10-09/30/15  |
| Subtotal   |                          |                              | 3,419,589 | 7,448,230 | 3,560,032 | 5,553,982 | 3,995,132 | 2,380,585                          | 227,517                    | 216,550                      | 2,164,035              |              |                    |

**Government of Guam  
Federal Programs Inventory  
Fiscal Years 2007 - 2012 and 2013**

| Prog. Cat./GovGuam Depts./<br>Fed. Agencies/Fed. Prog.                | Match Ratio<br>Fed/Local | Federal<br>Catalog<br>Number | FY 2007   | FY 2008   | FY 2009   | FY 2010   | FY 2011   | FY 2012 and<br>2013<br>(Estimated) | Local<br>Matching<br>Funds | Federal<br>Matching<br>Funds | 100% Federal<br>Grants | Foot<br>Note | Grant Period<br>6/ |
|---|--------------------------|------------------------------|-----------|-----------|-----------|-----------|-----------|------------------------------------|----------------------------|------------------------------|------------------------|--------------|--------------------|
| <b>Guam Environmental Protection Agency</b>                           |                          |                              |           |           |           |           |           |                                    |                            |                              |                        |              |                    |
| U.S. Environmental Protection Agency                                  |                          |                              |           |           |           |           |           |                                    |                            |                              |                        |              |                    |
| (1) Consolidated Grant  | 100%                     | 66.600                       | 2,895,952 | 2,895,952 | 3,914,757 | 3,743,072 | 3,200,000 | 3,200,000                          |                            |                              | 3,200,000              |              | 10/01/09-09/30/13  |
| (2) LUST Program  | 100%                     | 66.804                       |           |           | 300,000   |           | 118,500   | 118,500                            |                            |                              | 118,500                |              | 10/01/11-09/30/14  |
| U.S. Fish & Wildlife Services - Fish & Wildlife Management Assistance |                          |                              |           |           |           |           |           |                                    |                            |                              |                        |              |                    |
| (1) Fish & Wildlife Management Assistance                             | 100%                     | 15.650                       |           |           | 46,500    |           |           |                                    |                            |                              |                        |              |                    |
| U.S. Department of Defense  |                          |                              |           |           |           |           |           |                                    |                            |                              |                        |              |                    |
| (1) DSMOA   | 100%                     | 12.113                       | 238,292   | 308,477   | 22,574    | 76,890    | 88,000    | 88,000                             |                            |                              | 88,000                 |              | 07/01/11-06/30/13  |
| Subtotal  |                          |                              | 3,134,244 | 3,204,429 | 4,283,831 | 3,819,962 | 3,406,500 | 3,406,500                          | 0                          | 0                            | 3,406,500              |              |                    |
| <b>Parks and Recreation</b>   |                          |                              |           |           |           |           |           |                                    |                            |                              |                        |              |                    |
| U.S. Department of Interior   |                          |                              |           |           |           |           |           |                                    |                            |                              |                        |              |                    |
| (1) Historical Preservation - Survey and Planning                     | 100%                     | 15.904                       | 384,000   | 390,109   | 394,337   | 408,291   | 408,291   | 408,291                            |                            |                              | 408,291                |              | 10/01/11-09/30/12  |
| (2) Land & Water Conservation Fund (LWCF)                             |                          |                              |           | 13,400    | 250,000   |           |           |                                    |                            |                              |                        |              |                    |
| U.S. Department of Housing and Urban Development (CDBG)               |                          |                              |           |           |           |           |           |                                    |                            |                              |                        |              |                    |
| (1) Dededo Sports Complex Swimming Pool                               | 100%                     |                              |           |           | 1,900,000 |           |           |                                    |                            |                              |                        |              |                    |
| U.S. Department of Interior, Office of Insular Affairs                |                          |                              |           |           |           |           |           |                                    |                            |                              |                        |              |                    |
| (1) Public Cemetary Project   | 100%                     | 15.875                       |           |           | 343,000   |           |           |                                    |                            |                              |                        |              |                    |
| (2) Northern Sports Recreation Complex                                | 100%                     | 15.875                       |           |           |           | 100,000   |           |                                    |                            |                              |                        |              |                    |
| Subtotal  |                          |                              | 384,000   | 403,509   | 2,887,337 | 508,291   | 408,291   | 408,291                            | 0                          | 0                            | 408,291                |              |                    |
| <b>Guam Energy Office</b>   |                          |                              |           |           |           |           |           |                                    |                            |                              |                        |              |                    |
| U.S. Department of Energy   |                          |                              |           |           |           |           |           |                                    |                            |                              |                        |              |                    |
| (1) State Energy Program (SEP)  | 100%                     | 81.041                       | 462,464   | 549,492   | 167,000   | 118,000   | 118,000   | 118,000                            |                            |                              | 118,000                |              | 10/01/11-09/30/12  |
| (2) Weatherization Assistance Program (WAP)                           | 100%                     | 81.042                       |           |           |           | 357,856   | 357,856   | 357,856                            |                            |                              | 357,856                |              | 10/01/11-09/30/13  |
| Subtotal  |                          |                              | 462,464   | 549,492   | 167,000   | 475,856   | 475,856   | 475,856                            | 0                          | 0                            | 475,856                |              |                    |
| <b>TOURISM &amp; CULTURE:</b>   |                          |                              |           |           |           |           |           |                                    |                            |                              |                        |              |                    |
| <b>Guam Council on the Arts &amp; Humanities</b>                      |                          |                              |           |           |           |           |           |                                    |                            |                              |                        |              |                    |
| National Endowment for the Arts                                       |                          |                              |           |           |           |           |           |                                    |                            |                              |                        |              |                    |
| (1) Basic State Grant   | 50/50%                   | 45.025                       | 200,000   | 200,000   | 237,300   | 237,300   | 237,300   | 237,300                            | 237,300                    | 237,300                      |                        |              | 10/01/11-09/30/12  |
| (2) State Art in Education  | 50/50%                   | 45.025                       | 11,900    | 11,500    | 11,500    | 12,000    | 12,000    | 12,000                             | 12,000                     | 12,000                       |                        |              | 10/01/11-09/30/12  |
| (3) State Art in Underserved Communities                              | 50/50%                   | 45.025                       | 24,400    | 24,000    | 32,500    | 39,400    | 58,200    | 58,200                             | 58,200                     | 58,200                       |                        |              | 10/01/11-09/30/12  |
| (4) American Masterpieces   | 50/50%                   | 45.025                       | 5,000     | 5,000     |           |           |           |                                    |                            |                              |                        |              |                    |
| Subtotal  |                          |                              | 241,300   | 240,500   | 281,300   | 288,700   | 307,500   | 307,500                            | 307,500                    | 307,500                      | 0                      |              |                    |
| <b>Chamorro Affairs</b>   |                          |                              |           |           |           |           |           |                                    |                            |                              |                        |              |                    |
| National Endowment for the Humanities                                 |                          |                              |           |           |           |           |           |                                    |                            |                              |                        |              |                    |
| (1) Promotion of the Humanities - Challenge Grants                    | 100%                     | 45.130                       |           |           |           |           |           | 50,000                             |                            |                              | 50,000                 |              | 10/01/11-09/30/12  |
| Subtotal  |                          |                              | 0         | 0         | 0         | 0         | 0         | 50,000                             | 0                          | 0                            | 50,000                 |              |                    |
| <b>TRANSPORTATION:</b>  |                          |                              |           |           |           |           |           |                                    |                            |                              |                        |              |                    |
| <b>Public Works</b>   |                          |                              |           |           |           |           |           |                                    |                            |                              |                        |              |                    |
| U.S. Department of Transportation                                     |                          |                              |           |           |           |           |           |                                    |                            |                              |                        |              |                    |
| (1) Alcohol & Other Drugs Program                                     | 100%                     | 20.600                       | 281,134   | 421,121   | 548,916   | 373,438   | 311,799   | 131,584                            |                            |                              | 131,584                |              | 10/01/11-09/30/12  |
| (2) Emergency Medical Services  | 100%                     | 20.600                       | 31,617    | 58,832    | 61,419    | 45,991    | 11,651    | 40,000                             |                            |                              | 40,000                 |              | 10/01/11-09/30/12  |
| (3) Planning and Administration (NHTSA)                               | 100%                     | 20.600                       | 103,335   | 132,246   | 106,859   | 102,120   | 56,111    | 56,217                             |                            |                              | 56,217                 |              | 10/01/11-09/30/12  |
| (4) Roadway Safety (FHWA)   | 100%                     | 20.600                       | 16        | 6         |           |           |           |                                    |                            |                              |                        |              |                    |
| (5) Roadway Safety Program  | 100%                     | 20.600                       | 49,055    | 32,928    | 26,382    | 26,645    | 5,000     | 40,000                             |                            |                              | 40,000                 |              | 10/01/11-09/30/12  |
| (6) Traffic Records   | 100%                     | 20.600                       | 81,150    | 67,458    | 71,798    | 101,939   | 47,418    | 23,400                             |                            |                              | 23,400                 |              | 10/01/11-09/30/12  |
| (7) Safe Communities  | 100%                     | 20.600                       | 32,256    | 32,256    | 23,718    |           |           |                                    |                            |                              |                        |              |                    |
| (8) Youth Activities - Alcohol/Drug Free & SADD Programs              | 100%                     | 20.600                       | 22,313    | 12,448    |           |           |           |                                    |                            |                              |                        |              |                    |
| (9) Child Passenger Protection (Incentive)                            | 100%                     | 20.600                       | 5,006     | 11,235    | 2,071     |           |           |                                    |                            |                              |                        |              |                    |
| (10) Occupant Protection PI& E  | 100%                     | 20.600                       | 136,803   | 255,078   | 205,150   | 193,738   | 73,285    | 128,672                            |                            |                              | 128,672                |              | 10/01/11-09/30/12  |

**Government of Guam  
Federal Programs Inventory  
Fiscal Years 2007 - 2012 and 2013**

| Prog. Cat./GovGuam Depts./<br>Fed. Agencies/Fed. Prog.   | Match Ratio<br>Fed/Local | Federal<br>Catalog<br>Number | FY 2007   | FY 2008    | FY 2009   | FY 2010    | FY 2011    | FY 2012 and<br>2013<br>(Estimated) | Local<br>Matching<br>Funds | Federal<br>Matching<br>Funds | 100% Federal<br>Grants | Foot<br>Note | Grant Period<br>6/ |
|--|--------------------------|------------------------------|-----------|------------|-----------|------------|------------|------------------------------------|----------------------------|------------------------------|------------------------|--------------|--------------------|
| (11) Data Improvement (Incentive)  | 100%                     | 20.600                       | 139,000   | 1,995      | 396       |            |            |                                    |                            |                              |                        |              |                    |
| (12) Selective Traffic Enforcement Program   | 100%                     | 20.600                       | 40,134    | 76,338     | 198,235   | 258,159    | 157,460    | 60,873                             |                            |                              | 60,873                 |              | 10/01/11-09/30/12  |
| (13) Pedestrian Bicycle Safety   | 100%                     | 20.600                       | 44,372    | 24,372     | 85,029    | 74,289     | 8,368      | 25,000                             |                            |                              | 25,000                 |              | 10/01/11-09/30/12  |
| (14) Data Program State Traffic Safety LU (408 k9)   | 100%                     | 20.600                       | 800,000   | 1,300,000  | 1,158,579 | 1,143,000  | 833,500    |                                    |                            |                              |                        |              |                    |
| (15) Safety Belts Incentive Grant (406 k4)   | 100%                     | 20.600                       | 784,250   | 750,449    | 562,534   | 334,581    | 76,108     |                                    |                            |                              |                        |              |                    |
| (16) School Bus Safety Section   | 100%                     | 20.600                       | 2,659     |            |           |            |            |                                    |                            |                              |                        |              |                    |
| (17) Paid Advertisement  | 100%                     | 20.600                       |           |            | 20,000    | 18,000     | 4,501      |                                    |                            |                              |                        |              |                    |
| (18) Paid Advertisement (Section 405)  | 100%                     | 20.600                       |           |            |           | 20,000     | 14,200     |                                    |                            |                              |                        |              |                    |
| (19) Occupant Protection Incentive Grant (Section 405)   | 100%                     | 20.600                       |           |            |           | 55,414     | 48,984     |                                    |                            |                              |                        |              |                    |
| (20) Highway Planning & Construction   |                          |                              |           |            |           |            |            |                                    |                            |                              |                        |              |                    |
| (a) Islandwide Program Management Services (IPMS)  | 100%                     | 20.205                       |           | 20,000,000 |           | 12,221,574 | 5,364,435  |                                    |                            |                              |                        |              | 09/15/06-09/30/14  |
| (b) Professional Services for Archaeological Support   | 100%                     | 20.205                       |           |            |           | 200,000    |            |                                    |                            |                              |                        |              | 05/21/10-09/30/14  |
| (c) Route 4, Resurfacing from (McDonald's to Route 10)   | 100%                     | 20.205                       |           |            |           | 1,192,695  |            |                                    |                            |                              |                        |              | 10/01/08-09/30/14  |
| (d) Route 7A Rehabilitation and Safety Project   | 100%                     | 20.205                       |           |            |           | 4,746,000  |            |                                    |                            |                              |                        |              | 07/15/10-09/30/15  |
| (e) Islandwide Professional Construction Management Services   | 100%                     | 20.205                       |           |            |           | 3,331,731  |            |                                    |                            |                              |                        |              | 07/15/10-09/30/15  |
| (f) Route 2, Temporary Traffic Control   | 100%                     | 20.205                       |           |            | 36,000    |            |            |                                    |                            |                              |                        |              | 05/06/09-09/30/14  |
| (g) Route 8/10/16 TRI Intersection Improvement & New Signaliz  | 100%                     | 20.205                       |           |            | 5,191,671 |            |            |                                    |                            |                              |                        |              | 04/24/09-09/30/14  |
| (h) Reconstruction/Rehabilitation of Route 2 & Cetti Bay Slide R   | 100%                     | 20.205                       |           |            | 543,200   |            |            |                                    |                            |                              |                        |              | 04/30/09-09/30/14  |
| (i) Masso River Bridge Embankment Restoration  | 100%                     | 20.205                       |           |            | 52,153    |            |            |                                    |                            |                              |                        |              | 06/10/09-09/30/14  |
| (j) Route 16/GMF (Post Office) Guam Army National Guard Intersection<br>Traffic Signal Upgrade             | 100%                     | 20.205                       |           |            | 156,900   |            |            |                                    |                            |                              |                        |              | 05/11/09-09/30/14  |
| (k) Route 15, Restoration (near Ton Robit's Street)  | 100%                     | 20.205                       |           |            | 1,020,857 |            |            |                                    |                            |                              |                        |              | 05/13/09-09/30/14  |
| (l) Route 25 Reconstruction and Widening   | 100%                     | 20.205                       |           |            | 449,800   |            |            |                                    |                            |                              |                        |              | 02/27/06-09/30/14  |
| (m) Route 4 Widening (Ylig Bridge to Pago Bay) and Resurfacing<br>(Ylig Bridge to Route 17)                | 100%                     | 20.205                       |           |            | 1,412,913 |            |            |                                    |                            |                              |                        |              | 06/10/09-09/30/14  |
| (n) Route 17 Resurfacing and/or Widening of several areas  | 100%                     | 20.205                       |           |            | 2,667,034 |            |            |                                    |                            |                              |                        |              | 06/10/09-09/30/14  |
| (o) Recruitment of Engineering Personnel for FHWA Projects   | 100%                     | 20.205                       |           | 250,000    | 1,300,000 |            |            |                                    |                            |                              |                        |              | 05/15/04-09/30/14  |
| (p) Route 26 (Macheche Road) Reconstruction & Widening (Rte  | 100%                     | 20.205                       |           |            | 205,850   |            |            |                                    |                            |                              |                        |              | 08/22/05-09/30/14  |
| (q) Replacement of Ylig Bridge, Phase 1  | 100%                     | 20.205                       |           |            | 585,000   |            |            |                                    |                            |                              |                        |              | 01/05/09-09/30/13  |
| (r) Route 29 Rehabilitation and Widening   | 100%                     | 20.205                       |           |            | 249,652   |            |            |                                    |                            |                              |                        |              | 07/13/05-12/31/11  |
| (s) Route 14 Resurfacing (Route 1 to Archbishop Felixberto Flo   | 100%                     | 20.205                       |           |            | 6,388,970 |            |            |                                    |                            |                              |                        |              | 10/01/09-09/30/14  |
| (t) Route 4, Ylig Bridge Temporary Repair  | 100%                     | 20.205                       |           | 201,082    |           |            |            |                                    |                            |                              |                        |              | 03/12/08-09/30/15  |
| (u) Route 2A, Temporary Restoration of Guatali Bridge & Emba   | 100%                     | 20.205                       |           | 278,000    |           |            |            |                                    |                            |                              |                        |              |                    |
| (v) Route 1, U-Turn Reconstruction, Tamuning   | 100%                     | 20.205                       |           | 263,165    |           |            |            |                                    |                            |                              |                        |              | 08/01/08-06/30/13  |
| (w) Safety Improvement Project on Primary Roads (Pavement Markers<br>and Markings Replacement, Island-wide | 100%                     | 20.205                       |           | 2,971,400  |           |            |            |                                    |                            |                              |                        |              |                    |
| (x) Okkodo School Traffic Signal, Temporary & Permanent Inst   | 100%                     | 20.205                       |           | 60,279     |           |            |            |                                    |                            |                              |                        |              | 08/15/08-06/30/13  |
| (y) Route 15, Restoration of Roadway and Concrete Gutter, DO   | 100%                     | 20.205                       |           | 844,374    |           |            |            |                                    |                            |                              |                        |              | 08/07/08-06/30/13  |
| (z) Route 1, Skate Park Pedestrian Barrier & Iglesia Circle Signe  | 100%                     | 20.205                       |           | 784,823    |           |            |            |                                    |                            |                              |                        |              |                    |
| (a1) Island-wide, Highway Hazard Elimination Program   | 100%                     | 20.205                       |           | 6,898,820  |           |            |            |                                    |                            |                              |                        |              | 09/07/04-09/30/14  |
| (b1) Guam Islandwide LED Signal Upgrade Project  | 100%                     | 20.205                       |           | 1,790,320  |           |            |            |                                    |                            |                              |                        |              | 08/25/08-06/30/13  |
| (c1) Route 4, Resurfacing from (McDonald's to Route 10)  | 100%                     | 20.205                       |           | 12,333,605 |           |            |            |                                    |                            |                              |                        |              | 10/01/08-09/30/14  |
| (d1) Federal-Aid Projects - Proposed (e.g. Territorial Trans)  | 100%                     | 20.205                       |           |            |           |            |            |                                    |                            |                              |                        |              |                    |
| (e1) Route 27-Raised Median MOD/SIG  | 100%                     | 20.205                       | 130,918   | 130,918    | 130,918   | 130,918    | 12,635,565 | 18,000,000                         |                            |                              | 18,000,000             |              | 10/01/11-09/30/16  |
| (f1) Rehabilitation & Widen  | 100%                     | 20.205                       | 149,500   | 149,500    | 149,500   | 149,500    |            |                                    |                            |                              |                        |              |                    |
| (g1) Rehabilitation & Widen Rt. 1 to 10  | 100%                     | 20.205                       | 7,771,240 | 3,079,053  | 3,079,053 | 3,079,053  |            |                                    |                            |                              |                        |              |                    |
| (21) LY30 SECTION 1934   |                          |                              |           |            |           |            |            |                                    |                            |                              |                        |              |                    |
| (a) Route 3A; Jinapsan Property Coordination Meeting   | 100%                     | 20.205                       |           |            | 57,212    |            |            |                                    |                            |                              |                        |              | 11/29/08-06/20/13  |
| (b) Route 11, Shore Protection Cabras Island, Guam   | 100%                     | 20.205                       |           |            | 3,000,000 |            | 2,464,042  |                                    |                            |                              |                        |              | 04/30/09-09/30/14  |
| (c) Island-wide Program Management Services  | 100%                     | 20.205                       |           |            | 1,306,122 |            |            |                                    |                            |                              |                        |              | 09/15/06-09/30/14  |
| (22) DAR/Army-73P0:  |                          |                              |           |            |           |            |            |                                    |                            |                              |                        |              |                    |
| (a) Professional Engineering Services, Route 1/Route 3,<br>Intersection Improvements                       | 100%                     | 20.205                       |           |            |           |            | 570,740    |                                    |                            |                              |                        |              | 02/01/11-09/30/14  |
| (b) Island-wide Program Management Services  | 100%                     | 20.205                       |           |            |           |            | 2,646,633  |                                    |                            |                              |                        |              | 09/15/06-09/30/14  |
| (23) DAR/Navy-73V0:  |                          |                              |           |            |           |            |            |                                    |                            |                              |                        |              |                    |
| (a) Route 3 from Route 28 to Chalan Kareta   | 100%                     | 20.205                       |           |            |           |            | 2,179,859  |                                    |                            |                              |                        |              | 01/20/11-09/30/14  |

**Government of Guam  
Federal Programs Inventory  
Fiscal Years 2007 - 2012 and 2013**

| Prog. Cat./GovGuam Depts./<br>Fed. Agencies/Fed. Prog.   | Match Ratio<br>Fed/Local | Federal<br>Catalog<br>Number | FY 2007              | FY 2008              | FY 2009              | FY 2010              | FY 2011              | FY 2012 and<br>2013<br>(Estimated) | Local<br>Matching<br>Funds | Federal<br>Matching<br>Funds | 100% Federal<br>Grants | Foot<br>Note | Grant Period<br>6/ |
|--|--------------------------|------------------------------|----------------------|----------------------|----------------------|----------------------|----------------------|------------------------------------|----------------------------|------------------------------|------------------------|--------------|--------------------|
| U.S. Department of Interior - Office of Insular Affairs  |                          |                              |                      |                      |                      |                      |                      |                                    |                            |                              |                        |              |                    |
| (1) School Leaseback Program   | 100%                     | 15.875                       | 6,100,000            | 6,100,000            | 7,100,000            | 7,100,000            | 7,100,000            | 7,100,000                          |                            |                              | 7,100,000              |              | 10/01/11-09/30/17  |
| (2) Capital Equipment  | 100%                     | 15.875                       |                      |                      | 500,000              |                      |                      |                                    |                            |                              |                        |              |                    |
| U.S. Department of Interior  |                          |                              |                      |                      |                      |                      |                      |                                    |                            |                              |                        |              |                    |
| (1) Guam Solid Waste Management System   |                          |                              |                      |                      |                      |                      |                      |                                    |                            |                              |                        |              |                    |
| (a) CIP Project New MSWLF Supplement   | 100%                     | 15.875                       |                      | 133,000              |                      |                      |                      |                                    |                            |                              |                        |              |                    |
| (b) CIP Project New MSWLF Supplement   | 100%                     | 15.875                       |                      | 2,169,000            |                      |                      |                      |                                    |                            |                              |                        |              |                    |
| Subtotal   |                          |                              | 16,704,758           | 61,614,101           | 38,653,892           | 34,898,785           | 34,609,659           | 25,605,746                         | 0                          | 0                            | 25,605,746             |              |                    |
| <b>Guam Regional Transit Authority (Guam Mass Transit Authority)</b>                                     |                          |                              |                      |                      |                      |                      |                      |                                    |                            |                              |                        |              |                    |
| U.S. Department of Transportation  |                          |                              |                      |                      |                      |                      |                      |                                    |                            |                              |                        |              |                    |
| (1) Section 18 - Consolidated Program - Section 5311   | 100%                     | 20.509                       | 833,438              | 888,457              | 928,738              | 937,665              | 1,120,200            | 1,120,200                          |                            |                              | 1,120,200              |              | 10/01/11-09/30/12  |
| (2) Section 5309-Bus & Bus Related Facilities (Capital Investment Grant for engineering for 2009)        | 100%                     | 20.500                       |                      |                      |                      |                      | 237,500              |                                    |                            |                              |                        |              |                    |
| (3) Section 5309-Bus & Bus Related Facilities (Capital Investment Grant to procure ADA Accessible Buses) | 100%                     | 20.500                       |                      | 297,000              | 475,000              |                      |                      |                                    |                            |                              |                        |              |                    |
| Subtotal   |                          |                              | 833,438              | 1,185,457            | 1,403,738            | 937,665              | 1,357,700            | 1,120,200                          | 0                          | 0                            | 1,120,200              |              |                    |
| <b>JUSTICE:</b>  |                          |                              |                      |                      |                      |                      |                      |                                    |                            |                              |                        |              |                    |
| <b>Office of the Attorney General</b>  |                          |                              |                      |                      |                      |                      |                      |                                    |                            |                              |                        |              |                    |
| U.S. Department of Health and Human Services   |                          |                              |                      |                      |                      |                      |                      |                                    |                            |                              |                        |              |                    |
| (1) a. Child Support Enforcement Prog.   | 66/34%                   | 93.563                       | 3,121,911            | 3,121,911            | 3,218,724            | 4,671,353            | 5,417,515            | 10,399,408                         | 5,357,271                  | 10,399,408                   |                        |              | 10/01/11-09/30/12  |
| b. Child Support Incentive Award   | 100%                     | 93.563                       |                      |                      | 25,000               | 309,721              | 276,710              | 280,000                            |                            |                              | 280,000                |              | 10/01/11-09/30/12  |
| c. Child Support Cooperative Superior Court  | 100%                     | 93.563                       |                      | 275,490              | 396,000              | 396,000              | 396,000              | 396,000                            |                            |                              | 396,000                |              |                    |
| (2) Access & Visitation Program  | 100%                     | 93.597                       | 100,000              | 100,000              | 100,000              | 100,000              | 100,000              | 100,000                            |                            |                              | 100,000                |              | 10/01/11-09/30/12  |
| (3) Paternity (Blood Testing)  | 90/10%                   | 93.563                       | 36,000               | 36,000               |                      |                      |                      |                                    |                            |                              |                        |              |                    |
| U.S. Department of Justice, OJP  |                          |                              |                      |                      |                      |                      |                      |                                    |                            |                              |                        |              |                    |
| (1) Crime Victim Assistance Program  | 100%                     | 16.575                       | 377,000              | 359,000              | 392,107              | 420,636              | 420,636              | 420,636                            |                            |                              | 420,636                |              | 10/01/10-09/30/14  |
| Subtotal   |                          |                              | 3,634,911            | 3,892,401            | 4,131,831            | 5,897,710            | 6,610,861            | 11,596,044                         | 5,357,271                  | 10,399,408                   | 1,196,636              |              |                    |
| <b>GRAND TOTAL</b>   |                          |                              | <b>\$252,452,761</b> | <b>\$294,258,853</b> | <b>\$279,524,617</b> | <b>\$312,385,784</b> | <b>\$369,996,544</b> | <b>\$393,610,727</b>               | <b>\$27,953,495</b>        | <b>\$45,148,668</b>          | <b>\$348,462,059</b>   |              |                    |

**FY 2012 and FY2013 Federal Program Inventory Footnotes:**

- 1/ Office of I'Maga'lahaen Guahan - Reapplication amount if competition unsuccessful.
- 2/ BSP- Request for funding under Coral Reef Initiative Management Grant has been consolidated under the Coral Reef Initiative Monitoring Grant request for a total of \$1,124,068 (FY2012), funding includes request under the Coral Reef Initiative Management & Monitoring Grants in accordance with NOAA consolidation initiatives (FY2012).
- 3/ GCC- No ratio specified; Local match of \$50,582 is the estimated requirement based on FY11 grant award.
- 4/ GFD- In FY 2011 GFD applied for several competitive grants under the umbrella of the Assistance to Firefighters Grant (AFG), however, is still pending approval of award. Based on this, the amount of \$7.1mil is estimated for FY 2011.
- 5/ GFD- Although the grant application has indicated a local match requirement, the department has indicated its request for the waiver of local match pursuant to 48U.S.C 1469a.
- 6/ Grant Periods are for FY2012 (Estimated) and for continuing programs' periods that fall into FY2012 and beyond.

**This page is intentionally left blank**

**GOVERNMENT OF GUAM**  
**AMERICAN RECOVERY &  
REINVESTMENT ACT OF  
2009 (ARRA) GRANTS**

---







**Government of Guam**  
**American Recovery & Reinvestment Act of 2009 (ARRA) Grants Inventory**  
**Summary by Department**

| Prog. Cat./GovGuam Depts./<br>Fed. Agencies/Fed. Prog.   | Match Ratio<br>Fed/Local | CFDA<br>Number | FY 2009    | FY 2010    | TOTAL<br>ARRA<br>GRANTS | Foot<br>Note | Grant<br>Period   |
|--|--------------------------|----------------|------------|------------|-------------------------|--------------|-------------------|
| <b>Office of Maga'lahaen Guahan</b>  |                          |                |            |            |                         |              |                   |
| U.S. Department of Justice-Office on Violence Against Women<br>(1) ARRA - S.T.O.P. Violence Against Women Formula Grant        | 100%                     | 16.588         | 661,510    |            | 661,510                 |              | 06/01/09-04/30/11 |
| U.S. Department of Education<br>(1) ARRA - State Fiscal Stabilization Fund - GSF-BIT   | 100%                     | 84.397         |            | 7,100,000  | 7,100,000               | 1/           | 03/22/10-09/30/11 |
| Subtotal   |                          |                | 661,510    | 7,100,000  | 7,761,510               |              |                   |
| <b>Bureau of Budget and Management Research</b>  |                          |                |            |            |                         |              |                   |
| U.S. Department of Education<br>(1) ARRA - State Fiscal Stabilization Fund-GSF ARRA Oversight                                  | 100%                     | 84.397A        |            | 400,000    | 400,000                 | 1/           | 03/22/10-09/30/11 |
| Subtotal   |                          |                | 0          | 400,000    | 400,000                 |              |                   |
| <b>Bureau of Statistics and Plans</b>  |                          |                |            |            |                         |              |                   |
| U.S. Department of Justice<br>(1) ARRA - Edward Byrne Justice Assistance Grant   | 100%                     | 16.803         | 4,972,500  |            | 4,972,500               |              | 09/25/09-09/30/11 |
| Subtotal   |                          |                | 4,972,500  | 0          | 4,972,500               |              |                   |
| <b>Guam Department of Education</b>  |                          |                |            |            |                         |              |                   |
| U.S. Department of Agriculture<br>(1) ARRA - Child Nutrition Recovery Act  | 100%                     | 10.579         | 215,764    |            | 215,764                 |              | 03/01/09-09/30/09 |
| (2) ARRA - Child Nutrition CAP Recovery Act -TEFAP Admin   | 100%                     | 10.568         | 8,150      |            | 8,150                   |              | 03/01/09-09/30/09 |
| (3) ARRA - Child Nutrition CAP Recovery Act -TEFAP Admin   | 100%                     | 10.568         | 7,225      |            | 7,225                   |              | 10/01/09-09/30/10 |
| U.S. Department of Education<br>(1) ARRA - Special Ed.- Grnt for Infants & Families with Disabilities (Part C)                 | 100%                     | 84.393A        | 52,064     |            | 52,064                  |              | 02/17/09-09/30/10 |
| (2) ARRA - Special Ed.- Grnt for Infants & Families with Disabilities (Part B)   | 100%                     | 84.391A        | 510,352    |            | 510,352                 |              | 02/17/09-09/30/10 |
| (3) ARRA - Consolidated Grnt.- Title VI, Part B Rural Ed. Initiative, Subpart 2:<br>Rural and Low Income School (RLIS) Program | 100%                     | 84.402         | 12,206,153 |            | 12,206,153              |              | 10/01/09-09/30/11 |
| (4) ARRA - State Fiscal Stabilization Fund -Education Stabilization Fund   | 100%                     | 84.394         |            | 75,742,784 | 75,742,784              | 1/           | 03/22/10-09/30/11 |
| Department of Health & Human Services<br>(1) ARRA - COLA/Q1  |                          | 93.708         | 228,859    |            | 228,859                 |              | 07/01/09-09/30/10 |
| (2) ARRA - Head Start  | 100%                     | 93.708         |            | 288,436    | 288,436                 |              | 05/01/10-09/30/11 |
| Subtotal   |                          |                | 13,228,567 | 76,031,220 | 89,259,787              |              |                   |

**Government of Guam**  
**American Recovery & Reinvestment Act of 2009 (ARRA) Grants Inventory**  
**Summary by Department**

| Prog. Cat./GovGuam Depts./<br>Fed. Agencies/Fed. Prog.      | Match Ratio<br>Fed/Local | CFDA<br>Number | FY 2009   | FY 2010    | TOTAL<br>ARRA<br>GRANTS | Foot<br>Note | Grant<br>Period   |
|---|--------------------------|----------------|-----------|------------|-------------------------|--------------|-------------------|
| <b>University of Guam</b>                                   |                          |                |           |            |                         |              |                   |
| U.S. Department of Education                                |                          |                |           |            |                         |              |                   |
| (1) ARRA - Federal Work Study                               | 100%                     | 84.033         |           | 77,119     | 77,119                  |              | 07/01/09-06/30/10 |
| (2) ARRA - State Fiscal Stabilization Fund-GSF              | 100%                     | 84.397         |           | 16,575,000 | 16,575,000              | 1/           | 03/22/10-09/30/11 |
| U.S. Department of Agriculture                              |                          |                |           |            |                         |              |                   |
| (1) ARRA - USDA Rural Development                           | 100%                     | 10.769         |           | 50,000     | 50,000                  |              | 10/01/09-09/30/10 |
| (2) ARRA - FS CYAD AULACAS                                  | 100%                     | 10.688         |           | 38,000     | 38,000                  |              | 02/10/10-12/31/12 |
| (3) ARRA - FA Coconut Rhinoceros                            | 100%                     | 10.688         |           | 144,000    | 144,000                 |              | 02/16/10-12/31/11 |
| (4) ARRA - Rural Development (TADEO)                        | 100%                     | 10.783         |           | 50,000     | 50,000                  |              | 02/01/10-01/31/11 |
| U.S. Health & Human Services                                |                          |                |           |            |                         |              |                   |
| (1) ARRA - Rise Building Toward 2010                        | 100%                     | 93.701         |           | 79,200     | 79,200                  |              | 08/31/09-07/31/10 |
| (2) ARRA - Headstart State Advisory (CEDDERS)               | 100%                     | 93.708         |           | 664,277    | 664,277                 |              | 06/01/10-05/31/11 |
| Subtotal  |                          |                | 0         | 17,677,596 | 17,677,596              |              |                   |
| <b>Guam Community College</b>                               |                          |                |           |            |                         |              |                   |
| U.S. Department of Education                                |                          |                |           |            |                         |              |                   |
| (1) ARRA - State Fiscal Stabilization Fund- GSF             | 100%                     | 84.397         |           | 6,000,000  | 6,000,000               | 1/           | 03/22/10-09/30/11 |
| U.S. Department of Agriculture                              |                          |                |           |            |                         |              |                   |
| (1) ARRA - State Energy Program (USDA Loan)                 | 100%                     | 10.781         |           | 2,250,000  | 2,250,000               |              | 06/25/10-09/30/11 |
| Subtotal  |                          |                | 0         | 8,250,000  | 8,250,000               |              |                   |
| <b>Public Health and Social Services</b>                    |                          |                |           |            |                         |              |                   |
| U.S. Department of Agriculture                              |                          |                |           |            |                         |              |                   |
| (1) ARRA - SNAP (Supplemental Nutrition Program)            | 100%                     | 10.561         | 85,730    |            | 85,730                  |              | 03/01/09-09/30/09 |
| (2) ARRA - SNAP (Supplemental Nutrition Program)            | 100%                     | 10.561         |           | 87,476     | 87,476                  |              | 10/01/09-09/30/10 |
| U.S. Department of Health and Human Services                |                          |                |           |            |                         |              |                   |
| (1) ARRA - Center for Medicare & Medicaid Services Title XI | 50/50%                   | 93.778         | 1,400,000 | 4,116,000  | 5,516,000               |              | 10/01/09-09/30/10 |
| (2) ARRA - Community Services Block Grant                   | 100%                     | 93.710         | 1,230,195 |            | 1,230,195               |              | 10/01/08-09/30/10 |
| (3) ARRA - Children (VFC)                                   | 100%                     | 93.712         |           | 251,656    | 251,656                 |              | 10/01/08-09/30/10 |
| (4) ARRA - Child Care Development Fund                      | 100%                     | 93.713         | 2,740,906 |            | 2,740,906               |              | 10/01/08-09/30/10 |
| (5) ARRA - CCDF (Earmarked)                                 | 100%                     | 93.713         | 1,000,000 |            | 1,000,000               |              | 10/01/08-09/30/10 |
| (6) ARRA - Congregate Meals                                 | 100%                     | 93.707         | 162,500   |            | 162,500                 |              | 03/17/09-09/30/10 |
| (7) ARRA - Home-Delivered Meals                             | 100%                     | 93.705         | 80,000    |            | 80,000                  |              | 03/18/09-09/30/10 |

**Government of Guam**  
**American Recovery & Reinvestment Act of 2009 (ARRA) Grants Inventory**  
**Summary by Department**

| Prog. Cat./GovGuam Depts./<br>Fed. Agencies/Fed. Prog.    | Match Ratio<br>Fed/Local | CFDA<br>Number | FY 2009   | FY 2010   | TOTAL<br>ARRA<br>GRANTS | Foot<br>Note | Grant<br>Period   |
|---|--------------------------|----------------|-----------|-----------|-------------------------|--------------|-------------------|
| (8) ARRA - Increase Services to Health Centers            | 100%                     | 93.703         | 310,184   |           | 310,184                 |              | 03/27/09-03/26/11 |
| (9) ARRA - Capital Improvement                            | 100%                     | 93.703         | 718,195   |           | 718,195                 |              | 06/29/09-06/28/11 |
| (10) ARRA - DP09-902 Component I Policy                   | 100%                     | 93.723         |           | 100,000   | 100,000                 |              | 02/04/10-02/03/12 |
| (11) ARRA - DP09-902 Component II Tobacco                 | 100%                     | 93.723         |           | 50,000    | 50,000                  |              | 02/04/10-02/03/12 |
| (12) ARRA - Guam eHealth info. Initiative (GEHII)         | 100%                     | 93.719         |           | 1,600,000 | 1,600,000               |              | 02/08/10-02/07/14 |
| Subtotal  |                          |                | 7,727,710 | 6,205,132 | 13,932,842              |              |                   |
| <b>Integrated Services for Individuals w/Disabilities</b> |                          |                |           |           |                         |              |                   |
| U.S. Department of Education                              |                          |                |           |           |                         |              |                   |
| (1) ARRA - Basic Support                                  | 100%                     | 84.390A        |           | 554,268   | 554,268                 |              | 08/05/10-09/30/11 |
| (2) ARRA - Independent Living Services                    | 100%                     | 84.398A        |           | 22,523    | 22,523                  |              | 08/05/10-09/30/11 |
| Subtotal  |                          |                | 0         | 576,791   | 576,791                 |              |                   |
| <b>Guam Police</b>  |                          |                |           |           |                         |              |                   |
| U.S. Dept. of Justice                                     |                          |                |           |           |                         |              |                   |
| (1) ARRA - COPS Hiring Recovery Program (CHRP)            | 100%                     | 16.710         |           | 1,817,536 | 1,817,536               |              | 07/01/09-06/30/12 |
| Subtotal  |                          |                | 0         | 1,817,536 | 1,817,536               |              |                   |
| <b>Labor</b>  |                          |                |           |           |                         |              |                   |
| U.S. Department of Labor                                  |                          |                |           |           |                         |              |                   |
| (1) ARRA - Older Worker Program                           | 100%                     | 17.235         | 269,887   |           | 269,887                 |              | 02/17/09-06/30/11 |
| (2) ARRA - Employment Service                             | 100%                     | 17.207         | 185,297   |           | 185,297                 |              | 02/17/09-06/30/11 |
| Corporation for National & Community Service              |                          |                |           |           |                         |              |                   |
| (1) ARRA - Americorp/Serve Guam                           | 100%                     | 94.006         | 340,113   |           | 340,113                 |              | 06/01/09-05/31/10 |
| Subtotal  |                          |                | 795,297   | 0         | 795,297                 |              |                   |
| <b>Agency for Human Resources Development</b>             |                          |                |           |           |                         |              |                   |
| U.S. Department of Labor                                  |                          |                |           |           |                         |              |                   |
| (1) ARRA - WIA - Adult                                    | 100%                     | 17.258         | 554,734   |           | 554,734                 |              | 02/17/09-06/30/11 |
| (2) ARRA - WIA - Dislocated Worker                        | 100%                     | 17.260         | 1,608,729 |           | 1,608,729               |              | 02/17/09-06/30/11 |
| (3) ARRA - WIA - Youth                                    | 100%                     | 17.259         | 1,383,998 |           | 1,383,998               |              | 02/17/09-06/30/11 |
| Subtotal  |                          |                | 3,547,461 | 0         | 3,547,461               |              |                   |
| <b>Guam Environmental Protection Agency</b>               |                          |                |           |           |                         |              |                   |
| U.S. Environmental Protection Agency                      |                          |                |           |           |                         |              |                   |
| (1) ARRA - LUST Program                                   | 100%                     | 66.805         | 138,000   |           | 138,000                 |              | 08/01/10-09/30/11 |

**Government of Guam**  
**American Recovery & Reinvestment Act of 2009 (ARRA) Grants Inventory**  
**Summary by Department**

| Prog. Cat./GovGuam Depts./<br>Fed. Agencies/Fed. Prog.   | Match Ratio<br>Fed/Local | CFDA<br>Number | FY 2009    | FY 2010    | TOTAL<br>ARRA<br>GRANTS | Foot<br>Note | Grant<br>Period   |
|--|--------------------------|----------------|------------|------------|-------------------------|--------------|-------------------|
| (2) ARRA - Water Quality Management Plan   | 100%                     | 66.454         | 200,000    |            | 200,000                 |              | 08/27/09-09/30/10 |
| Subtotal   |                          |                | 338,000    | 0          | 338,000                 |              |                   |
| <b>Guam Energy Office</b>  |                          |                |            |            |                         |              |                   |
| U.S. Department of Energy  |                          |                |            |            |                         |              |                   |
| (1) ARRA - State Energy Efficient Appliance Rebate Program   | 100%                     | 81.127         |            | 166,000    | 166,000                 |              | 04/01/09-03/31/12 |
| (2) ARRA - State Energy Efficiency Block Grant   | 100%                     | 81.128         |            | 9,593,500  | 9,593,500               |              | 03/19/10-03/18/13 |
| (3) ARRA - State Energy Program  | 100%                     | 81.041         |            | 19,098,000 | 19,098,000              |              | 04/01/09-03/31/12 |
| (4) ARRA - Weatherization Assistance Program (WAP)   | 100%                     | 81.042         |            | 1,119,290  | 1,119,290               |              | 04/01/09-03/31/12 |
| Subtotal   |                          |                | 0          | 29,976,790 | 29,976,790              |              |                   |
| <b>Guam Council on the Arts &amp; Humanities</b>   |                          |                |            |            |                         |              |                   |
| National Endowment for the Arts  |                          |                |            |            |                         |              |                   |
| (1) ARRA - Art Programs  | 100%                     | 45.025         | 25,000     |            | 25,000                  |              | 01/01/09-03/31/11 |
| Subtotal   |                          |                | 25,000     | 0          | 25,000                  |              |                   |
| <b>Public Works</b>  |                          |                |            |            |                         |              |                   |
| U.S. Department of Transportation  |                          |                |            |            |                         |              |                   |
| (1) ARRA:  |                          |                |            |            |                         |              |                   |
| (a) Reconstruction/Rehabilitation of Route 2 Culverts & Cetti Bay<br>Slide Repair (Along Route 2, Agat & Umatac) | 100%                     | 20.205         | 1,582,000  |            | 1,582,000               |              | 04/30/09-06/30/11 |
| (b) Masso River Bridge Embankment Restoration  | 100%                     | 20.205         | 220,000    |            | 220,000                 |              | 05/05/09-06/30/11 |
| (c) Route 25 Reconstruction and Widening   | 100%                     | 20.205         | 6,050,000  |            | 6,050,000               |              | 05/18/09-06/30/11 |
| (d) Route 4 Widening (Ylig Bridge to Pago Bay) and Resurfacing<br>(Ylig Bridge to Route 17)                      | 100%                     | 20.205         | 4,850,000  |            | 4,850,000               |              | 05/19/09-06/30/11 |
| (e) Route 17 Rehabilitation & Widening from Rte 4 to Route 4A (Phase I)  | 100%                     | 20.205         | 5,298,000  |            | 5,298,000               |              | 05/21/09-06/30/11 |
| (f) Pacific Islanders Training Center  | 100%                     | 20.205         |            | 660,000    | 660,000                 |              | 03/15/10-06/30/11 |
| (g) Guam Transportation Training Program   | 100%                     | 20.205         |            | 900,000    | 900,000                 |              | 03/15/10-06/30/11 |
| Subtotal   |                          |                | 18,000,000 | 1,560,000  | 19,560,000              |              |                   |
| <b>Guam Regional Transit Authority (Guam Mass Transit Authority)</b>   |                          |                |            |            |                         |              |                   |
| U.S. Department of Transportation  |                          |                |            |            |                         |              |                   |
| (1) ARRA - 2009 Transit Capital Investment Grant to procure ADA-Accessible<br>buses                              | 100%                     | 20.509         | 921,976    |            | 921,976                 |              | 07/01/09-09/30/15 |
| Subtotal   |                          |                | 921,976    | 0          | 921,976                 |              |                   |

**Government of Guam**  
**American Recovery & Reinvestment Act of 2009 (ARRA) Grants Inventory**  
**Summary by Department**

| Prog. Cat./GovGuam Depts./<br>Fed. Agencies/Fed. Prog.    | Match Ratio<br>Fed/Local | CFDA<br>Number | FY 2009             | FY 2010              | TOTAL<br>ARRA<br>GRANTS | Foot<br>Note | Grant<br>Period   |
|---|--------------------------|----------------|---------------------|----------------------|-------------------------|--------------|-------------------|
| <b>Office of the Attorney General</b>                     |                          |                |                     |                      |                         |              |                   |
| U.S. Department of Justice, OJP                           |                          |                |                     |                      |                         |              |                   |
| (1) ARRA - Crime Victim Assistance Program                | 100%                     | 16.801         | 212,000             |                      | 212,000                 |              | 03/01/09-09/30/12 |
| Subtotal  |                          |                | 212,000             | 0                    | 212,000                 |              |                   |
| <b>AUTONOMOUS &amp; SEMI-AUTONOMOUS DEPTS. / AGENCIES</b> |                          |                |                     |                      |                         |              |                   |
| Guam Housing & Urban Renewal Authority                    | 100%                     | Various        | 6,057,242           |                      | 6,057,242               |              | Various           |
| Guam International Airport Authority                      | 100%                     | 20.106         | 4,807,180           |                      | 4,807,180               |              | 5/29/09-2/16/11   |
| Guam Waterworks Authority                                 | 100%                     | Various        | 535,000             | 3,960,500            | 4,495,500               |              | Various           |
| Unified Judiciary of Guam                                 | 100%                     | Various        |                     | 3,158,390            | 3,158,390               | 2/           | Various           |
| Port Authority of Guam                                    | 100%                     | 97.116         | 910,594             |                      | 910,594                 |              | 9/1/09-8/31/12    |
| Guam Power Authority                                      | 100%                     | 81.122         |                     | 16,603,507           | 16,603,507              |              | 3/11/10-3/30/15   |
| <b>GRAND TOTAL</b>  |                          |                | <b>\$62,740,037</b> | <b>\$173,317,462</b> | <b>\$236,057,499</b>    |              |                   |

**FY 2012 and FY 2013 ARRA FPI Footnote(s):**

**SOURCE: BBMR ARRA-1 REPORT FOR PE12/31/2010**

**1/: USDOE-SFSF grant award to Office of the Governor (\$107,983,137)**

**2/: Inclusive of SFSF GSF sub-grant from the Office of the Governor (\$2,165,353); See also 1/ above**

**This page is intentionally left blank**

# FINANCIAL STATEMENTS

---







**GOVERNMENT OF GUAM**

Combining Schedule of Assets, Liabilities, and Fund Balances (Deficits)  
 General Fund  
 September 30, 2009 and 2010

|                                      | September 30,<br>2009<br>(Audited) | September 30,<br>2010<br>(Unaudited) |
|--------------------------------------|------------------------------------|--------------------------------------|
| <u>ASSETS</u>                        |                                    |                                      |
| Cash and cash equivalents            | \$ 16,321,035                      | \$ 4,771,134                         |
| Time certificates of deposit         | 5,417,058                          | 205,770                              |
| Investments                          | 900,000                            | 1,000,000                            |
| Receivables, net:                    |                                    |                                      |
| Taxes                                | 26,583,669                         | 33,610,842                           |
| Federal agencies                     | 20,173,120                         | -                                    |
| Due from other funds                 | 37,469,724                         | 43,445,844                           |
| Prepayments                          | 393,874                            | 538,962                              |
| Restricted assets:                   |                                    |                                      |
| Cash and cash equivalents            | 103,125,980                        | 82,216,677                           |
|                                      | \$ 210,384,460                     | \$ 165,789,229                       |
| Total assets                         | \$ 210,384,460                     | \$ 165,789,229                       |
| <u>LIABILITIES AND FUND BALANCES</u> |                                    |                                      |
| <u>(DEFICITS)</u>                    |                                    |                                      |
| Accounts payable                     | \$ 63,495,857                      | \$ 75,905,349                        |
| Accrued payroll and other            | 10,517,648                         | 11,478,065                           |
| Due to component units               | 16,497,205                         | 6,447,691                            |
| Due to retirement fund               | 6,305,782                          | 6,519,690                            |
| Due to other funds                   | 37,733,969                         | 51,436,549                           |
| Deferred revenue                     | 39,290,984                         | 46,536,383                           |
| Provision for tax refunds            | 253,959,204                        | 280,255,219                          |
| COLA liability                       | 26,932,491                         | 23,100,732                           |
| Deposits and other liabilities       | 21,028,691                         | 13,070,750                           |
|                                      | 475,761,831                        | 514,750,428                          |
| Total liabilities                    | 475,761,831                        | 514,750,428                          |
| Fund balances (deficits):            |                                    |                                      |
| Reserved:                            |                                    |                                      |
| Related assets                       | 900,000                            | 1,000,000                            |
| Continuing appropriations            | 37,280,724                         | 38,244,364                           |
| Encumbrances                         | 7,751,692                          | 8,648,751                            |
| Debt service                         | 85,090,529                         | 77,144,055                           |
| Unreserved fund balance (deficit)    | (396,400,316)                      | (473,998,369)                        |
|                                      | (265,377,371)                      | (348,961,199)                        |
| Total fund balances (deficits)       | (265,377,371)                      | (348,961,199)                        |
| Total liabilities and fund balances  | \$ 210,384,460                     | \$ 165,789,229                       |

Sources:

1. Independent Auditors' Report, for Fiscal Year Ended September 30, 2009
2. Department of Administration Draft Financial Report, for Fiscal Year Ended September 30, 2010

## GOVERNMENT OF GUAM

### Statement of Revenues, Expenditures, and Changes in Fund Balances (Deficit) Governmental Funds For the Fiscal Years Ended September 30, 2009 and 2010

|  | September 30,<br>2009<br><u>(Audited)</u> | September 30,<br>2010<br><u>(Unaudited)</u> |
|--|---|---|
| <b>Revenues:</b>   |   |   |
| Taxes  | \$ 427,872,690                            | \$ 432,144,735                              |
| Licenses, fees and permits                                   | 4,470,091                                 | 4,546,349                                   |
| Use of money and property                                    | 871,525                                   | 342,944                                     |
| Federal contributions  | 40,481,512                                | 40,782,814                                  |
| Indirect cost reimbursement                                  | 4,551,926                                 | 381,321                                     |
| Guam Public School System                                    | 1,175,560                                 | 1,231,464                                   |
| Contributions from component units                           | 2,027,632                                 | 2,027,924                                   |
| Other  | 1,699,247                                 | 3,656,508                                   |
| Total revenues   | <u>483,150,183</u>                        | <u>485,114,059</u>                          |
| <b>Expenditures:</b>   |   |   |
| <b>Current:</b>  |   |   |
| General government   | 40,895,439                                | 45,005,696                                  |
| Protection of life and property                              | 86,859,431                                | 77,798,491                                  |
| Public health  | 14,017,664                                | 18,543,773                                  |
| Community services   | 4,837,599                                 | 4,111,456                                   |
| Recreation   | 3,382,846                                 | 2,850,817                                   |
| Individual and collective rights                             | 12,219,611                                | 11,329,718                                  |
| Public education   | 207,148,495                               | 199,189,485                                 |
| Economic development   | 3,445,863                                 | 3,163,127                                   |
| <b>Payments to:</b>  |   |   |
| GovGuam Retirement Fund                                      | 1,283,200                                 | 1,303,448                                   |
| Guam Community College                                       | 13,922,708                                | 13,938,332                                  |
| Guam Educational Telecommunications Corporation              | 596,280                                   | 521,621                                     |
| Guam Memorial Hospital Authority                             | 10,564,012                                | 1,006,397                                   |
| GuamVisitors Bureau  | -   | 76,395                                      |
| Guam Regional Transit Authority                              | -   | 399,934                                     |
| University of Guam   | 32,172,690                                | 32,588,765                                  |
| Miscellaneous appropriations                                 | 20,452,184                                | 19,350,904                                  |
| Interest and other charges                                   | 46,609,389                                | 13,723,793                                  |
| Debt service   | 26,103,484                                | 44,323,416                                  |
| Total expenditures   | <u>524,510,895</u>                        | <u>489,225,568</u>                          |
| Excess (deficiency) of revenues over<br>(under) expenditures | <u>(41,360,712)</u>                       | <u>(4,111,509)</u>                          |
| <b>Other financing sources (uses):</b>                       |   |   |
| Proceeds from refunded bonds issued                          | 271,070,000                               |   |
| Discount on refunded bonds issued                            | (9,622,491)                               |   |
| Transfers in from other funds                                | 42,100,429                                | 29,447,176                                  |
| Transfers out to other funds                                 | (112,049,662)                             | (108,919,495)                               |
| Total other financing sources (uses), net                    | <u>191,498,276</u>                        | <u>(79,472,319)</u>                         |
| Net change in fund balances (deficits)                       | <u>150,137,564</u>                        | <u>(83,583,828)</u>                         |
| Fund balances (deficits) at beginning of year                | <u>(415,514,935)</u>                      | <u>(265,377,371)</u>                        |
| Fund balances (deficits) at end of year                      | <u>\$ (265,377,371)</u>                   | <u>\$ (348,961,199)</u>                     |

**Sources:**

1. Independent Auditors' Report, for Fiscal Year Ended September 30, 2009
2. Department of Administration Draft Financial Report, for Fiscal Year Ended September 30, 2010

# LEGISLATION

---







1           **Section 2. Estimated Revenues for Fiscal Year 2012 and Fiscal Year 2013.** /  
 2    *Liheslaturan Guåhan*, the Guam Legislature, adopts the following revenue estimates for  
 3    Fiscal Year 2012 and Fiscal Year 2013 as the basis for the appropriations contained in  
 4    this Act.

|  | <u><b>FY 2012</b></u> | <u><b>FY 2013</b></u> |
|--|-----------------------|-----------------------|
| 6 <b>I.       GENERAL FUND REVENUES</b>        |                       |                       |
| 7 <b>A.    TAXES</b>                           |                       |                       |
| 8           Income Tax                         |                       |                       |
| 9            Corporate                         | \$111,802,336         | \$114,628,923         |
| 10          Individual                         | \$81,651,368          | \$83,716,006          |
| 11          Withholding Taxes, Interest and    |                       |                       |
| 12          Penalties                          | \$209,256,708         | \$214,547,737         |
| 13          Provision for Tax Refund Payments  | (\$105,000,000)       | (\$109,000,000)       |
| 14 <b>TOTAL INCOME TAXES</b>                   | <b>\$297,710,412</b>  | <b>\$303,892,666</b>  |
| 15          Business Privilege Tax             | \$212,900,178         | \$218,282,984         |
| 16            GMHA Pharmaceutical Fund         |                       |                       |
| 17            (\$26208 of 11 GCA)              | (\$8,516,007)         | (\$8,731,319)         |
| 18          Other Taxes                        | <u>\$3,529,781</u>    | <u>\$3,619,372</u>    |
| 19 <b>TOTAL TAXES</b>                          | <b>\$505,624,364</b>  | <b>\$517,063,703</b>  |
| 20 <b>B.    FEDERAL SOURCES</b>                |                       |                       |
| 21          Federal Income Tax Collection;     |                       |                       |
| 22          (Section 30 Funds); Immigrant Fees | \$56,037,150          | \$56,477,823          |

| 1  |  | <u>FY 2012</u>       | <u>FY 2013</u>       |
|----|--|----------------------|----------------------|
| 2  | Overpayment Reconciliation (3 of 4)          | (\$5,808,295)        |                      |
| 3  | Overpayment Reconciliation (4 of 4)          |                      | (\$5,808,295)        |
| 4  | <b>TOTAL FEDERAL SOURCES</b>                 | <b>\$50,228,855</b>  | <b>\$50,669,528</b>  |
| 5  | <b>C. USE OF MONEY AND PROPERTY</b>          | <b>\$672,804</b>     | <b>\$689,682</b>     |
| 6  | <b>D. LICENSES, FEES AND PERMITS</b>         |                      |                      |
| 7  | Licenses, Fees and Permits                   | \$5,547,355          | \$5,687,917          |
| 8  | Licenses, Fees and Permits (Better Public    |                      |                      |
| 9  | Service Fund)                                |                      |                      |
| 10 | (Ch. 161 of 11 GCA)                          | (\$547,542)          | (\$551,064)          |
| 11 | <b>TOTAL LICENSES, FEES</b>                  |                      |                      |
| 12 | <b>AND PERMITS</b>                           | <b>\$4,999,813</b>   | <b>\$5,136,853</b>   |
| 13 | <b>E. DEPARTMENT CHARGES</b>                 | <b>\$1,850,178</b>   | <b>\$1,896,605</b>   |
| 14 | <b>TOTAL GENERAL FUND REVENUE</b>            | <b>\$563,376,014</b> | <b>\$575,456,371</b> |
| 15 | <b>2% GENERAL FUND RESERVE</b>               |                      |                      |
| 16 | (Appropriations Cap of 98% of General Fund   |                      |                      |
| 17 | Revenue; §22436, Ch. 22 of Title 5 GCA)      | (\$11,267,520)       | (\$11,509,127)       |
| 18 | <b>TOTAL GENERAL FUND REVENUE</b>            |                      |                      |
| 19 | <b>AVAILABLE FOR APPROPRIATION</b>           | <b>\$552,108,494</b> | <b>\$563,947,244</b> |
| 20 | <b>II. SPECIAL FUND REVENUES</b>             |                      |                      |
| 21 | <b>A. Air Pollution Control Special Fund</b> | \$192,537            | \$191,830            |
| 22 | <b>B. Better Public Service Fund</b>         | 1,422,747            | 1,433,949            |

|    |   | <b><u>FY 2012</u></b> | <b><u>FY 2013</u></b> |
|----|---|-----------------------|-----------------------|
| 1  |   |                       |                       |
| 2  | <b>C.</b> Chamorro Land Trust Operations Fund   | 737,643               | 975,413               |
| 3  | <b>D.</b> Corrections Revolving Fund            | 915,203               | 855,661               |
| 4  | <b>E.</b> Customs, Agriculture and Quarantine   |                       |                       |
| 5  | Inspection Services Fund                        | 7,936,699             | 8,080,536             |
| 6  | <b>F.</b> DPW Building and Design Fund          | 504,712               | 504,712               |
| 7  | <b>G.</b> Enhanced 911 Emergency Reporting      |                       |                       |
| 8  | System Fund                                     | 1,608,278             | 1,593,214             |
| 9  | <b>H.</b> Environmental Health Fund             | 685,386               | 689,850               |
| 10 | <b>I.</b> Fire, Life and Medical Emergency Fund | 77,473                | 77,473                |
| 11 | <b>J.</b> Guam Board of Accountancy Fund        | 408,100               | 408,100               |
| 12 | <b>K.</b> Guam Contractors License Board Fund   | 853,910               | 862,580               |
| 13 | <b>L.</b> Guam Environmental Trust Fund         | 291,353               | 289,449               |
| 14 | <b>M.</b> Guam Highway Fund (GHF)               |                       |                       |
| 15 | Guam Highway Fund                               | 18,403,593            | 18,568,641            |
| 16 | (a) GHF (Better Public Service Fund;            |                       |                       |
| 17 | Ch. 161 of 11 GCA)                              | (875,205)             | (882,885)             |
| 18 | (b) GHF (Guam Regional Transit Authority        |                       |                       |
| 19 | Fund; §26503 of 11 GCA)                         | (375,606)             | (370,653)             |
| 20 | (c) GHF (UOG Capital Improvement                |                       |                       |
| 21 | Fund, §26503 of 11 GCA and                      |                       |                       |
| 22 | §16132, Ch. 16 of 17 GCA)                       | (500,000)             | (500,000)             |



|    |  | <b><u>FY 2012</u></b> | <b><u>FY 2013</u></b> |
|----|--|-----------------------|-----------------------|
| 1  |  |                       |                       |
| 2  | Total Guam Highway Fund                        | 16,652,782            | 16,815,103            |
| 3  | <b>N.</b> GMHA Pharmaceuticals Fund            | 8,516,007             | 8,731,319             |
| 4  | <b>O.</b> Guam Plant Inspection & Permit Fund  | 83,817                | 85,083                |
| 5  | <b>P.</b> Guam Regional Transit Authority Fund |                       |                       |
| 6  | (Public Transit Fund per §26503,               |                       |                       |
| 7  | Ch. 26 of 11 GCA)                              | 375,606               | 370,653               |
| 8  | <b>Q.</b> Healthy Futures Fund                 | 14,219,231            | 13,879,262            |
| 9  | (a) UOG Cancer Trust Fund (P.L.                |                       |                       |
| 10 | 30-80, Ch. 26 of 11 GCA)                       | (1,692,161)           | (1,692,161)           |
| 11 | (b) GMHA (P.L. 30-80, Ch. 26                   |                       |                       |
| 12 | of 11 GCA)                                     | (1,353,729)           | (1,353,729)           |
| 13 | (c) Guam Cancer Registry (P.L. 30-80,          |                       |                       |
| 14 | Ch. 26 of 11 GCA)                              | (112,811)             | (112,811)             |
| 15 | (d) GMHA line of credit (P.L. 30-166,          |                       |                       |
| 16 | §26603(d), Ch. 26 of 11 GCA)                   | (1,000,000)           | (1,000,000)           |
| 17 | Total Healthy Futures Fund                     | 10,060,530            | 9,720,561             |
| 18 | <b>R.</b> Indirect Cost Fund                   | 1,826,894             | 1,787,017             |
| 19 | <b>S.</b> Land Survey Revolving Fund           | 2,885,837             | 3,106,697             |
| 20 | <b>T.</b> Manpower Development Fund            | 1,840,640             | 1,797,531             |
| 21 | <b>U.</b> Police Services Fund                 | 526,419               | 547,309               |

|    | <u>FY 2012</u>                                      | <u>FY 2013</u>       |
|----|---|----------------------|
| 1  |   |                      |
| 2  | <b>V. Professional Engineers, Architects and</b>    |                      |
| 3  | Land Surveyors Board Fund                           | 271,885              |
| 4  | <b>W. Public Library Resources Fund</b>             | 664,765              |
| 5  | <b>X. Public Recreation Services Fund</b>           | 192,763              |
| 6  | <b>Y. Safe Streets Fund</b>                         | 241,000              |
| 7  | <b>Z. School Lunch/Child Nutritional</b>            |                      |
| 8  | Meal Reimbursement Fund                             | 8,175,000            |
| 9  | <b>AA. Solid Waste Operations Fund</b>              | 22,496,162           |
| 10 | <b>AB. Street Light Fund</b>                        | 3,454,887            |
| 11 | <b>AC. Tax Collection Enhancement Fund</b>          | 679,059              |
| 12 | <b>AD. Territorial Education Facilities Fund</b>    | 19,697,988           |
| 13 | <b>AE. Tourist Attraction Fund</b>                  | 20,354,269           |
| 14 | <b>AF. Water Protection Fund</b>                    | 69,355               |
| 15 | <b>AG. Water Research and Development Fund</b>      | 70,002               |
| 16 | <b>TOTAL SPECIAL FUND REVENUE</b>                   | <b>\$135,291,175</b> |
| 17 | <b>1/ Adopted revenues not fully appropriated</b>   |                      |
| 18 | <b>III. FEDERAL MATCHING GRANTS-</b>                |                      |
| 19 | <b>IN-AID REVENUES</b>                              |                      |
| 20 | <b>Federal Grants-In-Aid Requiring Local Match:</b> |                      |
| 21 | <b>A. Agriculture</b>                               | \$216,550            |
| 22 | <b>B. Guam Community College</b>                    | 1,471,408            |
| 23 | <b>C. Guam Council on the Arts and</b>              |                      |
| 24 | Humanities Agency                                   | 307,500              |

| 1  |   | <u><b>FY 2012</b></u>      | <u><b>FY 2013</b></u>      |
|----|---|----------------------------|----------------------------|
| 2  | <b>D. Guam Fire</b>                           | 102,000                    | 102,000                    |
| 3  | <b>E. Guam Police</b>                         | 726,136                    | 726,136                    |
| 4  | <b>F. Integrated Services for Individuals</b> |                            |                            |
| 5  | with Disabilities                             | 2,052,208                  | 2,052,208                  |
| 6  | <b>G. Labor</b>                               | 42,100                     | 42,100                     |
| 7  | <b>H. Office of the Attorney General</b>      | 10,399,408                 | 10,399,408                 |
| 8  | <b>I. Mental Health and Substance Abuse</b>   | 225,862                    | 225,862                    |
| 9  | <b>J. Military Affairs</b>                    | 1,547,700                  | 1,547,700                  |
| 10 | <b>K. Public Health and Social Services</b>   | 25,114,090                 | 25,114,090                 |
| 11 | <b>L. University of Guam</b>                  | <u>2,943,706</u>           | <u>2,943,706</u>           |
| 12 | <b>TOTAL FEDERAL MATCHING</b>                 |                            |                            |
| 13 | <b>GRANTS-IN-AID REVENUE</b>                  | <b>\$45,148,668</b>        | <b>\$45,148,668</b>        |
| 14 | <b>REVENUE SUMMARY:</b>                       |                            |                            |
| 15 | <b>TOTAL GENERAL FUND REVENUE</b>             | <b>\$552,108,494</b>       | <b>\$563,947,244</b>       |
| 16 | <b>TOTAL SPECIAL FUND REVENUE</b>             | <b>\$132,106,654</b>       | <b>\$135,291,175</b>       |
| 17 | <b>TOTAL FEDERAL MATCHING</b>                 |                            |                            |
| 18 | <b>GRANTS IN-AID REVENUE</b>                  | <u><b>\$45,148,668</b></u> | <u><b>\$45,148,668</b></u> |
| 19 | <b>GRAND TOTAL</b>                            | <b>\$729,363,816</b>       | <b>\$744,387,087</b>       |

20 **Section 3. Debt Service Continuing Appropriations for Fiscal Year 2012 and Fiscal**  
21 **Year 2013.** The following are continuing appropriations for debt service requirements:

| 1  | <u>FY 2012</u>  | <u>FY 2013</u>   |
|----|---|------------------|
| 2  | <b>A. GENERAL OBLIGATION BONDS,</b>                           |                  |
| 3  | <b>SERIES 1993 A</b>  |                  |
| 4  | (For education capital projects; Real Property                |                  |
| 5  | Taxes pledged; due FY 2018 as final year; P.L.                |                  |
| 6  | 29-19 and P.L. 29-21, net of UOG Bond                         |                  |
| 7  | Payment Obligation \$2,027,488)            [\$2,808,214] 1/   | [\$3,556,483] 1/ |
| 8  | 1/ Debt service payment schedule restructure;                 |                  |
| 9  | not part of adopted revenues                                  |                  |
| 10 | <b>B. LIMITED OBLIGATION HIGHWAY</b>                          |                  |
| 11 | <b>REFUNDING BOND 2001 SERIES A</b>                           |                  |
| 12 | (P.L. No. 24-70; due FY 2012 as the final year;               |                  |
| 13 | source of payment from Liquid Fuel Taxes) [\$6,024,425] 2/    | \$0 2/           |
| 14 | 2/ L.O. Highway Bond 2001A Bond Reserve and                   |                  |
| 15 | Bond Funds; not part of adopted revenues.                     |                  |
| 16 | Debt service matures in FY 2012                               |                  |
| 17 | <b>C. LIMITED OBLIGATION (SECTION 30)</b>                     |                  |
| 18 | <b>BONDS SERIES A, 2001</b>                                   |                  |
| 19 | <b>(SECTION 30 FUNDS)</b>                                     |                  |
| 20 | (Water System Revenue Bond; P.L. 26-58,                       |                  |
| 21 | amended by P.L. 26-59; Section 30 fund                        |                  |
| 22 | pledged; due FY 2012 as final year)            \$9,825,631 3/ | \$0 3/           |
| 23 | 3/ Section 30 Funds (General Fund)                            |                  |

| 1  | <u>FY 2012</u>                              | <u>FY 2013</u>  |
|----|---|-----------------|
| 2  | <b>D. 2002 SHORT TERM FINANCING</b>         |                 |
| 3  | <b>(SECTION 30 FUNDS)</b>                   |                 |
| 4  | (Line of Credit; P.L. 26-84 amended by      |                 |
| 5  | P.L. 26-122 and P.L. 26-130; due FY 2012    |                 |
| 6  | as the final year; source of payment        |                 |
| 7  | Section 30 Funds)                           | \$ 1,281,818 4/ |
| 8  | 4/ Section 30 Funds (General Fund)          | \$ 1,722,976 4/ |
| 9  | <b>E. LIMITED OBLIGATION</b>                |                 |
| 10 | <b>INFRASTRUCTURE</b>                       |                 |
| 11 | <b>IMPROVEMENT BONDS,</b>                   |                 |
| 12 | <b>1997 SERIES A (TAF)</b>                  |                 |
| 13 | (Tumon Redevelopment; payment               |                 |
| 14 | from the Tourist Attraction Fund,           |                 |
| 15 | pursuant to P.L. 24-111)                    | \$4,765,778 5/  |
| 16 | 5/ Tourist Attraction Fund                  | \$4,766,875 5/  |
| 17 | <b>F. 2008 SHORT TERM FINANCING</b>         |                 |
| 18 | (Line of Credit; P.L. 29-69 amended by P.L. |                 |
| 19 | 29-82 and P.L. 29-87; due FY 2012 as the    |                 |
| 20 | final year; source of payment General Fund, |                 |
| 21 | secondary Section 30 Funds)                 | \$ 3,470,840 6/ |
| 22 | 6/General Fund                              | \$0 6/          |





1 **CHAPTER II**

2 **APPROPRIATIONS FOR EXECUTIVE BRANCH OPERATIONS**

3 **Section 1. Executive Branch Appropriations for Fiscal Year 2012 and Fiscal**

4 **Year 2013.** Four Hundred Seventy Million One Hundred Seventy Six Thousand Three

5 Hundred Fifteen Dollars (**\$470,176,315**) are appropriated for the operations of the

6 Executive Branch for fiscal year ending September 30, 2012. This sum is composed of

7 Three Hundred Seventy Seven Million Three Hundred Forty Two Thousand Seven

8 Hundred Fifty Two Dollars (**\$377,342,752**) from the General Fund; Seventy Two Million

9 Nine Hundred Seventy Nine Thousand Three Hundred Forty Three Dollars (**\$72,979,343**)

10 from Special Funds; and Nineteen Million Eight Hundred Fifty Four Thousand Two

11 Hundred Twenty Dollars (**\$19,854,220**) from Federal Matching Grants-in-Aid. Four

12 Hundred Ninety Three Million Four Hundred Thirty Two Thousand Three Hundred

13 Seventy Six Dollars (**\$493,432,376**) are appropriated for the operations of the Executive

14 Branch for fiscal year ending September 30, 2013. This sum is composed of Four

15 Hundred Million One Hundred Thirty One Thousand Three Hundred Thirty Seven

16 Dollars (**\$400,131,337**) from the General Fund; Seventy Three Million Four Hundred

17 Forty Six Thousand Eight Hundred Nineteen Dollars (**\$73,446,819**) from Special Funds;

18 and Nineteen Million Eight Hundred Fifty Four Thousand Two Hundred Twenty Dollars

19 (**\$19,854,220**) from Federal Matching Grants-in-Aid. The Fiscal Years 2012 and 2013

20 appropriations shall be expended as follows:

21



|    |                                 | <b>General</b> | <b>Special</b> | <b>Federal Fund</b> | <b>Total</b> |
|----|---------------------------------|----------------|----------------|---------------------|--------------|
|    |                                 | <b>Fund</b>    | <b>Fund</b>    | <b>Match</b>        |              |
| 3  | <b>I. EXECUTIVE DIRECTION</b>   |                |                |                     |              |
| 4  | <b>A. Office of I Maga'laha</b> |                |                |                     |              |
| 5  | Guåhan and I Segundu            |                |                |                     |              |
| 6  | Na Maga'laha Guåhan             |                |                |                     |              |
| 7  |                                 | <b>FY 2012</b> | \$6,307,189    | \$369,928 1/        | \$6,677,117  |
| 8  |                                 | <b>FY 2013</b> | \$6,616,560    | \$369,928 1/        | \$6,986,488  |
| 9  | <b>B. Bureau of Budget and</b>  |                |                |                     |              |
| 10 | Management Research             |                |                |                     |              |
| 11 |                                 | <b>FY 2012</b> | \$1,090,867    | 450,073 1/          | 1,540,940    |
| 12 |                                 | <b>FY 2013</b> | \$1,139,330    | 450,073 1/          | 1,589,403    |
| 13 | <b>C. Bureau of Statistics</b>  |                |                |                     |              |
| 14 | and Plans                       |                |                |                     |              |
| 15 |                                 | <b>FY 2012</b> | 1,222,034      |                     | 1,222,034    |
| 16 |                                 | <b>FY 2013</b> | 1,276,324      |                     | 1,276,324    |
| 17 | <b>D. Military Affairs</b>      |                |                |                     |              |
| 18 |                                 | <b>FY 2012</b> | 673,834        | \$1,547,700         | 2,221,534    |
| 19 |                                 | <b>FY 2013</b> | 703,770        | \$1,547,700         | 2,251,470    |
| 20 | <b>E. Veterans Affairs</b>      |                |                |                     |              |
| 21 |                                 | <b>FY 2012</b> | 410,451        |                     | 410,451      |
| 22 |                                 | <b>FY 2013</b> | 428,686        |                     | 428,686      |
| 23 |                                 |                |                |                     |              |

|    |                          | <b>General</b>      | <b>Special</b>   | <b>Federal Fund</b> | <b>Total</b>        |
|----|--------------------------|---------------------|------------------|---------------------|---------------------|
|    |                          | <b>Fund</b>         | <b>Fund</b>      | <b>Match</b>        |                     |
| 1  |                          |                     |                  |                     |                     |
| 2  |                          |                     |                  |                     |                     |
| 3  | <b>F. Civil Service</b>  |                     |                  |                     |                     |
| 4  | Commission               |                     |                  |                     |                     |
| 5  | <b>FY 2012</b>           | 841,780             |                  |                     | 841,780             |
| 6  | <b>FY 2013</b>           | 879,177             |                  |                     | 879,177             |
| 7  | <b>G. Guam Election</b>  |                     |                  |                     |                     |
| 8  | Commission               |                     |                  |                     |                     |
| 9  | <b>FY 2012</b>           | 908,223             |                  |                     | 908,223             |
| 10 | <b>FY 2013</b>           | 948,572             |                  |                     | 948,572             |
| 11 | <b>H. Commission on</b>  |                     |                  |                     |                     |
| 12 | Decolonization           |                     |                  |                     |                     |
| 13 | <b>FY 2012</b>           | 243,972             |                  |                     | 243,972             |
| 14 | <b>FY 2013</b>           | 254,811             |                  |                     | 254,811             |
| 15 | <b>TOTAL EXECUTIVE</b>   |                     |                  |                     |                     |
| 16 | <b>DIRECTION</b>         |                     |                  |                     |                     |
| 17 | <b>FY 2012</b>           | <b>\$11,698,350</b> | <b>\$820,001</b> | <b>\$1,547,700</b>  | <b>\$14,066,051</b> |
| 18 | <b>FY 2013</b>           | <b>\$12,247,230</b> | <b>\$820,001</b> | <b>\$1,547,700</b>  | <b>\$14,614,931</b> |
| 19 | <b>II. PUBLIC SAFETY</b> |                     |                  |                     |                     |
| 20 | <b>A. Guam Police</b>    |                     |                  |                     |                     |
| 21 | <b>FY 2012</b>           | 26,246,220          | 526,419 2/       | 726,136             | 27,498,775          |
| 22 | <b>FY 2013</b>           | 27,412,229          | 547,309 2/       | 726,136             | 28,685,674          |
| 23 |                          |                     |                  |                     |                     |

|    |                         | <b>General</b>      | <b>Special</b>     | <b>Federal Fund</b> | <b>Total</b>        |
|----|-------------------------|---------------------|--------------------|---------------------|---------------------|
|    |                         | <b>Fund</b>         | <b>Fund</b>        | <b>Match</b>        |                     |
| 3  | <b>B. Guam Fire</b>     |                     |                    |                     |                     |
| 4  | <b>FY 2012</b>          | 30,529,982          | 1,685,751 3/       | 102,000             | 32,317,733          |
| 5  | <b>FY 2013</b>          | 31,886,300          | 1,670,687 3/       | 102,000             | 33,658,987          |
| 6  | <b>C. Corrections</b>   |                     |                    |                     |                     |
| 7  | <b>FY 2012</b>          | 15,931,112          | 1,011,203 4/       |                     | 16,942,315          |
| 8  | <b>FY 2013</b>          | 17,638,864          | 951,661 4/         |                     | 18,590,525          |
| 9  | <b>D. Youth Affairs</b> |                     |                    |                     |                     |
| 10 | <b>FY 2012</b>          | 4,079,726           | 352,771 5/         |                     | 4,432,497           |
| 11 | <b>FY 2013</b>          | 4,613,742           |                    |                     | 4,613,742           |
| 12 | <b>E. Chief Medical</b> |                     |                    |                     |                     |
| 13 | <b>Examiner</b>         |                     |                    |                     |                     |
| 14 | <b>FY 2012</b>          | 411,806             |                    |                     | 411,806             |
| 15 | <b>FY 2013</b>          | 430,101             |                    |                     | 430,101             |
| 16 | <b>TOTAL PUBLIC</b>     |                     |                    |                     |                     |
| 17 | <b>SAFETY</b>           |                     |                    |                     |                     |
| 18 | <b>FY 2012</b>          | <b>\$77,198,846</b> | <b>\$3,576,144</b> | <b>\$828,136</b>    | <b>\$81,603,126</b> |
| 19 | <b>FY 2013</b>          | <b>\$81,981,236</b> | <b>\$3,169,657</b> | <b>\$828,136</b>    | <b>\$85,979,029</b> |
| 20 |                         |                     |                    |                     |                     |

|    |   | <b>General</b> | <b>Special</b>     | <b>Federal Fund</b> | <b>Total</b>       |
|----|---|----------------|--------------------|---------------------|--------------------|
|    |   | <b>Fund</b>    | <b>Fund</b>        | <b>Match</b>        |                    |
| 1  |   |                |                    |                     |                    |
| 2  |   |                |                    |                     |                    |
| 3  | <b>III. HOMELAND SECURITY</b>                 |                |                    |                     |                    |
| 4  | <b>A. Customs and</b>                         |                |                    |                     |                    |
| 5  | <b>Quarantine</b>                             |                |                    |                     |                    |
| 6  | <b>FY 2012</b>                                |                | 7,936,699 6/       |                     | 7,936,699          |
| 7  | <b>FY 2013</b>                                |                | 8,080,536 6/       |                     | 8,080,536          |
| 8  | <b>TOTAL HOMELAND</b>                         |                |                    |                     |                    |
| 9  | <b>SECURITY</b>                               |                |                    |                     |                    |
| 10 | <b>FY 2012</b>                                | \$             | <b>\$7,936,699</b> | \$                  | <b>\$7,936,699</b> |
| 11 | <b>FY 2013</b>                                | \$             | <b>\$8,080,536</b> | \$                  | <b>\$8,080,536</b> |
| 12 | <b>IV. HEALTH</b>                             |                |                    |                     |                    |
| 13 | <b>A. Integrated Services for Individuals</b> |                |                    |                     |                    |
| 14 | <b>with Disabilities</b>                      |                |                    |                     |                    |
| 15 | <b>FY 2012</b>                                | 1,340,403      | 513,881 5/         | 2,052,208           | 3,906,492          |
| 16 | <b>FY 2013</b>                                | 1,399,951      | 526,683 5/         | 2,052,208           | 3,978,842          |
| 17 | <b>B. Medical Referral</b>                    |                |                    |                     |                    |
| 18 | <b>Offices</b>                                |                |                    |                     |                    |
| 19 | <b>FY 2012</b>                                | 656,588        |                    |                     | 656,588            |
| 20 | <b>FY 2013</b>                                | 728,902        |                    |                     | 728,902            |
| 21 |   |                |                    |                     |                    |

|    |                              | <b>General</b>      | <b>Special</b>     | <b>Federal Fund</b> | <b>Total</b>        |
|----|------------------------------|---------------------|--------------------|---------------------|---------------------|
|    |                              | <b>Fund</b>         | <b>Fund</b>        | <b>Match</b>        |                     |
| 3  | <b>C. Mental Health and</b>  |                     |                    |                     |                     |
| 4  | Substance Abuse              |                     |                    |                     |                     |
| 5  | <b>FY 2012</b>               | 13,538,652          | 3,049,328 5/       | 225,862             | 16,813,842          |
| 6  | <b>FY 2013</b>               | 18,538,652          | 3,049,328 5/       | 225,862             | 21,813,842          |
| 7  | <b>D. Public Health and</b>  |                     |                    |                     |                     |
| 8  | Social Services              |                     |                    |                     |                     |
| 9  | <b>FY 2012</b>               | 25,056,838          | 5,164,909 7/       | 10,219,050          | 40,440,797          |
| 10 | <b>FY 2013</b>               | 26,723,996          | 5,169,373 7/       | 10,219,050          | 42,112,419          |
| 11 | <b>TOTAL HEALTH</b>          |                     |                    |                     |                     |
| 12 | <b>FY 2012</b>               | <b>\$40,592,481</b> | <b>\$8,728,118</b> | <b>\$12,497,120</b> | <b>\$61,817,719</b> |
| 13 | <b>FY 2013</b>               | <b>\$47,391,501</b> | <b>\$8,745,384</b> | <b>\$12,497,120</b> | <b>\$68,634,005</b> |
| 14 | <b>V. EDUCATION</b>          |                     |                    |                     |                     |
| 15 | <b>A. Guam Commission on</b> |                     |                    |                     |                     |
| 16 | Education Certification      |                     |                    |                     |                     |
| 17 | <b>FY 2012</b>               | 232,142             |                    |                     | 232,142             |
| 18 | <b>FY 2013</b>               | 242,455             |                    |                     | 242,455             |
| 19 | <b>B. Guam Community</b>     |                     |                    |                     |                     |
| 20 | College                      |                     |                    |                     |                     |
| 21 | <b>FY 2012</b>               | 12,199,194          |                    | 1,471,408           | 13,670,602          |
| 22 | <b>FY 2013</b>               | 12,741,153          |                    | 1,471,408           | 14,212,561          |
| 23 |                              |                     |                    |                     |                     |

|    |                               | <b>General</b>       | <b>Special</b>      | <b>Federal Fund</b> | <b>Total</b>         |
|----|-------------------------------|----------------------|---------------------|---------------------|----------------------|
|    |                               | <b>Fund</b>          | <b>Fund</b>         | <b>Match</b>        |                      |
| 3  | <b>C. Guam Department</b>     |                      |                     |                     |                      |
| 4  | of Education                  |                      |                     |                     |                      |
| 5  | <b>FY 2012</b>                | 164,656,687          | 26,046,544 8/       |                     | 190,703,231          |
| 6  | <b>FY 2013</b>                | 171,618,919          | 26,137,753 8/       |                     | 197,756,672          |
| 7  | <b>D. Guam Public Library</b> |                      |                     |                     |                      |
| 8  | <b>FY 2012</b>                | 1,437,639            |                     |                     | 1,437,639            |
| 9  | <b>FY 2013</b>                | 1,501,507            |                     |                     | 1,501,507            |
| 10 | <b>E. PBS Guam</b>            |                      |                     |                     |                      |
| 11 | <b>FY 2012</b>                | 623,596              |                     |                     | 623,596              |
| 12 | <b>FY 2013</b>                | 651,300              |                     |                     | 651,300              |
| 13 | <b>F. University of Guam</b>  |                      |                     |                     |                      |
| 14 | <b>FY 2012</b>                | 26,687,121           |                     | 2,943,706           | 29,630,827           |
| 15 | <b>FY 2013</b>                | 27,872,717           |                     | 2,943,706           | 30,816,423           |
| 16 | <b>TOTAL EDUCATION</b>        |                      |                     |                     |                      |
| 17 | <b>FY 2012</b>                | <b>\$205,836,379</b> | <b>\$26,046,544</b> | <b>\$4,415,114</b>  | <b>\$236,298,037</b> |
| 18 | <b>FY 2013</b>                | <b>\$214,628,051</b> | <b>\$26,137,753</b> | <b>\$4,415,114</b>  | <b>\$245,180,918</b> |
| 19 | <b>VI. FINANCE AND</b>        |                      |                     |                     |                      |
| 20 | <b>ADMINISTRATION</b>         |                      |                     |                     |                      |
| 21 | <b>A. Administration</b>      |                      |                     |                     |                      |
| 22 | <b>FY 2012</b>                | 8,712,559            | 916,893 1/          |                     | 9,629,452            |
| 23 | <b>FY 2013</b>                | 9,099,621            | 877,016 1/          |                     | 9,976,637            |

|    |                               | <b>General</b>     | <b>Special</b>   | <b>Federal Fund</b> | <b>Total</b>       |
|----|-------------------------------|--------------------|------------------|---------------------|--------------------|
|    |                               | <b>Fund</b>        | <b>Fund</b>      | <b>Match</b>        |                    |
| 3  | <b>TOTAL FINANCE AND</b>      |                    |                  |                     |                    |
| 4  | <b>ADMINISTRATION</b>         |                    |                  |                     |                    |
| 5  | <b>FY 2012</b>                | <b>\$8,712,559</b> | <b>\$916,893</b> | <b>\$</b>           | <b>\$9,629,452</b> |
| 6  | <b>FY 2013</b>                | <b>\$9,099,621</b> | <b>\$877,016</b> | <b>\$</b>           | <b>\$9,976,637</b> |
| 7  | <b>VII. NATURAL RESOURCES</b> |                    |                  |                     |                    |
| 8  | <b>A. Agriculture</b>         |                    |                  |                     |                    |
| 9  | <b>FY 2012</b>                | 2,884,414          | 83,817 9/        | 216,550             | 3,184,781          |
| 10 | <b>FY 2013</b>                | 3,012,556          | 85,083 9/        | 216,550             | 3,314,189          |
| 11 | <b>B. Chamorro Land Trust</b> |                    |                  |                     |                    |
| 12 | Commission                    |                    |                  |                     |                    |
| 13 | <b>FY 2012</b>                |                    | 737,643 10/      |                     | 737,643            |
| 14 | <b>FY 2013</b>                |                    | 975,413 10/      |                     | 975,413            |
| 15 | <b>C. Guam Environmental</b>  |                    |                  |                     |                    |
| 16 | Protection Agency             |                    |                  |                     |                    |
| 17 | <b>FY 2012</b>                |                    | 632,696 11/      |                     | 632,696            |
| 18 | <b>FY 2013</b>                |                    | 620,636 11/      |                     | 620,636            |
| 19 | <b>D. Land Management</b>     |                    |                  |                     |                    |
| 20 | <b>FY 2012</b>                | 867,160            | 2,885,837 12/    |                     | 3,752,997          |
| 21 | <b>FY 2013</b>                | 905,684            | 3,106,697 12/    |                     | 4,012,381          |
| 22 |                               |                    |                  |                     |                    |

|    |  | <b>General</b>     | <b>Special</b>     | <b>Federal Fund</b> | <b>Total</b>        |
|----|--|--------------------|--------------------|---------------------|---------------------|
|    |  | <b>Fund</b>        | <b>Fund</b>        | <b>Match</b>        |                     |
| 3  | <b>E. Ancestral Lands</b>                    |                    |                    |                     |                     |
| 4  | Commission                                   |                    |                    |                     |                     |
| 5  | <b>FY 2012</b>                               | 214,209            |                    |                     | 214,209             |
| 6  | <b>FY 2013</b>                               | 223,725            |                    |                     | 223,725             |
| 7  | <b>F. Parks and Recreation</b>               |                    |                    |                     |                     |
| 8  | <b>FY 2012</b>                               | 3,536,921          | 193,304            | 13/                 | 3,730,225           |
| 9  | <b>FY 2013</b>                               | 3,694,052          | 192,763            | 13/                 | 3,886,815           |
| 10 | <b>TOTAL NATURAL</b>                         |                    |                    |                     |                     |
| 11 | <b>RESOURCES</b>                             |                    |                    |                     |                     |
| 12 | <b>FY 2012</b>                               | <b>\$7,502,704</b> | <b>\$4,533,297</b> | <b>\$216,550</b>    | <b>\$12,252,551</b> |
| 13 | <b>FY 2013</b>                               | <b>\$7,836,017</b> | <b>\$4,980,592</b> | <b>\$216,550</b>    | <b>\$13,033,159</b> |
| 14 | <b>VIII. LABOR</b>                           |                    |                    |                     |                     |
| 15 | <b>A. Contractors License</b>                |                    |                    |                     |                     |
| 16 | Board  |                    |                    |                     |                     |
| 17 | <b>FY 2012</b>                               |                    | 853,910            | 14/                 | 853,910             |
| 18 | <b>FY 2013</b>                               |                    | 862,580            | 14/                 | 862,580             |
| 19 | <b>B. Professional Engineers, Architects</b> |                    |                    |                     |                     |
| 20 | and Land Surveyors (PEALS) Board             |                    |                    |                     |                     |
| 21 | <b>FY 2012</b>                               |                    | 244,062            | 15/                 | 244,062             |
| 22 | <b>FY 2013</b>                               |                    | 271,885            | 15/                 | 271,885             |



|    |  | <b>General</b>     | <b>Special</b>     | <b>Federal Fund</b> | <b>Total</b>       |
|----|--|--------------------|--------------------|---------------------|--------------------|
|    |  | <b>Fund</b>        | <b>Fund</b>        | <b>Match</b>        |                    |
| 3  | <b>C. Labor</b>                        |                    |                    |                     |                    |
| 4  | <b>FY 2012</b>                         | 1,427,355          | 552,192 16/        | 42,100              | 2,021,647          |
| 5  | <b>FY 2013</b>                         | 1,490,766          | 539,260 16/        | 42,100              | 2,072,126          |
| 6  | <b>TOTAL LABOR</b>                     |                    |                    |                     |                    |
| 7  | <b>FY 2012</b>                         | <b>\$1,427,355</b> | <b>\$1,650,164</b> | <b>\$42,100</b>     | <b>\$3,119,619</b> |
| 8  | <b>FY 2013</b>                         | <b>\$1,490,766</b> | <b>\$1,673,725</b> | <b>\$42,100</b>     | <b>\$3,206,591</b> |
| 9  | <b>IX. TOURISM AND CULTURE</b>         |                    |                    |                     |                    |
| 10 | <b>A. Chamorro Affairs</b>             |                    |                    |                     |                    |
| 11 | <b>FY 2012</b>                         | 1,119,529          |                    |                     | 1,119,529          |
| 12 | <b>FY 2013</b>                         | 1,169,265          |                    |                     | 1,169,265          |
| 13 | <b>B. Guam Council on the Arts and</b> |                    |                    |                     |                    |
| 14 | <b>Humanities Agency</b>               |                    |                    |                     |                    |
| 15 | <b>FY 2012</b>                         | 307,500            |                    | 307,500             | 615,000            |
| 16 | <b>FY 2013</b>                         | 321,161            |                    | 307,500             | 628,661            |
| 17 | <b>TOTAL TOURISM AND</b>               |                    |                    |                     |                    |
| 18 | <b>CULTURE</b>                         |                    |                    |                     |                    |
| 19 | <b>FY 2012</b>                         | <b>\$1,427,029</b> | <b>\$</b>          | <b>\$307,500</b>    | <b>\$1,734,529</b> |
| 20 | <b>FY 2013</b>                         | <b>\$1,490,426</b> | <b>\$</b>          | <b>\$307,500</b>    | <b>\$1,797,926</b> |
| 21 |  |                    |                    |                     |                    |

|    |                                  | <b>General</b>       | <b>Special</b>      | <b>Federal Fund</b> | <b>Total</b>         |
|----|----------------------------------|----------------------|---------------------|---------------------|----------------------|
|    |                                  | <b>Fund</b>          | <b>Fund</b>         | <b>Match</b>        |                      |
| 3  | <b>X. TRANSPORTATION</b>         |                      |                     |                     |                      |
| 4  | <b>A. Public Works</b>           |                      |                     |                     |                      |
| 5  | <b>FY 2012</b>                   | 12,494,930           | 18,106,266          | 17/                 | 30,601,196           |
| 6  | <b>FY 2013</b>                   | 13,050,027           | 18,283,096          | 17/                 | 31,333,123           |
| 7  | <b>TOTAL</b>                     |                      |                     |                     |                      |
| 8  | <b>TRANSPORTATION</b>            |                      |                     |                     |                      |
| 9  | <b>FY 2012</b>                   | <b>\$12,494,930</b>  | <b>\$18,106,266</b> | <b>\$</b>           | <b>\$30,601,196</b>  |
| 10 | <b>FY 2013</b>                   | <b>\$13,050,027</b>  | <b>\$18,283,096</b> | <b>\$</b>           | <b>\$31,333,123</b>  |
| 11 | <b>XI. REVENUE AND</b>           |                      |                     |                     |                      |
| 12 | <b>TAXATION</b>                  |                      |                     |                     |                      |
| 13 | <b>A. Revenue &amp; Taxation</b> |                      |                     |                     |                      |
| 14 | <b>FY 2012</b>                   | 10,452,119           | 665,217             | 18/                 | 11,117,336           |
| 15 | <b>FY 2013</b>                   | 10,916,462           | 679,059             | 18/                 | 11,595,521           |
| 16 | <b>TOTAL REVENUE AND</b>         |                      |                     |                     |                      |
| 17 | <b>TAXATION</b>                  |                      |                     |                     |                      |
| 18 | <b>FY 2012</b>                   | <b>\$10,452,119</b>  | <b>\$665,217</b>    | <b>\$</b>           | <b>\$11,117,336</b>  |
| 19 | <b>FY 2013</b>                   | <b>\$10,916,462</b>  | <b>\$679,059</b>    | <b>\$</b>           | <b>\$11,595,521</b>  |
| 20 | <b>GRAND TOTAL</b>               |                      |                     |                     |                      |
| 21 | <b>FY 2012</b>                   | <b>\$377,342,752</b> | <b>\$72,979,343</b> | <b>\$19,854,220</b> | <b>\$470,176,315</b> |
| 22 | <b>FY 2013</b>                   | <b>\$400,131,337</b> | <b>\$73,446,819</b> | <b>\$19,854,220</b> | <b>\$493,432,376</b> |
| 23 |                                  |                      |                     |                     |                      |

1 **NOTES:**

2 1/ **Indirect Cost Fund**

3 2/ **Police Services Fund**

4 3/ **FY 2012 - Enhanced 911 Emergency Reporting System Fund (\$1,608,278) and Fire, Life**  
5 **and Medical Emergency Fund (\$77,473)**

6 **FY 2013 - Enhanced 911 Emergency Reporting System Fund (\$1,593,214) and Fire, Life**  
7 **and Medical Emergency Fund (\$77,473)**

8 4/ **FY 2012 - Corrections Revolving Fund (\$915,203) and Safe Streets Fund (\$96,000)**

9 **FY 2013 - Corrections Revolving Fund (\$855,661) and Safe Streets Fund (\$96,000)**

10 5/ **Healthy Futures Fund**

11 6/ **Customs, Agriculture and Quarantine Inspection Services Fund**

12 7/ **FY 2012 - Environmental Health Fund (\$685,386); and Healthy Futures Fund**  
13 **(\$4,479,523)**

14 **FY 2013 - Environmental Health Fund (\$689,850); and Healthy Futures Fund**  
15 **(\$4,479,523)**

16 8/ **FY 2012 - Public School Library Resources Fund (\$652,440); School Lunch/Child**  
17 **Nutritional Meal Reimbursement Fund (\$8,175,000) and Territorial**  
18 **Education Facilities Fund (\$17,219,104)**

19 **FY 2013 - Public School Library Resources Fund (\$664,765); School Lunch/Child**  
20 **Nutritional Meal Reimbursement Fund (\$8,175,000) and Territorial**  
21 **Education Facilities Fund (\$17,297,988)**

22 9/ **Guam Plant Inspection and Permit Fund**

23 10/ **Chamorro Land Trust Operations Fund**

24 11/ **FY 2012 - Air Pollution Control Special Fund (\$192,537); Guam Environmental Trust**  
25 **Fund (\$291,353); Water Research and Development Fund (\$77,134) and**  
26 **Water Protection Fund (\$71,672)**

- 1           **FY 2013 - Air Pollution Control Special Fund (\$191,830); Guam Environmental Trust**  
2                           **Fund (\$289,449); Water Research and Development Fund (\$70,002) and**  
3                           **Water Protection Fund (\$69,355)**
- 4   **12/ Land Survey Revolving Fund**
- 5   **13/ Public Recreation Services Fund**
- 6   **14/ Guam Contractors License Board Fund**
- 7   **15/ Professional Engineers, Architects and Land Surveyors Board Fund**
- 8   **16/ Manpower Development Fund**
- 9   **17/ FY 2012 - DPW Building and Design Fund (\$504,712); Guam Highway Fund**  
10                           **(\$11,154,928) and Solid Waste Operations Fund (\$6,446,626)**
- 11           **FY 2013 - DPW Building and Design Fund (\$504,712); Guam Highway Fund**  
12                           **(\$11,154,928) and Solid Waste Operations Fund (\$6,623,456)**
- 13   **18/ FY 2012 - Tax Collection Enhancement Fund**
- 14           **FY 2013 - Tax Collection Enhancement Fund**

1 **CHAPTER III**

2 **MISCELLANEOUS APPROPRIATIONS**

3 **Section 1. University of Guam for Scholarships and Training Programs.**

4 **(a) Student Scholarships, Financial Assistance Programs and Program**  
5 **Administration.** The sum of Two Million Four Hundred Twenty Three Thousand One  
6 Hundred Thirty Seven Dollars (**\$2,423,137**) is appropriated from the General Fund to the  
7 University of Guam for Fiscal Year 2012, and the sum of Two Million Five Hundred  
8 Thirty Thousand Seven Hundred Eighty Seven Dollars (**\$2,530,787**) is appropriated from  
9 the General Fund to the University of Guam for Fiscal Year 2013 for: Merit Awards,  
10 Student Loans, Nurse Training Programs, Professional and Technical Awards, Reserve  
11 Officer Training Corps (ROTC), Regent Scholarships, Marine Lab Graduate Assistance  
12 Programs, Early High School Admission Programs, Pedro “Doc” Sanchez Scholarship  
13 Programs, John F. Quan Memorial Scholarship Program and the administration of all  
14 student financial assistance programs. The President of the University of Guam *shall*  
15 allocate this appropriation in order to fund said student scholarships, financial assistance  
16 programs and program administration.

17 **(b) Dr. Antonio C. Yamashita Educator Corps.** The sum of One Million  
18 One Hundred Seventy Six Thousand Two Hundred Twenty One Dollars (**\$1,176,221**) is  
19 appropriated from the General Fund to the University of Guam for Fiscal Year 2012, and  
20 the sum of One Million Two Hundred Twenty Eight Thousand Four Hundred Seventy  
21 Six Dollars (**\$1,228,476**) is appropriated from the General Fund to the University of  
22 Guam for Fiscal Year 2013, for the Dr. Antonio C. Yamashita Educator Corps. The  
23 President of the University of Guam *shall* disburse, pursuant to the directives and policies

1 of the Educator Corps Council, stipends for the Dr. Antonio C. Yamashita Educator  
2 Corps and funds for the administration of said program pursuant to Chapter 18 of Title 17  
3 of the Guam Code Annotated and § 15107, Chapter 15 of Title 17 of the Guam Code  
4 Annotated, as *amended*.

5 The President of the University of Guam *shall* post on the University of Guam's  
6 website all reports mandated by this Act regarding the Dr. Antonio C. Yamashita  
7 Educator Corps.

8 **Section 2. University of Guam for Aquaculture Development and**  
9 **Training Center.** The sum of One Hundred Twenty Five Thousand Two Hundred Fifty  
10 Four Dollars (**\$125,254**) is appropriated from the General Fund to the University of  
11 Guam for Fiscal Year 2012, and the sum of One Hundred Thirty Thousand Eight  
12 Hundred Nineteen Dollars (**\$130,819**) is appropriated from the General Fund to the  
13 University of Guam Fiscal Year 2013, for the *sole* purpose of funding the continued  
14 operations of the Aquaculture Development and Training Center. Said funds *shall* not be  
15 transferred or used for any other purpose.

16 **Section 3. University of Guam for WERI's Guam Hydrologic Survey.**  
17 The sum of One Hundred Eighty Two Thousand Six Hundred Ninety Four Dollars  
18 (**\$182,694**) is appropriated from the General Fund to the University of Guam for Fiscal  
19 Year 2012, and the sum of One Hundred Ninety Thousand Eight Hundred Ten Dollars  
20 (**\$190,810**) is appropriated from the General Fund to the University of Guam for Fiscal  
21 Year 2013, for the sole purpose of funding the Guam Hydrologic Survey (GHS)  
22 administered by the Water and Environmental Research Institute of the Western Pacific  
23 (WERI). WERI *shall* continue to administer the GHS for those purposes previously

1 established by Guam law. Such funds shall *not* be transferred *or* used for any other  
2 purpose.

3           **Section 4. University of Guam for WERI's Comprehensive Water**  
4 **Resource Monitoring Program.** The sum of One Hundred Fifty Five Thousand Six  
5 Hundred Twenty Six Dollars (**\$155,626**) is appropriated from the General Fund to the  
6 University of Guam for Fiscal Year 2012, and the sum of One Hundred Sixty Two  
7 Thousand Five Hundred Forty Dollars (**\$162,540**) is appropriated from the General Fund  
8 to the University of Guam for Fiscal Year 2013, to fund the Water and Environmental  
9 Research Institute of the Western Pacific (WERI). Such funds *shall* be used for the *sole*  
10 purpose of matching the Federal funding for the Comprehensive Water Resource  
11 Monitoring Program. WERI *shall* continue to administer the Comprehensive Water  
12 Resource Monitoring Program for those purposes previously established by Guam law.  
13 Such funds shall *not* be transferred *or* used for any other purpose.

14           **Section 5. University of Guam for the Northern and Southern Soil and**  
15 **Water Conservation District Program.** The sum of One Hundred Forty Nine  
16 Thousand Three Hundred Eighty Four Dollars (**\$149,384**) is appropriated from the  
17 General Fund to the University of Guam for Fiscal Year 2012, and the sum of One  
18 Hundred Fifty Six Thousand Twenty One Dollars (**\$156,021**) is appropriated from the  
19 General Fund to the University of Guam for Fiscal Year 2013 for operations and  
20 activities of the Northern and Southern Soil and Water Conservation District (SWCD)  
21 Program and *shall* be equally divided between the Northern and Southern Soil  
22 Conservation Districts. Expenditures from this appropriation *shall* be made upon the  
23 approval of the District Directors, with the consent of the SWCD Board and *shall not*

1 require further approval by the University of Guam *or* any other government entity. This  
2 appropriation is *not* subject to transfer *or* use for any other purpose.

3           **Section 6. University of Guam for KPRG (Public Radio).** The sum of  
4 Eighty Nine Thousand Four Hundred Sixty Seven Dollars (**\$89,467**) is appropriated from  
5 the General Fund to the University of Guam for the KPRG (Public Radio) for Fiscal Year  
6 2012, and the sum of Ninety Three Thousand Four Hundred Forty Two Dollars (**\$93,442**)  
7 is appropriated from the General Fund to the University of Guam for the KPRG (Public  
8 Radio) for Fiscal Year 2013 operations. The President of the University of Guam *shall*  
9 disburse the funds to KPRG. *No later than* thirty (30) days after the close of each fiscal  
10 quarter of Fiscal Year 2012 and Fiscal Year 2013, the General Manager of KPRG *shall*  
11 submit to the President of the University of Guam, and post on KPRG's website, all  
12 reports mandated by this Act.

13           **Section 7. Guam Community College Licensed Practical Nursing and**  
14 **Vocational Guidance Programs.** The sum of Seven Hundred Five Thousand Fifty  
15 Eight Dollars (**\$705,058**) is appropriated from the General Fund to the Guam Community  
16 College for Fiscal Year 2012, and the sum of Seven Hundred Thirty Six Thousand Three  
17 Hundred Eighty One Dollars (**\$736,381**) is appropriated from the General Fund to the  
18 Guam Community College for Fiscal Year 2013, to support the operations of the  
19 Licensed Practical Nursing Program and Vocational Guidance Program.

20           **Section 8. Guam Community College Lodging Management Program /**  
21 **ProStart Program.** For each Fiscal Year 2012 and 2013, the sum of Twenty Four  
22 Thousand One Hundred Fifty Four Dollars (**\$24,154**) is appropriated from the Tourist



1 Attraction Fund to the Guam Community College for the Lodging Management Program  
2 / ProStart Program.

3           **Section 9. Guam Community College Apprenticeship Program.** The sum  
4 of One Million Two Hundred Eighty Eight Thousand Four Hundred Forty Eight Dollars  
5 **(\$1,288,448)** is appropriated from the Manpower Development Fund to the Guam  
6 Community College for Fiscal Year 2012, and the sum of One Million Two Hundred  
7 Fifty Eight Thousand Two Hundred Seventy One Dollars **(\$1,258,271)** is appropriated  
8 from the Manpower Development Fund to the Guam Community College for Fiscal Year  
9 2013, for the Guam Community College Apprenticeship Program. In addition to the  
10 authorization continued in § 7120, Chapter 7 of Title 22 of the Guam Code Annotated,  
11 the appropriations herein shall be available and authorized to be used by the Guam  
12 Community College to fund the operations of other programs at the College, as approved  
13 by the Board and Administration of the College.

14           **Section 10. Guam Department of Education Interscholastic Sports Fund.**

15           **(a)** For each Fiscal Year 2012 and 2013, the sum of Five Hundred Twenty  
16 Thousand Dollars **(\$520,000)** is appropriated from the Healthy Futures Fund to the  
17 Interscholastic Sports Fund administered by the Guam Department of Education to be  
18 expended pursuant to § 7108 of Title 17 of the Guam Code Annotated. Appropriations  
19 made herein *shall* be available to fund the Outrigger Canoe, Rugby, and other sports  
20 programs, to include the payment of head coaches, assistant coaches, league fees and  
21 other expenses normally associated with a sport interscholastic program.

22           **(b)** For each Fiscal Year 2012 and 2013, the sum of Ninety Two Thousand  
23 Dollars **(\$92,000)** is appropriated from the Healthy Futures Fund to the Interscholastic

1 Sports Fund administered by the Guam Department of Education for busing services for  
2 interscholastic sports programs.

3 **Section 11. Guam Department of Education for Health and Physical**  
4 **Education Activities.** For each Fiscal Year 2012 and 2013, the sum of Two Hundred  
5 Seventy Nine Thousand Seven Hundred Fifty Four Dollars (**\$279,754**) is appropriated  
6 from the Healthy Futures Fund to the Guam Department of Education for Health and  
7 Physical Education programs, intramural sports, and similar activities.

8 **Section 12. Guam Department of Education Promissory Note**  
9 **Appropriation.** For each Fiscal Year 2012 and 2013, the sum of Two Million Four  
10 Hundred Thousand Dollars (**\$2,400,000**) is appropriated from the Territorial Education  
11 Facilities Fund to the Guam Department of Education to pay the Guam Power Authority  
12 for the Guam Department of Education Promissory Note (the agreement between the  
13 GDOE and the Guam Power Authority signed on July 20, 2004, and referred to as the  
14 “installation payment agreement for past due electrical service”).

15 **Section 13. Department of Mental Health and Substance Abuse for**  
16 **Detoxification, Rehabilitation and Prevention Services.** The sum of Eight Hundred  
17 Thirty Nine Thousand Forty Dollars (**\$839,040**) is appropriated from the General Fund to  
18 the Department of Mental Health and Substance Abuse for Fiscal Year 2012, and the sum  
19 of Eight Hundred Seventy Six Thousand Three Hundred Fifteen Dollars (**\$876,315**) is  
20 appropriated from the General Fund to the Department of Mental Health and Substance  
21 Abuse for Fiscal Year 2013, for outsourcing of drug and alcohol detoxification,  
22 rehabilitation, and prevention services, *provided* that the expenditure of such funds shall  
23 comply with §1421b (p) of Title 48 of the United States Code.

1           **Section 14. Guam Environmental Protection Agency Beach Monitoring.** For  
2 each Fiscal Year 2012 and 2013, the sum of One Hundred Thousand Dollars (**\$100,000**)  
3 is appropriated from the Tourist Attraction Fund to the Guam Environmental Protection  
4 Agency for the *sole* purpose of beach monitoring. This appropriation is *not* subject to  
5 transfer or use for any other purpose.

6           **Section 15. Retirees' Supplemental Annuity Benefits and Other Costs.**

7           **(a)** The sum of Eleven Million Six Hundred Ninety Six Thousand Three  
8 Hundred Three Dollars (**\$11,696,303**) is appropriated from the General Fund to the  
9 Supplemental Annuity Benefits Special Fund for Fiscal Year 2012, and the sum of  
10 Twelve Million Two Hundred Fifteen Thousand Nine Hundred Twenty Dollars  
11 (**\$12,215,920**) is appropriated from the General Fund to the Supplemental Annuity  
12 Benefits Special Fund for Fiscal Year 2013, for direct payments to government of Guam  
13 retirees who retired *prior* to October 1, 1995, or their survivors, for the continuing  
14 payment of Four Thousand Two Hundred Thirty Eight Dollars (\$4,238) per year in  
15 supplemental annuity benefits, consisting of the sums of One Thousand Two Hundred  
16 Dollars (\$1,200), One Thousand Five Hundred Dollars (\$1,500), Seven Hundred Dollars  
17 (\$700), and Eight Hundred Thirty Eight Dollars (\$838) in annual benefits authorized by  
18 various General Appropriation Acts.

19           **(b)** *No* retiree who is eligible for Retiree Supplemental Annuity Benefits  
20 provided for in Subsection (a) hereof *shall* receive said Benefits *if* his annual retirement  
21 annuity, *excluding* survivor benefits and excluding the Supplemental benefits authorized  
22 herein, is *greater than* Forty Thousand Dollars (\$40,000). No retiree who is eligible for  
23 Retiree Supplemental Annuity Benefits *shall* receive *more than* the sum of Forty

1 Thousand Dollars (\$40,000) in combined retirement annuities and Supplemental Annuity  
2 Benefits in any one Fiscal Year.

3 (c) The Director of Administration *shall* disburse to the retirees *or* their  
4 survivors, the supplemental annuity benefits provided for in Subsection (a) of this  
5 Section. The Government of Guam Retirement Fund *shall* provide the Director of  
6 Administration with the information he needs to effect disbursement.

7 (d) Funds held in the Supplemental Annuity Benefits Special Fund *shall not* be  
8 commingled with the General Fund *or* any other fund, *shall* be held in a separate bank  
9 account that *shall* continue to be administered by the Director of Administration and *shall*  
10 *not* be subject to *I Maga'lahaen Guåhan's* transfer authority.

11 (e) For each Fiscal Year 2012 and 2013, the Guam Power Authority, the A.B.  
12 Won Pat International Airport Authority, the Guam Economic Development Authority,  
13 the Guam Housing Corporation, the Government of Guam Retirement Fund, the Jose D.  
14 Leon Guerrero Commercial Port, the Guam Waterworks Authority and the Guam Visitors  
15 Bureau *shall* pay retirees eligible pursuant to subsection (a) hereof who have retired from  
16 that entity the sum of Four Thousand Two Hundred Thirty Eight Dollars (\$4,238).

17 (f) The sum of Twenty Seven Million Six Hundred Forty Two Thousand Two  
18 Hundred Sixty Seven Dollars (**\$27,642,267**) is appropriated from the General Fund to the  
19 Government of Guam Retirement Fund for Fiscal Year 2012, and the sum of Twenty  
20 Eight Million Eight Hundred Seventy Thousand Two Hundred Ninety Seven Dollars  
21 (**\$28,870,297**) is appropriated from the General Fund to the Government of Guam  
22 Retirement Fund for Fiscal Year 2013, to pay the following two (2) items for current  
23 retirees:

1           (1)    Retiree group health, dental and life insurance premiums (to  
2                    continue existing programs currently contained in the semi-  
3                    monthly payments); and

4           (2)    Retiree life insurance subsidy (to continue existing programs  
5                    currently contained in the semi-monthly payments).

6           **(g)** For each Fiscal Year 2012 and 2013, the Guam Power Authority, the A.B.  
7    Won Pat International Airport Authority, the Guam Economic Development Authority,  
8    the Guam Housing Corporation, the Government of Guam Retirement Fund, the Jose D.  
9    Leon Guerrero Commercial Port, the Guam Waterworks Authority and the Guam Visitors  
10   Bureau *shall* remit to the Government of Guam Retirement Fund payments for medical,  
11   dental, and life insurance payments for retirees who have retired from those respective  
12   agencies. Said remittances *shall* be paid in two (2) equal installments on *or* before  
13   October 10, 2011 and April 1, 2012 for Fiscal Year 2012, and on *or* before October 10,  
14   2012 and April 1, 2013 for Fiscal Year 2013, respectively. The agencies' remittances for  
15   medical, dental and life insurance mandated herein are *ex gratia* payments only, for  
16   Fiscal Years 2012 and 2013.

17           **(h)** The sum of Nine Hundred Eighty Seven Thousand Dollars (**\$987,000**) is  
18   appropriated from the General Fund to the Government of Guam Retirement Fund for  
19   Fiscal Year 2012, and the sum of One Million Thirty Thousand Eight Hundred Forty  
20   Eight Dollars (**\$1,030,848**) is appropriated from the General Fund to the Government of  
21   Guam Retirement Fund for Fiscal Year 2013, to pay the cost of Medicare premiums for  
22   Government of Guam retirees and their survivors who are eligible to receive Social

1 Security income benefits and who are required by the government of Guam Group Health  
2 Insurance Program to pay said premiums to participate therein.

3 (i) The sum of Two Hundred Thirty Two Thousand Five Hundred Fifteen  
4 Dollars (**\$232,515**) is appropriated from the General Fund to the Government of Guam  
5 Retirement Fund for Fiscal Year 2012, and the sum of Two Hundred Forty Two  
6 Thousand Eight Hundred Forty Five Dollars (**\$242,845**) is appropriated from the General  
7 Fund to the Government of Guam Retirement Fund for Fiscal Year 2013, for *I Maga'lahi*  
8 and *I Segundu na Maga'lahi/I Segundu na Maga'haga* Pensions.

9 (j) The sum of Four Hundred Sixty Six Thousand Four Hundred Twenty Nine  
10 Dollars (**\$466,429**) is appropriated from the General Fund to the Government of Guam  
11 Retirement Fund for Fiscal Year 2012, and the sum of Four Hundred Eighty Seven  
12 Thousand One Hundred Fifty Dollars (**\$487,150**) is appropriated from the General Fund  
13 to the Government of Guam Retirement Fund for Fiscal Year 2013, for retirement  
14 annuities for former judges and justices of the Superior Court and Supreme Court of  
15 Guam.

16 (k) The Government of Guam Retirement Fund Board of Trustees *shall* enact  
17 and, *if* necessary, amend administrative regulations that establish procedures to ensure the  
18 proper submission, receipt and accounting of all sums remitted pursuant to Subsections  
19 (e) and (g) hereof.

20 **Section 16. Survivor Supplemental Annuity Additions.** §8135(d)(6) of  
21 Title 4 of the Guam Code Annotated is *amended* to read:

22 “(6) the prospective payment of supplemental benefits for the period of  
23 [~~October 1, 2010, through September 30, 2011~~] October 1, 2011, through

1        September 30, 2012 for Fiscal Year 2012, and October 1, 2012, through  
2        September 30, 2013 for Fiscal Year 2013 for survivors of those employees who  
3        retired *prior* to October 1, 1995, to be paid in the following manner:

4            (i)     Four Thousand Two Hundred Thirty-eight Dollars (\$4,238.00) in  
5            Retiree Supplemental Annuity Benefits, known as the sum of One  
6            Thousand Two Hundred Dollars (\$1,200.00), One Thousand five  
7            Hundred Dollars (\$1,500.00), Seven Hundred Dollars (\$700.00),  
8            and Eight Hundred Thirty-eight Dollars (\$838.00) in annual  
9            benefits formerly contained in various General Appropriation Acts.

10          (ii)    *No* person eligible for Retiree Supplemental Annuity Benefits  
11          provided for in this Section *shall* receive such benefits *if* his  
12          regular annual retirement annuity *exclusive* of the supplemental  
13          amounts authorized hereby exceeds Forty Thousand Dollars  
14          (\$40,000.00). No persons eligible for Retiree Supplemental  
15          Annuity Benefits *shall* receive more than the sum of Forty  
16          Thousand Dollars (\$40,000.00) in combined retirement annuities  
17          and supplemental retirement annuities.”

18          **Section 17.     Disability Supplemental Annuity Additions.** §8129(g) of Title  
19          4 of the Guam Code Annotated is *amended* to read:

20                “(g) Any disability retirement annuitant who commenced receiving a  
21          disability retirement annuity *prior* to October 1, 1995, and who is entitled to  
22          disability retirement benefits under this Chapter *shall* receive, during the period  
23          commencing on [~~October 1, 2010, and ending on September 30, 2011~~] October 1,

1 2011, and ending on September 30, 2012 for Fiscal Year 2012, and October 1,  
2 2012, and ending on September 30, 2013 for Fiscal Year 2013, prospective non-  
3 cumulative supplemental annuity benefits as follows:

4 (1) Four Thousand Two Hundred Thirty-eight Dollars  
5 (\$4,238.00) in Retiree Supplemental Annuity Benefits,  
6 known as the sum of One Thousand Two Hundred Dollars  
7 (\$1,200.00), One Thousand Five Hundred Dollars  
8 (\$1,500.00), Seven Hundred Dollars (\$700.00), and Eight  
9 Hundred Thirty-eight Dollars (\$838.00) in *annual* benefits  
10 formerly contained in various General Appropriation Acts.

11 (2) *No* persons eligible for Retiree Supplemental Annuity  
12 Benefits provided for in Paragraph (g) of this Section *shall*  
13 receive such benefit *if* their regular annual retirement  
14 annuity, *excluding* survivor benefits, *prior* to the  
15 supplemental amounts herein exceeds Forty Thousand  
16 Dollars (\$40,000.00). No persons eligible for Retiree  
17 Supplemental Annuity Benefits shall receive more than the  
18 sum of Forty Thousand Dollars (\$40,000.00) in combined  
19 retirement annuities and supplemental retirement  
20 annuities.”

21 **Section 18. Retirees Supplemental Annuity Additions.** §8122(d)(6) of  
22 Title 4 of the Guam Code Annotated, is hereby *amended* to read as follows:



1           “(6) Any retirement annuitant who commenced receiving a retirement  
2 annuity *prior* to October 1, 1995, and who is entitled to retirement benefits under  
3 this Chapter, shall receive, during the period commencing on [~~October 1, 2010,~~  
4 ~~and ending on September 30, 2011]~~ October 1, 2011, and ending on September  
5 30, 2012 for Fiscal Year 2012, and October 1, 2012, and ending on September 30,  
6 2013 for Fiscal Year 2013, prospective, non-cumulative supplemental annuity  
7 benefits as follows:

8           (i) Four Thousand Two Hundred Thirty-eight Dollars  
9 (\$4,238.00) in Retiree Supplemental Annuity Benefits, known as  
10 the sum of One Thousand Two Hundred Dollars (\$1,200.00), One  
11 Thousand Five Hundred Dollars (\$1,500.00), Seven Hundred  
12 Dollars (\$700.00), and Eight Hundred Thirty-eight Dollars  
13 (\$838.00) in annual benefits formerly contained in various General  
14 Appropriation Acts.

15           (ii) *No* retiree who is eligible for Retiree Supplemental Annuity  
16 Benefits provided for in this Section *shall* receive such benefit *if*  
17 his regular annual retirement annuity, excluding the supplemental  
18 amounts authorized herein and survivor benefits, exceeds Forty  
19 Thousand Dollars (\$40,000.00). A retiree who is eligible for  
20 Retiree Supplemental Annuity Benefits shall receive no more than  
21 Forty Thousand Dollars (\$40,000.00) in combined retirement  
22 annuities and supplemental retirement annuities.”

1           **Section 19.     Cost of Living Allowance (COLA).** (a) *I Maga'lahaen Guåhan*  
2 shall provide a “Cost of Living Allowance” (COLA) of One Thousand One Hundred  
3 Dollars (\$1,100) to each Government of Guam Retirement Fund retiree, or his/her  
4 survivor, who has retired as of September 30, 2011 for Fiscal Year 2012 and September  
5 30, 2012 for Fiscal Year 2013 to be prorated monthly. The sum of Six Million Seven  
6 Hundred Seventy Thousand Five Hundred Dollars (**\$6,770,500**) is appropriated from the  
7 General Fund to the Department of Administration for Fiscal Year 2012, and the sum of  
8 Seven Million Seventy One Thousand Two Hundred Eighty Five Dollars (**\$7,071,285**) is  
9 appropriated from the General Fund to the Department of Administration for Fiscal Year  
10 2013, to pay said COLA.

11           (b) The Guam Power Authority, A. B. Won Pat International Airport Authority,  
12 the Guam Economic Development Authority, the Guam Housing Corporation, the  
13 Government of Guam Retirement Fund, the Jose D. Leon Guerrero Commercial Port, the  
14 Guam Waterworks Authority and the Guam Visitors Bureau *shall* pay a “Cost of Living  
15 Allowance” (COLA) of One Thousand One Hundred Dollars (\$1,100), from their  
16 respective Funds, to each Government of Guam Retirement Fund retiree, or his/her  
17 survivor, who have retired from that agency as of September 30, 2011 for Fiscal Year  
18 2012 and September 30, 2012 for Fiscal Year 2013 to be prorated monthly.

19           **Section 20.     Unified Judiciary for Court-Appointed Attorney Fees.** For  
20 each Fiscal Year 2012 and 2013, the sum of Seven Hundred Forty Five Thousand Four  
21 Hundred Thirty Three Dollars (**\$745,433**) is appropriated from the General Fund to the  
22 Unified Judiciary for the *sole* purpose of paying court-appointed attorney fees arising  
23 from the defense of indigent peoples. Said funds *shall* be deposited into the Judicial

1 Client Services Fund account, as created by Chapter 9.6, Division 1 of Title 7 of the  
2 Guam Code Annotated and *shall not* be subject to any transfer authority. Any  
3 unexpended funds appropriated herein *shall* be reverted to the General Fund at the end of  
4 Fiscal Year 2012 and Fiscal Year 2013.

5 **Section 21. Unified Judiciary for Adult and Juvenile Drug Courts.** For  
6 each Fiscal Year 2012 and 2013, the sum of Six Hundred Fifty One Thousand Two  
7 Hundred Seventy Seven Dollars (**\$651,277**) is appropriated from the General Fund to the  
8 Unified Judiciary for the operations of the Adult and Juvenile Drug Courts.

9 **Section 22. Unified Judiciary for Family Visitation Center.** For each Fiscal  
10 Year 2012 and 2013, the sum of One Hundred Forty Five Thousand Dollars (**\$145,000**) is  
11 appropriated from the Safe Streets Fund to the Unified Judiciary to pay for contractual  
12 services for the operation of the Family Visitation Center, *provided*, that the Judiciary  
13 must comply with §18125(c) and (d) of Title 16 of the Guam Code Annotated, and  
14 §9211(b) of Title 7 of the Guam Code Annotated.

15 **Section 23. Public Streetlights.** The sum of Three Million Four Hundred  
16 Seventy Three Thousand Five Hundred Thirty One Dollars (**\$3,473,531**) is appropriated  
17 from the Street Light Fund and the sum of Two Million Five Hundred Thirty Five  
18 Thousand Six Hundred Seventy Two Dollars (**\$2,535,672**) is appropriated from the  
19 Guam Highway Fund to the Department of Public Works for Fiscal Year 2012, and the  
20 sum of Three Million Four Hundred Fifty Four Thousand Eight Hundred Eighty Seven  
21 Dollars (**\$3,454,887**) is appropriated from the Street Light Fund, and the sum of Two  
22 Million Six Hundred Ninety Seven Thousand Nine Hundred Ninety Two Dollars  
23 (**\$2,697,992**) is appropriated from the Guam Highway Fund to the Department of Public

1 Works for Fiscal Year 2013, to pay to the Guam Power Authority for the operation of  
2 public streetlights.

3 **Section 24. Support of Child in Custody.** For each Fiscal Year 2012 and  
4 2013, the sum of Six Hundred Forty Nine Thousand Nine Hundred Sixty Two Dollars  
5 **(\$649,962)** is appropriated from the General Fund to the Department of Administration  
6 for the *sole* purpose of paying orders of the court pursuant to §5116 of Title 19 of the  
7 Guam Code Annotated.

8 **Section 25. Indirect Cost Fees Collected for Training and Continuing**  
9 **Education.**

10 (a) For each Fiscal Year 2012 and 2013, the sum of Thirty Thousand Dollars  
11 **(\$30,000)** is appropriated from the Indirect Cost Fund to the Department of  
12 Administration (DOA) for training and continuing education of persons employed as  
13 government accountants, and in related positions. Of the amounts appropriated in this  
14 Subsection, the amount of Ten Thousand Dollars **(\$10,000)** shall be used for Department  
15 of Administration's Division of Training and Development for its training equipment and  
16 training facilities for each Fiscal Year 2012 and 2013.

17 (b) For each Fiscal Year 2012 and 2013, the sum of Thirty Thousand Dollars  
18 **(\$30,000)** is appropriated from the Indirect Cost Fund to the Bureau of Budget and  
19 Management Research for costs such as training, supplies and equipment associated with  
20 negotiating and administering the government of Guam's indirect cost rate in Fiscal Year  
21 2012 and Fiscal Year 2013.

22 (c) For each Fiscal Year 2012 and 2013, the sum of Thirty Thousand Dollars  
23 **(\$30,000)** is appropriated from the Indirect Cost Fund to the Guam State Clearinghouse

1 for costs such as training, supplies and equipment associated with negotiating and  
2 administering the government of Guam's indirect cost rate in Fiscal Year 2012 and Fiscal  
3 Year 2013.

4 **Section 26. Guam Council on the Arts and Humanities Agency for the**  
5 **Guam Territorial Band Society.** For each Fiscal Year 2012 and 2013, the sum of Fifty  
6 Thousand Dollars (**\$50,000**) is appropriated from the Tourist Attraction Fund to the  
7 Guam Council on the Arts and Humanities Agency for the Guam Territorial Band  
8 Society.

9 **Section 27. University of Guam for Guampedia Foundation.** For each  
10 Fiscal Year 2012 and 2013, the sum of One Hundred Forty Thousand Dollars (**\$140,000**)  
11 is appropriated from the Tourist Attraction Fund to the University of Guam for the  
12 operations of the Guampedia Foundation.

13 **Section 28. Department of Mental Health and Substance Abuse for the**  
14 **Amended Permanent Injunction and Plan of Action.** Pursuant to Court Order No. CV  
15 01-0041 CBM, the sum of Three Million Dollars (**\$3,000,000**) is hereby appropriated  
16 from the General Fund to the Department of Mental Health and Substance Abuse for  
17 Fiscal Year 2012, and the sum of One Million Two Hundred Fifty Thousand Dollars  
18 (**\$1,250,000**) is hereby appropriated from the General Fund to the Department of Mental  
19 Health and Substance Abuse for Fiscal Year 2013, for the payment of court ordered  
20 deposits that are due in Fiscal Year 2012 and Fiscal Year 2013 in accordance with the  
21 modified funding schedule, for the implementation of the Amended Permanent Injunction  
22 and Plan of Action.

1           **Section 29. Mayors Council of Guam Streets Maintenance and**  
2 **Beautification.** For each Fiscal Year 2012 and 2013, the sum of One Million Thirty Six  
3 Thousand Twenty Six Dollars (**\$1,036,026**) is appropriated from the Tourist Attraction  
4 Fund to the Mayors Council of Guam for the maintenance and beautification of village  
5 secondary and tertiary roads, and for the operations of Mayors' offices, but *not* for  
6 personnel costs. Said funds *shall not* be subject to any transfer authority of *I Maga'laha*  
7 *Guåhan* and *shall* be divided among the Village Mayors as follows:

8           (a) Each Mayor *shall* receive the sum of Twenty Thousand Dollars (**\$20,000**);  
9           and

10          (b) The remaining balance of the fund *shall* be distributed to each Mayor *pro rata*  
11           based on the total road mileage in his village as a percentage of Guam's total  
12           road mileage in the 2006 Guam Roads Pavement Inventory of the Department  
13           of Public Works.

14           **Section 30. Mayors Council of Guam Island-wide Village Beautification**  
15 **Projects.** For each Fiscal Year 2012 and 2013, the sum of Four Hundred Seventy  
16 Thousand Nine Hundred Twenty One Dollars (**\$470,921**) is appropriated from the Tourist  
17 Attraction Fund to the Mayors Council of Guam for Island-wide Village Beautification  
18 Projects to include:

19           (a) The maintenance and repair of the village's recreational facilities under  
20 the jurisdiction of the Mayor; (b) the maintenance and repair of each village's main  
21 roads; and (c) the planting and maintenance of each village's official flower and other  
22 flowering plants, shrubs and trees adjacent to the village's main roads, public restrooms  
23 and recreational facilities. A Mayor may contract with a private entity to provide the

1 services authorized by this Section subject to the Guam Procurement Law, Chapter 5 of  
2 Title 5 of the Guam Code Annotated.

3 **Section 31. Mayors Council of Guam for Grounds Maintenance for Schools.**

4 Subject to approval and scheduling of the public school principals, the Mayors are  
5 responsible for regular ground maintenance of Guam Department of Education school  
6 grounds in their respective districts where ground maintenance is *not* already subject to  
7 an existing contract for a minimum of twice a month during a regular school calendar  
8 year. Subject to approval of scheduling with the public school principals, the Mayor may  
9 contract with a private entity to provide the services authorized by this Section. For each  
10 Fiscal Year 2012 and 2013, the sum of Four Hundred Forty Seven Thousand Eight  
11 Hundred Sixty Three Dollars (**\$447,863**) is appropriated from the General Fund to the  
12 Mayors Council of Guam for the grounds maintenance of Guam Department of  
13 Education schools.

14 **Section 32. Mayors Council of Guam for Public Safety and Social Education**

15 **Programs.** For each Fiscal Year 2012 and 2013, the sum of Four Hundred Sixteen  
16 Thousand Eight Hundred Sixty Dollars (**\$416,860**) is appropriated from the General Fund  
17 to the Mayors Council of Guam for the public safety and social education programs.

18 **Section 33. Animal Shelter.** The sum of Ninety Eight Thousand Eighty Three  
19 Dollars (**\$98,083**) is appropriated from the General Fund to the Department of  
20 Agriculture for Fiscal Year 2012, and the sum of One Hundred Two Thousand Four  
21 Hundred Forty One Dollars (**\$102,441**) is appropriated from the General Fund to the  
22 Department of Agriculture for Fiscal Year 2013 for the operations of the Guam Animals  
23 in Need (GAIN) animal shelter in *Yigo*, Guam.

1           **Section 34. Guam Department of Education Textbooks and Collateral**

2 **Materials.** The following are appropriations to the Guam Department of Education  
3 (GDOE) for the purchase of textbooks, e-book readers and collateral materials, to include  
4 software, sheet music and music books, in accordance with the following terms and  
5 conditions:

6           (a) For each Fiscal Year 2012 and 2013, the sum of Two Million Dollars  
7           **(\$2,000,000)** is appropriated from the General Fund from each Fiscal Year  
8           2013 and 2014 revenues, respectively, to the GDOE for the purchase of  
9           textbooks, e-book readers and related classroom instructional materials, to  
10          include software, sheet music and music books. The Superintendent of  
11          GDOE may, *if necessary*, through agreements with textbook vendors, defer  
12          payment for said materials until after October 1, 2012, but *no later than*  
13          December 31, 2012, with the full faith and credit of the Government of Guam.

14          (b) The Superintendent of GDOE *shall* order materials funded by this Section for  
15          Fiscal Year 2012 and Fiscal Year 2013 *no later than* March 1, 2012 and  
16          March 1, 2013, respectively. The Bureau of Budget and Management  
17          Research *shall* release such allotments as are necessary to ensure that said  
18          materials are ordered by March 1, 2012 and March 1, 2013. The  
19          Superintendent of GDOE *shall* receive said materials and distribute them to  
20          schools *no later than* thirty (30) days before the start of the school calendar  
21          established pursuant to §4111 of Title 17 of the Guam Code Annotated. All  
22          funds appropriated for said materials *shall not* be used for any other purpose.



1 (c) On the first (1<sup>st</sup>) day of each fiscal quarter of Fiscal Year 2012 and Fiscal Year  
2 2013, the Superintendent of GDOE *shall* provide to *I Maga'lahaen Guåhan*  
3 and the Speaker of *I Liheslaturan Guåhan*, and post on the GDOE website, a  
4 detailed report regarding all receipts and expenditures for textbooks, e-book  
5 readers and collateral classroom instructional materials, to include software,  
6 sheet music and music books. Said report *shall* be accompanied by the  
7 certified list of textbooks approved by the Guam Education Board (GEB) and  
8 all purchase orders issued. The report *shall* summarize:

9 (1) purchases by allotment account number, unit cost and the total cost of  
10 books charged against an appropriation account, the vendor, quantity,  
11 title, copyright date and International Standard Book Number (ISBN)  
12 of books ordered, the allocation of such books by school and grade,  
13 whether books are for teachers or students, and whether books are  
14 textbooks or e-books; and

15 (2) other information that may be useful *or* that is requested by *I*  
16 *Liheslaturan Guåhan* regarding the funds appropriated and authorized  
17 herein. Non-compliance with these reporting requirements by the  
18 Superintendent of GDOE *shall* result in the sanctions and penalties  
19 imposed by this Act.

20 **Section 35. Prior Years Cost of Care and Custody for Prisoners Confined**  
21 **in Federal Facilities.** The sum of Two Million Six Hundred Seventy Six Thousand Four  
22 Hundred Fifty Seven Dollars (**\$2,676,457**) is appropriated from the General Fund to the  
23 Department of Corrections for Fiscal Year 2012 for the payment of prior and current year

1 obligations, and the sum of Six Hundred Ninety Six Thousand Dollars (**\$696,000**) is  
2 appropriated from the General Fund to the Department of Corrections for Fiscal Year  
3 2013, for the payment of current year obligations for prisoners confined in federal  
4 facilities of the Federal Bureau of Prisons.

5 **Section 36. Oasis Empowerment Center for Women Alcohol Substance and**  
6 **Homeless Program.** For each Fiscal Year 2012 and 2013, the sum of Fifty Thousand  
7 Dollars (**\$50,000**) is appropriated from the General Fund to the Department of Mental  
8 Health and Substance Abuse for the Oasis Empowerment Center for Women Alcohol  
9 Substance and Homeless Program.

10 **Section 37. Guam Board of Accountancy.** For each Fiscal Year 2012 and  
11 2013, the sum of Four Hundred Eight Thousand One Hundred Dollars (**\$408,100**) is  
12 appropriated from the Guam Board of Accountancy Fund to the Guam Board of  
13 Accountancy for its operations.

14 **Section 38. Medicines and Vacant Positions for the Community Health**  
15 **Centers. a)** For each Fiscal Year 2012 and 2013, the sum of Seven Hundred Seventy  
16 Three Thousand Two Hundred Seventy Three Dollars (**\$773,273**) is appropriated from  
17 the Healthy Futures Fund to the Department of Public Health and Social Services  
18 (DPHSS) for the purchase of medicines and to fund vacancies in the DPHSS Community  
19 Health Centers.

20 **b)** For Fiscal Year 2013, the sum of One Million Dollars (**\$1,000,000**) is  
21 appropriated from the General Fund to the Department of Public Health and Social  
22 Services (DPHSS) for the purchase of medicines and to fund vacancies in the DPHSS  
23 Community Health Centers.

1

2           **Section 39. Guam Cancer Trust Fund Appropriation to DPHSS.** Pursuant  
3 to §26603(d)(2), Article 6, Chapter 26 of Title 11 of the Guam Code Annotated, for each  
4 Fiscal Year 2012 and 2013, the sum of One Million Two Hundred Sixty Nine Thousand  
5 One Hundred Twenty One Dollars (**\$1,269,121**) is appropriated from the Healthy Futures  
6 Fund to the Guam Cancer Trust Fund. Such sum is hereby appropriated from the Guam  
7 Cancer Trust Fund to the Department of Public Health and Social Services for cancer  
8 screening, treatment, and support services.

9           **Section 40. Guam Cancer Trust Fund Appropriation to UOG.** Pursuant to  
10 §26603(d)(2) and (e)(2), Article 6, Chapter 26 of Title 11 of the Guam Code Annotated,  
11 for each Fiscal Year 2012 and 2013, the sum of Four Hundred Twenty Three Thousand  
12 Forty Dollars (**\$423,040**) is appropriated from the Healthy Futures Fund to the Guam  
13 Cancer Trust Fund. Such sum is hereby appropriated from the Guam Cancer Trust Fund  
14 to the University of Guam.

15           **Section 41. Department of Parks and Recreation Maintenance and Repair of**  
16 **Public Restrooms.** For each Fiscal Year 2012 and 2013, the sum of Five Hundred  
17 Twenty Thousand One Hundred Sixty Six Dollars (**\$520,166**) is appropriated from the  
18 Tourist Attraction Fund to the Department of Parks and Recreation (DPR) for the  
19 maintenance and repair of restroom facilities in public parks island-wide. *No later than*  
20 *thirty (30) days after the end of every fiscal quarter, the Director of DPR shall submit a*  
21 *quarterly report of the expenditures from this appropriation to the Public Auditor and the*  
22 *Speaker of I Liheslaturan Guåhan, and post the same on DPR's website.*

1           **Section 42. Department of Parks and Recreation for Maintenance of Pool**  
2 **Facilities.** For each Fiscal Year 2012 and 2013, the sum of Three Hundred Forty Nine  
3 Thousand Two Hundred Eleven Dollars (**\$349,211**) is appropriated from the Tourist  
4 Attraction Fund to the Department of Parks and Recreation (DPR) for the maintenance  
5 of pool facilities. These funds *shall* be used for the northern pool and the *Hagatña* pool.  
6 *No later than* thirty (30) days after the end of every fiscal quarter, the Director of DPR  
7 *shall* submit a quarterly report of the expenditures from this appropriation to the Public  
8 Auditor and the Speaker of *I Liheslaturan Guåhan*, and post the same on DPR’s website.

9           **Section 43. Guam Environmental Protection Agency Landfill Costs.** For  
10 each Fiscal Year 2012 and 2013, the sum of Two Hundred Thousand Dollars (**\$200,000**)  
11 is appropriated from the Solid Waste Operations Fund to the Guam Environmental  
12 Protection Agency for costs in the closure, monitoring and opening of the island’s  
13 landfills.

14           **Section 44. Department of Youth Affairs for Youth Programs.** The sum of  
15 Three Hundred Forty Six Thousand Three Hundred Twenty Five Dollars (**\$346,325**) is  
16 appropriated from the General Fund to the Department of Youth Affairs for Fiscal Year  
17 2012, and the sum of Three Hundred Seventy One Thousand Seven Hundred Sixty One  
18 Dollars (**\$371,761**) is appropriated from the General Fund to the Department of Youth  
19 Affairs for Fiscal Year 2013, to fund programs contracted out to non-governmental  
20 organizations for youths who are runaways, homeless, *or* victims of abuse.

21           **Section 45. Residential Treatment Fund.** For each Fiscal Year 2012 and  
22 2013, the sum of One Million Two Hundred Thousand Dollars (**\$1,200,000**) is  
23 appropriated from the General Fund to the Department of Administration (DOA) to pay

1 the expenses of persons under the jurisdiction of the Superior Court of Guam who require  
2 residential care because of physical, mental *or* emotional disabilities *or* severe emotional  
3 disturbances. All such persons and their escorts referred off Guam for treatment and care  
4 *shall* submit to the Director of DOA appropriate documentation to justify and receive  
5 reimbursement of their travel expenses. The Director of DOA *shall* submit reports to *I*  
6 *Maga'lahaen Guåhan* and the Speaker of *I Liheslaturan Guåhan* describing all  
7 expenditures made pursuant to this appropriation *no later than* thirty (30) days after the  
8 end of each quarter of Fiscal Year 2012 and Fiscal Year 2013 and post the same on the  
9 DOA website.

10 **Section 46. Medically Indigent Program (MIP) Appropriation.** The sum of  
11 Fifteen Million Sixty Seven Thousand Five Hundred Fifty One Dollars (**\$15,067,551**) is  
12 appropriated from the General Fund to the Medically Indigent Program Payment  
13 Revolving Fund (MIPPR) for Fiscal Year 2012, and the sum of Fifteen Million Six  
14 Hundred Forty Eight Thousand Eighty Seven Dollars (**\$15,648,087**) is appropriated from  
15 the General Fund to the Medically Indigent Program Payment Revolving Fund (MIPPR)  
16 for Fiscal Year 2013.

17 **Section 47. Medicaid Program.** For each Fiscal Year 2012 and 2013, the  
18 sum of Twelve Million Four Hundred Sixty Nine Thousand Nine Hundred Fifty Three  
19 Dollars (**\$12,469,953**) is appropriated from the General Fund to the Department of  
20 Public Health and Social Services, for the local match requirement of the Medicaid  
21 Program, and Fourteen Million Eight Hundred Ninety Five Thousand Forty Dollars  
22 (**\$14,895,040**) is authorized from Federal Matching Grants-In-Aid to the Department of

1 Public Health and Social Services for Medicaid Program for each Fiscal Year 2012 and  
2 2013.

3 **Section 48. Government Claims Fund.** For each Fiscal Year 2012 and 2013,  
4 the sum of One Hundred Thousand Dollars (**\$100,000**) is appropriated from the General  
5 Fund to the Department of Administration (DOA) Government Claims Fund for payment  
6 of approved government claims. The Director of DOA shall, *no later than* thirty (30)  
7 days after the close of each quarter of Fiscal Year 2012 and Fiscal Year 2013, submit to  
8 the Speaker of *I Liheslaturan Guåhan* a report describing expenditures made pursuant to  
9 the appropriations herein, and post the same on the DOA's website.

10 **Section 49. Government of Guam's Single Audit Reports.**

11 (a) For each Fiscal Year 2012 and 2013, the sum of Three Hundred Seventy  
12 Seven Thousand Dollars (**\$377,000**) is appropriated from the General Fund to the  
13 Department of Administration for the Government of Guam's General Purpose Financial  
14 Statement and the Single Audit Reports for Fiscal Year 2011 and Fiscal Year 2012. The  
15 Public Auditor *shall* administer said funds and *shall* oversee the annual audit.

16 (b) For each Fiscal Year 2012 and 2013, the sum of Eighteen Thousand Dollars  
17 (**\$18,000**) is appropriated from the Tourist Attraction Fund to the Department of  
18 Administration for the Government of Guam's Tourist Attraction Fund Financial  
19 Statement and Single Audit Reports for Fiscal Year 2011 and Fiscal Year 2012. The  
20 Public Auditor *shall* administer said funds and *shall* oversee the annual audit.

21 (c) For each Fiscal Year 2012 and 2013, the sum of Eighteen Thousand Dollars  
22 (**\$18,000**) is appropriated from the Guam Highway Fund to the Department of  
23 Administration for the Government of Guam's Highway Fund Financial Statement and

1 Single Audit Reports for Fiscal Year 2011 and Fiscal Year 2012. The Public Auditor  
2 *shall* administer said funds and *shall* oversee the annual audit.

3       **Section 50. Department of Labor for Workers Compensation Fund.** The  
4 sum of Seven Hundred Ninety Eight Thousand Five Hundred Ninety Three Dollars  
5 **(\$798,593)** is appropriated from the General Fund to the Department of Labor for the  
6 Workers Compensation Fund for Fiscal Year 2012, and the sum of Eight Hundred Thirty  
7 Four Thousand Seventy One Dollars **(\$834,071)** is appropriated from the General Fund to  
8 the Department of Labor for the Workers Compensation Fund for Fiscal Year 2013, for  
9 the Workers Compensation payments pursuant to §9144 of Title 22 of the Guam Code  
10 Annotated, including obligations incurred in past years and in the future. Said  
11 appropriations may be used to pay for medical, surgical, and other treatment; nurses;  
12 hospital services; medical travel and per diem costs; medicine; crutches; and equipment  
13 required by a claimant for such period as his injury and the recovery there from may  
14 require. Said appropriations *shall not* be expended for disability compensation payments  
15 for Full-Time Equivalents (FTEs) funded by this Act. The Director of Labor may use *no*  
16 *more than* Forty Thousand Dollars (\$40,000) from said appropriations to pay for legal  
17 services for Workers Compensation hearings.

18       **Section 51. Section 1 of Public Law 28-38 as amended is hereby further**  
19 ***amended to read as follows:***

20       **“Section 1.** Special Retirement Provisions for the Guam Department of  
21 Education (GDOE) and Guam Memorial Hospital Authority (GMHA). On the  
22 first day of the first month following the enactment hereof and on every first day  
23 of every month thereafter, the Department of Administration (DOA) *shall*

1 compute and recognize interest owed for both the GDOE and GMHA retirement  
2 liabilities to the Government of Guam Retirement Fund (GGRF) equal to  
3 outstanding liability multiplied by the one twelfth (1/12) of the most recent  
4 historical five (5) year average annual rate of return of the defined benefit  
5 investment portfolio, inclusive of performance which yielded negative returns.  
6 Liability payments made by the GDOE or GMHA *shall* be credited to the  
7 respective liability balance prior to the next month's interest calculations. The  
8 GGRF *shall not* be entitled to any additional interest for liabilities identified in  
9 this Section beyond what the DOA calculates on the first day of each month. The  
10 GGRF *shall* accept and approve for retirement any eligible employee of the  
11 GDOE or the GMHA upon condition that the respective agency's employer and  
12 employee contributions to the GGRF for the applicable fiscal year are current and  
13 paid in full as provided in Section 13, Chapter VI of Public Law 27-106. If the  
14 GDOE or GMHA fails to make current payments for the applicable fiscal year,  
15 the GGRF *shall* cease processing applications from employees of that agency  
16 until payment is made in full.

17 The GGRF and the DOA *shall* reconcile the annualized interest paid  
18 during the current fiscal year upon release of the GGRF rate of return  
19 performance report for Quarter ending September 30 for the same twelve (12)  
20 month period. The GGRF *shall* invoice the DOA for any underpayment of  
21 interest computed by subtracting actual interest payments from interest calculated  
22 using the current fiscal year monthly principal balances outlined in Section 1 and  
23 the twelve (12) month average rate of return for the same period.



1           On the first day of the first month following the enactment hereof and on  
2 every first day of every month thereafter, with a grace period of *no more than* ten  
3 (10) days, the Treasurer of Guam *shall* pay “interest only” payments for the  
4 GDOE deficiency to the GGRF and the Treasurer of Guam *shall* pay “interest  
5 only” payments for the GMHA deficiency to the GGRF on the first day of the  
6 first month following the enactment hereof and on every first day of every month  
7 thereafter. The GGRF *shall* accept and approve for retirement any eligible  
8 employee of the GDOE or the GMHA upon the condition that the respective  
9 agency’s employer and employee contributions to the GGRF for the applicable  
10 fiscal year are current and paid in full as provided in Section 13, Chapter VI of  
11 Public Law 27-106, including interest and penalties pursuant to § 8137 (c) of Title  
12 4 of the Guam Code Annotated and interest at the actuarial rate determined in the  
13 latest completed actuarial valuation prepared for the Board of Trustees by the  
14 actuary appointed by the Board, which is seven and one-half (7.5%). If the  
15 Treasurer of Guam fails to make current payments as required by this Section or if  
16 GDOE or GMH fails to make current payments for the applicable fiscal year, the  
17 GGRF *shall* cease processing applications from employees of that agency until  
18 payment is made in full.”

19 For each Fiscal Year 2012 and 2013, the sum of Two Million Dollars  
20 **(\$2,000,000)** is appropriated from the General Fund to DOA for “interest only”  
21 payments for the GDOE and GMHA deficiency to the GGRF pursuant to this  
22 Section. Any balance remaining from this appropriation shall revert to the  
23 General Fund.

1           **Section 52. Guam Memorial Hospital Authority Appropriations.** The sum of  
2 Twelve Million Five Hundred Seventy Six Thousand Nine Hundred Twenty Five Dollars  
3 **(\$12,576,925)** is appropriated for FY 2012 as follows:

4           **(a)** The sum of Four Million Sixty Thousand Nine Hundred Eighteen Dollars  
5           **(\$4,060,918)** is appropriated from the General Fund to the Guam Memorial  
6           Hospital Authority to supplement its operations for Fiscal Year 2012.

7           **(b)** Pursuant to §§ 26208 and 26208.1 of Chapter 26, Division 2 of Title 11 of the  
8 Guam Code Annotated, the sum of Eight Million Five Hundred Sixteen Thousand Seven  
9 Dollars **(\$8,516,007)** is appropriated from the General Fund to the Guam Memorial  
10 Hospital Authority Pharmaceuticals Fund for Fiscal Year 2012, and the sum of Eight  
11 Million Seven Hundred Thirty One Thousand Three Hundred Nineteen Dollars  
12 **(\$8,731,319)** is appropriated from the General Fund to the Guam Memorial Hospital  
13 Authority Pharmaceuticals Fund for Fiscal Year 2013.

14           **Section 53. Better Public Services Fund Appropriation.** Pursuant to  
15 §161101, Chapter 161 of Title 11 of the Guam Code Annotated, the following are  
16 appropriated to the Department of Revenue and Taxation:

17           **(a)** The sum of Five Hundred Forty Seven Thousand Five Hundred Forty  
18 Two Dollars **(\$547,542)** from the General Fund to the Better Public Services Fund for  
19 Fiscal Year 2012 and the sum of Five Hundred Fifty One Thousand Sixty Four Dollars  
20 **(\$551,064)** for Fiscal Year 2013.

21           **(b)** The sum of Eight Hundred Seventy Five Thousand Two Hundred Five  
22 Dollars **(\$875,205)** from the Guam Highway Fund to the Better Public Services Fund for

1 Fiscal Year 2012 and the sum of Eight Hundred Eighty Two Thousand Eight Hundred  
2 Eighty Five Dollars (**\$882,885**) for Fiscal Year 2013.

3 **Section 54. Guam Regional Transit Authority Fund Appropriation.**

4 a) Pursuant to §26503(b), Chapter 26 of Title 11, the sum of Three Hundred  
5 Seventy Five Thousand Six Hundred Six Dollars (**\$375,606**) is appropriated for Fiscal  
6 Year 2012 and the sum of Three Hundred Seventy Thousand Six Hundred Fifty Three  
7 Dollars (**\$370,653**) for Fiscal Year 2013 from the Public Transit Fund to the Guam  
8 Regional Transit Authority Fund for the operations of the Guam Regional Transit  
9 Authority.

10 b) For each Fiscal Year 2012 and 2013, the sum of Two Million Nine  
11 Hundred Forty Four Thousand One Hundred Eighty Two Dollars (**\$2,944,182**) is  
12 appropriated from the Guam Highway Fund to the Guam Regional Transit Authority  
13 Fund for the operations of the Guam Regional Transit Authority.

14 **Section 55. Guam Memorial Hospital Authority Appropriation.** For each  
15 Fiscal Year 2012 and 2013, the sum of One Million Three Hundred Fifty Three Thousand  
16 Seven Hundred Twenty Nine Dollars (**\$1,353,729**) is appropriated from the Healthy  
17 Futures Fund to the Guam Memorial Hospital Authority pursuant to §22603(d)(3),  
18 Article 6, Chapter 26 of Title 11 of the Guam Code Annotated.

19 **Section 56. Guam Cancer Registry.** Pursuant to §22603(d)(4), Article 6,  
20 Chapter 26 of Title 11 of the Guam Code Annotated, for each Fiscal Year 2012 and 2013,  
21 the sum of One Hundred Twelve Thousand Eight Hundred Eleven Dollars (**\$112,811**) is  
22 appropriated from the Healthy Futures Fund to the Department of Public Health and

1 Social Services (DPHSS) to maintain the Guam Cancer Registry pursuant to §3201.1,  
2 Article 2, Chapter 3 of Title 10 of the Guam Code Annotated.

3 **Section 57. Summer School Fund.** From the Summer School Fund established  
4 pursuant to §6119 of Article 1, Chapter 6, Division 1 of Title 17 of the Guam Code  
5 Annotated, such sums as are necessary to fund the operations of the Fiscal Year 2012 and  
6 Fiscal Year 2013 Summer School Programs are appropriated to the Guam Department of  
7 Education. The Superintendent of Education *shall* submit a detailed report to *I*  
8 *Maga'lahaen Guåhan* and the Speaker of *I Liheslaturan Guåhan* regarding the receipt and  
9 expenditure of said funds *no later than* thirty (30) days after the close of summer school  
10 and post the same on the Guam Department of Education website. Such report *shall*  
11 include the following:

- 12 (1) total revenues received, including identification of each revenue source;
- 13 (2) total expenditures and encumbrance by object classification and by school;
- 14 and
- 15 (3) the fund balance.

16 **Section 58. Guam Visitors Bureau Appropriation.** The sum of Three Million  
17 Six Hundred Thirty One Thousand Nine Hundred Seventy Six Dollars (**\$3,631,976**) is  
18 hereby appropriated from the General Fund to the Guam Visitors Bureau to supplement  
19 its operations funding for Fiscal Year 2012.

20 **Section 59. DPW School Buses Appropriation.** For Fiscal Year 2013, the sum  
21 of One Million Dollars (**\$1,000,000**) is hereby appropriated from the General Fund to the  
22 Department of Public Works for the purchase of school buses.

1           **Section 60. GFD Ambulances and Advance Life Support Vehicles**

2   **Appropriation.** For Fiscal Year 2013, the sum of One Million Dollars (**\$1,000,000**) is  
3 hereby appropriated from the General Fund to the Guam Fire Department for the  
4 purchase of ambulances and Advance Life Support vehicles.

5



1 annuity while employed on this temporary basis. Officers may *only* be hired under this  
2 section only to fill positions left vacant because of military activation of corrections  
3 officers filling those positions and *shall* be terminated when the incumbent returns from  
4 military service. Retired officers may be hired *only* in the ranks of Corrections Officers  
5 Supervisor I, at Step 1 only, and *shall not* receive sick and annual leave. Officers hired  
6 under this section *shall* meet requirements for the position in question *except* for written  
7 examinations and the Director of Corrections *shall* certify that every retiree hired is fit for  
8 duty. Notwithstanding §8121(a) of Title 4 of the Guam Code Annotated, a retiree hired  
9 pursuant to this Section may continue to receive his annuity.

10 **Section 4. Temporary Employment of Retired Guam Police Officers.** The  
11 Guam Police Department may hire retired Guam Police Officers *if* a critical need arises  
12 because of military activation of police officers. The retiree hired *shall* fill such a vacant  
13 position and shall be terminated when the incumbent returns from military service.  
14 Retired officers may be hired only at the ranks of Sergeant I and below, only at Step 1,  
15 and shall not receive sick and annual leave. Officers hired under this Section shall first  
16 meet the requirements, except for written examinations, for the position in question and  
17 the Chief of Police shall certify that every retiree hired is fit for duty. Notwithstanding  
18 §8121(a) of Title 4 of the Guam Code Annotated, retirees hired temporarily pursuant to  
19 this Section hereto may continue to receive retirement benefits.

20 **Section 5. Temporary Employment of Retired Guam Fire Fighters.** The  
21 Guam Fire Department (GFD) may hire retired GFD firefighters *if* a critical need arises  
22 because of military activation of GFD firefighters. The retirees hired *shall* fill such a  
23 vacant position and shall be terminated when the incumbent returns from military service.

1 Retired fire personnel may be hired only at the ranks of Fire Specialist and below, only at  
2 Step 1, and shall not receive sick and annual leave. Retired firefighters hired under this  
3 Section shall first meet the requirements, except for written examinations, for the position  
4 in question and the Fire Chief shall certify that every retiree hired is fit for duty.  
5 Notwithstanding §8121(a) of Title 4 of the Guam Code Annotated, retirees hired  
6 temporarily pursuant to this Section hereto may continue to receive retirement benefits.

7 **Section 6. Temporary Employment of Retired Customs and Quarantine**  
8 **Officers.** The Customs and Quarantine Agency may hire retired Customs and  
9 Quarantine Officers when a critical need arises as a result of military activation of  
10 Customs officers *or* when vacancies cannot be filled within six (6) months because of the  
11 lack of qualified applicants. The retired officer *shall* fill such a vacant position and *shall*  
12 be terminated when the incumbent returns from military service *or* when a fully-qualified  
13 applicant is available. Retired officers may be hired *only* in the ranks of Customs Officer  
14 III and below, only at Step 1, and *shall* not receive sick and annual leave. Retirees hired  
15 pursuant to this Section *shall* meet requirements for the position in question, *except* for  
16 written examinations, and the Director of Customs *shall* certify that every retiree hired is  
17 fit for duty. The requirements of Article 3, Chapter 32 of Title 17 of the Guam Code  
18 Annotated, are waived for employment pursuant hereto *except* for §32304(b)(4).  
19 Notwithstanding §8121(a) of Title 4 of the Guam Code Annotated, retirees hired  
20 temporarily pursuant hereto may continue to receive their retirement benefits.

21 **Section 7. Temporary Employment of Retired Department of Revenue and**  
22 **Taxation Employees.** The Department of Revenue & Taxation may hire retired  
23 employees of the Department of Revenue & Taxation when a critical need arises in the



1 areas of Tax Collection, Taxpayer Assistance, Tax Investigation, Auditing, and Tax  
2 Processing. Said retirees *shall* be hired at Step 1 for the position in question and *shall* not  
3 receive sick and annual leave. Notwithstanding §8121(a), Chapter 8 of Title 4 of the  
4 Guam Code Annotated, retirees hired temporarily pursuant hereto may continue to  
5 receive their retirement benefits.

6 **Section 8. Locum Tenens Exemption during the Absence of the Chief**  
7 **Medical Examiner.** The Office of the Chief Medical Examiner is exempt from the  
8 government of Guam Procurement Law in contracting for the professional services of a  
9 qualified medical examiner to be provided when the Chief Medical Examiner is absent  
10 from work.

11 **Section 9. Advance Payments for Medical Services.** In order to expedite  
12 acceptance of Medically Indigent Program (MIP) clients by facilities in California,  
13 Hawaii or Manila for medical treatment approved by the MIP, the Director of Public  
14 Health and Social Services may advance payments for said medical treatment, and may  
15 establish escrow accounts for immediate and advance payment of medical treatment at  
16 those Joint Commission Accredited hospitals determined by the Director to be best able  
17 to serve Medically Indigent Program clients.

18 **Section 10. Transfer of Employees.** Notwithstanding any other provision of  
19 law, and in recognition of personnel shortages in certain areas, *I Maga'lahaen Guåhan* is  
20 authorized to transfer employees within *or* between any department *or* agency of the  
21 government of Guam, *except* that:

22 (a) This Section shall *not* apply to any employee of the Legislative *or* Judicial  
23 Branches of government;

1 (b) The transfer of an employee shall *not* result in a loss of pay *or* salary;

2 (c) *No* employee shall be transferred if the employee has filed a viable  
3 grievance with the Civil Service Commission for discrimination based on political  
4 affiliation, gender, *or* sexual harassment, *unless* the employee consents to said transfer;

5 (d) No employee of an autonomous agency may be transferred to a line  
6 department *or* agency;

7 (e) *I Maga'lahi* shall transfer the funding authorized for that employee's  
8 position from the transferor agency to the transferee agency, including the Guam  
9 Memorial Hospital Authority, Department of Public Health and Social Services, and  
10 Department of Mental Health and Substance Abuse, unless the transfer is from a line  
11 agency to an autonomous agency; and

12 (f) This Section shall *not* be used to transfer employees acting in good faith  
13 who report *or* expose bad business practices, illegal activities, *or* inappropriate conduct  
14 by public officials.

15 **Section 11. Moratorium on Compensation for Boards and Commissions.**

16 Notwithstanding any other provision of law, rule, or regulation, except for the Civil  
17 Service Commission, the Guam Education Policy Board, and the Consolidated  
18 Commission on Utilities, a moratorium is hereby placed on the compensation of all  
19 members of government boards and commissions for their attendance at hearings or  
20 meetings, through the end of Fiscal Year 2012 and Fiscal Year 2013.

21 **Section 12. Contracts.** Positions in the classified and unclassified service  
22 shall *not* be filled pursuant to a contractual arrangement, *except* as provided in this  
23 Section for Fiscal Year 2012 and Fiscal Year 2013.

1 (a) Subject to Chapter 5 of Title 5 of the Guam Code Annotated,  
2 government of Guam departments and agencies may contract with  
3 independent contractors, provided that no agency may contract for  
4 services customarily provided by employees in the classified service,  
5 except as provided by law.

6 (b) Government of Guam departments and agencies that do not  
7 customarily obtain professional services, such as licensed health  
8 professionals, licensed architects, licensed engineers, legal services,  
9 actuarial services and auditing services through an employee in the  
10 classified service in that department or agency may contract to obtain  
11 such services.

12 (c) The Office of the Attorney General and the Public Defender Service  
13 Corporation are authorized to contract with attorneys as independent  
14 contractors to provide services in areas in which it is impracticable or  
15 impossible for the office to proceed. Such contracts *shall* be in  
16 accordance with the procurement laws of Guam. No such independent  
17 contractor hired pursuant to this Section may receive from the  
18 government of Guam any remuneration in any form other than in  
19 payment for the position into which such person is hired. The Office  
20 of the Attorney General and the Executive Director of the Public  
21 Defender Service Corporation *shall* file a copy of every such contract  
22 with the Chief Procurement Officer and the Director of Administration

1 together with a written certification stating why it is impracticable to  
2 handle the matter within the office as otherwise constituted.

3 (d) This Section *shall not* apply to the Guam Department of Education;  
4 the University of Guam; the Guam Community College; the Unified  
5 Judiciary when filling positions of justices and judges pro tem, law  
6 clerks, and legal interns; the Department of Revenue and Taxation  
7 when filling the position of legal counsel; *I Liheslaturan Guåhan*; the  
8 Guam Memorial Hospital Authority; and the Department of Public  
9 Health and Social Services and the Department of Mental Health and  
10 Substance Abuse when filling positions of licensed health  
11 professionals.

12 (e) Any instrumentality of the government of Guam that fills any  
13 classified or unclassified positions by contractual arrangement in  
14 accordance with this Section *shall* file a copy of every such contract  
15 with the Chief Procurement Officer together with a written  
16 certification stating why it is impracticable to handle the matter within  
17 the instrumentality as otherwise constituted.

18 **Section 13. §4107(b), Chapter 4 of Title 5 of the Guam Code Annotated is**  
19 **hereby amended to read:**

20 “(b) The Governor shall present the proposed biennial comprehensive program  
21 and financial plan in a message to the Legislature not later than ~~January 31~~ April 8 prior  
22 to such biennial fiscal years ~~each fiscal year~~. ~~If the Governor is in the first year of his~~  
23 ~~first term or an additional non consecutive term, then the message shall be presented not~~

1 ~~later than April 8 of that same year.~~ The message shall be accompanied by a budget  
2 document which shall contain the Governor's recommended goals, plans and  
3 appropriations. The budget document shall be furnished each member of the Legislature  
4 and each department or agency of the Government. The budget document shall contain  
5 the following information:

6 (1) The coordinated program goals and objectives that the Governor  
7 recommends to guide the decisions on the proposed program plans and  
8 budget appropriations;

9 (2) The program and budget recommendations of the Governor for the  
10 succeeding biennial fiscal years;

11 (3) A summary of the ~~Territory~~ government of Guam's receipts in the last  
12 biennial fiscal years, a revised estimate for the current fiscal year, and  
13 an estimate for the succeeding biennial fiscal years;

14 (4) A summary of expenditures during the last fiscal year, those estimated  
15 for the current fiscal year and those recommended by the Governor for  
16 the succeeding biennial fiscal years;

17 (5) Drafts of appropriation bills and revenue measures; and

18 (6) Any additional information which will facilitate understanding of the  
19 Governor's proposed program and financial plan by the Legislature  
20 and the public.”

21 **Section 14. Valuation of Property Subject to Real Property Taxation**

22 **a) §24102(f) of Article 1, Chapter 24, Division 2 of Title 11, Guam Code**

23 **Annotated, is hereby amended to read as follows:**

1           “(f) *Value, full cash value, fair market value, and cash value* means ~~ninety one~~  
2           hundred percent (~~90% 100%~~) of the appraised value; *appraised value* means the  
3           amount at which property would be taken in payment of a just debt from a solvent  
4           debtor as determined by the last completed valuation conducted pursuant to  
5           §24306, Title 11, Guam Code Annotated, as amended by the annual adjustments  
6           mandated in this Chapter;”

7           **b) §24103 of Article 1, Chapter 24, Division 2 of Title 11, Guam Code**  
8           **Annotated, is hereby amended to read as follows:**

9           **“§ 24103. Levy.**

10           There is hereby levied on all land property in Guam a yearly tax at the rate of  
11           ~~seven-seventy seconds (7/72%)~~ 00.0875% of the value thereof and ~~seven-~~  
12           ~~eighteenths percent (7/18%)~~ 00.3500% of the value of the improvements thereon.  
13           Such tax shall be assessed and collected in the manner prescribed in this Chapter.  
14           All proceeds derived by the government under any provision of this Chapter *shall*  
15           be deposited in the Treasury of Guam to the credit of the General Fund.”

16           **Section 15. Strategic Planning for Military Deployment.** Pursuant to  
17           the recent announcement coming from the Adjutant General of the Guam National  
18           Guard, all departments and agencies are hereby directed to prepare and submit a  
19           strategic plan to *I Maga'lahaen Guåhan* for the anticipated deployment of their  
20           respective personnel.



1 *Liheslaturan Guåhan* on a monthly basis and post the same on its website. Each monthly  
2 report *shall* be due *no later than* thirty (30) days after the end of each month.

3 **Section 5. Special Fund Transfer.** *I Maga’lahen Guåhan* is authorized to  
4 transfer to the General Fund any cash available from any appropriated Special Fund *or*  
5 Revolving Fund to fund the appropriations authorized by this Act.

6 All cash from Special funds *or* Revolving funds transferred to cover the  
7 appropriations authorized by this Act *shall* be promptly reimbursed to the Special *or*  
8 Revolving Fund from which it was withdrawn as cash becomes available.

9 *I Maga’lahen Guåhan shall* submit a report to the Speaker of *I Liheslaturan*  
10 *Guåhan* on the fifth (5<sup>th</sup>) day of every month on all transfers made pursuant to this  
11 Section. Said report *shall* enumerate the amount of each transfer, identify the funds to  
12 and from which the transfer was made and state the purpose of each transfer.

13 **Section 6. Transfer Authority of I Maga’lahen Guåhan.** *I Maga’lahen*  
14 *Guåhan* is authorized to transfer funds between Fiscal Year 2012 General Fund  
15 Executive Branch appropriations, and within departments and agencies Special Fund  
16 Executive Branch appropriations for Fiscal Year 2012; and between Fiscal Year 2013  
17 General Fund Executive Branch appropriations, and within departments and agencies  
18 Special Fund Executive Branch appropriations for Fiscal Year 2013. This section does  
19 not apply to appropriations made to the Judiciary, *I Liheslaturan Guåhan*, and the Office  
20 of Finance and Budget.

21 **Section 7. Independent Contractors.** The Office of *I Maga’lahi*, the Office of *I*  
22 *Segundu Na Maga’lahen Guåhan* and the Guam State Clearinghouse may enter into  
23 agreements with independent contractors pursuant to Guam procurement laws.



1           **Section 8. Facilities Insurance Requirements.** Every department and agency of  
2 the government of Guam, as part of its appropriations for operations contained in this  
3 Act, may expend such sums as necessary for facilities insurance requirements.

4           **Section 9. Reporting Requirements for Non-Profit Organizations.** All non-  
5 profit organizations that receive funds pursuant to this Act *shall* maintain financial  
6 records that accurately account for said funds and *shall* provide a budgetary breakdown  
7 by object category to the department *or* agency that oversees the appropriation. The non-  
8 profit organization *shall* also provide to said department:

9           (a) A quarterly report describing its activities during the reporting  
10 period and the results it achieved *no later than* twenty (20) days after the  
11 end of each quarter;

12           (b) Notification of all procurement of equipment and services of Five  
13 Thousand Dollars (\$5,000) *or* more prior to awarding the contract  
14 therefor;

15           (c) Access to the overseeing department *or* agency's duly authorized  
16 representative, and Government of Guam auditors, to appropriate records  
17 for the purpose of audit and examination of books, documents, papers and  
18 records of funds expended under the appropriation;

19           (d) Submission of a detailed inventory listing of each year's purchases,  
20 as certified by its certifying officer; and

21           (e) A Final Report to the overseeing department *or* agency for  
22 submission to *I Liheslaturan Guåhan* containing a full disclosure of all  
23 expenditures of funds appropriated by this Act *no later than* November 15,

1 2012, for Fiscal Year 2012, and November 15, 2013, for Fiscal Year 2013.

2 The overseeing department *or* agency *shall* post the same on its website.

3 (f) Non-compliance with these reporting requirements will subject the  
4 non-profit organization to a three percent (3%) reduction of its  
5 appropriation(s) and the overseeing agency's contract with the  
6 organization *shall* so provide.

7 **Section 10.** *Unless* otherwise specified in this Act:

8 (a) **General Fund Reversion.** All unexpended *or* unencumbered  
9 appropriations made from the General Fund pursuant to this Act *shall* revert to the  
10 General Fund on the last day of Fiscal Year 2012 and Fiscal Year 2013.

11 (b) **Tourist Attraction Fund Reversion.** All unexpended *or*  
12 unencumbered appropriations made from the Tourist Attraction Fund pursuant to  
13 this Act *shall* revert to the Tourist Attraction Fund on the last day of Fiscal Year  
14 2012 and Fiscal Year 2013.

15 (c) **Healthy Futures Fund Reversion.** All unexpended *or*  
16 unencumbered appropriations made from the Healthy Futures Fund pursuant to  
17 this Act *shall* revert to the Healthy Futures Fund on the last day of Fiscal Year  
18 2012 and Fiscal Year 2013.

19 **Section 11. Authorization for Payment of Prior Years' Obligations.**

20 Appropriations made in this Act may be expended for the payment of prior years'  
21 obligations, provided it does not negatively impact the current operational needs of the  
22 department *or* agency requesting such prior years' payment.

1  
2  
3  
4  
5  
6  
7  
8  
9  
10  
11  
12  
13  
14  
15  
16  
17  
18  
19  
20  
21  
22  
23

**Section 12. Funding Source.** The following departments are authorized to expend up to the level of revenues collected for their respective special revenue funds for Fiscal Years 2012 and 2013:

- (a) Guam Police Department - Police Services Fund
- (b) Department of Corrections - Corrections Revolving Fund
- (c) Customs and Quarantine Agency - Customs, Agriculture and Quarantine Inspection Services Fund
- (d) Guam Environmental Protection Agency - Guam Environmental Protection Agency Funds: Air Pollution Control Special Fund, Guam Environmental Trust Fund, the Water Protection Fund and the Water, Research and Development Fund
- (e) Chamorro Land Trust Commission - Chamorro Land Trust Operations Fund
- (f) Department of Agriculture - Guam Plant Inspection and Permit Fund
- (g) Professional Engineers, Architects and Land Surveyors Board - Professional Engineers, Architects and Land Surveyors (PEALS) Board Fund
- (h) Department of Land Management - Land Survey Revolving Fund
- (i) Guam Fire Department - Guam Fire Department Funds: Enhanced 911 Emergency Reporting System Fund and the Fire, Life and Medical Emergency Fund

- 1           (j)    Guam Regional Transit Authority - Guam Regional Transit  
2                    Authority Fund
- 3           (k)    Department of Public Works - DPW Building and Design Fee  
4                    Account
- 5           (l)    Guam Contractors License Board - Guam Contractors License  
6                    Board Fund Collections
- 7           (m)    Department of Revenue and Taxation - Tax Collection  
8                    Enhancement Fund
- 9           (n)    Department of Public Health and Social Services - Guam  
10                  Environmental Health Fund
- 11          (o)    Department of Parks and Recreation - Public Recreation Services  
12                  Fund
- 13          (p)    Guam Department of Education - Public Library Resources Fund
- 14          (q)    Department of Labor and the Guam Community College -  
15                  Manpower Development Fund

16           **Section 15. Severability.** *If any provision of this Act or its application to any*  
17 *person or circumstances is held invalid, the invalidity shall not affect other provisions or*  
18 *applications of this Act which can be given effect without the invalid provision or*  
19 *application, and to this end the provisions of this Act are severable.*

1  
2  
3  
4  
5  
6  
7  
8  
9  
10  
11  
12  
13  
14  
15  
16  
17  
18  
19  
20  
21  
22  
23  
24  
25  
26  
27  
28  
29

**CHAPTER VI**

**REVENUE ANTICIPATION FINANCING BOND**

**Section 1.** A new § 1512.3 is *added* to Title 5 Guam Code Annotated to read as follows:

**§ 1512.3. Authorization to Issue Bonds for Revenue Anticipation Financing.**

(a) **Authorization of Issuance of Bonds.** *I Maga’lahen Guåhan* is authorized to issue one or more series of bonds of the Government of Guam as provided in this Section, in an aggregate principal amount not to exceed the amount necessary to provide up to three hundred forty-four million Dollars \$344,000,000 for the payment of authorized expenses listed in Subsection (j) hereof, to capitalize and pay from bond proceeds interest on the bonds accruing or due in Fiscal Years 2012, 2013 and 2014, to fund any appropriate or necessary debt service reserves and to pay expenses incurred in connection with the issuance of such bonds not already included in an existing appropriation for or the regular budget of any Government agency or instrumentality or public corporation providing any service in connection with the issuance of such bonds; provided, however, that bonds may not be issued in an amount that would cause a violation of the debt limitation provisions of 48 USC 1423a (§ 11 of the Organic Act of Guam).

(b) **Terms and Conditions Determined by Certificate *or* Indenture.** The terms and conditions of the bonds *shall* be as determined by *I Maga’lahen Guåhan*, and approved by *I Liheslaturan Guåhan*, by the execution of a certificate *or* indenture authorizing the issuance of the bonds prior to the issuance of the bonds; provided, however, that such terms and conditions *shall* be consistent with this Section, and that the bonds *shall* mature *not later than* thirty five (35) years after their date of issuance, *shall* bear interest at such rates and be sold for such price *or* prices as *shall* result in a yield to the bondholders that *does not exceed* eight percent (8%) per annum, *shall* require interest only payments for Fiscal Years 2012, 2013 and 2014 and *shall not* require bond principal payments until after such Fiscal Years.

1           (c)     **Valid and Binding Limited Obligations.** The certificate or  
2 indenture pursuant to which the bonds authorized by this Section are issued *shall*  
3 provide that the bonds constitute the valid and legally binding limited obligations  
4 of the Government of Guam payable from the revenues as defined in the  
5 certificate or indenture. The validity of any such bonds *shall not* be affected by  
6 the validity or regularity of any proceedings for the payment of the costs and  
7 expenses funded by such bonds. All officers charged by law with any duty in the  
8 collection of the revenues of the Government from which debt service on the  
9 bonds will be payable *shall* do every lawful thing necessary to collect such sum.  
10 The validity of any such bonds *shall not* be affected by the validity *or* regularity  
11 of any proceedings for the payment of the expenses paid *or* to be paid with the  
12 proceeds of the bonds.

13           (d)     **Pledge of Business Privilege Tax Revenues.** The certificate or  
14 indenture pursuant to which the bonds authorized by this Section are issued *may*  
15 provide that the tax revenues derived from the levy of up to three (3) percentage  
16 points, out of the total number of percentage points levied from time to time, of  
17 the business privilege tax levied pursuant to Article 2 of Chapter 26 of Title 11 of  
18 the Guam Code Annotated, or any successor thereto, are pledged to secure the  
19 repayment of any bonds issued under this Section and to pay costs incurred in the  
20 issuance or administration of the bonds and any required reserves or related  
21 expenses. Any such pledge made to secure the bonds shall be valid and binding  
22 from the time the pledge is made. The revenues pledged and thereafter received  
23 by the government of Guam or by any trustee, depository or custodian shall be  
24 deposited in a separate account entitled the “GRO Revenue Fund” and shall be  
25 immediately subject to the lien of such pledge without any physical delivery  
26 thereof or further act, and the lien of such pledge shall be valid and binding  
27 against all parties having claims of any kind in tort, contract or otherwise against  
28 the government of Guam or such trustee, depository or custodian, irrespective of  
29 whether the parties have notice thereof. The certificate or indenture by which such  
30 pledge is created need not be recorded, that shall direct the distribution and  
31 disbursement of revenues from the GRO Revenue Fund following their deposit

1           therein. All such taxes, to the extent so pledged, are hereby continuously  
2           appropriated for such purpose. So long as any bonds issued pursuant to § 1512.3,  
3           Title 5 Guam Code Annotated remain outstanding, the Government of Guam may  
4           not reduce the rate of levy and collection of the pledged business privilege tax  
5           below three percent (3%), nor may the government of Guam reduce the services,  
6           products activities to which the pledged Business Privilege Tax applies, nor may  
7           the government of Guam upwardly adjust any exceptions or exclusion to, or  
8           otherwise impair, the pledged business privilege tax.

9           (e)     **Additional Bonds.**       This Section does not prohibit the  
10          government of Guam from issuing, after appropriate enabling legislation, other  
11          obligations of the government that are general obligations of the government. This  
12          Section does not prohibit the government of Guam from issuing, after appropriate  
13          enabling legislation, other obligations of the government that are secured by  
14          pledged Business Privilege Tax revenues on a parity with or subordinate to the  
15          bonds authorized by this Section on such terms as are provided by the certificate  
16          or indenture or certificate pursuant to which the bonds are issued, *provided,*  
17          *however,* that such certificate or indenture *shall* provide that the aggregate  
18          principal amount of all bonds issued on a parity with the bonds authorized  
19          pursuant to this Section with respect to pledged Business Privilege Tax revenues  
20          does not exceed six hundred million Dollars (\$600,000,000). Notwithstanding  
21          anything to the contrary in this Subsection (e), the certificate or indenture or  
22          certificate pursuant to which the bonds are issued *shall* provide that such  
23          limitation shall not apply to additional bonds issued for the sole purpose of  
24          refunding outstanding bonds authorized under by this Section and paying costs of  
25          issuance associated therewith.

26          (f) **Waiver of Immunity; Submission to Jurisdiction.** Notwithstanding  
27          any substantive or procedural provision of Chapter 6 of Title 5, Guam Code  
28          Annotated, the Government of Guam waives immunity from any suit or action in  
29          contract on the bonds or any other agreement or facility entered into in connection  
30          with the bonds, but does not waive immunity as to the personal liability of elected  
31          officials and employees of the Government of Guam. Any such suit or action

1 shall be brought in the District Court of Guam or such other court as mutually  
2 agreed upon.

3 (g) **No Personal Liability.** No employee or elected official of the  
4 Government of Guam shall be individually or personally liable for the payment of  
5 any amounts due on any bonds issued under this Section, or for any other liability  
6 arising in connection with the bonds; *provided, however,* that nothing in this  
7 Section shall relieve any employee or elected official from the performance of a  
8 ministerial duty required by law.

9 (h) **Form of Bonds; Covenants; Appointment of Fiduciaries.** The  
10 technical form and language of the bonds, including provisions for execution,  
11 exchange, transfer, registration, paying agency, lost or mutilated bonds,  
12 negotiability, cancellation and other terms or conditions not inconsistent with this  
13 Section, including covenants relating to the collection and application of  
14 revenues, shall be as specified in the certificate or indenture executed by *I*  
15 *Maga'lalen Guåhan* authorizing issuance of the bonds. Said certificate or  
16 indenture shall appoint one or more trustees, co-trustees or other fiduciaries  
17 authorized to receive and hold in trust the proceeds of the bonds, the revenues and  
18 other moneys relating thereto, to protect the rights of bondholders and to perform  
19 such other duties as may be specified in the indenture. *I Maga'lalen Guåhan* is  
20 also authorized to execute any appropriate agreements, certificates or other  
21 instruments relating to the bonds and the sale of bonds.

22 (i) **Authorization for Credit Enhancement.** *I Maga'lalen Guåhan*  
23 is authorized to enter into such contracts or agreements with such banks,  
24 insurance companies or other financial institutions as he determines are necessary  
25 or desirable to improve the security and marketability of the bonds issued under  
26 this Section. Such contracts or agreements may obligate the Government to  
27 reimburse, with interest, any such banks, insurance companies or other financial  
28 institutions for advances they make to pay principal of or interest on the bonds  
29 and to indemnify any such banks, insurance companies or other financial  
30 institutions for costs and expenses incurred in connection with any such advance.  
31 Any such reimbursement obligation and any other obligations of the Government



1 of Guam under such contracts or agreements shall be limited obligations of the  
2 Government of Guam payable from the revenues as defined in the certificate *or*  
3 indenture. Any such reimbursement obligation and any other obligations of the  
4 Government of Guam under such contracts or agreements shall be treated, under §  
5 11 of the Organic Act, as creating an obligation issued to refund the bonds.

6 (j) **Use of Proceeds from the Sale of the Bonds.** The proceeds from  
7 the sale of the bonds *shall* be used and are hereby appropriated to (i) pay the  
8 expenses described below in this Subsection in amounts not to exceed the  
9 amounts specified for each such type of expense; (ii) fund capitalized interest  
10 accruing or payable on the bonds for a period ending *not later than* October 1,  
11 2014, (iii) establish any appropriate or necessary reserves; and (iv) pay expenses  
12 relating to the authorization, sale and issuance of the bonds, including, without  
13 limitation, printing costs, costs of reproducing documents, credit enhancement  
14 fees, underwriting, legal, feasibility, financial advisory and accounting fees and  
15 charges, fees paid to banks *or* other financial institutions providing credit  
16 enhancement, costs of credit ratings and other costs, charges and fees in  
17 connection with the issuance, sale and delivery of the bonds. The expenses  
18 authorized to be paid with the proceeds of the bonds are as follows:

19 (1) in an amount not to exceed the amount required for the purpose of  
20 refunding and restructuring of and/or interest payments accruing or  
21 payable on the Government of Guam General Obligation Bonds,  
22 1993 Series A, 2007 Series A and 2009 Series A due in Fiscal  
23 Years 2012, 2013 and 2014; and

24 (2) in an amount not to exceed the balance of the three hundred forty-  
25 four million dollars (\$344,000,000) authorized pursuant to this  
26 Section, for the purpose of paying unpaid individual and corporate  
27 income tax refunds from 2009 and earlier years.

28 (k) **Permitted Investments.** The bond proceeds and any revenues  
29 pledged to secure the payment of the bonds are authorized to be, and shall only  
30 be, invested in those investments permitted by the certificate or indenture  
31 pursuant to which such bonds are issued. Permitted investments shall include

1 investment agreements, forward purchase agreements or similar structured  
2 contracts as further described in the certificate *or* indenture authorizing the  
3 issuance of the bonds.

4 (l) **Approval by Guam Economic Development Authority.** No  
5 bonds authorized by this Section shall be sold until the Board of Directors of  
6 GEDA has approved the sale by resolution.

7 (m) **Approval of Voters Not Required.** The issuance of bonds  
8 pursuant to this Section *shall not* be subject to the approval of the voters of Guam.

9 (n) **Approval of Bonds.** *I Liheslaturan Guåhan*, pursuant to §50103  
10 (k), Title 12 Guam Code Annotated, hereby approves the issuance and sale by the  
11 Government of Guam of bonds for the purposes and in the principal amounts  
12 authorized by §1512.3, Title 5 Guam Code Annotated; provided that the bonds are  
13 issued and sold subject to the terms, conditions, requirements and limitations  
14 mandated therein.

15 **Section 2. Deposit of Bond Proceeds to Pay Income Tax Refunds.** The portion of the  
16 bond proceeds authorized by Title 5 GCA § 1512.3 that is mandated by Title 5 GCA §  
17 1512.3 to pay income tax refunds *shall* be transferred immediately after receipt thereof by  
18 the bond trustee into the Income Tax Reserve Fund.

19 **Section 3. Bond Proceeds Not Subject to Transfer Authority.** The proceeds of the  
20 bonds authorized by Title 5 GCA § 1512.3 *shall not* be subject to any transfer authority  
21 of *I Maga'lahren Guåhan*.

22 **Section 4.** §§24102(f) and 24103 of Article 1 Chapter 24 Division 2 of Title 11 GCA are  
23 hereby amended to read as follows:


24 “§24102. (f) *Value, full cash value, fair market value and cash value* mean one  
25 hundred percent (100%) of the appraised value; appraised value means the  
26 amount at which property would be taken in payment of a just debt from a solvent  
27 debtor as determined by the last completed valuation conducted pursuant to Title  
28 11 GCA §24306, as amended by the annual adjustments mandated by this  
29 Chapter.”

1  
2  
3  
4  
5  
6  
7  
8

**“§24103. Levy.**

There is hereby levied on all land property in Guam a yearly tax at the rate of seven-eighths (0.0875%) of the value thereof and seven-twentieths percent (0.3500%) of the value of the improvements thereon. Such tax shall be assessed and collected in the manner prescribed in this Chapter. All proceeds derived by the government under any provision of this Chapter shall be deposited in the Treasury of Guam to the credit of the General Fund.”











**The Biennial Budget for Fiscal Year 2012 and 2013  
was prepared by the  
Bureau of Budget & Management Research (BBMR)**

