

# Online Express Mail Label

## USPS Web Tools™ Application Programming Interface Reference

Document Version 1.5b (01/22/2012)



## To Our Customers

In registering for use of the USPS Web Tools™ (Web Tools), you received a user ID that will allow you to begin sending calls to the server when you are ready. Any additional information or contact with you will occur as indicated on the registration form, please return to the Web Tools [eCommerce API Technical Guides site](#) for the most recent documentation from any of the Web Tools.

If you require technical support, contact the USPS Internet Customer Care Center (ICCC). This office is manned from 7:00 AM to 11:00 PM EST daily.

E-mail address: [uspstechsupport@esecurecare.net](mailto:uspstechsupport@esecurecare.net)

Telephone: 1-800-344-7779 (7:00 AM to 11:00 PM EST daily)

### USPS Customer Commitment

The United States Postal Service fully understands the importance of providing information and service anytime day or night to your Internet and e-commerce customers. For that reason, the USPS is committed to providing 24 x 7 service from our Web Tools servers, 365 days a year.

## Trademarks

Express Mail, First-Class Mail, Global Express Mail, GXG, Global Priority Mail, Parcel Post, Parcel Select, Priority Mail, Express Mail International, First Class Mail International, Priority Mail International, USPS, and ZIP + 4 are registered trademarks of the U.S. Postal Service.

Delivery Confirmation, Global Express Guaranteed, International Parcel Post, Priority Mail Global Guaranteed, Signature Confirmation, USPS Web Tools, and ZIP Code are trademarks of the U.S. Postal Service.

Microsoft and Visual Basic are registered trademarks of Microsoft Corporation.

Adobe Acrobat is a trademark of Adobe Systems Incorporated.

DUNS is a registered trademark of Dun & Bradstreet.

# Table of Contents

<b>1</b>	<b>Introduction .....</b>	<b>4</b>
<b>2</b>	<b>Express Mail Label API.....</b>	<b>4</b>
<b>2.1</b>	<b>Express Mail Label Request .....</b>	<b>4</b>
<b>2.1.1</b>	<b>API Signature.....</b>	<b>4</b>
<b>2.1.2</b>	<b>Request Diagram.....</b>	<b>5</b>
<b>2.1.3</b>	<b>Request Parameters .....</b>	<b>13</b>
<b>2.1.4</b>	<b>Request Example .....</b>	<b>19</b>
<b>2.2</b>	<b>Express Mail Label Response .....</b>	<b>21</b>
<b>2.2.1</b>	<b>Response Diagram.....</b>	<b>21</b>
<b>2.2.2</b>	<b>Response Parameters .....</b>	<b>24</b>
<b>2.2.3</b>	<b>Response Example .....</b>	<b>26</b>
<b>2.2.4</b>	<b>Label Diagram .....</b>	<b>27</b>

# 1 Introduction

This document contains a Reference Guide to the Online Express Mail Label APIs. See the Developer's Guide to Web Tools APIs to learn the administrative process for gaining access to the Web Tools APIs as well as the basic mechanism for calling the APIs and processing the results. The Developer's Guide also contains information on testing and trouble-shooting.

For label specifications such as package dimensions, delivery information, etc., please refer to the Domestic Mail Manual (DMM) at <http://pe.usps.com/>.

## 2 Express Mail Label API

### 2.1 Express Mail Label Request

The table below presents the XML input tags for generating Live requests and the restrictions on the values allowed. An error message will be returned if an incorrect value is entered. Also, be aware of the maximum character amounts allowed for some tags. If the user enters more than those amounts, an error will not be generated. **The Web Tool will simply pass in the characters up to the maximum amount allowed and disregard the rest.** This is important since the resulting value could prevent a correct response.

Note: The Request Parameter sections present the XML input tags for generating Live requests along with the restrictions on the values allowed. An error message will be returned if an incorrect value is entered. Also, be aware of the maximum character amounts allowed for some tags. If the user enters more than those amounts, an error will not be generated. **The Web Tool will simply pass in the characters up to the maximum amount allowed and disregard the rest.** This is important since the resulting value could prevent a correct response.

When building the XML request, pay particular attention to the **order and case** for tags. An error message will be returned if an incorrect value is entered. Remember that all data and attribute values in this document are for illustration purposes and are to be replaced by your actual values. For instance, a line of sample code may be:

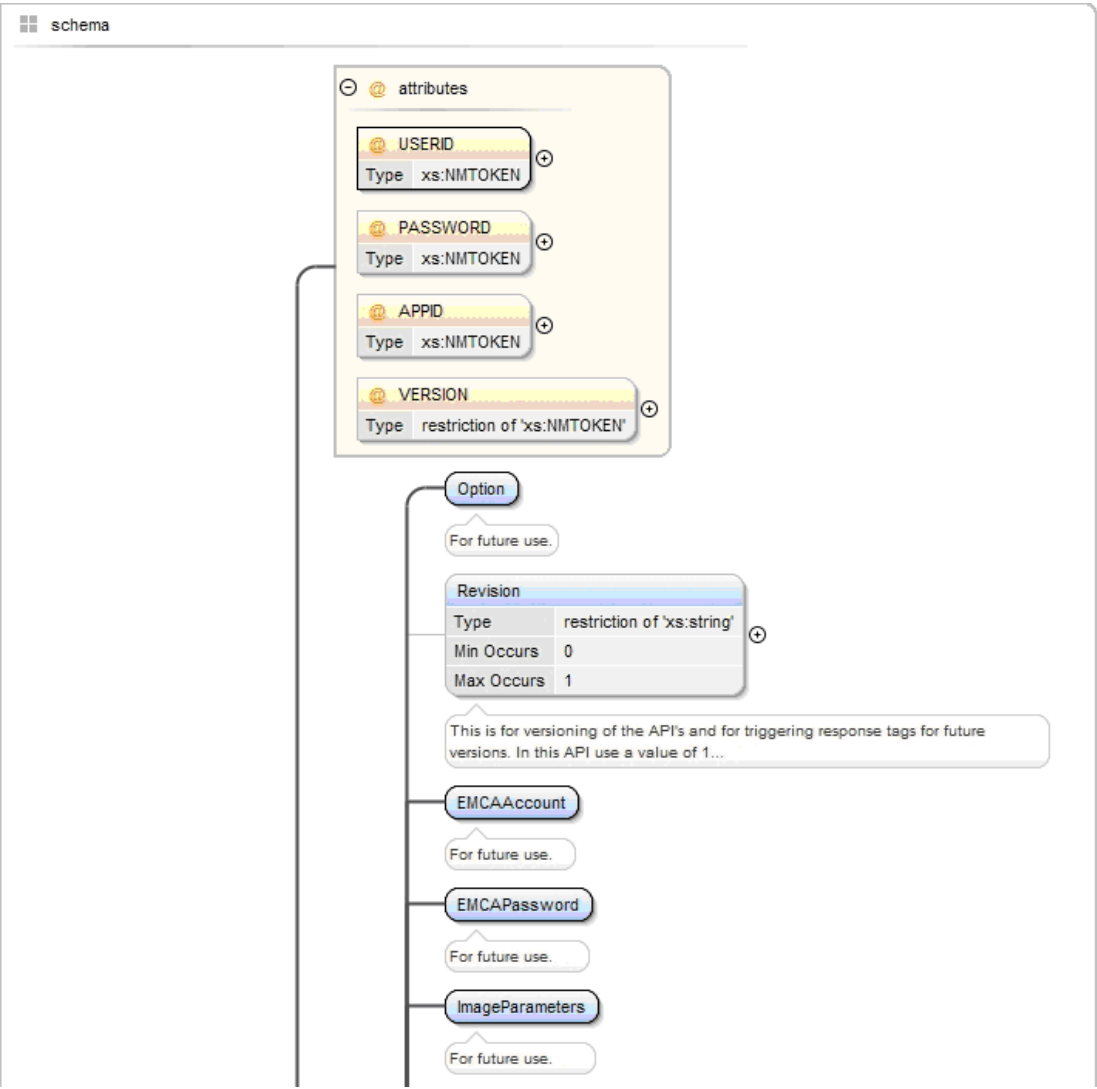
`<ZipDestination>12345</ZipDestination>`

In this instance, you will replace "12345" with the destination ZIP Code for the domestic-bound package.

#### 2.1.1 API Signature

<i>Scheme</i>	<i>Host</i>	<i>Path</i>	<i>API</i>	<i>XML</i>
https://	secure.shippingapis.com	/ShippingAPI.dll	?API=ExpressMailLabel	&XML=(see below)
https://	secure.shippingapis.com	/ShippingAPI.dll	?API=ExpressMailLabelCertify	&XML=(see below)

## 2.1.2 Request Diagram



**FromFirstName**  
Type restriction of 'xs:string' ⓘ

Values for either First and Last Name of Sender or Firm must be sent.  
Maximum Length: 26 characters for both names or...

**FromLastName**  
Type restriction of 'xs:string' ⓘ

Values for either First and Last Name of Sender or Firm must be sent.  
Maximum Length: 26 characters for both names or...

**FromFirm**  
Type restriction of 'xs:string' ⓘ

Values for either First and Last Name of Sender or Firm must be sent.  
Maximum Length: 26 characters for both names or...

**FromAddress1**  
Type restriction of 'xs:string' ⓘ

From address line 1. Use this tag for an apartment or suite number.

**FromAddress2**  
Type restriction of 'xs:string' ⓘ

From address line 2.

**FromCity**  
Type restriction of 'xs:string' ⓘ

From city.

**FromState**  
Type restriction of 'xs:string' ⓘ

From state.

**FromZip5** ⓘ  
Type restriction of 'xs:string'

From ZIP code.

**FromZip4** ⓘ  
Type restriction of 'xs:string'

From ZIP+4 extension.

**FromPhone** ⓘ  
Type restriction of 'xs:string'

From Phone #. 10 digits required (including area code), with no punctuation.

**ToFirstName** ⓘ  
Type restriction of 'xs:string'

Values for either First and Last Name of Recipient or Firm must be sent. Maximum Length: 26 characters for both names...

**ToLastName** ⓘ  
Type restriction of 'xs:string'

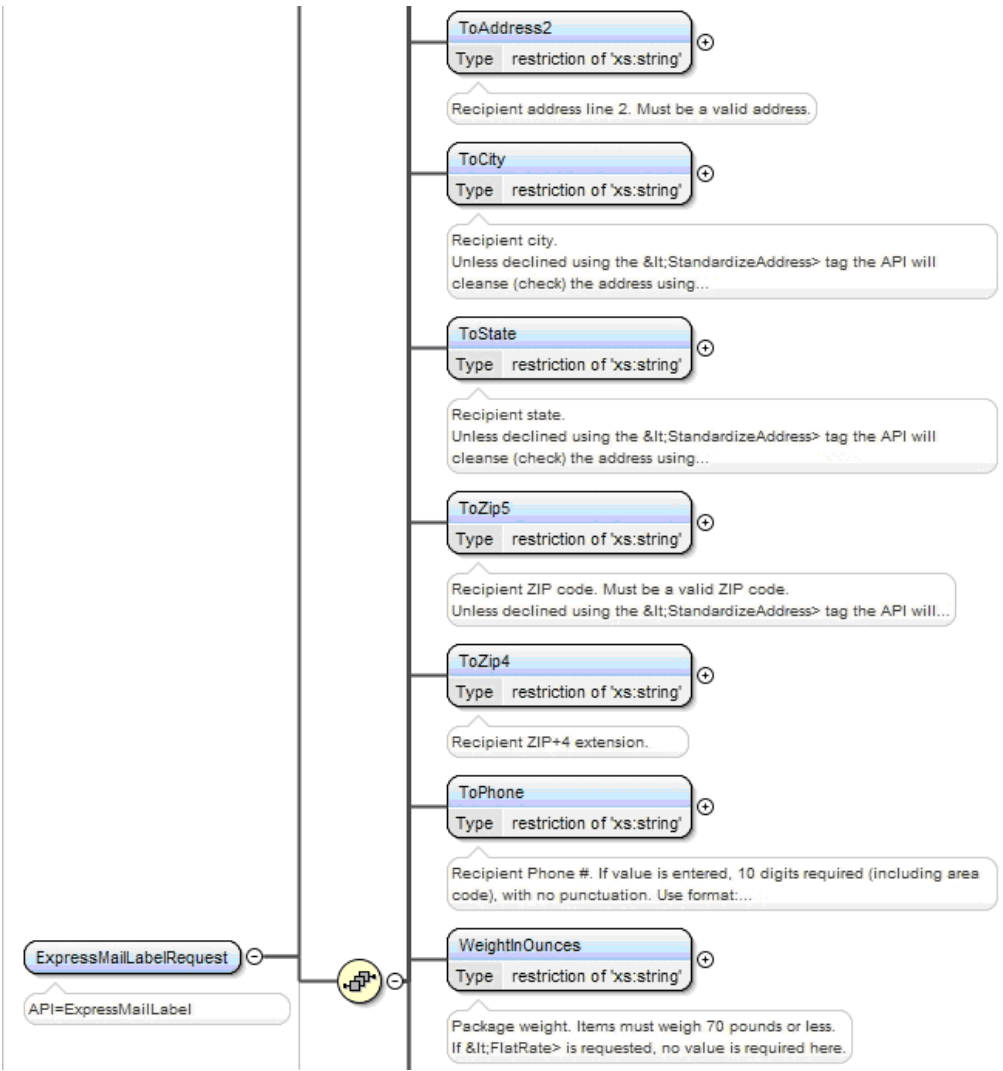
Values for either First and Last Name of Recipient or Firm must be sent. Maximum Length: 26 characters for both names...

**ToFirm** ⓘ  
Type restriction of 'xs:string'

Values for either First and Last Name of Recipient or Firm must be sent. Maximum Length: 26 characters for both names...

**ToAddress1** ⓘ  
Type restriction of 'xs:string'

Recipient address line 1. Use this tag for an apartment or suite number.





ShipDate	
Type	restriction of 'xs:string' ⊕
Min Occurs	0

Deprecated. See "LabelDate" tag.

FlatRate	
Type	xs:boolean ⊕
Default	false
Min Occurs	0

Flat Rate Request. When this option is selected, the weight is not required.

SundayHolidayDelivery	
Type	xs:boolean ⊕
Default	false
Min Occurs	0

Guaranteed Sunday/Holiday Delivery. When true the label contains special banners and the postage on the label and in...

StandardizeAddress	
Type	xs:boolean ⊕
Default	true
Min Occurs	0

Delivery Address Cleansed. Enter "true" if you want the API to check the address for accuracy or "false" if you do not.

WaiverOfSignature	
Type	xs:boolean ⊕
Default	true
Min Occurs	0

No Signature Required for Delivery. Enter "true" if you do not want a signature for receipt of the package or "false"...

NoHoliday	
Type	xs:boolean
Default	false
Min Occurs	0

Deprecated. See "SundayHolidayDelivery" tag.

NoWeekend	
Type	xs:boolean
Default	false
Min Occurs	0

No Saturday Delivery. Enter "true" if you do not want the package delivered on Saturday or "false" if you do.

SeparateReceiptPage	
Type	xs:boolean
Default	false
Min Occurs	0

Label & Customer Online Record Printed on two separate pages. Enter "true" if you want the shipping label and online...

POZipCode	
Type	restriction of 'xs:string'

ZIP Code of Post Office or collection box where item is mailed. May be different than From ZIP Code.

FacilityType	
Type	restriction of 'xs:string'
Min Occurs	0

Has values: "DDU", "SCF", "BMC", "ADC", "ASF". Optional, but cannot be left blank if specified.

ImageType	
Type	restriction of 'xs:string'

Label Image Type.

LabelDate	
Type	restriction of 'xs:string' ⓘ
Min Occurs	0

Date Package Will Be Mailed. Ship date may be today plus 0 to 3 days in advance. Enter the date in either format:...

CustomerRefNo	
Type	restriction of 'xs:string' ⓘ
Min Occurs	0

User-assigned Number for Internal Use.

SenderName	
Type	restriction of 'xs:string' ⓘ
Min Occurs	0

Name of E-mail Sender.

SenderEMail	
Type	restriction of 'xs:string' ⓘ
Min Occurs	0

E-mail Address of Sender. Valid e-mail addresses must be used.

RecipientName	
Type	restriction of 'xs:string' ⓘ
Min Occurs	0

Name of E-mail Recipient

RecipientEMail	
Type	restriction of 'xs:string' ⓘ
Min Occurs	0

E-mail Address of Recipient. Valid e-mail addresses must be used.

HoldForManifest	
Type	restriction of 'xs:string'
Default	N
Min Occurs	0

Authorized users only. Allows subsequent use of SCAN API to group manifests.

CommercialPrice	
Type	restriction of 'xs:boolean'
Default	false
Min Occurs	0

InsuredAmount	
Type	restriction of 'xs:decimal'
Default	0
Min Occurs	0

Use this tag for entering an insurance amount, if applicable.  
<p>For example:...

substitutions

ExpressMailLabelCertifyRequest

API=ExpressMailLabelCertify

### 2.1.3 Request Parameters

Tag Name	Occurs	Description	Type	Validation
ExpressMailLabelRequest	required once	API=ExpressMailLabel	(group)	
ExpressMailLabelRequest / @USERID	required		NMTOKEN	
ExpressMailLabelRequest / @PASSWORD	optional		NMTOKEN	
ExpressMailLabelRequest / Option	required once	For future use.	empty	
ExpressMailLabelRequest / Revision	optional repeating up to 1 times	This is for versioning of the API's and for triggering response tags for future versions. In this API use a value of 1 to trigger new functionality. For Example: 1	string	minLength=0 pattern=\d{1} pattern=
ExpressMailLabelRequest / EMCAAccount	required once	For future use.	empty	
ExpressMailLabelRequest / EMCAPassword	required once	For future use.	empty	
ExpressMailLabelRequest / ImageParameters	required once	For future use.	empty	
ExpressMailLabelRequest / FromFirstName	required once	Values for either First and Last Name of Sender or Firm must be sent. Maximum Length: 26 characters for both names or firm name.	string	maxLength=26 minLength=0

<b>Tag Name</b>	<b>Occurs</b>	<b>Description</b>	<b>Type</b>	<b>Validation</b>
ExpressMailLabelRequest / FromLastName	required once	Values for either First and Last Name of Sender or Firm must be sent. Maximum Length: 26 characters for both names or firm name.	string	minLength=0 maxLength=26
ExpressMailLabelRequest / FromFirm	required once	Values for either First and Last Name of Sender or Firm must be sent. Maximum Length: 26 characters for both names or firm name.	string	minLength=0 maxLength=26
ExpressMailLabelRequest / FromAddress1	required once	From address line 1. Use this tag for an apartment or suite number.	string	minLength=0 maxLength=26
ExpressMailLabelRequest / FromAddress2	required once	From address line 2.	string	minLength=1 maxLength=26
ExpressMailLabelRequest / FromCity	required once	From city.	string	minLength=1 maxLength=13
ExpressMailLabelRequest / FromState	required once	From state.	string	minLength=2 maxLength=2
ExpressMailLabelRequest / FromZip5	required once	From ZIP code.	string	pattern=\d{5}
ExpressMailLabelRequest / FromZip4	required once	From ZIP+4 extension.	string	minLength=0 pattern=\d{4} pattern=
ExpressMailLabelRequest / FromPhone	required once	From Phone #. 10 digits required (including area code), with no punctuation.	string	pattern=\d{10}
ExpressMailLabelRequest / ToFirstName	required once	Values for either First and Last Name of Recipient or Firm must be sent. Maximum Length: 26 characters for both names or firm name.	string	minLength=0 maxLength=26

<b>Tag Name</b>	<b>Occurs</b>	<b>Description</b>	<b>Type</b>	<b>Validation</b>
ExpressMailLabelRequest / ToLastName	required once	Values for either First and Last Name of Recipient or Firm must be sent. Maximum Length: 26 characters for both names or firm name.	string	minLength=0 maxLength=26
ExpressMailLabelRequest / ToFirm	required once	Values for either First and Last Name of Recipient or Firm must be sent. Maximum Length: 26 characters for both names or firm name.	string	minLength=0 maxLength=26
ExpressMailLabelRequest / ToAddress1	required once	Recipient address line 1. Use this tag for an apartment or suite number.	string	minLength=0 maxLength=26
ExpressMailLabelRequest / ToAddress2	required once	Recipient address line 2. Must be a valid address.	string	minLength=1 maxLength=26
ExpressMailLabelRequest / ToCity	required once	Recipient city. Unless declined using the <StandardizeAddress> tag the API will cleanse (check) the address using USPS databases. Values for either To City and To State or Zip 5 must be sent. Maximum Length: 26 characters for both City and State combined.	string	minLength=0 maxLength=13
ExpressMailLabelRequest / ToState	required once	Recipient state. Unless declined using the <StandardizeAddress> tag the API will cleanse (check) the address using USPS databases. Values for either To City and To State or Zip 5 must be sent. Maximum Length: 26 characters for both City and State combined.	string	minLength=0 pattern=\w{2} pattern=

Tag Name	Occurs	Description	Type	Validation
ExpressMailLabelRequest / ToZip5	required once	Recipient ZIP code. Must be a valid ZIP code. Unless declined using the <StandardizeAddress> tag the API will cleanse (check) the address using USPS databases. Values for either To City and To State or Zip 5 must be sent. Maximum Length: 26 characters for both City and State combined.	string	minLength=0 pattern=\d{5} pattern=
ExpressMailLabelRequest / ToZip4	required once	Recipient ZIP+4 extension.	string	minLength=0 pattern=\d{4} pattern=
ExpressMailLabelRequest / ToPhone	required once	Recipient Phone #. If value is entered, 10 digits required (including area code), with no punctuation. Use format: 2125551234	string	pattern=\d{10} pattern=
ExpressMailLabelRequest / WeightInOunces	required once	Package weight. Items must weigh 70 pounds or less. If <FlatRate> is requested, no value is required here.	string	pattern=\d{0,4}
ExpressMailLabelRequest / ShipDate	optional	Deprecated. See "LabelDate" tag.	string	pattern=\d{1,2}^\d{1,2}^\d\d(\d\d)?
ExpressMailLabelRequest / FlatRate	optional	Flat Rate Request. When this option is selected, the weight is not required.	boolean	default=false
ExpressMailLabelRequest / SundayHolidayDelivery	optional	Guaranteed Sunday/Holiday Delivery. When true the label contains special banners and the postage on the label and in the response includes the premium.	boolean	default=false
ExpressMailLabelRequest / StandardizeAddress	optional	Delivery Address Cleansed. Enter "true" if you want the API to check the address for accuracy or "false" if you do not.	boolean	default=true



<b>Tag Name</b>	<b>Occurs</b>	<b>Description</b>	<b>Type</b>	<b>Validation</b>
ExpressMailLabelRequest / WaiverOfSignature	optional	No Signature Required for Delivery. Enter "true" if you do not want a signature for receipt of the package or "false" if you do.	boolean	default=true
ExpressMailLabelRequest / NoHoliday	optional	Deprecated. See "SundayHolidayDelivery" tag.	boolean	default=false
ExpressMailLabelRequest / NoWeekend	optional	No Saturday Delivery. Enter "true" if you do not want the package delivered on Saturday or "false" if you do.	boolean	default=false
ExpressMailLabelRequest / SeparateReceiptPage	optional	Label & Customer Online Record Printed on two separate pages. Enter "true" if you want the shipping label and online customer record printed on two separate pages or "false" if you want them printed on the same single page.	boolean	default=false
ExpressMailLabelRequest / POZipCode	required once	ZIP Code of Post Office or collection box where item is mailed. May be different than From ZIP Code.	string	minLength=0 pattern=\d{5} pattern=
ExpressMailLabelRequest / FacilityType	optional	Has values: "DDU", "SCF", "BMC", "ADC", "ASF". Optional, but cannot be left blank if specified.	string	enumeration=DDU enumeration=SCF enumeration=BMC enumeration=ADC enumeration=ASF
ExpressMailLabelRequest / ImageType	required once	Label Image Type.	string	enumeration=PDF enumeration=GIF enumeration=None

Tag Name	Occurs	Description	Type	Validation
ExpressMailLabelRequest / LabelDate	optional	Date Package Will Be Mailed. Ship date may be today plus 0 to 3 days in advance. Enter the date in either format: dd-mmm-yyyy, such as 14-Feb-2001, or mm/dd/yyyy, such as 02/14/2001.	string	minLength=0 pattern=\d{1,2}\^d{1,2}\^d\d\d?
ExpressMailLabelRequest / CustomerRefNo	optional	User-assigned Number for Internal Use.	string	minLength=0 maxLength=30
ExpressMailLabelRequest / SenderName	optional	Name of E-mail Sender.	string	minLength=0
ExpressMailLabelRequest / SenderEMail	optional	E-mail Address of Sender. Valid e-mail addresses must be used.	string	minLength=0 pattern=(\w\-\.\.+)@\((\w-]+\.+)\)[a-zA-Z]{2,4} pattern=
ExpressMailLabelRequest / RecipientName	optional	Name of E-mail Recipient	string	minLength=0 pattern=
ExpressMailLabelRequest / RecipientEMail	optional	E-mail Address of Recipient. Valid e-mail addresses must be used.	string	minLength=0 pattern=(\w\-\.\.+)@\((\w-]+\.+)\)[a-zA-Z]{2,4} pattern=
ExpressMailLabelRequest / CommercialPrice	optional		boolean	default=false
ExpressMailLabelRequest / InsuredAmount	optional	Use this tag for entering an insurance amount, if applicable.  For example: <InsuredAmount>100.00</InsuredAmount>	decimal	default=0 minInclusive=0 maxInclusive=9999.99 totalDigits=8 whiteSpace=collapse
ExpressMailLabelCertifyRequest	required once	API=ExpressMailLabelCertify	(alias)	

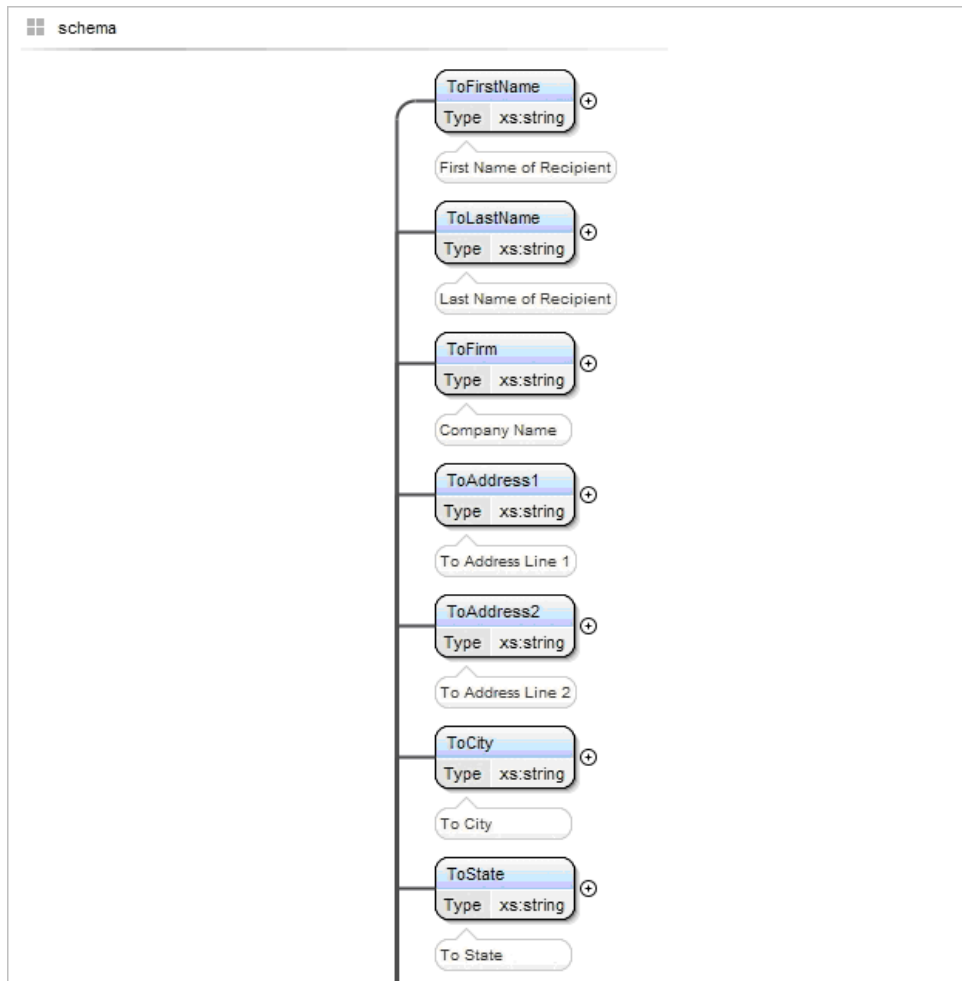
## 2.1.4 Request Example

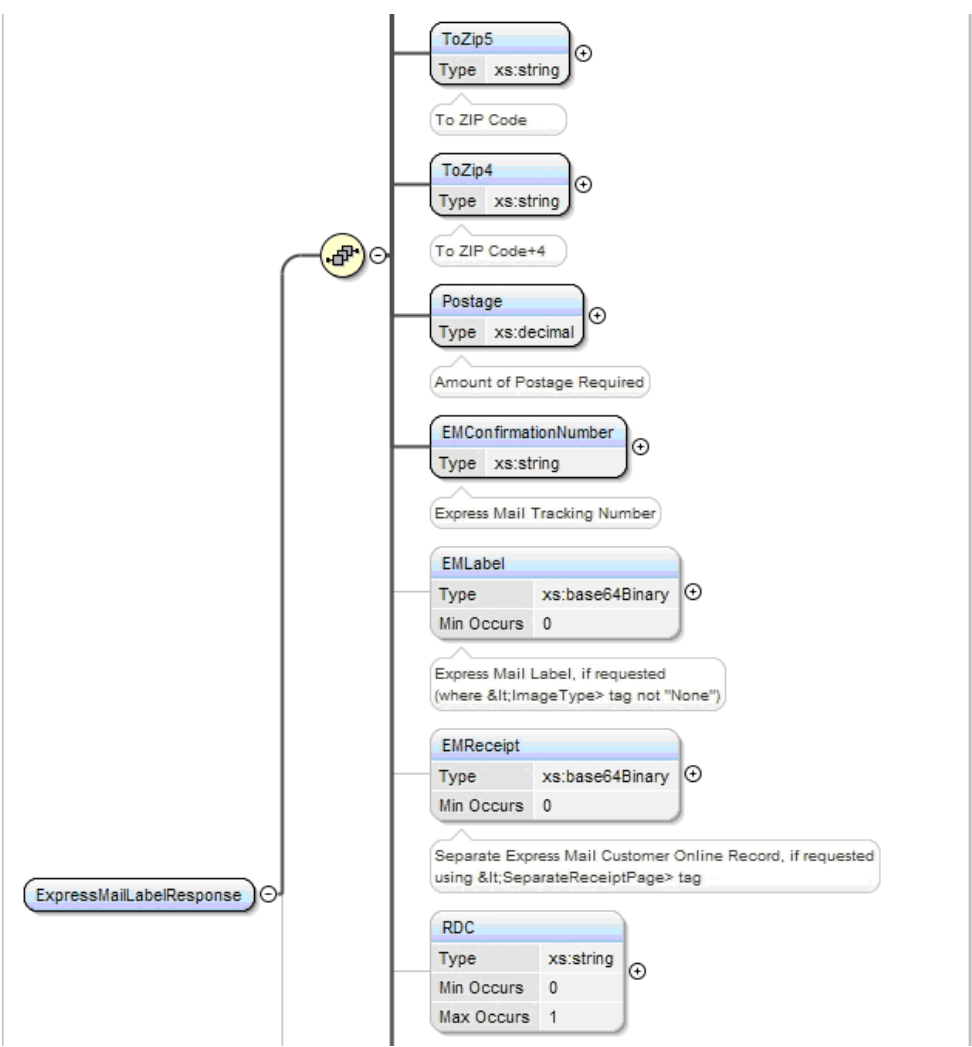
```
?xml version="1.0" encoding="UTF-8" ?>
<ExpressMailLabelCertifyRequest
  xmlns:xsi="http://www.w3.org/2001/XMLSchema-instance"
  USERID="XXXXXXX">
  <Option />
  <Revision />
  <EMCAAccount />
  <EMCAPassword />
  <ImageParameters />
  <FromFirstName>FromFirstName0</FromFirstName>
  <FromLastName>FromLastName0</FromLastName>
  <FromFirm>FromFirm0</FromFirm>
  <FromAddress1>FromAddress10</FromAddress1>
  <FromAddress2>FromAddress20</FromAddress2>
  <FromCity>FromCity0</FromCity>
  <FromState>Fr</FromState>
  <FromZip5>00000</FromZip5>
  <FromZip4 />
  <FromPhone>0000000000</FromPhone>
  <ToFirstName>ToFirstName0</ToFirstName>
  <ToLastName>ToLastName0</ToLastName>
  <ToFirm>ToFirm0</ToFirm>
  <ToAddress1>ToAddress10</ToAddress1>
  <ToAddress2>ToAddress20</ToAddress2>
  <ToCity>ToCity0</ToCity>
  <ToState />
```

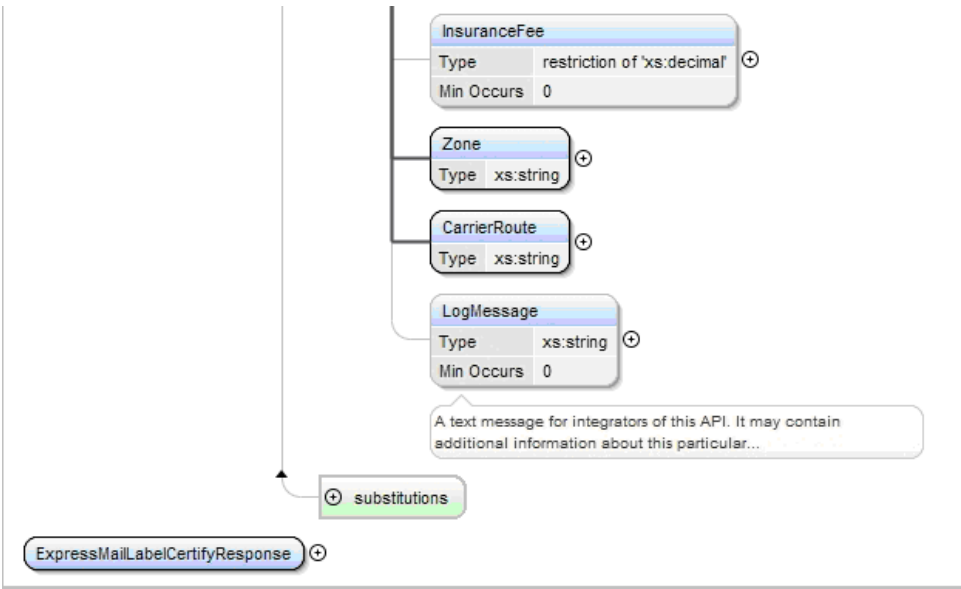
```
<ToZip5 />
<ToZip4 />
<ToPhone />
<WeightInOunces />
<ShipDate>0/0/00</ShipDate>
<FlatRate>>false</FlatRate>
<SundayHolidayDelivery>>false</SundayHolidayDelivery>
<StandardizeAddress>>true</StandardizeAddress>
<WaiverOfSignature>>true</WaiverOfSignature>
<NoHoliday>>false</NoHoliday>
<NoWeekend>>false</NoWeekend>
<SeparateReceiptPage>>false</SeparateReceiptPage>
<POZipCode />
<FacilityType>DDU</FacilityType>
<ImageType>PDF</ImageType>
<LabelDate>0/0/00</LabelDate>
<CustomerRefNo>CustomerRefNo0</CustomerRefNo>
<SenderName>SenderName0</SenderName>
<SenderEMail />
<RecipientName>RecipientName0</RecipientName>
<RecipientEMail />
<HoldForManifest>N</HoldForManifest>
<CommercialPrice>>false</CommercialPrice>
<InsuredAmount>0.0</InsuredAmount>
</ExpressMailLabelCertifyRequest>
```

## 2.2 Express Mail Label Response

### 2.2.1 Response Diagram







## 2.2.2 Response Parameters

Tag Name	Occurs	Description	Type	Validation
ExpressMailLabelResponse	required once		(group)	
ExpressMailLabelResponse / ToFirstName	required once	First Name of Recipient	string	
ExpressMailLabelResponse / ToLastName	required once	Last Name of Recipient	string	
ExpressMailLabelResponse / ToFirm	required once	Company Name	string	
ExpressMailLabelResponse / ToAddress1	required once	To Address Line 1	string	
ExpressMailLabelResponse / ToAddress2	required once	To Address Line 2	string	
ExpressMailLabelResponse / ToCity	required once	To City	string	
ExpressMailLabelResponse / ToState	required once	To State	string	
ExpressMailLabelResponse / ToZip5	required once	To ZIP Code	string	
ExpressMailLabelResponse / ToZip4	required once	To ZIP Code+4	string	
ExpressMailLabelResponse / Postage	required once	Amount of Postage Required	decimal	
ExpressMailLabelResponse / EMConfirmationNumber	required once	Express Mail Tracking Number	string	



<b>Tag Name</b>	<b>Occurs</b>	<b>Description</b>	<b>Type</b>	<b>Validation</b>
ExpressMailLabelResponse / EMLabel	optional	Express Mail Label, if requested (where <ImageType> tag not "None")	base64Binary	
ExpressMailLabelResponse / EMReceipt	optional	Separate Express Mail Customer Online Record, if requested using <SeparateReceiptPage> tag	base64Binary	
ExpressMailLabelResponse / RDC	optional repeating up to 1 times		string	
ExpressMailLabelResponse / InsuranceFee	optional		decimal	minExclusive=0.0 maxInclusive=5000
ExpressMailLabelResponse / Zone	required once		string	
ExpressMailLabelResponse / CarrierRoute	required once		string	
ExpressMailLabelResponse / LogMessage	optional	A text message for integrators of this API. It may contain additional information about this particular request/response, or general information about the API or Web Tools. In typical implementations, whenever this tag is encountered, the message is written to the console log file for later analysis.	string	
ExpressMailLabelCertifyResponse	required once		(alias)	

### 2.2.3 Response Example


```
?xml version="1.0" encoding="UTF-8" ?>
<ExpressMailLabelCertifyResponse xmlns:xsi="http://www.w3.org/2001/XMLSchema-instance">
  <ToFirstName>ToFirstName0</ToFirstName>
  <ToLastName>ToLastName0</ToLastName>
  <ToFirm>ToFirm0</ToFirm>
  <ToAddress1>ToAddress10</ToAddress1>
  <ToAddress2>ToAddress20</ToAddress2>
  <ToCity>ToCity0</ToCity>
  <ToState>ToState0</ToState>
  <ToZip5>ToZip50</ToZip5>
  <ToZip4>ToZip40</ToZip4>
  <Postage>0</Postage>
  <EMConfirmationNumber>EMConfirmationNumber0</EMConfirmationNumber>
  <EMLabel>ZGVmYXVsdA==</EMLabel>
  <EMReceipt>ZGVmYXVsdA==</EMReceipt>
  <RDC>RDC0</RDC>
  <InsuranceFee>2500</InsuranceFee>
  <Zone>Zone0</Zone>
  <CarrierRoute>CarrierRoute0</CarrierRoute>
  <LogMessage>LogMessage0</LogMessage>
</ExpressMailLabelCertifyResponse>
```

## 2.2.4 Label Diagram

<b>E</b>	POSTAGE REQUIRED
<b>USPS EXPRESS MAIL<sup>®</sup></b>	
JEAN P SARTRE 6406 IVY LANE GREENBELT MD 20770	(301) 555-4444
WAIVER OF SIGNATURE REQUESTED NO DELIVERY SATURDAY	0007
SHIP TO: JOHN DOE APT 404F 3900 CONNECTICUT AVE NW WASHINGTON DC 20008-2485	
<b>USPS EXPRESS MAIL</b>	
	
EO 999 996 946 US	
<b>POSTAL USE ONLY</b>	
Date In: No. Day Year	Time In: <input type="checkbox"/> AM <input type="checkbox"/> PM
Day of Delivery: <input type="checkbox"/> Next <input type="checkbox"/> Second	<input type="checkbox"/> 12 Noon <input type="checkbox"/> 3 PM
Return Receipt: <input type="checkbox"/> COD	Additional Insurance Fee

Instructions: Ensure that the Express Mail label is securely affixed to the shipping container.  
DO NOT place tape over any printed area of the shipping label.

Cut Along Line and Retain Bottom Portion For Your Records.  
If You Bring Your Item to the Post Office, Present this Record for a Proof of Mailing Receipt.

<b>EXPRESS MAIL</b> UNITED STATES POSTAL SERVICE <sup>®</sup>		<b>CUSTOMER Online Record</b>		<b>DO NOT MAIL</b>
<b>ORIGIN (POSTAL USE ONLY)</b>				
PO ZIP Code	Day of Delivery <input type="checkbox"/> Next <input type="checkbox"/> Second	Full Rate Envelope <input checked="" type="checkbox"/> Yes <input type="checkbox"/> No	<b>EO 999 996 946 US</b>	
Date In: Mo. Day Year	Time In: <input type="checkbox"/> 11:00AM <input type="checkbox"/> 1PM	Priority <b>\$ 17.50</b>	(B) WAIVER OF SIGNATURE (Domestic only). Additional merchandise insurance is void if waiver of signature is requested. (Each delivery to be made without obtaining signature of addressee or addressee's agent if delivery employee judges that article can be left in person's absence) and (a) where final delivery employee's signature constitutes and is proof of delivery.	
Day of Delivery: <input type="checkbox"/> Next <input type="checkbox"/> Second	<input type="checkbox"/> 12 Noon <input type="checkbox"/> 3 PM	Return Receipt Fee		
Return Receipt: <input type="checkbox"/> COD	Additional Insurance Fee	COI Fee		
Additional Insurance Fee	Additional Insurance Fee	Special Package Fee		
<b>CUSTOMER INFORMATION</b>				
FROM: JEAN P SARTRE 6406 IVY LANE GREENBELT MD 20770		TO: JOHN DOE APT 404F 3900 CONNECTICUT AVE NW WASHINGTON DC 20008-2485		
PHONE: (301) 555-4444		PHONE: (202) 656-1212		
FOR PICKUP OR TRACKING CALL 1-800-222-1811				
Updated: Jan-2004 <a href="http://www.usps.com">www.usps.com</a>				