

# Hold For Pickup

USPS Web Tools™

Application Programming Interface

Reference

Document Version 2.0b (01/22/2012)



## To Our Customers

In registering for use of the USPS Web Tools™ (Web Tools), you received a user ID that will allow you to begin sending calls to the server when you are ready. Any additional information or contact with you will occur as indicated on the registration form, please return to the Web Tools [eCommerce API Technical Guides site](#) for the most recent documentation for any of the Web Tools.

If you require technical support, contact the USPS Internet Customer Care Center (ICCC). This office is manned from 7:00 AM to 11:00 PM EST daily.

E-mail address: [uspstechsupport@esecurecare.net](mailto:uspstechsupport@esecurecare.net)

Telephone: 1-800-344-7779 (7:00 AM to 11:00 PM EST daily)

### USPS Customer Commitment

The United States Postal Service fully understands the importance of providing information and service anytime day or night to your Internet and e-commerce customers. For that reason, the USPS is committed to providing 24 x 7 service from our Web Tools servers, 365 days a year.

## Trademarks

Express Mail, First-Class Mail, Global Express Mail, GXG, Global Priority Mail, Parcel Post, Parcel Select, Priority Mail, Express Mail International, First Class Mail International, Priority Mail International, USPS, and ZIP + 4 are registered trademarks of the U.S. Postal Service.

Delivery Confirmation, Global Express Guaranteed, International Parcel Post, Priority Mail Global Guaranteed, Signature Confirmation, USPS Web Tools, and ZIP Code are trademarks of the U.S. Postal Service.

Microsoft and Visual Basic are registered trademarks of Microsoft Corporation.

Adobe Acrobat is a trademark of Adobe Systems Incorporated.

DUNS is a registered trademark of Dun & Bradstreet.

# Table of Contents

<b>1</b>	<b>Introduction.....</b>	<b>4</b>
<b>2</b>	<b>Hold For Pickup Facility Information API .....</b>	<b>4</b>
2.1	Hold For Pickup Facility Info Request.....	4
3.1.1	API Signature.....	4
2.1.2	Request Diagram.....	5
2.1.3	Request Parameters.....	7
2.1.4	Request Example .....	8
2.2	Hold For Pickup Facility Info Response.....	9
2.2.1	Response Diagram.....	9
2.2.2	Response Parameters.....	11
2.2.3	Response Example .....	13
<b>3</b>	<b>Hold For Pickup Express Mail Label API.....</b>	<b>15</b>
3.1	Hold For Pickup Express Request.....	15
3.1.1	API Signature.....	15
3.1.2	Request Diagram.....	16
3.1.3	Request Parameters.....	24
3.1.4	Request Example .....	32
3.2	Hold For Pickup Express Response.....	34
3.2.1	Response Diagram.....	34
3.2.2	Response Parameters.....	37
3.2.3	Label Example .....	40
3.2.4	Response Example .....	41

# 1 Introduction

Express Mail Hold For Pickup service is available for pickup at approximately 31,000 USPS locations. Shipments are available for pickup by the recipient or a designee at the designated Hold For Pickup location by either 10 a.m., noon, or 3 p.m., based on the Express Mail service standard.

Express Mail Hold For Pickup shipments are sent to a designated Hold For Pickup location -- such as a Post Office -- where the shipment is picked up within five calendar days. Each shipment is identified with the name and address of the sender, the name and address of the recipient, and the name and address of the designated Hold For Pickup location on the address label.

Express Mail Hold For Pickup service lets customers pick up shipments when it is convenient for them, with the assurance that their shipments are held safely and securely. Automatic notifications via e-mail or SMS text messaging are also available, using the USPS Web Tools Express Mail Hold For Pickup API.

Note: Express Mail Hold For Pickup is not available for International or APO/FPO destinations.

For additional information about Hold For Pickup, please refer to the [Domestic Mail Manual \(DMM®\)](#).

This document contains a Reference Guide to the Hold For Pickup APIs. See the Developer's Guide to Web Tools APIs to learn the administrative process for gaining access to the Web Tools APIs as well as the basic mechanism for calling the APIs and processing the results. The Developer's Guide also contains information on testing and trouble-shooting.

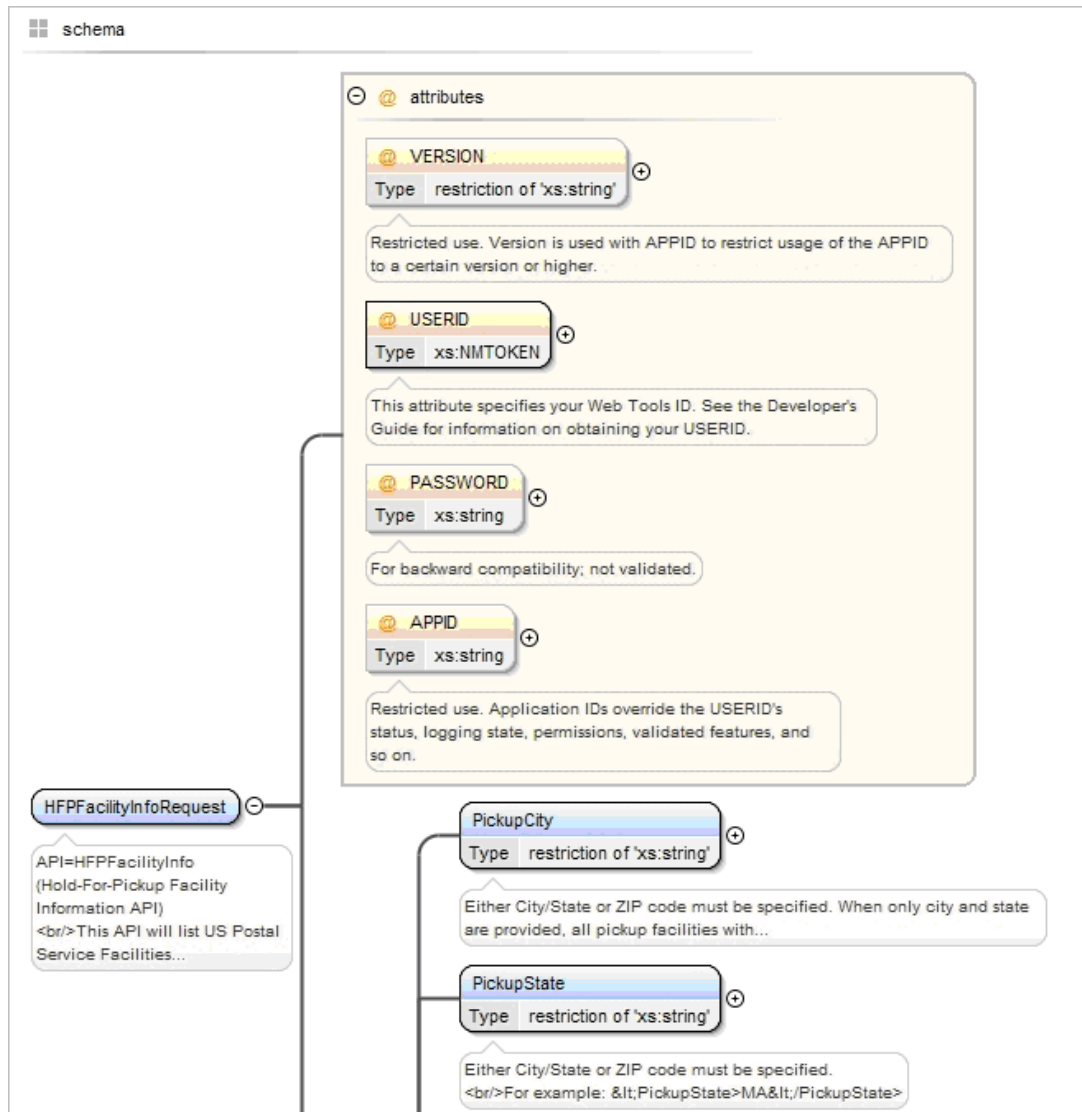
## 2 Hold For Pickup Facility Information API

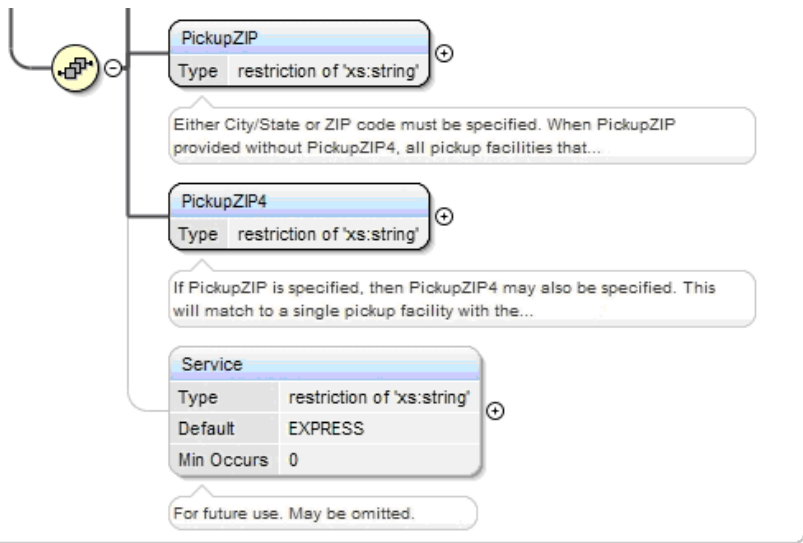
### 2.1 Hold For Pickup Facility Info Request

#### 3.1.1 API Signature

<i>Scheme</i>	<i>Host</i>	<i>Path</i>	<i>API</i>	<i>XML</i>
http://	production.shippingapis.com	/ShippingAPI.dll	?API=HFPPFacilityInfo	&XML=(see below)

## 2.1.2 Request Diagram





Hold-For-Pickup Facility Information API XML request tags

### 2.1.3 Request Parameters

Tag Name	Occurs	Description	Type	Validation
HFPFacilityInfoRequest	required once	API=HFPFacilityInfo (Hold-For-Pickup Facility Information API) This API will list US Postal Service Facilities where Hold-For-Pickup service is available. The response includes facilities based on ZIP code (five or nine digit) or City/State up to a maximum number of locations. The facility address or facility ID may be used as the destination in subsequent Hold-For-Pickup Label requests.	(group)	
HFPFacilityInfoRequest / @USERID	required	This attribute specifies your Web Tools ID. See the Developer's Guide for information on obtaining your USERID.	NMTOKEN	
HFPFacilityInfoRequest / @PASSWORD	optional	For backward compatibility; not validated.	string	
HFPFacilityInfoRequest / PickupCity	required once	Either City/State or ZIP code must be specified. When only city and state are provided, all pickup facilities with addresses within that city and state will be returned. For example: <PickupCity>Boston</PickupCity>	string	minLength=0 maxLength=23 whiteSpace=collapse
HFPFacilityInfoRequest / PickupState	required once	Either City/State or ZIP code must be specified. For example: <PickupState>MA</PickupState>	string	minLength=0 pattern=\w{2} pattern=
HFPFacilityInfoRequest / PickupZIP	required once	Either City/State or ZIP code must be specified. When PickupZIP provided without PickupZIP4, all pickup facilities that service that ZIP code are returned. For example: <PickupZIP>02111</PickupZIP>	string	minLength=0 pattern=\d{5} pattern=
HFPFacilityInfoRequest / PickupZIP4	required once	If PickupZIP is specified, then PickupZIP4 may also be specified. This will match to a single pickup facility with the given nine-digit ZIP code. For example: <PickupZIP4>9998</PickupZIP4>	string	minLength=0 pattern=\d{4} pattern=
HFPFacilityInfoRequest / Service	optional	For future use. May be omitted.	string	default=EXPRESS enumeration=EXPRESS

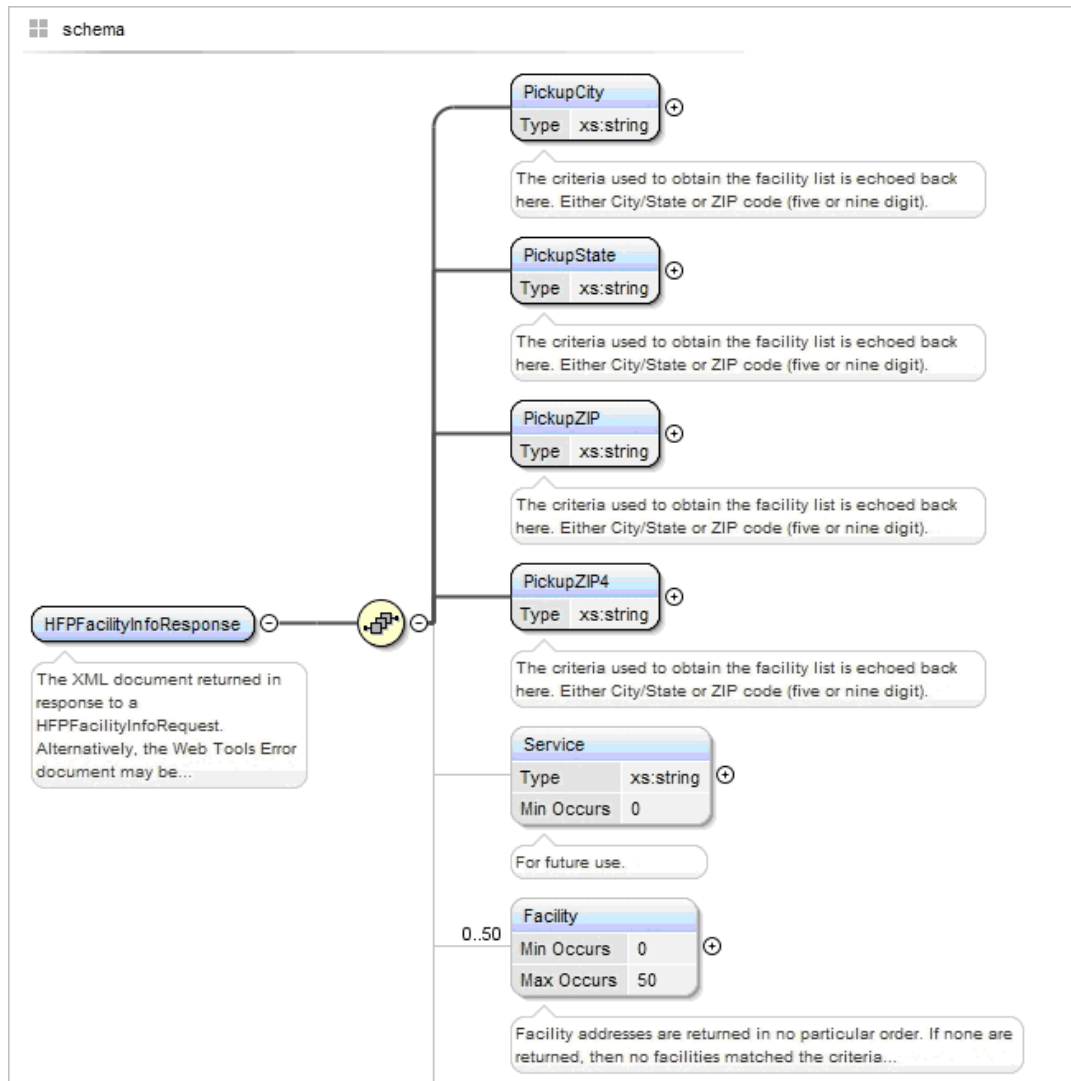
## 2.1.4 Request Example

```
<HFPPFacilityInfoRequest USERID="xxx">  
  <PickupCity />  
  <PickupState>DC</PickupState>  
  <PickupZIP>33952</PickupZIP>  
  <PickupZIP4 />  
  <Service />  
</HFPPFacilityInfoRequest>
```



## 2.2 Hold For Pickup Facility Info Response

### 2.2.1 Response Diagram



LogMessage	
Type	xs:string
Min Occurs	0

A text message for integrators of this API. It may contain additional information about this particular...

Hold-For-Pickup Facility Information API XML response tags

## 2.2.2 Response Parameters

Tag Name	Occurs	Description	Type	Validation
HFPFacilityInfoResponse	required once	The XML document returned in response to a HFPFacilityInfoRequest. Alternatively, the Web Tools Error document may be returned if the request could not be completed.	(group)	
HFPFacilityInfoResponse / PickupCity	required once	The criteria used to obtain the facility list is echoed back here. Either City/State or ZIP code (five or nine digit).	string	
HFPFacilityInfoResponse / PickupState	required once	The criteria used to obtain the facility list is echoed back here. Either City/State or ZIP code (five or nine digit).	string	
HFPFacilityInfoResponse / PickupZIP	required once	The criteria used to obtain the facility list is echoed back here. Either City/State or ZIP code (five or nine digit).	string	
HFPFacilityInfoResponse / PickupZIP4	required once	The criteria used to obtain the facility list is echoed back here. Either City/State or ZIP code (five or nine digit).	string	
HFPFacilityInfoResponse / Service	optional	For future use.	string	
HFPFacilityInfoResponse / Facility	optional repeating up to 50 times	Facility addresses are returned in no particular order. If none are returned, then no facilities matched the criteria given in the request. If there are more than 50 facilities found, the first 50 will be returned along with a maximum-exceeded advisory in the LogMessage tag.	(group)	
HFPFacilityInfoResponse / Facility / FacilityID	required once	ID of Pickup Facility. This value is used in the request for a Hold-For-Pickup Express Mail Label.	string	
HFPFacilityInfoResponse / Facility / FacilityName	required once	Name of Pickup Facility	string	
HFPFacilityInfoResponse / Facility / FacilityAddress	required once	Pickup Facility Address	string	
HFPFacilityInfoResponse / Facility / FacilityCity	required once	Pickup Facility City	string	
HFPFacilityInfoResponse / Facility / FacilityState	required once	Pickup Facility State	string	

<b>Tag Name</b>	<b>Occurs</b>	<b>Description</b>	<b>Type</b>	<b>Validation</b>
HFPFacilityInfoResponse / Facility / FacilityZIP	required once	Pickup Facility ZIP Code	string	
HFPFacilityInfoResponse / Facility / FacilityZIP4	required once	Pickup Facility ZIP Code+4	string	
HFPFacilityInfoResponse / Facility / Has10amCommitment	required once	Indicative of facility's hold-for-pickup availability. A value of "true" indicates packages can be available for pickup at 10:00 am local time.	boolean	
HFPFacilityInfoResponse / LogMessage	optional	A text message for integrators of this API. It may contain additional information about this particular request/response, or general information about the API or Web Tools. In typical implementations, whenever this tag is encountered, the message is written to the console log file for later analysis.	string	

### 2.2.3 Response Example

```
<HFPFacilityInfoResponse>
  <PickupCity/>
  <PickupState/>
  <PickupZIP>33952</PickupZIP>
  <PickupZIP4/>
  <Facility>
    <FacilityID>339482028B</FacilityID>
    <FacilityName>MURDOCK BRANCH</FacilityName>
    <FacilityAddress>19190 COCHRAN BLVD FRNT</FacilityAddress>
    <FacilityCity>PORT CHARLOTTE</FacilityCity>
    <FacilityState>FL</FacilityState>
    <FacilityZIP>33948</FacilityZIP>
    <FacilityZIP4>2028</FacilityZIP4>
    <Has10amCommitment>>false</Has10amCommitment>
  </Facility>
  <Facility>
    <FacilityID>339503627P</FacilityID>
    <FacilityName>PUNTA GORDA MAIN OFFICE</FacilityName>
    <FacilityAddress>130 E MARION AVE</FacilityAddress>
    <FacilityCity>PUNTA GORDA</FacilityCity>
    <FacilityState>FL</FacilityState>
    <FacilityZIP>33950</FacilityZIP>
    <FacilityZIP4>3627</FacilityZIP4>
    <Has10amCommitment>>false</Has10amCommitment>
  </Facility>
  <Facility>
```

<FacilityID>339528353B</FacilityID>

<FacilityName>PORT CHARLOTTE BRANCH</FacilityName>

<FacilityAddress>3740 TAMIAMI TRL</FacilityAddress>

<FacilityCity>PORT CHARLOTTE</FacilityCity>

<FacilityState>FL</FacilityState>

<FacilityZIP>33952</FacilityZIP>

<FacilityZIP4>8353</FacilityZIP4>

<Has10amCommitment>>false</Has10amCommitment>

</Facility>

<Facility>

<FacilityID>339541028B</FacilityID>

<FacilityName>PORT CHARLOTTE CARRIER AN</FacilityName>

<FacilityAddress>18100 PAULSON DR</FacilityAddress>

<FacilityCity>PORT CHARLOTTE</FacilityCity>

<FacilityState>FL</FacilityState>

<FacilityZIP>33954</FacilityZIP>

<FacilityZIP4>1028</FacilityZIP4>

<Has10amCommitment>>false</Has10amCommitment>

</Facility>

</HFPPFacilityInfoResponse>

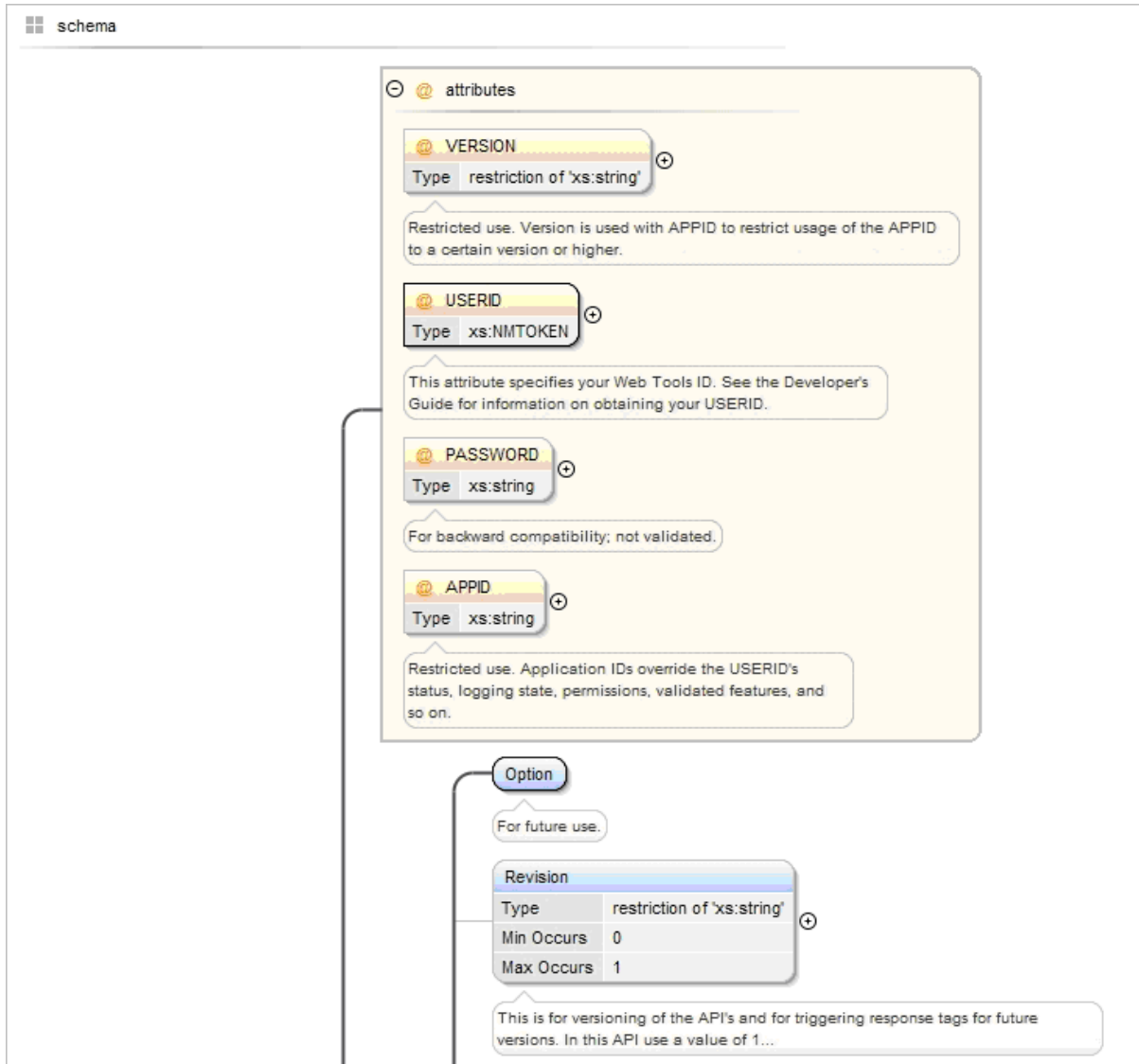
## 3 Hold For Pickup Express Mail Label API

### 3.1 Hold For Pickup Express Request

#### 3.1.1 API Signature

<b>Scheme</b>	<b>Host</b>	<b>Path</b>	<b>API</b>	<b>XML</b>
https://	secure.shippingapis.com	/ShippingAPI.dll	?API=HoldForPickupExpress	&XML=(see below)
https://	secure.shippingapis.com	/ShippingAPI.dll	?API=HoldForPickupExpressCertify	&XML=(see below)

### 3.1.2 Request Diagram





**EMCAccount** ⊕  
Type xs:string

For future use.

**EMCPassword** ⊕  
Type xs:string

For future use.

**ImageParameters**

For future use.

**FromFirstName** ⊕  
Type restriction of 'xs:string'

Values for either First and Last Name of Sender or Firm must be sent.  
Maximum Length: 26 characters for first and last...

**FromLastName** ⊕  
Type restriction of 'xs:string'

Values for either First and Last Name of Sender or Firm must be sent.  
Maximum Length: 26 characters for first and last...

**FromFirm** ⊕  
Type restriction of 'xs:string'

Values for either First and Last Name of Sender or Firm must be sent.  
Maximum Length: 26 characters for firm...

**FromAddress1** ⊕  
Type restriction of 'xs:string'

From address line 1. Use this tag for an apartment or suite number.  
<br/>For example: <FromAddress1>STE...

**FromAddress2** ⊕  
Type restriction of 'xs:string'

From address line 2.  
<br/>For example: &lt;FromAddress2>0000 ROCKLEDGE  
DR&lt;/FromAddress2>

**FromCity** ⊕  
Type restriction of 'xs:string'

From city.  
<br/>For example: &lt;FromCity>BETHESDA&lt;/FromCity>

**FromState** ⊕  
Type restriction of 'xs:string'

From state.  
<br/>For example: &lt;FromState>MD&lt;/FromState>

**FromZip5** ⊕  
Type restriction of 'xs:string'

From ZIP code.  
<br/>For example: &lt;FromZip5>210817&lt;/FromZip5>

**FromZip4** ⊕  
Type restriction of 'xs:string'

From ZIP+4 extension.  
<br/>For example: &lt;FromZip4/>

**FromPhone** ⊕  
Type restriction of 'xs:string'

From Phone #. 10 digits required (including area code), with no  
punctuation.  
<br/>For example:...

FromContactPreference	
Type	restriction of 'xs:string' ⊕
Default	EMAIL

This indicates how the sender will be notified that the package is available for pickup. Specify WAIVED if notification...

FromContactMessaging	
Type	restriction of 'xs:string' ⊕

This contains the email address or the text messaging address or is blank depending on the FromContactPreference tag....

POZipCode	
Type	restriction of 'xs:string' ⊕

ZIP Code of Post Office or collection box where item is mailed. Specify when different than FromZip5; otherwise, may be...

ToFirstName	
Type	restriction of 'xs:string' ⊕

This information pertains to the recipient of the package, not the pickup destination. Maximum length: 26 characters...

ToLastName	
Type	restriction of 'xs:string' ⊕

This information pertains to the recipient of the package, not the pickup destination. Maximum length: 26 characters...

ToFirm	
Type	restriction of 'xs:string' ⊕

This information pertains to the recipient of the package, not the pickup destination. Specify name of firm or leave...

ToAddress1	
Type	restriction of 'xs:string' ⊕

This information pertains to the recipient of the package, not the pickup destination. Recipient address line 1...

### HoldForPickupExpressRequest

API=HoldForPickupExpress  
(Hold-For-Pickup Express Mail Label  
API)  
<br/>This API can generate an Express  
Mail...

**ToAddress2**  
Type restriction of 'xs:string'

This information pertains to the recipient of the package, not the pickup destination. Recipient address line 2...

**ToCity**  
Type restriction of 'xs:string'

This information pertains to the recipient of the package, not the pickup destination. Recipient city.  
<br/><l>The "To"...

**ToState**  
Type restriction of 'xs:string'

This information pertains to the recipient of the package, not the pickup destination. Recipient state.  
<br/><l>The...

**ToZip5**  
Type restriction of 'xs:string'

This information pertains to the recipient of the package, not the pickup destination. Recipient ZIP code.  
<br/><l>The...

**ToZip4**  
Type restriction of 'xs:string'

This information pertains to the recipient of the package, not the pickup destination. Recipient ZIP+4...

**ToContactPreference**  
Type restriction of 'xs:string'  
Default EMAIL

This indicates how the recipient will be notified that the package is available for pickup. Specify WAIVED if...

ToContactMessaging	
Type	restriction of 'xs:string'

This contains the email address or the text messaging address or is blank depending on the ToContactPreference tag. If...

FacilityID	
Type	xs:string

A FacilityID obtained from the Hold-For-Pickup Facility Information API is required. FacilityID specifies the package...

WeightInOunces	
Type	restriction of 'xs:integer'
Default	0

Package weight. Items must weigh 70 pounds or less. If <FlatRate>true</FlatRate> is requested, no value is...

FlatRate	
Type	xs:boolean
Default	false
Min Occurs	0

Flat Rate Request. When this option is selected, the weight is not required.  
<br/>For example: <FlatRate/>

CommercialPrice	
Type	xs:boolean
Default	false
Min Occurs	0

For future use. May be omitted.

SeparateReceiptPage	
Type	xs:boolean
Default	false
Min Occurs	0

Label and Customer Online Record Printed on two separate pages. Enter "true" if you want the shipping label and online...

**ImageType**  
Type restriction of 'xs:string' ⊕

Label Image Type.  
<br/>For example: &lt;ImageType>PDF&lt;/ImageType>

**LabelDate**  
Type restriction of 'xs:string' ⊕  
Min Occurs 0

Date Package Will Be Mailed. Ship date may be today plus 0 to 3 days in advance. Enter the date in either format:...

**CustomerRefNo**  
Type restriction of 'xs:string' ⊕  
Min Occurs 0

User-assigned number for caller's use. Appears on label.  
<br/>For example:...

**SenderName**  
Type restriction of 'xs:string' ⊕  
Min Occurs 0

Name of E-mail Sender. If the HoldForPickupExpressRequest / RecipientEMail tag is specified, an e-mail is created and...

**SenderEMail**  
Type restriction of 'xs:string' ⊕  
Min Occurs 0

E-mail Address of Sender. A single valid e-mail address must be used. If the HoldForPickupExpressRequest /...

**RecipientName**  
Type restriction of 'xs:string' ⊕  
Min Occurs 0

Name of E-mail Recipient. If the HoldForPickupExpressRequest / RecipientEMail tag is specified, an e-mail is created...

RecipientEmail	
Type	restriction of 'xs:string'
Min Occurs	0

E-mail Address of Recipient. A single valid e-mail address must be used. If this tag is specified, an e-mail is created...

HoldForManifest	
Type	restriction of 'xs:string'
Default	N
Min Occurs	0

For future use. May be omitted.

InsuredAmount	
Type	restriction of 'xs:decimal'
Default	0
Min Occurs	0

Use this tag for entering an insurance amount, if applicable.  
<p>For example:...

substitutions

HoldForPickupExpressCertifyRequest

API=HoldForPickupExpressCertify  
This request is used by integrators to test their implementation of the API. The label...

Hold-For-Pickup Express Mail Label API XML request tags

### 3.1.3 Request Parameters

Tag Name	Occurs	Description	Type	Validation
HoldForPickupExpressRequest	required once	API=HoldForPickupExpress (Hold-For-Pickup Express Mail Label API) This API can generate an Express Mail Hold-For-Pickup label with a unique tracking number which is manifested with the customer-contact details provided in the request. When the package arrives at the destination Hold-For-Pickup facility, the customer is notified according to the indicated preference. The individual picking up the package will be required to present identification that agrees with the recipient information provided in the request as well as the last four digits of the tracking number. Facility addresses can be obtained interactively at USPS.com (Locate a Post Office) or programmatically via the HFP Facility Info API.	(group)	
HoldForPickupExpressRequest / @USERID	required	This attribute specifies your Web Tools ID. See the Developer's Guide for information on obtaining your USERID.	NMTOKEN	
HoldForPickupExpressRequest / @PASSWORD	optional	For backward compatibility; not validated.	string	
HoldForPickupExpressRequest / Option	required once	For future use.	empty	
HoldForPickupExpressRequest / Revision	optional repeating up to 1 times	This is for versioning of the API's and for triggering response tags for future versions. In this API use a value of 1 to trigger new functionality. For Example: 1	string	minLength=0 pattern=\d{1} pattern=
HoldForPickupExpressRequest / EMCAAccount	required once	For future use.	string	



Tag Name	Occurs	Description	Type	Validation
HoldForPickupExpressRequest / EMCAPassword	required once	For future use.	string	
HoldForPickupExpressRequest / ImageParameters	required once	For future use.	empty	
HoldForPickupExpressRequest / FromFirstName	required once	Values for either First and Last Name of Sender or Firm must be sent. Maximum Length: 26 characters for first and last names combined. For example: <FromFirstName>MT</FromFirstName>	string	maxLength=26 minLength=0 whiteSpace=collapse
HoldForPickupExpressRequest / FromLastName	required once	Values for either First and Last Name of Sender or Firm must be sent. Maximum Length: 26 characters for first and last names combined. For example: <FromLastName>MARTIAN</FromLastName>	string	minLength=0 maxLength=26 whiteSpace=collapse
HoldForPickupExpressRequest / FromFirm	required once	Values for either First and Last Name of Sender or Firm must be sent. Maximum Length: 26 characters for firm name. For example: <FromFirm>HP</FromFirm>	string	minLength=0 maxLength=26 whiteSpace=collapse
HoldForPickupExpressRequest / FromAddress1	required once	From address line 1. Use this tag for an apartment or suite number. For example: STE 150	string	minLength=0 maxLength=26 whiteSpace=collapse
HoldForPickupExpressRequest / FromAddress2	required once	From address line 2. For example: <FromAddress2>6600 ROCKLEDGE DR</FromAddress2>	string	minLength=1 maxLength=26 whiteSpace=collapse
HoldForPickupExpressRequest / FromCity	required once	From city. For example: <FromCity>BETHESDA</FromCity>	string	minLength=1 maxLength=23 whiteSpace=collapse
HoldForPickupExpressRequest / FromState	required once	From state. For example: <FromState>MD</FromState>	string	whiteSpace=collapse pattern=\w{2}
HoldForPickupExpressRequest / FromZip5	required once	From ZIP code. For example: <FromZip5>210817</FromZip5>	string	whiteSpace=collapse pattern=\d{5}

Tag Name	Occurs	Description	Type	Validation
HoldForPickupExpressRequest / FromZip4	required once	From ZIP+4 extension. For example: <FromZip4/>	string	whiteSpace=collapse pattern=\d{4} pattern=\d{0}
HoldForPickupExpressRequest / FromPhone	required once	From Phone #. 10 digits required (including area code), with no punctuation. For example: <FromPhone>5749416191</FromPhone>	string	whiteSpace=collapse pattern=\d{10}
HoldForPickupExpressRequest / FromContactPreference	required once	This indicates how the sender will be notified that the package is available for pickup. Specify WAIVED if notification is not desired. For example: <FromContactPreference>EMAIL</FromContactPreference>	string	default=EMAIL whiteSpace=collapse enumeration=EMAIL enumeration=SMS enumeration=WAIVED
HoldForPickupExpressRequest / FromContactMessaging	required once	This contains the email address or the text messaging address or is blank depending on the FromContactPreference tag. If the EMAIL or SMS enumeration is used in FromContactPreference, this value must be a syntactically-valid e-mail address. If WAIVED is used, this value must be blank. For example: <FromContactMessaging>user@anydomain.gov</FromContactMessaging>	string	maxLength=64 whiteSpace=collapse pattern=\w{0} pattern=([\w_-\.\.+]@(([\w-]+\.)+)[a-zA-Z]{2,4})
HoldForPickupExpressRequest / POZipCode	required once	ZIP Code of Post Office or collection box where item is mailed. Specify when different than FromZip5; otherwise, may be left blank. For example: <POZipCode/>	string	whiteSpace=collapse pattern=\d{5} pattern=\d{0}
HoldForPickupExpressRequest / ToFirstName	required once	This information pertains to the recipient of the package, not the pickup destination. Maximum length: 26 characters for both names. <i>The "To" address is used to identify the individual picking up the package at the pickup facility.</i> For example: <ToFirstName/>	string	minLength=1 maxLength=26 whiteSpace=collapse

Tag Name	Occurs	Description	Type	Validation
HoldForPickupExpressRequest / ToLastName	required once	This information pertains to the recipient of the package, not the pickup destination. Maximum length: 26 characters for both names. <i>The "To" address is used to identify the individual picking up the package at the pickup facility.</i> For example: <ToLastName/>	string	minLength=1 maxLength=26 whiteSpace=collapse
HoldForPickupExpressRequest / ToFirm	required once	This information pertains to the recipient of the package, not the pickup destination. Specify name of firm or leave blank. <i>The "To" address is used to identify the individual picking up the package at the pickup facility.</i> For example: <ToFirm>ABC CORPORATION</ToFirm>	string	minLength=0 maxLength=26 whiteSpace=collapse
HoldForPickupExpressRequest / ToAddress1	required once	This information pertains to the recipient of the package, not the pickup destination. Recipient address line 1 contains an apartment or suite number. <i>The "To" address is used to identify the individual picking up the package at the pickup facility.</i> For example: <ToAddress1/>	string	minLength=0 maxLength=26 whiteSpace=collapse
HoldForPickupExpressRequest / ToAddress2	required once	This information pertains to the recipient of the package, not the pickup destination. Recipient address line 2 contains the street address. <i>The "To" address is used to identify the individual picking up the package at the pickup facility.</i> For example: <ToAddress2>1234 MAIN ST</ToAddress2>	string	minLength=1 maxLength=26 whiteSpace=collapse
HoldForPickupExpressRequest / ToCity	required once	This information pertains to the recipient of the package, not the pickup destination. Recipient city. <i>The "To" address is used to identify the individual picking up the package at the pickup facility.</i> For example: <ToCity>ANYTOWN</ToCity>	string	minLength=1 maxLength=23 whiteSpace=collapse

Tag Name	Occurs	Description	Type	Validation
HoldForPickupExpressRequest / ToState	required once	This information pertains to the recipient of the package, not the pickup destination. Recipient state. <i>The "To" address is used to identify the individual picking up the package at the pickup facility.</i> For example: <ToState>MN</ToState>	string	whiteSpace=collapse pattern=\w{2}
HoldForPickupExpressRequest / ToZip5	required once	This information pertains to the recipient of the package, not the pickup destination. Recipient ZIP code. <i>The "To" address is used to identify the individual picking up the package at the pickup facility.</i> For example: <ToZip5>12345</ToZip5>	string	whiteSpace=collapse pattern=\d{5}
HoldForPickupExpressRequest / ToZip4	required once	This information pertains to the recipient of the package, not the pickup destination. Recipient ZIP+4 extension. <i>The "To" address is used to identify the individual picking up the package at the pickup facility.</i> For example: <ToZip4/>	string	whiteSpace=collapse pattern=\d{4} pattern=\d{0}
HoldForPickupExpressRequest / ToContactPreference	required once	This indicates how the recipient will be notified that the package is available for pickup. Specify WAIVED if notification is not desired. For example: <ToContactPreference>EMAIL</ToContactPreference >	string	default=EMAIL whiteSpace=collapse enumeration=EMAIL enumeration=SMS enumeration=WAIVED
HoldForPickupExpressRequest / ToContactMessaging	required once	This contains the email address or the text messaging address or is blank depending on the ToContactPreference tag. If the EMAIL or SMS enumeration is used in ToContactPreference, this value must be a syntactically-valid e-mail address. If WAIVED is used, this value must be blank. For example: <ToContactMessaging>user@anydomain.gov</ToContactMessaging>	string	maxLength=64 whiteSpace=collapse pattern=\w{0} pattern=(([\w_\- \.]+)@(([\w-]+\.)+)[a-zA-Z]{2,4})

Tag Name	Occurs	Description	Type	Validation
HoldForPickupExpressRequest / FacilityID	required once	A FacilityID obtained from the Hold-For-Pickup Facility Information API is required. FacilityID specifies the package destination; that is, the USPS facility where the package will be picked up. For example: <FacilityID>210454648P</FacilityID>	string	
HoldForPickupExpressRequest / WeightInOunces	required once	Package weight. Items must weigh 70 pounds or less. If <FlatRate>true</FlatRate> is requested, no value is required here. For example: <WeightInOunces>80</WeightInOunces>	integer	default=0 minInclusive=0 maxInclusive=1170
HoldForPickupExpressRequest / FlatRate	optional	Flat Rate Request. When this option is selected, the weight is not required. For example: <FlatRate/>	boolean	default=false
HoldForPickupExpressRequest / CommercialPrice	optional	For future use. May be omitted.	boolean	default=false
HoldForPickupExpressRequest / SeparateReceiptPage	optional	Label and Customer Online Record Printed on two separate pages. Enter "true" if you want the shipping label and online customer record printed on two separate pages or "false" if you want them printed on the same single page. For example: <SeparateReceiptPage>true</SeparateReceiptPage>	boolean	default=false
HoldForPickupExpressRequest / ImageType	required once	Label Image Type. For example: <ImageType>PDF</ImageType>	string	whiteSpace=collapse enumeration=PDF enumeration=TIF enumeration=NONE
HoldForPickupExpressRequest / LabelDate	optional	Date Package Will Be Mailed. Ship date may be today plus 0 to 3 days in advance. Enter the date in either format: dd-mmm-yyyy, such as 14-Feb-2001, or mm/dd/yyyy, such as 02/14/2001. For example: <LabelDate/>	string	whiteSpace=collapse pattern=\d{1,2}\d{1,2}\d{1,2}? pattern=\d{1,2}-\w{3}-\d{1,2}\d{1,2}? pattern=\d{0}

Tag Name	Occurs	Description	Type	Validation
HoldForPickupExpressRequest / CustomerRefNo	optional	User-assigned number for caller's use. Appears on label. For example: <CustomerRefNo>123-ABCD-56789F</CustomerRefNo>	string	minLength=0 maxLength=30 whiteSpace=collapse
HoldForPickupExpressRequest / SenderName	optional	Name of E-mail Sender. If the HoldForPickupExpressRequest / RecipientEMail tag is specified, an e-mail is created and sent to the recipient when the label is created. This e-mail contains the tracking number and the scheduled shipment date. SenderName, if specified, is used to sign the e-mail. For example: <SenderName/>	string	minLength=0 whiteSpace=collapse maxLength=50
HoldForPickupExpressRequest / SenderEMail	optional	E-mail Address of Sender. A single valid e-mail address must be used. If the HoldForPickupExpressRequest / RecipientEMail tag is specified, an e-mail is created and sent to the recipient when the label is created. This e-mail contains the tracking number and the scheduled shipment date. If SenderEMail is specified, then the e-mail is cc:'d to this address. It also appears as contact information in the body of the message. For example: <SenderEMail></SenderEMail>	string	whiteSpace=collapse maxLength=100 pattern=\w{0} pattern=(([\w_-\.\.]+)@(([\w-]+\.\.)+)[a-zA-Z]{2,4})
HoldForPickupExpressRequest / RecipientName	optional	Name of E-mail Recipient. If the HoldForPickupExpressRequest / RecipientEMail tag is specified, an e-mail is created and sent to the recipient when the label is created. This e-mail contains the tracking number and the scheduled shipment date. RecipientName, if specified, is used in the message salutation. For example: <RecipientName/>	string	minLength=0 whiteSpace=collapse maxLength=50

Tag Name	Occurs	Description	Type	Validation
HoldForPickupExpressRequest / RecipientEMail	optional	E-mail Address of Recipient. A single valid e-mail address must be used. If this tag is specified, an e-mail is created and sent to this recipient address when the label is created. This e-mail contains the tracking number and the scheduled shipment date. This tag is optional but it is the only tag required to activate the e-mail feature; SenderName, SenderEMail, and RecipientName are always optional. For example: <RecipientEMail></RecipientEMail>	string	whiteSpace=collapse maxLength=100 pattern=\w{0} pattern=( $[\backslashw\_ \backslash.]^+$ )@( $[\backslashw-]^+ \backslash.]^+$ )[a-zA-Z]{2,4}
HoldForPickupExpressRequest / InsuredAmount	optional	Use this tag for entering an insurance amount, if applicable. For example: <InsuredAmount>100.00</InsuredAmount>	decimal	default=0 minInclusive=0 maxInclusive=9999.99 totalDigits=8 whiteSpace=collapse
HoldForPickupExpressCertifyRequest	required once	API=HoldForPickupExpressCertify This request is used by integrators to test their implementation of the API. The label produced by this API must not enter the mail stream and the tracking number given is not valid and is not manifested.	(alias)	

### 3.1.4 Request Example

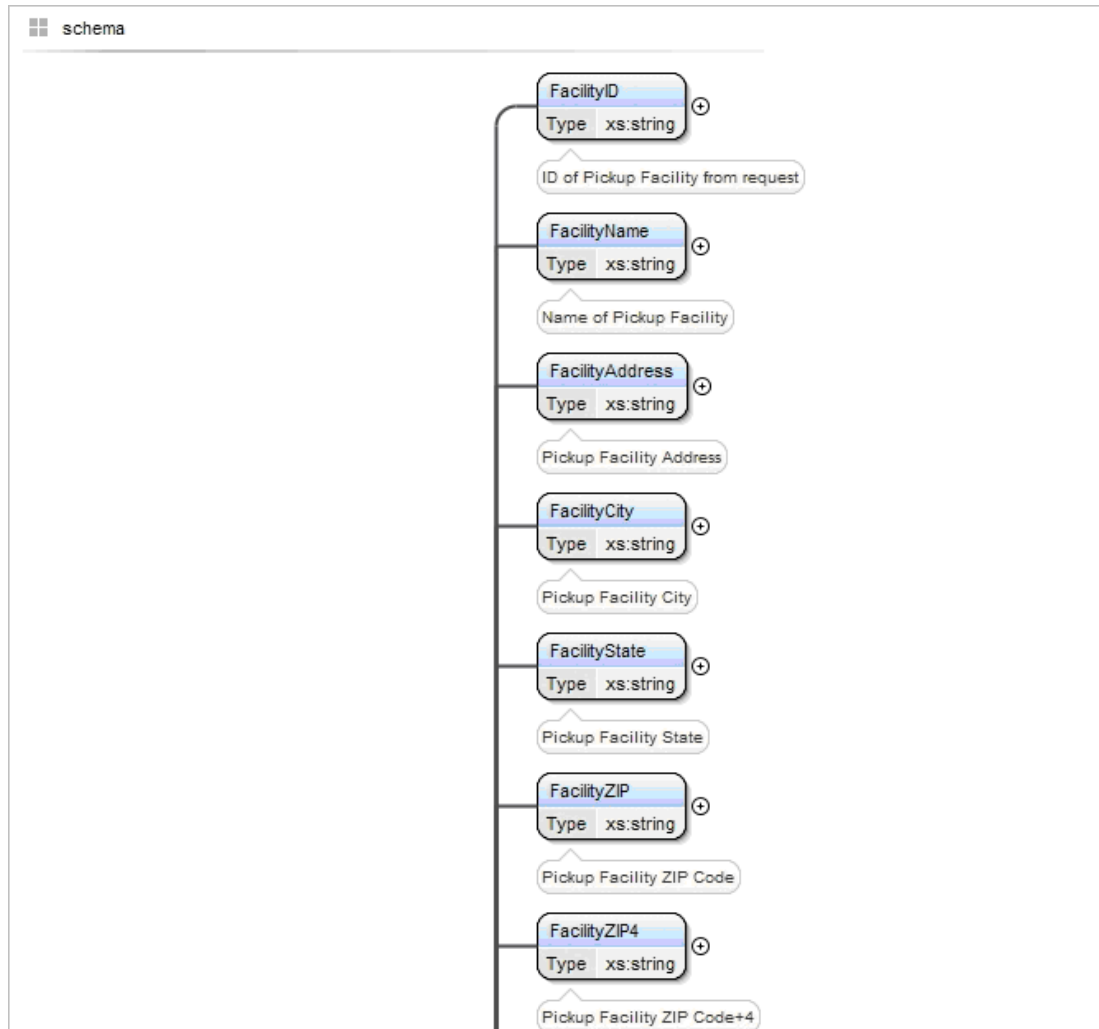
```
<?xml version="1.0" encoding="UTF-8" ?>
  <HoldForPickupExpressCertifyRequest xmlns:xsi="http://www.w3.org/2001/XMLSchema-instance"
  VERSION="0.0" USERID="USERID0" PASSWORD="PASSWORD0" APPID="APPID0">
    <Option />
    <Revision />
    <EMCAAccount>EMCAAccount0</EMCAAccount>
    <EMCAPassword>EMCAPassword0</EMCAPassword>
    <ImageParameters />
    <FromFirstName>FromFirstName0</FromFirstName>
    <FromLastName>FromLastName0</FromLastName>
    <FromFirm>FromFirm0</FromFirm>
    <FromAddress1>FromAddress10</FromAddress1>
    <FromAddress2>FromAddress20</FromAddress2>
    <FromCity>FromCity0</FromCity>
    <FromState>00</FromState>
    <FromZip5>00000</FromZip5>
    <FromZip4 />
    <FromPhone>0000000000</FromPhone>
    <FromContactPreference>EMAIL</FromContactPreference>
    <FromContactMessaging />
    <POZipCode />
    <ToFirstName>ToFirstName0</ToFirstName>
    <ToLastName>ToLastName0</ToLastName>
    <ToFirm>ToFirm0</ToFirm>
    <ToAddress1>ToAddress10</ToAddress1>
    <ToAddress2>ToAddress20</ToAddress2>
    <ToCity>ToCity0</ToCity>
    <ToState>00</ToState>
    <ToZip5>00000</ToZip5>
    <ToZip4 />
    <ToContactPreference>EMAIL</ToContactPreference>
```

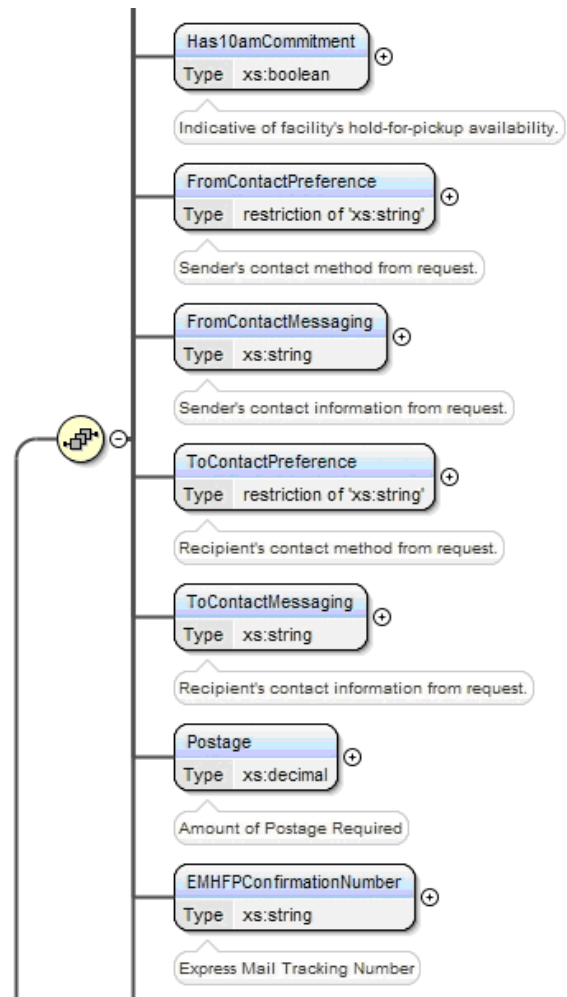


```
<ToContactMessaging />  
<FacilityID>FacilityID0</FacilityID>  
<WeightInOunces>0</WeightInOunces>  
<FlatRate>>false</FlatRate>  
<CommercialPrice>>false</CommercialPrice>  
<SeparateReceiptPage>>false</SeparateReceiptPage>  
<ImageType>PDF</ImageType>  
<LabelDate />  
<CustomerRefNo>CustomerRefNo0</CustomerRefNo>  
<SenderName>SenderName0</SenderName>  
<SenderEMail />  
<RecipientName>RecipientName0</RecipientName>  
<RecipientEMail />  
<HoldForManifest>N</HoldForManifest>  
<InsuredAmount>0.0</InsuredAmount>  
</HoldForPickupExpressCertifyRequest>
```

## 3.2 Hold For Pickup Express Response

### 3.2.1 Response Diagram





HoldForPickupExpressResponse

The XML document returned in response to a HoldForPickupExpressRequest. Alternatively, the Web Tools Error document may...

EMHFPLabel	
Type	xs:base64Binary
Min Occurs	0

Express Mail Label, if requested (where <ImageType> tag not "None")

EMHFReceipt	
Type	xs:base64Binary
Min Occurs	0

Separate Express Mail Customer Online Record, if requested using <SeparateReceiptPage> tag

RDC	
Type	xs:string
Min Occurs	0
Max Occurs	1

InsuranceFee	
Type	restriction of 'xs:decimal'
Min Occurs	0

Zone	
Type	xs:string

LogMessage	
Type	xs:string
Min Occurs	0

A text message for integrators of this API. It may contain additional information about this particular...

substitutions

HoldForPickupExpressCertifyResponse

The XML document returned in response to a HoldForPickupExpressCertifyRequest. Alternatively, the Web Tools Error...

### 3.2.2 Response Parameters

Tag Name	Occurs	Description	Type	Validation
HoldForPickupExpressResponse	required once	The XML document returned in response to a HoldForPickupExpressRequest. Alternatively, the Web Tools Error document may be returned if the request could not be completed.	(group)	
HoldForPickupExpressResponse / FacilityID	required once	ID of Pickup Facility from request	string	
HoldForPickupExpressResponse / FacilityName	required once	Name of Pickup Facility	string	
HoldForPickupExpressResponse / FacilityAddress	required once	Pickup Facility Address	string	
HoldForPickupExpressResponse / FacilityCity	required once	Pickup Facility City	string	
HoldForPickupExpressResponse / FacilityState	required once	Pickup Facility State	string	
HoldForPickupExpressResponse / FacilityZIP	required once	Pickup Facility ZIP Code	string	
HoldForPickupExpressResponse / FacilityZIP4	required once	Pickup Facility ZIP Code+4	string	
HoldForPickupExpressResponse / Has10amCommitment	required once	Indicative of facility's hold-for-pickup availability.	boolean	
HoldForPickupExpressResponse / FromContactPreference	required once	Sender's contact method from request.	string	enumeration=EMAIL enumeration=SMS enumeration=WAIVED
HoldForPickupExpressResponse / FromContactMessaging	required once	Sender's contact information from request.	string	


Tag Name	Occurs	Description	Type	Validation
HoldForPickupExpressResponse / ToContactPreference	required once	Recipient's contact method from request.	string	enumeration=EMAIL enumeration=SMS enumeration=WAIVED
HoldForPickupExpressResponse / ToContactMessaging	required once	Recipient's contact information from request.	string	
HoldForPickupExpressResponse / Postage	required once	Amount of Postage Required	decimal	
HoldForPickupExpressResponse / EMHFPCConfirmationNumber	required once	Express Mail Tracking Number	string	
HoldForPickupExpressResponse / EMHFPLabel	optional	Express Mail Label, if requested (where <ImageType> tag not "None")	base64Binary	
HoldForPickupExpressResponse / EMHFPRceipt	optional	Separate Express Mail Customer Online Record, if requested using <SeparateReceiptPage> tag	base64Binary	
HoldForPickupExpressResponse / RDC	optional repeating up to 1 times		string	
HoldForPickupExpressResponse / InsuranceFee	optional		decimal	minExclusive=0.0 maxInclusive=5000
HoldForPickupExpressResponse / Zone	required once		string	
HoldForPickupExpressResponse / LogMessage	optional	A text message for integrators of this API. It may contain additional information about this particular request/response, or general information about the API or Web Tools. In typical implementations, whenever this tag is encountered, the message is written to the console log file for later analysis.	string	

<b>Tag Name</b>	<b>Occurs</b>	<b>Description</b>	<b>Type</b>	<b>Validation</b>
HoldForPickupExpressCertifyResponse	required once	The XML document returned in response to a HoldForPickupExpressCertifyRequest. Alternatively, the Web Tools Error document may be returned if the request could not be completed.	(alias)	

### 3.2.3 Label Example

<b>E</b>	<b>POSTAGE REQUIRED</b>
<b>USPS EXPRESS MAIL®</b>	
<b>FROM: (Required)</b> CLEM CADIDDLEHOPPER 6600 ROCKLEDGE DR. BETHESDA MD 20817 <span style="float: right;">0007</span>	
<b>HOLD FOR PICKUP</b>	
<b>HOLD FOR: (Contact Required)</b> Name & Address of Recipient (ID Purposes Only)  TOPO GIGO 1600 PENNSYLVANIA AVENUE WASHINGTON DC 20500	
<b>PICKUP LOCATION (Required)</b>	
At Post Office: AGUADILLA MAIN OFFICE Street Address: 50 CARR 459 STE 1 City: AGUADILLA State: PR ZIP + 4: 00603 - 9998	
<b>USPS EXPRESS MAIL</b>	
 <b>AJ 999 992 096 US</b>	
<b>POSTAL USE ONLY</b>	
Date In: Month Day Year	Time In: <input type="checkbox"/> AM <input type="checkbox"/> PM
Pickup Availability Date: ___/___/___	<input type="checkbox"/> 10 AM <input type="checkbox"/> 12 Noon <input type="checkbox"/> 3 PM
Return Receipt	Additional Insurance Fee

Use Express Mail packaging or stickers. Securely affix label to mail piece. Do not tape over barcode or "Origin Postal Use Only" section. Service guarantees begin with the acceptance processing of this item when the item is returned to the Post Office after being collected during delivery/ collection, from an Express Mail Collection box, or brought to a USPS retail location. This Online Receipt must be presented to Postal personnel if applying for a service related refund. Refunds for unused postage paid labels can be requested online 10 days from the print date.

<b>EXPRESS MAIL</b>		<b>DO NOT MAIL</b>	
<b>EXPRESS MAIL HOLD FOR PICKUP</b>		<b>CUSTOMER Online Receipt</b>	
<small>UNITED STATES POSTAL SERVICE®</small>		<b>PICKUP LOCATION</b>	
<b>ORIGIN POSTAL USE ONLY</b>		<b>PICKUP LOCATION</b>	
PO ZIP Code	Pickup Availability Date	File Rate	
Date In: ___/___/___	Time: <input type="checkbox"/> NOON <input type="checkbox"/>	Postage	
		Return Receipt Fee	
<input type="checkbox"/> AM <input type="checkbox"/> PM	Contents Value	CCB Fee	
Weight: lbs. <b>61</b> ozs. <b>11</b>	Employee Initials	Taxes, Surcharges & Fees	
Contact			
		 <b>AJ 999 992 096 US</b>	
		Pickup Location: AGUADILLA MAIN OFFICE Street Address: 50 CARR 459 STE 1 City: AGUADILLA State: PR ZIP + 4: 00603 - 9998	
<b>CUSTOMER INFORMATION</b>			
<b>FROM:</b>		<b>TO:</b>	
CLEM CADIDDLEHOPPER 6600 ROCKLEDGE DR. BETHESDA MD 20817		TOPO GIGO 1600 PENNSYLVANIA AVENUE WASHINGTON DC 20500	
<small>Label 11 - HFPW May 2008</small>		<small>Label 1 of 1</small>	
<b>FOR TRACKING CALL 1-800-222-1811</b>		<a href="http://usps.com">usps.com</a>	

**USPS Employee:** For service failure refunds, follow existing refund procedures. Attach the Customer Online Receipt to the PS Form 3533 and send copies of both to the Express Mail Office for recording.



### 3.2.4 Response Example

```
<?xml version="1.0" encoding="UTF-8" ?>
<HoldForPickupExpressResponse xmlns:xsi="http://www.w3.org/2001/XMLSchema-instance">
  <FacilityID>FacilityID0</FacilityID>
  <FacilityName>FacilityName0</FacilityName>
  <FacilityAddress>FacilityAddress0</FacilityAddress>
  <FacilityCity>FacilityCity0</FacilityCity>
  <FacilityState>FacilityState0</FacilityState>
  <FacilityZIP>FacilityZIP0</FacilityZIP>
  <FacilityZIP4>FacilityZIP40</FacilityZIP4>
  <Has10amCommitment>>false</Has10amCommitment>
  <FromContactPreference>EMAIL</FromContactPreference>
  <FromContactMessaging>FromContactMessaging0</FromContactMessaging>
  <ToContactPreference>EMAIL</ToContactPreference>
  <ToContactMessaging>ToContactMessaging0</ToContactMessaging>
  <Postage>0</Postage>
  <EMHFPCConfirmationNumber>EMHFPCConfirmationNumber0</EMHFPCConfirmationNumber>
  <EMHFPLabel>ZGVmYXVsdA==</EMHFPLabel>
  <EMHFPRceipt>ZGVmYXVsdA==</EMHFPRceipt>
  <RDC>RDC0</RDC>
  <InsuranceFee>2500</InsuranceFee>
  <Zone>Zone0</Zone>
  <LogMessage>LogMessage0</LogMessage>
</HoldForPickupExpressResponse>
```