

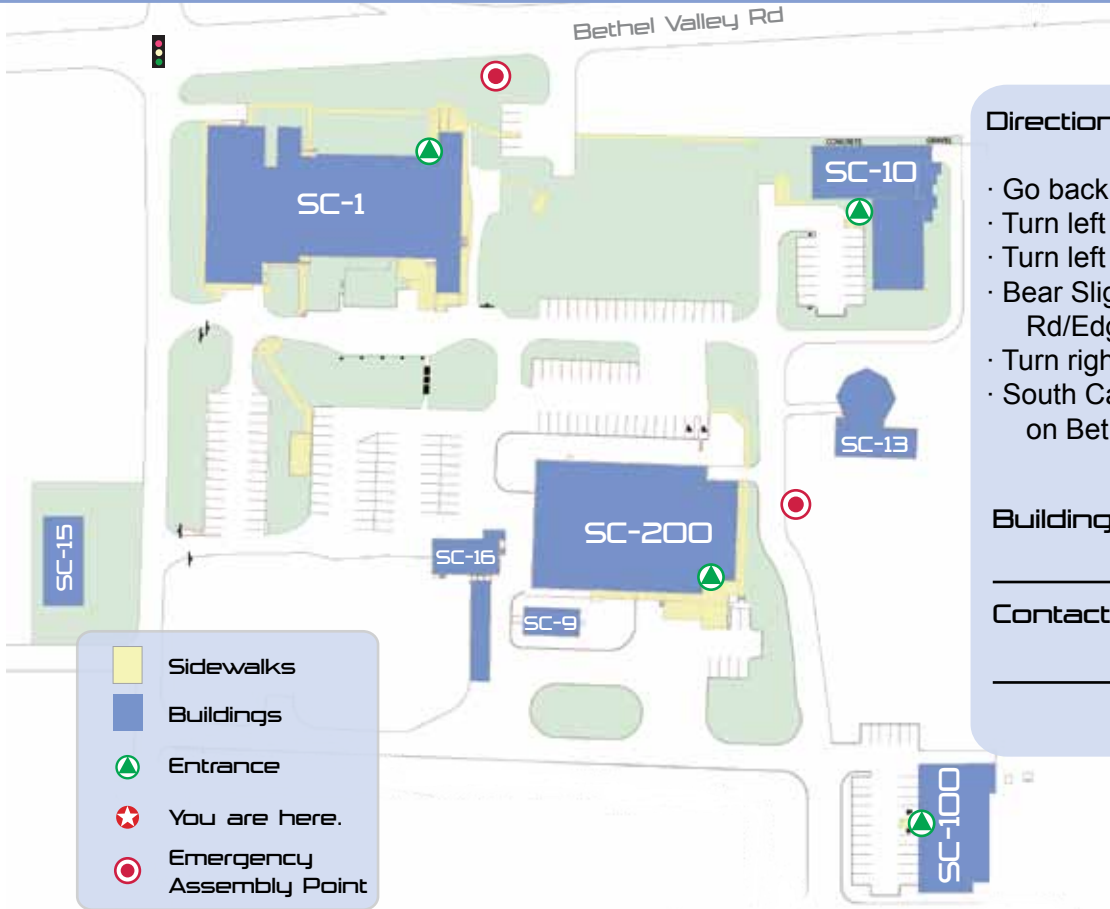


-  Sidewalks
-  Buildings
-  Entrance
-  You are here.
-  Emergency Assembly Point

 To ORAU Way

Building	Room/Office
Contact Name + Number	

Building	Group	Building	Group	Building	Group
MC-130 (CAB)		MC-212		SC-1	
	NIOSH	1st	ISD	Upper	IEAV
	NSEMP		PTT		ISD
	Business Development	2nd	PTT		ESH
	Executive Space	3rd	STRI		PTP
					HR
					REAC\TS
MC-120 (Energy)		MC-100		Lower	IEAV
Upper	EML	1st	SEP Technology Class		PTP
	FinOps		Executive Public Space		REAC\TS
	Business Development		HR\SEP Public Space		
	PCA		HR		
Lower	FinOps	2nd	SEP	SC-10	IEAV
	ISD	3rd	SEP		OEWB
			ISD		REAC\TS
			Future Expansion	SC-200	
MC-210 (OAB)		4th	Executive Space		FTD
Upper	Pollard Auditorium		Business Development	SC-100	
	OEWB-CER		CM		FTD
Lower	OEWB-CER				
	S&S				
	CM				
	ISD				



Directions from Main Campus:

- Go back out to ORAU Way
- Turn left onto ORAU Way
- Turn left at S Illinois Ave/TN-62 (2.9 mi)
- Bear Slight right toward Bethel Valley Rd/Edgemoor Rd (0.2 mi)
- Turn right at Bethel Valley Rd/Edgemoor Rd
- South Campus will be on your left at stop light on Bethel Valley Road

Building Room/Office

Contact Name + Number
