



U.S. DEPARTMENT OF JUSTICE AUDIT OF THE NATIONAL INSTITUTE OF JUSTICE'S PRACTICES FOR AWARDING GRANTS AND CONTRACTS IN FISCAL YEARS 2005 THROUGH 2007

U.S. Department of Justice
Office of the Inspector General
Audit Division

Audit Report 09-38
September 2009

The National Institute of Justice's Practices for Awarding Grants and Contracts in Fiscal Years 2005 through 2007

EXECUTIVE SUMMARY

The National Institute of Justice (NIJ), a bureau within the Department of Justice's Office of Justice Programs (OJP), performs research, development, and evaluation of crime control and justice issues. The NIJ also funds technology research and development primarily through grants, cooperative agreements, contracts, and other funding mechanisms.¹

In an explanatory statement accompanying the 2008 Appropriations Act, Congress directed the Office of the Inspector General (OIG) to audit competitive NIJ programs, projects, and activities, including contracts and grants, awarded in the last three fiscal years to determine whether these grants and contracts were awarded through a fair and open competitive process. In response, the OIG initiated this audit to: (1) evaluate whether competitive NIJ grants and contracts awarded in fiscal years (FY) 2005 through 2007 were awarded based on fair and open processes; (2) determine whether non-competitive NIJ grants and contracts awarded in those fiscal years were properly justified; and (3) identify costs related to NIJ grants and contracts that were administrative in nature and explain how those costs were determined.² We performed audit work at the NIJ headquarters in Washington, D.C., from March 2008 through July 2009.

To accomplish our objectives, we first obtained data from OJP that showed from FYs 2005 through 2007 the NIJ awarded:

- 1,459 grants and grant supplements totaling more than \$567 million, and

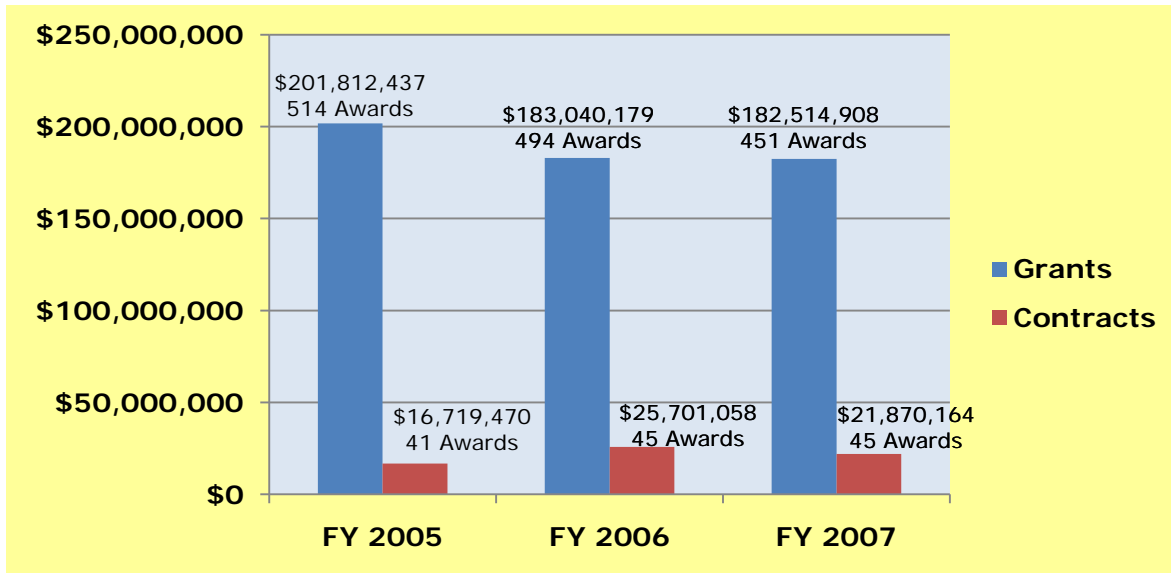
¹ The NIJ awards both grants and cooperative agreements when the principal purpose of the relationship between the NIJ and the recipient is the transfer of money or anything of value to the eligible recipient. The NIJ uses a cooperative agreement when substantial involvement is anticipated between the NIJ and the recipient during performance of the funded activity. When such substantial involvement is not anticipated, the NIJ uses a grant as the funding instrument. In this report we refer to both cooperative agreement and grant awards as grants.

² While our audit work concentrated on the NIJ's grant and contract awards in FYs 2005 through 2007, we expanded our testing to awards made outside this time period as necessary to fully explore the NIJ's competitive award practices.

- 131 contract actions totaling more than \$64 million.³

Exhibit 1 illustrates NIJ grant and contract awards over the 3-year period of our review.

Exhibit 1: FY 2005 through FY 2007 NIJ Grant and Contract Awards



Source: Office of Justice Programs

Next, we judgmentally selected a sample of the NIJ grant and contract awards for testing. We tested each sampled grant and contract to determine if the: (1) awards were properly advertised to potential awardees, (2) grant applications and contract proposals were adequately evaluated against the grant or contract award criteria, (3) award decisions and bases for the awards were adequately documented, and (4) award processes were free of any actual or potential conflict of interest issues.

We also analyzed all competitive grant and contract awards during the 3-year audit period to identify the administrative costs associated with the awards and to explain how those costs were determined.

³ The universe of contracts provided to us by OJP identified 406 transactions as contract awards totaling more than \$71 million. We determined that 233 of the transactions, totaling \$1,112,690, were actually not contract awards, but were transactions for travel and other reimbursements. Therefore, we excluded these 233 transactions from our review. In addition, we excluded an additional 42 transactions totaling \$6,047,870 that were for agreements such as interagency agreements, intergovernmental agreements, and intergovernmental personnel agreements.

Results in Brief

Overall, for the grant awards we tested, deficiencies in administrative practices and controls did not allow OJP and the NIJ to demonstrate that grant award practices were based on fair and open competition. The NIJ did not maintain adequate pre-award records to document that its grant award process ensured a fair and open competition. In addition, we identified instances where NIJ staff involved in the grant award process had potential conflicts of interest with grantees receiving awards, but nevertheless participated in the approval process for the grants in question. We also found that the NIJ's grant application review process, including initial program office reviews, peer reviews, documentation of program office recommendations, and documentation of NIJ Director selections, raised concerns about the fairness and openness of the competition process. In addition, we found that the NIJ did not have knowledge of grantees' lobbying activities when making the award decisions because NIJ grantees and sub-grantees did not fully disclose lobbying activities that were potentially related to the NIJ grants or sub-grants.

For the non-competitive grants we tested, the NIJ usually did not document the basis for non-competitively awarding discretionary grant funds. We also found instances where the NIJ improperly directed a grantee to use a specific organization to perform sub-grantee work without documenting the basis for directing that the work be non-competitively awarded to the organization.

For the competitive contract awards we tested, we found that certain aspects of the award process, such as approved requisitions, certifications of fund availability, and conflict of interest forms, were not consistently documented for the awards. For the non-competitive contract awards we tested, we found that the NIJ did not adequately justify the sole-source basis for some awards. As a result, the NIJ could not demonstrate that these contract awards were properly exempt from the competitive process required by government contracting regulations.

We also attempted to identify costs related to NIJ grants and contracts that were administrative in nature to examine how those costs were determined. However, we were not able to do this for all of the 1,459 grants listed on the grant universe listing provided by OJP. We found that 2 of the 1,459 grants were adjusting accounting entries and not actual grant awards for the period we reviewed. For 57 of the remaining 1,457 NIJ grants awarded during FYs 2005 through 2007, the grant budgets maintained in the OJP's Grants Management System (GMS) did not match the grant award amounts. Without the final budgets, we were unable to determine the

administrative costs for these 57 grants. For the remaining 1,400 grants, we reviewed the final grant budgets and determined the administrative costs for the grants totaled about \$64.1 million, or about 12 percent of the \$551 million awarded for these grants. We found that 812 of the 1,400 grants had no administrative costs, while the administrative costs for the remaining 588 grants ranged from 0.03 to 65.65 percent of the total grant award amounts.

For 130 of the 131 contracts awarded by NIJ during FYs 2005 through 2007, we determined the administrative costs totaled about \$990,000, or about 1.5 percent of the \$64 million awarded for these contracts. The administrative costs were not readily identifiable for the other contract. We found that 86 of the 130 contracts had no administrative costs, while the administrative costs for the remaining 44 contracts ranged from 0.02 to 41 percent of the total contract award amounts.

In this report, we make nine recommendations to help improve the NIJ's grant and contract award processes and to ensure that grant and contract awards are based on fair and open competition or adequately justified when making the awards on a non-competitive basis.

Our report contains detailed information on the full results of our review of the NIJ's grant and contract award processes. The remaining sections of this Executive Summary explain in more detail our audit findings.

Background on the NIJ's Grant and Contract Award Processes

The NIJ's process for awarding grants and cooperative agreements generally begins with the issuance of a solicitation that describes the purpose of available funding, the eligibility requirements to apply for the funding, and the criteria for evaluating eligible applications. During FYs 2005 through 2007, the NIJ released about 40 solicitations annually, each of which pertained to a narrow range of research. The focus of NIJ's solicitations varies from year to year based on research priorities and available funding.

Proposals received are reviewed by independent peer review panels organized by NIJ that are comprised of subject-matter experts from academia, industry, and government organizations, along with practitioners from federal, state, and local agencies. The peer review panel reviews the proposals to identify strengths and weaknesses and to make recommendations on whether the applications should be given further consideration for funding. The peer review panel recommendations are advisory and are used by the NIJ Program Managers in evaluating proposals

and by the NIJ Director in making final award decisions. After the peer review, NIJ Program Managers recommend individual proposals to the NIJ Director, who makes final award decisions. The NIJ Director reviews and approves all solicitations, grants, cooperative agreements, and contracts. Annual awards include initial awards and supplements to previous awards.

Funding is available through discretionary grants that may be awarded either competitively or non-competitively, and through the use of non-discretionary congressional earmarks and formula grants that are awarded non-competitively. Available discretionary funds are announced in the Federal Register or through program solicitations publicized on OJP's website or on the grants.gov website.⁴ Generally, discretionary grants are awarded on a competitive basis to public and private agencies and private non-profit organizations. However, certain discretionary programs may be awarded on a non-competitive basis. According to data provided by the NIJ, about 60 percent of the NIJ grant awards during FYs 2005 through 2007 were either wholly or partially awarded on a competitive basis.

The NIJ purchases goods and services, such as DNA testing, conference management, and grant management support through contracts awarded either competitively or non-competitively. The requirements for competing acquisitions, and documenting the bases for non-competitive acquisitions, are contained in the Federal Acquisition Regulation and depend on variables such as the amount of the contract award and type of contract used.

Audit Findings

This audit report contains three findings related to the NIJ's competitive award practices, the NIJ's non-competitive award practices, and the administrative costs included in grants and contracts. Details of each finding are discussed in the following sections.

Finding 1 – Competitive Award Practices

The first finding discusses the NIJ's processes and practices for awarding competitive grants and contracts. The following sections detail our concerns related to these competitive processes and practices.

⁴ Grants.gov is a website managed by the Department of Health and Human Services that contains information about finding and applying for federal grant programs.

Grant Award Processes and Practices

We judgmentally sampled 15 competitive grants out of the 874 competitive grants awarded by the NIJ during FYs 2005 through 2007 and analyzed the actions taken by NIJ to award the grants. The 15 competitive grants resulted from 10 solicitations that produced 315 applications.⁵ Based on our review of the 315 applications, we determined that the NIJ:

- did not maintain adequate pre-award records to allow us to fully assess whether awards were based on fair and open competition;
- did not adequately address the appearance of conflicts of interest for program managers and management personnel involved in the award process; and
- grant application review process, including initial program office reviews, peer reviews, documentation of program office recommendations, and documentation of NIJ Director selections, raised concerns about the fairness and openness of the competition process.

We concluded that for the grants we tested deficiencies in administrative practices and controls did not allow the NIJ to demonstrate that grant award practices were based on fair and open competition.

Pre-award Records

The NIJ did not comply with documentation requirements for pre-award grant files and thus could not demonstrate that grant awards were based on fair and open competition. Federal agencies are required by 44 U.S.C. § 31 to maintain adequate and proper documentation of the organization, functions, policies, decisions, procedures, and essential transactions of the agency. OJP's internal guidance also requires that records be maintained of pre-award activity related to grant applications, such as the application or proposal, evaluation papers, notes, recommendations for award, letters of denial, and related papers and correspondence.

⁵ One of the 10 solicitations included 2 parts for separate grant awards for the NIJ's Office of Science and Technology (OST) and the NIJ's Office of Research and Evaluation (ORE). The OST applications under this one solicitation followed a separate peer review process than did the ORE applications. Therefore, for analysis purposes, we considered the solicitation as 2 separate solicitations and we evaluated the peer review process for the 11 solicitations.

NIJ grant managers are required to perform an initial review of applications to ensure the information presented is reasonable, understandable, measurable, and achievable, as well as consistent with program or legislative requirements and agency objectives. We interviewed NIJ grant managers and determined that case files were not created which would demonstrate that the applications had been properly evaluated. Instead, it was left up to individual NIJ grant managers to maintain required pre-award documentation. We found that grant managers kept different documentation pertaining to the pre-award activity, with some managers keeping most of the documentation, others keeping little, and still others had left the NIJ and any files they may have had could not be found.

A centralized file containing limited pre-award records (such as the application) was maintained electronically in GMS. For unsuccessful applications, the GMS also contained a statement that the application was not selected for award. However, pre-award application reviews were often recorded by a simple mark in the GMS or in summary format with little or no narrative support for the review. Moreover, neither the NIJ nor its contractors that managed the peer review process maintained copies of all denial letters sent to rejected grant applicants. In addition, records related to individual peer reviewer evaluations were not maintained, and no evidence existed to show whether the individual peer reviewers agreed with the peer review consensus reports summarizing their comments. Thus, we concluded that neither the grant files that we reviewed nor GMS contained sufficient information to support that grants were awarded based on fair and open competition.

OJP had established grant award guidance in its Grant Manager's Manual, but the manual does not identify essential pre-award records that should be maintained in the grant files or in GMS to demonstrate fair and open competition. Consequently, the official record in the grant files and in GMS was not adequate to show that applications were reviewed without bias and that grant awards were based on fair and open competition.

Management of Conflicts of Interest Between Employees' Official Duties and their Private Financial Interests

Pursuant to law and regulation, federal employees are prohibited from participating in any matter in which they have a financial interest. In addition to an employee's own financial interest, certain interests are imputed to the employee, such as those of his or her spouse, minor children and business partners. However, an employee may participate in such a matter if they have received a waiver from their employing agency.

In order to help avoid conflicts between employees' financial interests and the conduct of their official duties, employees are required on an annual basis to submit financial disclosure forms to their supervisors. The supervisors are required to review and certify these forms and to use this information to help ensure that employees are not assigned to matters that pose a conflict or potential conflict between their official duties and their personal financial interests.

In the course of our review, we examined NIJ's procedures for reviewing employee financial disclosure forms and to avoid conflicts or potential conflicts with employees' official duties. We determined that in several instances NIJ failed to consult with the appropriate ethics officials about potential conflicts between employees' reported financial interests and their official duties, and accordingly did not always gather or consider all the facts necessary to make a determination about whether a conflict existed and, if so, whether a waiver was appropriate under the circumstances.

For calendar years 2005 through 2007, we reviewed 189 financial disclosure forms submitted by 96 staff members employed by the NIJ. We found that 24 staff members reported on 47 forms financial interests in organizations that routinely receive grants from the NIJ. For example, several staff members reported that their spouses were employed by organizations that received NIJ grants. We compared this information to the pre-award grant activities in GMS for the 24 staff members and found that 6 of the staff members approved grant applications for organizations in which they reported having a financial interest. We further found that although their supervisors were aware of these potential conflicts, they failed to consult with officials from OJP's Office of General Counsel regarding them or to follow-up with the employees to gather the information necessary to determine whether a conflict existed and, if so, whether a waiver should have been obtained.

Application Review Process

The NIJ's application review process was not adequate to ensure fair and open competition. We identified issues in the: (1) program office's initial review of grant applications, (2) process used to peer review grant applications, (3) program office's review of grant applications after the peer review process was completed, and (4) Director's approval process.

During the program office's initial review of grant applications, grant applications were sometimes rejected as being incomplete, non-responsive to the solicitation, or duplicates of other applications submitted. For rejected

applications, the reasons for rejection shown in the GMS did not always match the reasons shown in the rejection letter and other documentation.

We identified issues with the NIJ's peer review process that raised concerns about the fairness of the competitive award process, such as:

- peer reviewers selected to evaluate applications were not on the NIJ Director's approved list of peer reviewers as required;
- the NIJ did not maintain required forms identifying peer reviewers' conflicts of interest with applicants; and
- contrary to OJP policy, peer reviewers were allowed to participate in the review process even after identifying conflicts of interest with applicants.

We are also concerned that the NIJ did not maintain individual peer review comments and did not maintain evidence to demonstrate that individual peer reviewers agreed with the peer review consensus-reports. While this is in accordance with OJP policy, we believe that such documentation should be maintained to demonstrate that an appropriate and fair process was followed.

For 11 solicitations that we reviewed, 293 of the 315 applications received passed the program office's initial application review and were subjected to the peer review process. The NIJ selected more than 122 peer reviewers to evaluate the 293 applications.⁶ However, we determined that 13 of these peer reviewers selected for 4 of the 11 solicitations were not on the Director's approved list of peer reviewers for the solicitation. According to an NIJ official, peer reviewers sometimes do not appear on the Director's approved list because the originally selected reviewers drop out at the last minute and replacement reviewers have to be chosen. The NIJ official stated that the approval for the replacement reviewers may be verbal or by e-mail, but the NIJ did not provide us any e-mail approvals for the 13 reviewers not on the Director's approved list. Moreover, for 5 of the 11 solicitations we could not determine if the 49 peer reviewers selected were on the Director's approved list because the NIJ could not provide the Director's approved list.

As part of the peer review process, each peer reviewer was required to complete and submit a Disclosure of Conflict of Interest form disclosing

⁶ For one solicitation, two peer review panels were established but the NIJ could not provide documentation to show the number of peer reviewers on one of the two panels.

potential conflicts with the proposals they were assigned to review. The NIJ could not provide documentation to show that all of the selected peer reviewers for nine solicitations had completed the required forms. For three of the nine solicitations, the NIJ did not maintain documentation to show that any of the assigned peer reviewers had completed and submitted the conflict of interest forms. For three other solicitations, documented disclosure forms were not available for more than half of the assigned peer reviewers. For the remaining three solicitations, disclosure forms were maintained for all but one of the assigned peer reviewers. In total, documented disclosure forms were not available for 67 of the 122 (55 percent) assigned peer reviewers for the 11 solicitations we reviewed. NIJ officials stated that it was the responsibility of the NIJ's peer review contractor to maintain the disclosure forms, but the contractor was unable to produce the 67 missing forms. Because the forms were missing, we were unable to determine if the 67 peer reviewers had conflicts that could have impaired their ability to evaluate the applications fairly.

For the 55 peer reviewers for which the NIJ maintained the disclosure forms, we found that 3 identified potential conflicts. For example, for one solicitation a peer reviewer reported that she had a collaborative relationship with two applicants within the last 3 years. Contrary to OJP's peer review guidelines, we found no evidence that this reviewer was removed from the panel that rated these applicants. For another solicitation, a peer reviewer reported that he was or recently had been employed by an applicant that submitted a proposal for this solicitation. Again, contrary to OJP's guidelines, we found that the reviewer still participated on the panel by reviewing, providing comments, and scoring the applicant's proposal.

In addition, we found three other peer reviewers who did not: (1) annotate the Disclosure of Conflict of Interest form to show whether they had a conflict or (2) check the statement that "I do not have a conflict with any of the proposals assigned to the panel on which I served." We found no documentation to show that the discrepancy for these three reviewers was resolved and we were not able to determine if these three individuals had any conflicts of interests with the proposals assigned to them to review.

A selected number of peer reviewers are assigned to a panel to review applications. Each peer reviewer assesses each application separately to identify strengths and weaknesses and to make recommendations for additional consideration of the application. Reviewers prepare individual comments and then discuss the applications with other panel members. After discussion, the lead peer reviewer prepares a consensus-report showing the panels' ratings and recommendations of the applications. However, in accordance with OJP policy, the NIJ did not retain the peer

reviewers' individual comments. In addition, only the lead reviewer signed the peer review consensus report. We did not attempt to contact external peer reviewers to determine if the reviewers' ratings and recommendations were consistent with the consensus reports. However, we believe that either the individual peer reviewer comments should be maintained or all peer reviewers should sign the consensus report to demonstrate that the peer review consensus reports present the views of the individual peer reviewers.

Program office recommendations for funding sometimes differed from the peer review recommendations. For the 293 applications that were peer reviewed for the 11 solicitations we analyzed, we compared the program office's recommendations to the peer review recommendations and found that the recommendations were not consistent for 22 of the 293 applications. For 20 of these 22 applications, the peer panel recommended the applications for funding, but the program office recommended against funding. For the remaining two applications, the peer panel recommended against funding the applications, but the program office recommended the applications for funding. The program office documented reasons for the differences for only 2 of the 22 applications, and in both instances we considered the reasons valid. For the remaining 20 applications, we could not assess the fairness of the process because the program office did not adequately document its reasons for rejecting the peer review recommendation.⁷

For our sample applications, we also compared the NIJ Director's selections to the program office's recommendations and the peer review recommendations. We found that the Director's selections were consistent with the recommendations of the program office for 292 of the 293 applications. For the one application, the Director denied an application the program office and peer review panel had recommended for funding. We could not assess whether the reasons for the differing recommendations negatively affected the fairness of the process because the Director did not document the basis for his denial.

We also found that the Director's selections were not consistent with the peer reviewer panel recommendations for 26 of the 293 applications as explained below. For 4 of 26 applications, the NIJ Director selected applications for funding that the peer review panel recommended against funding. For the remaining 22 applications, the NIJ Director denied applications recommended by the peer review panel for funding. As discussed above, for 1 of the 22 applications, the program office also

⁷ As previously explained, the peer review recommendations are advisory and the Program Managers and the NIJ Director are not required to follow the recommendations.

recommended the application for funding. The NIJ Director documented the reasons why his selections differed from the peer panel recommendations for 2 of the 26 applications. For the other 24 applications, we could not assess the decisions because the Director did not document the basis for his selection.

In our judgment, circumstances may justify award decisions that differ from program office or peer review panel recommendations. However, it is important to document the basis for such award selections to ensure the integrity and transparency of the competitive award process.

In May 2008, after the award period we tested, the Associate Attorney General directed the OJP Assistant Attorney General to document all discretionary funding recommendations and decisions. This new policy stemmed from problems identified with the OJP's Office of Juvenile Justice and Delinquency Prevention grants documents in an April 2009 OIG audit report.⁸ Under the Associate Attorney General's policy, future award recommendations memoranda must:

- contain a list of all applications received that includes the lowest scoring application funded as well as every application scoring higher, regardless of whether it was selected for funding;
- briefly explain why a listed application was not recommended for funding; and
- only categorize selections by categories published in the original program solicitation.

In developing these new requirements, the Associate Attorney General was concerned that OJP and other Department of Justice components did not always make or maintain the records necessary to justify award selections. The Associate Attorney General issued the policy in part to ensure that OJP documents its reasons for selecting certain proposals over others. The policy continues to allow OJP bureaus and program offices discretion when awarding competitive grants. However, the policy also requires each bureau or program office to list reasons for not funding proposals with high-ranking peer review scores.

⁸ Department of Justice, Office of the Inspector General, *Procedures Used by the Office of Juvenile Justice and Delinquency Prevention to Award Discretionary Grants in Fiscal Year 2007*, Audit Report Number 09-24, April 2009.

OJP now requires each bureau or program office to provide reasons when low scoring applications are recommended over higher-scoring ones. The new policy requiring justification of award recommendations addresses the concerns we have about documenting the award decisions. Therefore, we make no recommendation regarding justifications for the NIJ Director's award selections.

Contract Award Processes and Practices

In addition to our analysis of competitive grant awards, we analyzed the actions taken by the NIJ and OJP to award 27 competitive contract actions that consisted of 51 individual transactions. We found that most of the 27 contract actions were based on fair and open competitive procedures as required. However, we noted problems among individual transactions for some areas tested as follows.

- The contract files for 3 of the 51 transactions totaling \$418,992 did not contain an approved requisition and evidence that the availability of funds was certified prior to the acquisition. An OJP official stated that the required requisitions and fund certifications were likely completed but could not be located in the contract files.
- For 15 transactions, Conflict of Interest and Non-disclosure Statements were not obtained from proposal evaluators.

The missing requisitions and fund certifications for three contract awards had minimal effect on our review because we noted other information in the contract files that indicated these awards were subjected to adequate review prior to award. However, without the Conflict of Interest and Non-disclosure Statement for individuals involved in evaluating proposals for 15 of the contract award transactions, NIJ cannot document that the evaluators were free of bias when evaluating the proposals.

Lobbying Activities

We found that NIJ grantees were involved in lobbying activities potentially related to their NIJ grants, but they did not disclose such activities to the NIJ before being awarded the grants. Guidelines require that grantees and sub-grantees certify to the NIJ that they had not and would not use appropriated funds to lobby for their NIJ grant. Also, if the grantees or sub-grantees use non-appropriated funds to lobby for NIJ grants, they are required to report such activity to the NIJ. We believe the NIJ should consider these lobbying activities before deciding to make awards to the grantees.

For 39 of the 40 grants we sampled, grantees submitted the required certification form to the NIJ indicating that they had not and would not use appropriated funds to pay any person for influencing or attempting to influence an officer or employee of any agency, a member of Congress, an officer or employee of Congress, or an employee of a member of Congress in connection with their NIJ grant. However, we found that 13 of the 18 grantees awarded the 40 grants we sampled were involved in lobbying activities potentially related to their NIJ grants but did not submit the required disclosure form to the NIJ indicating that they had used non-appropriated funds to pay for lobbying activities related to their NIJ grant awards. NIJ managers told us that it was left up to the grantees to submit the required lobbying disclosure forms. The managers also told us that the NIJ did not have procedures to identify whether the potential grantees engaged in lobbying activities that needed to be disclosed before awards were made. While we did not contact the grantees to confirm the lobbying activities were specifically related to the NIJ grants they received, we believe the NIJ should establish such procedures before making future awards.

We determined that for 22 of the 40 grants we sampled the grantees used 99 sub-grantees to help carry out their grants. None of the 99 sub-grantees had certified to the NIJ that they had not and would not use appropriated funds to lobby for NIJ grants. We found that 15 of these sub-grantees were involved in lobbying activities apparently related to the NIJ grants they were supporting. However, the 15 sub-grantees had also not submitted the required disclosure form through the grantee to the NIJ indicating that they had used non-appropriated funds to pay for lobbying activities related to their NIJ grant awards. As stated above, we did not attempt to contact the sub-grantees to confirm the lobbying activities were specifically related to their NIJ grants, but we believe the NIJ should do so before making future awards.

Program Oversight

According to OJP, the OJP's Office of Audit, Assessment, and Management (OAAM) was established by the DOJ Reauthorization Act enacted in January 2006, and its missions include ensuring financial grant compliance and auditing of OJP's internal controls to prevent waste, fraud, and abuse; conducting programmatic assessments of DOJ grant programs; and acting as a central source for grant management policy.

The OAAM began operation in FY 2007. The OAAM has three divisions: (1) the Audit and Review Division, (2) the Grant Management Division, and (3) the Program Assessment Division. Officials from the Audit and Review

Division and the Grant Management Division told us that any evaluation of the NIJ's processes for awarding grants and contracts would be the responsibility of the Program Assessment Division. We interviewed the Deputy Director of the Program Assessment Division, who told us that the Division has focused on the monitoring of grants and has not reviewed the NIJ process for awarding grants and contracts. In view of the deficiencies we noted in the NIJ's processes for awarding grants and contracts, we believe that OAAM should periodically review the NIJ's processes for awarding grants and contracts to ensure that NIJ grants are awarded based on fair and open competition.

Finding 2 – Non-competitive Award Practices

This finding discusses the NIJ's processes and practices for awarding and documenting non-competitive grants and contracts. The following sections detail our concerns related to these non-competitive processes and practices.

Grant Award Processes and Practices

We reviewed 669 non-competitively awarded grants made during FYs 2005 through 2007 and determined that the files for 498 (74 percent) of the awarded grants had sufficient justification for making the award while the files for 171 awards (26 percent) of the awarded grants did not. The 498 grant awards for which there was sufficient justification for using a non-competitive award were based on either: (1) formula awards in which all eligible applicants were invited to apply and all eligible applicants that applied were awarded a grant based on a congressionally approved formula, (2) pre-established dollar amounts per DNA sample analyzed and all eligible applicants were invited to apply for these awards and all eligible applicants that applied were awarded a grant, or (3) congressionally directed funding (earmarks) stipulated for award to specified grantees. For the remaining 171 awards, we asked NIJ officials if they documented the basis for awarding the grants non-competitively. The officials told us that the bases for these award decisions were not documented, and were usually made during meetings between program office officials and the NIJ Director, with the final award decision at the discretion of the NIJ Director.

Beginning in FY 2008, OJP began requiring a memorandum documenting the reasons for non-competitive grant awards. The memorandum is sent from the NIJ Director through the OJP's Deputy Assistant Attorney General for Operations and Management to the head of OJP for approval. We reviewed a recent memorandum and found that it contained weak explanations regarding the need for non-competitive

awards. An OST official told us that the NIJ has not developed procedures or guidance on what constitutes a reasonable basis for awarding a grant non-competitively. While we believe that OST's use of the memorandum to document the justification for awarding grants non-competitively is a positive step, additional guidance and procedures for justifying non-competitive grant awards is needed to improve the documentation and to ensure that awards are appropriately justified.

In addition to the awards we sampled, NIJ made a series of grant and sub-grant awards non-competitively and without documented justifications or to a lobbying firm that appeared to have significant conflicts of interest related to the work funded. The details surrounding these non-competitive awards are discussed in the following section.

Smith Alling Lane Awards

On July 8, 2002, the NIJ awarded a non-competitive \$153,914 cooperative agreement to Smith Alling Lane located in Tacoma, Washington, to conduct a comprehensive survey to develop data for analyzing the effect of expanding DNA legislation on solving and preventing crimes. The NIJ prepared a sole-source justification for the award that cited the following:

- Smith Alling Lane was the only organization in the country that had been systematically monitoring and synthesizing federal and state DNA policy issues since the first major congressional DNA legislation was enacted in 1994.
- Smith Alling Lane had committed resources to maintaining regular correspondence and discussions with almost every crime laboratory in the country, and consequently it was uniquely poised to fully survey the impact that existing and future legislative or policy activity would have on forensic DNA laboratories, law enforcement agencies, and courts.
- The NIJ required a very short turn-around time for in-depth data collection and analysis, and Smith Alling Lane was the only organization that could begin the project immediately without requiring time for start-up logistics.
- Smith Alling Lane's working relationships with law enforcement agencies and crime laboratories would ensure easy access to key decision makers, which would augment the quality and quantity of data to ensure that the NIJ's needs are met.

While the bases for the sole-source justification appear reasonable, we found no documentation that supported how the NIJ reached its decision. Less than 3 months later, on September 30, 2002, the NIJ awarded Smith Alling Lane a non-competitive \$53,403 supplement to the original cooperative agreement and a second non-competitive supplement of \$78,209 in September 2003. For both supplements, the NIJ used the same sole-source justification as for the initial award. Because of the lack of support for the original sole-source justification, we could not confirm that the bases for the sole-source and supplemental awards to Smith Alling Lane were reasonable. Apart from the lack of documentation, as discussed below the awards raise concerns because it appears that Smith Alling Lane lacked independence to perform the study funded by the grant and this raises questions about the validity of the study conclusions.

Since 2000, on behalf of various clients including NIJ grantees, Smith Alling Lane has lobbied Congress and the Department of Justice on legislation and policies related to DNA issues. Some of Smith Alling Lane's clients likely benefited from these lobbying efforts when Congress enacted legislation in FY 2000 and FYs 2002 through 2006 providing more funding for DNA-related analysis and research, and the Department of Justice's NIJ awarded grants and contracts to Smith Alling Lane's clients to perform DNA-related work.

Under its July 2002 agreement with NIJ, Smith Alling Lane completed a study to: (1) estimate the numbers of unsolved cases of homicides, rapes, and property crimes in the United States; (2) estimate the backlog anticipated if DNA testing was applied to those unsolved cases; and (3) assess the impact that such testing might have on law enforcement and crime laboratory capacity. The study was designed to provide data to NIJ and Congress to help guide future policies and legislation related to DNA testing. Because Smith Alling Lane's clients could significantly benefit from additional funding for more DNA testing, Smith Alling Lane's independence in performing the study is suspect. While we do not question the study results, the appearance of a conflict of interest exists given Smith Alling Lane's connections with clients who would personally benefit from additional funding for DNA testing.

National Forensic Science Technology Center Awards

From FY 2000 through FY 2006, the NIJ non-competitively awarded three cooperative agreements to the National Forensic Science Technology Center (NFSTC) located in Largo, Florida, to perform various tasks such as: (1) expanding the range and scope of services the center offers to forensic

laboratories; (2) developing and maintaining a program linking audits of DNA forensic laboratories to a separate grant-program assessment system; and (3) supporting various meetings, projects, and workshops to support the forensic science needs of state and local crime laboratories. In total, the NIJ awarded the NFSTC \$34,202,675 under the 3 agreements and corresponding 10 supplements. We found that \$20,914,071 of the \$34,202,675 was awarded based on congressional earmarks, and the NIJ awarded these funds non-competitively. According to an NIJ official, the congressional earmarks were the sole NIJ source of funding for the NFSTC between 2000 and 2003. The official said that earmarks continued to provide a substantial portion of NFSTC's funding through 2006. However, for the remaining \$13,288,604 we found no evidence that the NIJ competed the awards or prepared a necessary sole source justification before selecting the NFSTC.

The NIJ program manager responsible for the management and oversight of the cooperative agreements confirmed to us that the cooperative agreements to the NFSTC were non-competitively awarded and that there were no documented justifications for the sole-source selection of the NFSTC. The program manager told us that a former NIJ Division Chief decided that the NFSTC had successfully "demonstrated" itself in prior work for the NIJ, and had the resources and infrastructure in place to handle most any request. The Division Chief apparently decided to recommend awarding the agreements non-competitively to the NFSTC.

We interviewed the former Division Chief regarding the selection of NFSTC for work under the cooperative agreements. She confirmed to us that no written justifications for the sole source selection of the NFSTC were prepared for the cooperative agreements. However, the former Division Chief told us that the awards were discussed through the NIJ chain of command before any decisions were made. The former Division Chief told us that the NFSTC was awarded the agreements non-competitively because it: (1) had contacts in the science community, (2) was recognized and well regarded by the state and local laboratory community, and (3) had the resources and infrastructure needed to complete the work based on work under previous NIJ earmarked awards to the NFSTC.

In addition to making these non-competitive awards without justifications, we found that for two of the agreements the NIJ improperly directed the NFSTC to use Smith Alling Lane to perform work under the agreements without preparing a justification for such a non-competitive selection. Under one agreement, Smith Alling Lane performed work related to content development support for the DNA.gov website. For the other agreement, Smith Alling Lane performed DNA backlog related work.

The program manager told us that the former Division Chief directed him to require the NFSTC to use Smith Alling Lane as a condition of the two agreements. However, the former Division Chief told us she had no recollection of the events that led to Smith Alling Lane being directed to perform the DNA.gov related work. She added that Smith Alling Lane was the likely candidate for this work because the firm was recognized for its legislative DNA expertise and was the most knowledgeable DNA group. She also said that Smith Alling Lane was the logical choice to perform the DNA backlog study because prior to passage of the President's DNA initiative, Smith Alling Lane had surveyed crime laboratories on the status of DNA backlogs and had obtained 100 percent participation from the laboratories. As a result, according to the former Division Chief, Smith Alling Lane: (1) had developed a quality survey instrument, (2) had established contacts and relationships within the laboratories, and (3) was highly thought of in the DNA community.

Relationships Between the NIJ and the NFSTC

During the audit, we became aware of multiple relationships between NIJ and NFSTC officials that create the appearance of conflicts of interest. The NFSTC, a not-for-profit corporation primarily funded by cooperative agreements with the NIJ, provides programs that build individual competency and systems for the forensic science community in the United States. The relationships we examined included the NIJ hiring key officials from the NFSTC for temporary assignments to manage and oversee NIJ grant programs. These hirings, known as Intergovernmental Personnel Act (IPA) assignments, involve the temporary assignment of employees to or from state and local governments, institutions of higher education, Indian tribal governments, and other organizations that are intended to facilitate cooperation between the federal government and the non-federal entity.

Under one IPA assignment, the NIJ hired the then Deputy Executive Director for the NFSTC for the period July 1, 2003, through June 30, 2004. After the IPA assignment expired, this NFSTC manager returned to the NFSTC where he currently serves as the Executive Director. During his IPA tenure, the NFSTC manager served as the key management official in the Investigative and Forensic Sciences Division within the NIJ's Office of Science and Technology.

The then NFSTC Deputy Executive Director told us that while he worked at the NIJ he was "walled off" from activities involving the NFSTC. NIJ officials also told us that the NFSTC manager did not work on NFSTC-related activities while he worked at the NIJ. However, we found that the manager participated in NFSTC-related activities during his IPA assignment

with the NIJ. Just days after his IPA assignment began, an application on behalf of the NFSTC for a supplement to its 2000 cooperative agreement with the NIJ was submitted from the NFSTC GMS account established by the NFSTC manager. The manager was not identified on the application either as the person to contact on matters involving the application or as the NFSTC's authorized representative. About a month and a half before his IPA assignment expired, another application was submitted for the NFSTC from the GMS account established by the NFSTC manager. On this application, the manager was shown as the person to contact on matters involving the application and as the NFSTC's authorized representative.

Since the beginning of the then NFSTC Deputy Executive Director's NIJ assignment through July 2009, the NIJ awarded the NFSTC more than \$45 million, much of which was awarded non-competitively and without the required sole-source justification, as previously discussed. By allowing the NFSTC manager to manage the planning of scientific and technological research in the field of criminal investigation and forensic sciences, especially when such research involves the same type research activities for which the NFSTC receives grant funding from the NIJ, we believe the NIJ has created a clear appearance of a conflict of interest.

Under another IPA, the NIJ hired an NFSTC program manager for the period October 1, 2006, through September 30, 2007. The program manager's duties at the NIJ included designing and implementing operational plans to execute activities of the NIJ's Office of Science and Technology. The program manager also provided programmatic oversight to grantees, contractors, and peers in cooperative agreements, grants, and contracts conducted or funded by the Office of Science and Technology. We did not identify any evidence in GMS to indicate that the program manager participated in any activities involving the NFSTC while working for the NIJ. However, we believe that allowing key officials for the NFSTC to be temporarily assigned to the NIJ to perform planning activities and grant oversight work for the same NIJ office that awards and oversees grants to the NFSTC creates a clear appearance of a conflict of interest.

Contract Award Processes and Practices

In addition to reviewing the NIJ's non-competitive award process for grants, we also analyzed the actions taken by the NIJ and OJP to award seven non-competitive contract actions. The 7 non-competitive contract actions consisted of 11 individual transactions, such as task orders, task order modifications, base contract awards, or contract modifications. We found that the non-competitive justifications were adequate for the sampled

contract actions except for the instances that are discussed in the following paragraphs.

One sampled contract action for \$33,778 consisted of two modifications in 2006 to a contract originally issued in 2003. The 2003 contract was non-competitively awarded to bridge the gap between an expiring contract and the follow-on competitive contracts. The bridge contract was awarded for a 3-month period, and contained an option for a 3-month extension, if necessary. The contracting officer prepared a justification for other-than-full-and-open-competition for the bridge contract that contained the minimum requirements required by the FAR, except for a description of the supplies or services required to meet the agency's needs. However, we believe that the reasons cited by the contracting officer did not justify the basis for the sole-source award because the justification did not provide important details to explain why the new contracts were not ready for award before the current contract expired. These details are crucial because the FAR clearly indicates that lack of adequate planning is not a valid basis for limiting competition.

Two other sampled contract actions totaled \$10,868,131 and consisted of five individual transactions, including a base task order and four modifications. The contract involved systems engineering and technical assistance services such as program and technical management, program planning and oversight, technical evaluation, risk mitigation, database development and management, and other technical support for technology programs. For the base task order, the non-competitive justification in the contract file did not explain the circumstances of why the task order was necessary given delays in the award of another contract action.

Finding 3 – Administrative Costs

Congress directed that we identify the administrative costs included in the NIJ's grants and contracts awarded during FYs 2005 through 2007. To identify the administrative costs, we reviewed the: (1) grant files contained in GMS for the 1,459 NIJ grants awarded during the period, and (2) contract files for the 131 contracts awarded during the period.

Based on Office of Management and Budget guidelines, we considered indirect costs, both overhead and general and administrative (G&A) expenses, to constitute administrative costs for both grants and contracts. Indirect costs are costs identified with two or more projects or activities. The cost of operating and maintaining facilities, depreciation, and administrative salaries are examples of the types of costs that are usually treated as indirect. G&A expenses represent the cost of activities that are

necessary to the overall operation of the business as a whole, but for which a direct relationship to any particular project cannot be shown. G&A includes the top management functions for executive control and direction over all personnel, departments, facilities, and activities of the contractor.

We examined the 1,459 NIJ grants on the grant universe listing provided by the OJP and found that 2 grants were actually adjusting accounting entries and not grant awards during the period we reviewed. Therefore we excluded the two grants from this review. The grant budgets contained in GMS did not match the grant award amounts for 57 (4 percent) of the remaining 1,457 grants. While some of the budgets for the 57 grants identified administrative costs, we could not determine whether these administrative costs were correct without the final approved budget that matched the grant award amount. It is also essential that the final approved budgets be maintained in the grant files so that future grant monitoring activities can measure performance against the approved budgets.

Our review of the remaining 1,400 grant files found that the administrative costs for the grants totaled \$64,092,600, or about 12 percent of the \$551,035,127 awarded for these grants. Of the 1,400 grants, 812 (58 percent) contained no administrative costs. For the remaining 588 grants (42 percent), we found that the administrative costs ranged from 0.03 to 65.65 percent of the total grant award amounts. We determined that for each of the 588 grants that identified administrative costs, the administrative costs were determined by the grantees and included in the grantees' grant budgets submitted to the NIJ. While the administrative cost percentage for some grants appeared high, administrative costs can vary significantly based on factors such as the type, size, and location of the organization; age of facilities and equipment; and purpose of the grant. According to an NIJ official, NIJ officials reviewed the administrative costs in the budgets for reasonableness before NIJ made the awards.

We reviewed the contract files for the 131 NIJ contracts awarded during FYs 2005 through 2007 and determined that the administrative costs were identifiable for all but 1 contract. We found that the administrative costs for the 130 contracts totaled \$990,383, or about 1.5 percent of the \$64,049,454 awarded for these contracts. We found that 86 of the contracts contained no administrative costs. For the remaining 44 contracts, the administrative costs ranged from 0.02 to 41 percent of the total contract award amounts. We determined that for each of the 44 contracts that identified administrative costs, the administrative costs were determined by the contractors and included in the contractors' proposals. As explained for grants, the administrative cost percentages can vary significantly based on various factors. According to a contracting office official, NIJ reviewed the

administrative costs in the proposals during the contract award process to make sure they were reasonable and in accordance with approved indirect cost-rate agreements.

Conclusion and Recommendations

Because it lacked policies that required detailed documentation of award decision making be maintained in application files, the NIJ could not support that the 15 competitively awarded grants between FY 2005 and FY 2007 that we tested were based on fair and open competition. The appearance of less than full and open competition was exacerbated when potential conflicts of interest among the NIJ's staff were not properly reported or addressed by the NIJ.

Further, problems with the NIJ's grant application review process, peer reviews, documentation of program office recommendations, and documentation of NIJ Director selections raised concerns about the fairness and openness of NIJ's competitive grant-making process.

In contrast to grant awards, most of the NIJ contract awards we tested appeared to be based on fair and open competition. However, improvements could be made in the documentation for some of the contract award processes and in ensuring proposal evaluators complete the Conflict of Interest and Non-disclosure Statement before being allowed to evaluate contract proposals.

The documentation for the NIJ's non-competitive awards for discretionary grant funds was consistently poor. While the OJP's and NIJ's management of non-competitive contracts was substantially better than its management of non-competitive grants, the basis for some non-competitive contract awards was not properly documented.

With respect to our congressional directive to identify administrative costs for NIJ grants and contracts, we found that, overall, the administrative costs for grants and contracts totaled about 12 percent and 1.5 percent, respectively, of the total amounts awarded for grants and contracts. While the percentage of administrative costs for some grants and contracts appeared high, we recognize those costs can vary significantly from organization to organization. We did not attempt to verify the reasonableness of administrative costs for individual grants and contracts, because such verification was beyond the scope of this review and would have required conducting detailed audits of individual grants and contracts with high administrative costs.

We made nine recommendations for improving the NIJ's grant and contract award practices to ensure fair and open competition, which include:

- establishing procedures to ensure that key aspects of the pre-award and award process for grants and cooperative agreements are documented, with special attention to: (1) identifying and remedying any actual conflicts of interest or the appearance of conflicts of interest among agency staff involved in the pre-award evaluation process; (2) maintaining Disclosure of Conflicts of Interest forms for peer reviewers selected to review grant applications and ensuring that peer reviewers are not allowed to participate when they identify conflicts of interest; (3) maintaining individual peer review comments or evidence that the peer reviewers agree with the peer review consensus report; and (4) ensuring that the reasons for denying applications are accurately recorded in GMS and that copies of rejection letters sent to rejected applicants are maintained;
- establishing procedures to ensure that the required lobbying disclosure forms are submitted for all grantees, sub-grantees, and contractors and that the disclosures are considered when evaluating applications for award;
- requiring the NIJ to document the basis for non-competitive grant awards and issue guidelines for what constitutes a reasonable basis for making non-competitive grant awards;
- requiring the NIJ to document the basis for requiring grantees to use specific sub-grantees to perform work related to the grants;
- ensuring that justifications for non-competitive contract awards fully explain the circumstances that led to the sole-source awards; and
- ensuring that the final approved grant budgets for formula grants are maintained in GMS and that the budgets match the amount of funds awarded to the grantees.

TABLE OF CONTENTS

	<u>Page</u>
INTRODUCTION	1
Awards Process	2
Prior Audits.....	5
OIG Audit Objectives and Approach	5
FINDINGS AND RECOMMENDATIONS	8
1. COMPETITIVE GRANT AND CONTRACT AWARD PRACTICES ...	8
Grant Awards Process	8
NIJ Grant Awards during FYs 2005 through 2007.....	9
Selection of Grant Awards to Test for Adequacy of Competition.....	10
Adequacy of Competition for Grant Awards.....	10
Summary of Grant Analyses	31
Competition Requirements for Contract Awards.....	32
NIJ Contract Awards during FYs 2005 through 2007	33
Selection of Contract Awards to Test for Adequacy of Competition.....	35
Adequacy of Competition for Contract Awards.....	36
Lobbying Activities.....	37
Program Oversight	40
Recommendations	41
2. NON-COMPETITIVE GRANT AND CONTRACT AWARD PRACTICES	43
Requirements for Non-competitive Grant Awards.....	43
NIJ Non-competitive Grant Awards	44
Adequacy of Justifications for Non-competitive Grant Awards.....	44
Requirements for Non-competitive Contract Awards	56
NIJ Non-competitive Contract Awards	57
Adequacy of Justifications for Non-competitive Contract Awards.....	57
Recommendations	59
3. ADMINISTRATIVE COSTS FOR GRANTS AND CONTRACTS	60
Administrative Costs for Grants	62
Administrative Costs for Contracts	64
Recommendation	65

STATEMENT ON COMPLIANCE WITH LAWS AND REGULATIONS.....	66
STATEMENT ON INTERNAL CONTROLS.....	67
ACRONYMS.....	68
APPENDIX I: Audit Objectives, Scope, and Methodology.....	69
APPENDIX II: Administrative Costs for Grant Awards During FY 2005 through FY 2007.....	75
APPENDIX III: Differences in Award Amounts in Grant Universe Data Provided by the NIJ for Grants Awarded During FY 2005 through FY 2007.....	122
APPENDIX IV: Grants Where Budget and Award Amounts Differed in GMS for Grants Awarded During FY 2005 through FY 2007.....	128
APPENDIX V: Administrative Costs for Contract Awards During FY 2005 through FY 2007.....	132
APPENDIX VI: Items or Services Requiring Special Approval	137
APPENDIX VII: Grantees that Received NIJ Grants for Purposes Potentially Related to Issues Lobbied by the Grantees.....	138
APPENDIX VIII: Sub-grantees that Received Sub-grants from NIJ Grantees for Purposes Potentially Related to Issues Lobbied by the Sub-grantees.....	145
APPENDIX IX: Office of Justice Programs' Response to the Draft Audit Report.....	153
APPENDIX X: Office of the Inspector General Analysis and Summary of Actions Necessary to Close the Report.....	160

INTRODUCTION

The National Institute of Law Enforcement and Criminal Justice was established under the Omnibus Crime Control and Safe Streets Act of 1968, as a component of the Law Enforcement Assistance Administration. In 1978, it was renamed the National Institute of Justice (NIJ). The NIJ is a bureau within the Office of Justice Programs (OJP) and serves as the research, development, and evaluation agency of the Department of Justice.

The NIJ focuses on advancing law enforcement and corrections technology, as well as criminology, criminal justice, and related social science research. Much of this research is facilitated by providing grants and contracts to academic institutions, non-profit research organizations, and other entities.

The NIJ has two operating offices: the Office of Research and Evaluation (ORE) and the Office of Science and Technology (OST). Our audit encompassed grants and contracts made by each office.

The ORE develops, conducts, directs, and supervises research and evaluation activities primarily through grants administered by its three divisions: the Crime Control and Prevention Division, the Justice Systems Research Division, and the Violence and Victimization Division.

The OST manages technology and forensic science research and development, and provides technology assistance to state and local law enforcement and corrections agencies primarily through grants administered by its three divisions: the Investigative and Forensic Sciences Division, the Information and Sensor Technologies Division, and the Operational Technologies Division.

Exhibit 2 on the following page shows the organizational structure of the NIJ.

Exhibit 2: NIJ Organizational Structure



Source: National Institute of Justice website

The NIJ often forms partnerships with other federal agencies, scientific and academic institutions and experts, law enforcement and corrections agencies, and professional organizations. Such joint ventures are intended to bring together the best minds, experience, and resources to explore emerging technologies, evaluate programs, develop standards, facilitate research, and disseminate findings. One of the primary mechanisms through which the NIJ accomplishes its mission is through a network of regional technology assistance centers known as the National Law Enforcement and Corrections Technology Centers (NLECTC). The NLECTC are recipients of a significant portion of the NIJ's annual awards of grants and cooperative agreements.

Awards Process

The NIJ's processes for awarding grants and contracts are explained in the following sections.

Grant Awards

The NIJ funds technology research and development primarily through grants, cooperative agreements, and other funding mechanisms.⁹ NIJ funding is intended to stimulate and direct researchers to develop technologies and tools to meet the specific needs of the nation's public safety agencies. Annually, the NIJ typically releases about 40 solicitations, each of which focus on a narrow range of research. The focus of NIJ's solicitations varies from year to year based on research priorities and available funding.

Proposals received in response to an NIJ solicitation are reviewed by independent peer review panels comprised of subject-matter experts from academia, industry, and government organizations, along with practitioners from federal, state, and local agencies. The peer review panel reviews the proposals to identify strengths and weaknesses and to make recommendations on whether the applications should be given further consideration for funding. Once the peer reviewers have completed their evaluations, NIJ Program Managers recommend individual proposals to the NIJ Director, who makes final award decisions.¹⁰ The NIJ Director reviews and approves all solicitations, grants, and cooperative agreements. Annual awards include initial awards and supplements to previous awards.

Funding is awarded through discretionary grants that may be awarded either competitively or non-competitively, and through non-discretionary congressional earmarks and formula grants that are awarded non-competitively. Available discretionary grant funds are announced through program solicitations publicized on OJP's website or on the Grants.gov website.¹¹ Generally, discretionary grants are awarded on a competitive basis to public and private agencies and private non-profit organizations. However, certain discretionary programs may be awarded on a non-competitive basis. According to data provided by the NIJ, about

⁹ Grants and cooperative agreements differ based on the involvement between the NIJ and the recipient of federal funds. The NIJ uses a cooperative agreement when substantial involvement is anticipated between the NIJ and the recipient during performance of the activity funded. When such substantial involvement is not anticipated, NIJ uses a grant as the funding instrument.

¹⁰ The peer review panel recommendations are advisory and are used by the NIJ Program Managers in evaluating proposals and by the NIJ Director in making final award decisions.

¹¹ Grants.gov is a website managed by the Department of Health and Human Services that contains information about finding and applying for federal grant programs.

60 percent of the NIJ grant awards during FYs 2005 through 2007 were either wholly or partially awarded on a competitive basis.

Congressional earmarks are funds directed by Congress to be used for specific projects or programs outside the Executive Branch's merit-based or competitive award processes. An earmark may specify the location or recipient, or otherwise direct the Executive Branch in critical aspects of the award process.

Formula grants are primarily awarded to state and local governments or to agencies in each state designated by the governor. Formula grants are based on a predetermined formula, such as a jurisdiction's crime rate, population, or other factors. The formula is usually provided in the appropriation language or accompanying congressional conference report. The states are generally required to pass awards to local agencies and organizations through sub-grants.

The Federal Grant and Cooperative Agreement Act of 1977 encourages competition when federal agencies award grants. Discretionary grants may range from single awards for research, evaluation, and technical assistance to multi-site awards for program development. OJP's Grant Manager's Manual requires that non-competitive sub-grants exceeding \$100,000 be properly justified and that the basis for not competing the award be approved by the Grants Financial Management Division in OJP's Office of the Chief Financial Officer.

Contract Awards

The NIJ funds purchases of goods and services such as DNA testing, conference management, and grant management support, through contracts awarded either competitively or non-competitively. The requirements either for competing acquisitions or for documenting the bases for non-competitive acquisitions are contained in the Federal Acquisition Regulation, and are dependent on variables such as the amount of the contract award and type of contract used. The specific requirements for competing acquisitions and documenting the bases for non-competitive acquisitions are discussed later in this report.

Prior Audits

We found no previous audits by the Department of Justice Office of the Inspector General (OIG) or the Government Accountability Office (GAO) that reported on the NIJ's grant and contract award processes.¹²

OIG Audit Objectives and Approach

In the Joint Explanatory Statement to Accompany the Consolidated Appropriations Act, 2008, Congress directed the OIG to evaluate the NIJ's competitive programs. Specifically, Congress directed the following:

The OIG is directed to audit competitive National Institute of Justice programs, projects and activities, including contracts and grants, awarded in the last three fiscal years. The audit shall examine whether these grants and contracts were awarded through a fair and open competitive process. The audit shall identify costs related to any grant or contract that are administrative in nature and provide a detailed breakout of how those costs were determined.

In response to the directive, the OIG initiated this audit, which examined grants and contracts awarded by NIJ in fiscal years (FY) 2005 through 2007. We performed audit work at the NIJ headquarters in Washington, D.C., from March 2008 through July 2009.

To accomplish our purpose, we first obtained data from OJP that showed from FYs 2005 through 2007 the NIJ awarded:

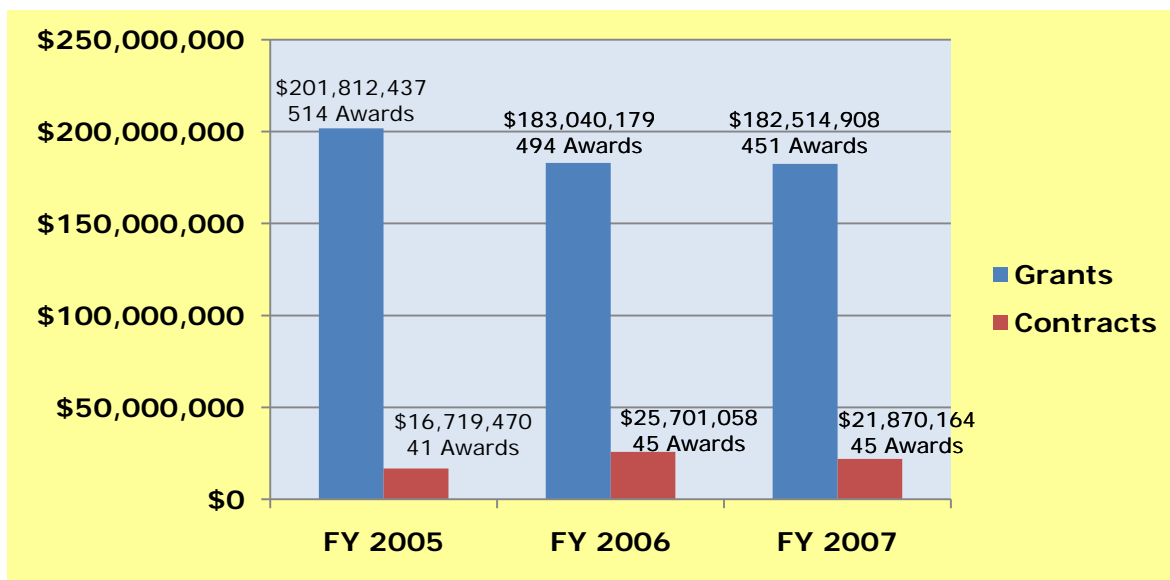
- 1,459 grants and grant supplements totaling more than \$567 million,¹³ and
- 131 contract actions totaling more than \$64 million.¹⁴

¹² In April 2009, the OIG issued an audit report on the procedures used by OJP's Office of Juvenile Justice and Delinquency Prevention to award discretionary grants in FY 2007. The audit found similar problems as noted in this report, such as making non-competitive awards without adequate justifications and making award recommendations and decisions without adequate justifications.

¹³ The NIJ awards both grants and cooperative agreements when the principal purpose of the relationship between the NIJ and the recipient is the transfer of money or anything of value to the eligible recipient to accomplish the public purpose of support as authorized by federal statute. In this report we refer to both cooperative agreement and grant awards as grants.

Exhibit 3 illustrates the extent of grant and contract awards over the 3-year period.

Exhibit 3: FY 2005 through FY 2007 NIJ Grant and Contract Awards



Source: Office of Justice Programs

Next, we judgmentally selected a sample of the NIJ grant and contract awards for testing. We tested each sampled grant and contract to determine if the:

- awards were properly advertised to potential awardees,
- grant applications and contract proposals were adequately evaluated against the grant or contract award criteria,
- award decisions and bases for the awards were adequately documented, and
- award processes were free of any actual or potential conflict of interest issues.

¹⁴ The universe of contracts provided to us by OJP identified 406 transactions as contract awards totaling more than \$71 million. We determined that 233 of the transactions, totaling \$1,112,690, were actually not contract awards, but were transactions for travel and other reimbursements. Therefore, we excluded these 233 transactions from our review. In addition, we excluded an additional 42 transactions, totaling \$6,047,870, that were for agreements such as interagency agreements, intergovernmental agreements, and intergovernmental personnel agreements.

We also analyzed all grant and contract awards during the 3-year audit period to identify the administrative costs associated with the awards and to explain how those costs were determined. Appendix I contains further details on our audit objectives, scope, and methodology.

This report contains three sections of findings. The first finding discusses the NIJ's competitive contract and grant awards. The second finding discusses the NIJ's non-competitive contract and grant awards. The third finding discusses the administrative costs related to NIJ contracts and grants and explains how those costs were determined.

FINDINGS AND RECOMMENDATIONS

1. COMPETITIVE GRANT AND CONTRACT AWARD PRACTICES

For the grants we tested, OJP and the NIJ could not document that grant awards during FYs 2005 through 2007 were made based on fair and open competition because it did not maintain adequate pre-award records. In addition, NIJ managers did not properly address potential conflicts of interest among its staff involved in making award decisions. We also found a lack of documentation throughout NIJ's grant application review process, including initial program office reviews, peer reviews, program office recommendations, and NIJ Director selections. The lack of documentation may leave the appearance that competition was not fair and open. For the contracts we tested, the OJP and NIJ generally made contract awards in a manner to ensure fair and open competition. However, even in some of these contract awards we found a lack of adequate documentation.

Grant Awards Process

NIJ has a staff of program managers, assigned by division, who oversee the various research projects. The process of awarding a grant begins with a solicitation and ends with the award or denial of a grant, through the following general stages.

- *Development and posting of a solicitation* – The program office starts with a need and constructs a plan to address this need. A program manager is assigned to lead in the development of a solicitation.
- *Receipt of applications* – Various interested organizations submit applications for grants based on proposed solutions for the need outlined in the solicitation.
- *Review of applications by the Program Office* – The program manager reviews the applications for responsiveness and to identify any problems including proposed purchases or activities that would not be allowed under the terms of the award.
- *Peer review of applications resulting in a consensus review report* – An OJP contractor manages the process for selecting a panel of

subject-matter experts to review applications to assess strengths and weaknesses and to make recommendations on whether the applications should be given further consideration for funding. The panelists prepare their individual evaluations in preparation for a face-to-face discussion among the peer review panel. The results of the panel discussion are recorded in the panel's consensus review report. Peer reviewers are required to return to the OJP contractor or destroy proposals, evaluation forms, and other confidential materials at the conclusion of the review panel or after completing the consensus review reports.

- *Program office recommendations* – The Division Chief, program manager, and other NIJ personnel involved in the review of the applications for a solicitation meet to review the peer review recommendations and discuss the applications. Based on these discussions, the program office makes award recommendations to the NIJ Director.
- *NIJ Director's selection for awards* – The program office recommendations and the peer review recommendations are discussed with the NIJ Director, and the Director makes the final award selection.

NIJ Grant Awards during FYs 2005 through 2007

At the start of the audit, we requested that OJP or the NIJ provide us with a listing of all NIJ grants awarded during FYs 2005 through 2007. In response, the OJP provided us a report listing 1,459 NIJ grants and cooperative agreements totaling more than \$567 million during FYs 2005 through 2007 as shown in the following exhibit.

Exhibit 4: NIJ Grants and Cooperative Agreements Awarded During FYs 2005 - 2007

Fiscal Year	Number of Awards	Amount Awarded
2005	514	\$201,812,437
2006	494	\$183,040,179
2007	451	\$182,514,908
Total	1,459	\$567,367,524

Source: Office of Justice Programs

Selection of Grant Awards to Test for Adequacy of Competition

To test whether the NIJ grant awards were awarded based on fair and open competition, we judgmentally selected a sample of 40 of the 1,459 grants for testing as shown in the following exhibit.

Exhibit 5: NIJ Grants and Cooperative Agreements Selected for OIG Testing

Selection Basis	Number of Awards Selected	Amount Awarded
Highest Award Amounts	15	\$22,740,917
Lowest Award Amounts	5	\$126,303
First Awards Made	5	\$2,098,363
Last Awards Made	5	\$1,616,397
Middle Awards Made	10	\$2,074,735
Total Awards Sampled	40	\$28,656,715

Source: Office of Justice Programs

We determined that of the 40 grant awards, 16 were awarded using competitive procedures while 24 were awarded using non-competitive procedures. Upon further examination of the 40 grant awards, we learned that 1 of the 16 competitive awards was actually an accounting entry made in 2005 to an earlier grant award. Since the adjusting entry was not actually an award made in 2005, we excluded this grant from the grant universe and our audit sample, leaving 39 sampled grants for testing. Our evaluation of the adequacy of the competitive process used for the remaining 15 competitive awards is discussed in the following section. Our evaluation of the adequacy of the non-competitive award justifications for the 24 non-competitive awards is contained in Finding 2.

Adequacy of Competition for Grant Awards

We analyzed the actions taken by the NIJ and OJP to award the 15 competitive grants sampled. The 15 competitive grants resulted from 10 solicitations that produced 315 applications. We tested the award process for the 315 applications and found that deficiencies in administrative practices and controls did not allow OJP and the NIJ to demonstrate that grant award practices were based on fair and open competition. Specifically, we found that the:

- OJP and the NIJ did not maintain a centralized file of pre-award records to support that grant awards were based on fair and open competition.

- The appearance of conflicts of interest for program managers and management personnel was not adequately addressed by the NIJ.
- The NIJ's grant application review process, including initial program office reviews, peer reviews, documentation of program office recommendations, and documentation of NIJ Director selections, raised concerns about the fairness and openness of the competition process.

Pre-award Records

Federal agencies are required by 44 U.S.C. § 31 to maintain adequate and proper documentation of the organization, functions, policies, decisions, procedures, and essential transactions of the agency. Such documentation is designed to protect the legal and financial rights of the government and of persons directly affected by the agency's activities.

To aid compliance with 44 U.S.C. § 31, OJP established the OJP Handbook OJP HB 1330.2A containing its file maintenance and records disposition policy. The policy specifies the types of records that should be maintained in a case file for each grant application evaluated. The policy states that records of pre-award activity related to grant applications should include the application or proposal, evaluation papers, notes, recommendations for award, letters of denial, and related papers and correspondence. For withdrawn and rejected applications, the handbook requires that the files be compiled through the end of the fiscal year in which the action was completed and that the records be maintained for 2 years and then retired to a records center. The files can be destroyed 5 years after the file compilation cut-off date. For applications that result in the award of a grant, the pre-award records should be filed in the appropriate grant case file at the time the grant is awarded.

We found that because the NIJ did not comply with documentation requirements for pre-award files, it could not demonstrate that the grant awards we reviewed were based on fair and open competition. When applications are received at the NIJ, the grant manager performs an initial review of the application for completeness to ensure that the information presented is reasonable, understandable, measurable, and achievable, as well as consistent with program or legislative requirements and agency objectives. We interviewed NIJ grant managers and determined that case files were not created for these initial evaluations of the applications. Instead, it was left up to individual grant managers to maintain pre-award documentation with little centralized guidance on what to maintain. We found that different grant managers kept different documentation pertaining

to the pre-award activity. Some managers kept most of the documentation, others kept little, and others had left the NIJ and their files could not be located.

The only centralized file of pre-award records the NIJ maintained was limited information in OJP's Grants Management System (GMS). However, we found that the GMS did not contain sufficient information to demonstrate that NIJ awarded grants based on fair and open competition. The GMS contains copies of the applications, and for unsuccessful applications, a statement that the application was not selected for award. As applications and statements of non-selection were entered into GMS, files were no longer maintained in hardcopy format. Pre-award application reviews were often recorded by a check mark in the electronic file or in summary format with little or no narrative support for the review. For example, the program manager's review for completeness and the programmatic review of the applicant's eligibility and capability were supported by a summary statement in GMS that such reviews had been accomplished, but no details were provided in the GMS to show what the review included or what sources were used in the review. In addition, as discussed later in this finding, records related to individual peer reviewer evaluations were not maintained, and no evidence existed to show the individual peer reviewers agreed with the peer review consensus reports summarizing their comments.

OJP's Grant Manager's Manual and the GMS place greater emphasis on recording post-award management activities of grants rather than the pre-award phase of the selection process. For example, the Grant Manager's manual requires the grant manager to maintain copies of the following documents in the file for grant awards:

- Standard Form (SF) 424, Application for Federal Assistance
- Award document
- National Environmental Policy Act compliance documents
- Award letter
- Grant Manager's Memorandum
- Award special conditions
- Financial clearance memorandum (for discretionary grants only)
- Grant adjustments and back-up documentation, if any

- SF 269, Quarterly Financial Reports
- Progress or Performance Reports
- Documentation on grant monitoring activities and reports
- Documentation on all contacts with the grantee
- Interim or final products

Of these documents, only the grant application and the financial clearance memorandum are pre-award records. All the other records relate to the actual award or subsequent actions. The Grant Manager's Manual does not require specific documents to record the pre-award program office reviews and the peer review results. The GMS audit trail tracks the progress of the application through the review process, but provides no detail on the evaluation conducted by NIJ at any stage of the pre-award process. Because the GMS is accessible by applicants, the NIJ is reluctant to publish detailed review results, particularly the identity of the peer reviewers, peer reviewer individual comments, and any indication of rejection or award success. Consequently, details of the pre-award activity are not maintained in the GMS. As a result, the official record in the GMS that we reviewed was not adequate to support that applications were reviewed without bias and that grant awards were based on fair and open competition. OJP needs to establish procedures to ensure that key aspects of the pre-award and award process for grants and cooperative agreements are documented either in GMS or in hardcopy grant files.

Management of Internal Conflicts of Interest

Federal agencies are required by 5 C.F.R. §§ 2634 and 2635 to perform a systematic review of the financial interests of officers and employees to identify and remedy actual or potential conflicts of interest. To identify conflicts, certain agency employees are required to complete a confidential financial disclosure form that identifies financial-related information for the employee and the employee's spouse and dependent children, including assets and income; liabilities; outside positions held; agreements and arrangements, such as for a leave of absence or future employment; gifts; and travel reimbursements. After completing the financial disclosure reports, the employees submit the report to their supervisors, who should review the information for actual or potential conflicts with the employee's official government duties.

According to 18 U.S.C. § 208, a federal employee cannot participate personally and substantially in a particular matter, such as the approval of a grant application, which will have a direct and predictable effect on the employee's financial interest or on the financial interest of the employee's spouse or an organization for which the employee serves as an officer or director. In order to avoid criminal penalties, the employee must disclose the financial interest to his supervisor and receive in advance a written determination that the interest is not so substantial as to be deemed likely to affect the integrity of the services which the government may expect from such employee.

In addition, pursuant to 5 C.F.R. § 2635.502, employees must take appropriate steps to avoid an appearance of loss of impartiality in the performance of their official duties. Where an employee knows that a person with whom he has a "covered relationship" is or represents a party to the matter, he should not participate in the matter without informing an agency official and receiving authorization to participate. Included in the definition of a "covered relationship" is a person for whom the employee's spouse serves as an employee, general partner, or attorney. An employee may be authorized to participate in the matter if the agency designee determines that the interest of the government in the employee's participation outweighs the concern that a reasonable person may question the integrity of the agency's programs and operations.

OJP's Office of General Counsel provided NIJ supervisors with guidance on reviewing financial disclosure forms. This guidance required the reviewers to determine whether any disclosures on the reports raise a potential conflict with the filer's official duties. The guidance instructed the reviewers to contact the Office of General Counsel if any "potential" conflicts were encountered in the reviews. The guidance included examples of the types of conflicts or potential conflicts supervisors might encounter.

We determined that in several instances NIJ supervisors were aware of potential conflicts between employees' reported financial interests and their official duties but failed to consult with appropriate officials from the OJP General Counsel's office about the potential conflicts. As a result, the NIJ supervisors did not consistently consider all the facts necessary to make a determination about whether a conflict existed and, if so, whether a waiver was appropriate under the circumstances.

An OJP official provided us the financial disclosure forms for 96 staff members employed by NIJ from calendar years 2005 through 2007. We reviewed the 189 financial disclosure forms submitted by the 96 staff members and found that 47 forms for 24 staff members indicated the staff

members had financial interests in organizations that routinely receive grants from the NIJ. We also obtained from the NIJ a listing from the GMS showing the pre-award grant activities that the 24 staff members participated in and the associated applicant organizations. By comparing the financial interests identified on the financial disclosure forms to the pre-award grant activities in the GMS for the 24 staff members, we determined that 6 of the staff members approved grant applications during the same year or the following year for organizations in which they reported having a financial interest. In each of the six instances discussed below, the NIJ official approved the applications while serving as a grant manager, program manager, or branch chief, but the final decision to award the grants was the responsibility of the NIJ Director.

Instance 1: An NIJ official reported on his financial disclosure forms for 2005 through 2007 that his wife worked for the National Forensic Sciences Technology Center (NFSTC).¹⁵ This official approved 12 applications between 2005 and 2008 that led to the award of more than \$33 million to the NFSTC as shown in Exhibit 6.

¹⁵ The NFSTC is a not-for-profit corporation primarily funded by cooperative agreements with the NIJ and provides programs that build individual competency and systems for the forensic science community in the United States. During FYs 2000 through 2008, the NIJ awarded the NFSTC cooperative agreements totaling more than \$58 million.

**Exhibit 6: Grant Awards to the NFSTC Approved by an
NIJ Official Whose Wife Worked for the NFSTC**

Grant Number	Application Approved	Grant Awarded	Type Award	Award Amount
2004-DN-BX-0079	03/30/05 ¹⁶	09/19/05	Supplement	\$5,728,286
2006-MU-BX-K002	07/25/06	09/14/06	Initial	\$4,951,379
2006-MU-BX-K002	03/29/07 ¹⁷	09/11/07	Supplement	\$1,552,176
2007-IJ-CX-K233	07/29/07	09/12/07	Initial	\$1,000,000
2007-IJ-CX-K023	06/27/07 ¹⁸	09/11/07	Initial	\$2,500,000
2007-MU-BX-K008	07/20/07 ¹⁹	09/14/07	Initial	\$6,000,000
2008-DN-BX-K186	07/28/08	09/11/08	Initial	\$689,000
2008-DN-BX-K073	07/24/08	09/11/08	Initial	\$446,878
2007-IJ-CX-K023	07/21/08	09/30/08	Supplement	\$1,780,000
2008-LT-BX-K002	07/21/08	09/12/08	Initial	\$1,931,792
2008-MU-MU-K003	07/30/08	09/30/08	Initial	\$6,000,000
2008-MU-MU-K212	07/30/08	09/30/08	Initial	\$811,431
Total				\$33,390,942

Source: Office of Justice Programs' data

We interviewed the NIJ official's supervisor who told us that he and the official's prior supervisor were aware that the official's spouse was employed by the NFSTC. The supervisor said that to avoid a conflict the prior supervisor verbally instructed the official not to participate in decisions relating to the specific grant associated with his wife's employment. The supervisor said that he believed that removing the NIJ official from decisions concerning the specific grant related to his wife's employment resolved the conflict and allowed the official to otherwise act as the primary program manager for the NIJ's other grants to the NFSTC. However, the supervisor told us that he did not discuss the situation with the OJP's Office of General Counsel or with higher-level management officials.

We believe the official's wife's employment raised a potential conflict for which the official's supervisor should have requested advice from OJP's Office of General Counsel.

¹⁶ The NIJ official approved this application twice – once on March 30, 2005, as the Grant Manager and again on July 21, 2005, as the Program Manager.

¹⁷ The NIJ official approved this application three times – once on March 29, 2007, as the Grant Manager, and twice as the Program Manager on July 25, 2007, and July 26, 2007.

¹⁸ The NIJ official approved this application twice – once on June 27, 2007, as the Grant Manager and again on July 29, 2007, as the Branch Chief.

¹⁹ The NIJ official approved this application twice – once on July 20, 2007, as the Grant Manager and again on July 26, 2007, as the Program Manager.

Instance 2: An NIJ Deputy Director who reported on his financial disclosure forms for 2005 through 2007 that his wife was employed by the Urban Institute approved five applications for the Urban Institute from 2005 through 2008 for awards of \$1,897,292 as shown in Exhibit 7.

Exhibit 7: Grant Awards to the Urban Institute Approved by an NIJ Official Whose Wife was Employed by the Urban Institute

Grant Number	Application Approved	Grant Awarded	Type Award	Award Amount
2005-IJ-CX-0039	07/27/05	09/21/05	Initial	\$258,068
2006-RP-BX-0040	07/26/06	09/12/06	Initial	\$496,704
2006-IJ-CX-0021	07/20/06	09/13/06	Initial	\$246,597
2003-DC-BX-1001	07/30/07	09/14/07	Supplement	\$523,263
2003-DC-BX-1001	08/13/08	09/18/08	Supplement	\$372,660
Total				\$1,897,292

Source: Office of Justice Programs' data

We interviewed the Deputy Director's supervisor who told us that the Deputy Director's wife's relationship with the Urban Institute was well known within the NIJ and that it was understood that the Deputy Director recused himself from all funding-related discussions regarding the Urban Institute. The supervisor told us he did not consider management actions on a project after the funding decisions were made to be a conflict of interest. The supervisor also stated that the information in the GMS record was not clear as to what specific actions the Deputy Director approved for the Urban Institute. However, the supervisor stated that based on the dates of those approval actions he believed the actions had taken place after the funding decisions had been made. The supervisor stated that he considered it acceptable for the Deputy Director to assist in the process of finalizing grants to the Urban Institute. The supervisor also told us that he had not discussed the potential conflict with the Office of General Counsel.

We believe the Deputy Director's wife's employment raised a potential conflict for which the official's supervisor should have requested assistance from OJP's Office of General Counsel as required by Office of General Counsel's guidance.

Instance 3: An NIJ Branch Chief reported on his financial disclosure forms for 2005 and 2006 that he received pension income from the University of California school system. While receiving this pension income, the Branch Chief approved four applications during 2005 and 2006 that led to the award of \$503,156 to the University of California school system as shown in Exhibit 8.

**Exhibit 8: Grant Awards to the University of California
San Diego Approved by an NIJ Official Receiving Pension
Income from the University of California School System**

Grant Number	Application Approved	Grant Awarded	Type Award	Award Amount
2004-MU-MU-K002	07/21/05	09/07/05	Supplement	\$99,999
2005-IJ-CX-K051	07/28/05	09/16/05	Initial	\$231,754
2006-IJ-CX-K036	07/21/06	09/14/06	Initial	\$40,000
2005-IJ-CX-K051	07/26/06	09/14/06	Supplement	\$131,403
Total				\$503,156

Source: Office of Justice Programs' data

We interviewed the Branch Chief's supervisor who told us that he was aware of the Branch Chief's potential conflict with one specific school in the University of California system. The supervisor stated that he did not believe the conflict extended to other schools within the University of California school system. The supervisor told us that he did not assign the Branch Chief any work related to the school for which the Branch Chief had a financial interest, and that the approvals shown in Exhibit 8 were all related to grants to another school within the University of California school system. The supervisor said he did not believe the actions taken by the Branch Chief constituted a conflict of interest since the grants he participated in were not the specific school in the University of California school system from which he received his pension. However, the supervisor did agree that the Branch Chief's situation could be viewed as having an appearance of a conflict of interest. The supervisor also told us that he had not discussed the potential conflict with the Office of General Counsel.

We asked an OJP Deputy General Counsel about this potential conflict. The Deputy General Counsel stated that in such circumstances he would recommend avoiding even the appearance of a conflict of interest by having an employee associated with one school in the state system not work on matters related to any schools in the state system. The Deputy General Counsel told us that there is always someone else available with no conflicts that could perform the work.

We believe that the Branch Chief's financial interest in the pension he receives from the University of California Sacramento in the University of California school system while approving awards for the University of California San Diego may have created the appearance of a conflict of interest and such appearance could have been avoided. Therefore, we believe that the supervisor should have requested assistance from the Office of General Counsel in developing a solution as required by the guidance provided by the OJP's Office of General Counsel.

Instance 4: An NIJ Deputy Director reported on his 2007 financial disclosure form that his wife was employed by the Montgomery County, Maryland, Police Department. The Deputy Director approved three applications for the police department during 2007 and 2008 that led to the award of \$365,437 as shown in Exhibit 9.

Exhibit 9: Grant Awards to the Montgomery County, Maryland Police Department Approved by an NIJ Official whose Wife was Employed by the Police Department

Grant Number	Application Approved	Grant Awarded	Type Award	Award Amount
2007-DN-BX-K100	07/25/07	09/07/07	Initial	\$120,820
2008-LT-BX-K005	07/24/08	09/12/08	Initial	\$202,757
2008-DN-BX-K020	07/14/08	09/12/08	Initial	\$41,860
Total				\$365,437

Source: Office of Justice Programs' data

The Deputy Director told us that he recognized that he had a conflict with the Montgomery County, Maryland, Police Department and recused himself from work on any discretionary grants involving the Police Department. He told us he believed that it was not necessary to avoid involvement with formula grants because regardless of any action on his part, the grantee receives the amount of funds allowed by the approved formula.

We interviewed the Deputy Director's supervisor, who told us he was aware of the Deputy Director's conflict with the Montgomery County, Maryland, Police Department. The supervisor stated that while he did not remember any specific discussion with the Deputy Director regarding the potential conflict, he believes that he would have discussed the need for the Deputy Director to recuse himself from any work related to Montgomery County Police Department grants. The supervisor also stated that he did not think it made any difference whether the grants were formula awards or discretionary awards. In his view, the Deputy Director should not have participated in any awards made to the Montgomery County Police Department. The supervisor did not recall whether or not he discussed the Deputy Director's potential conflict with the OJP's Office of General Counsel.

We believe the Deputy Director's wife's employment raised a potential conflict and that the supervisor should have requested assistance from the Office of General Counsel in developing a solution as required by the guidance provided by the OJP's Office of General Counsel.

Instance 5: An NIJ Branch Chief reported on her financial disclosure form for 2005 that she received consultant fees from the University of Maryland, University College and held outside positions with the University of Maryland, University College. On the disclosure form for 2006, the Branch Chief again reported outside positions with the University of Maryland, University College. In 2007, the Branch Chief was promoted to a Deputy Director position and again reported outside positions with the University of Maryland, University College, on her 2007 disclosure form. Subsequent to the disclosures, the Branch Chief/Deputy Director approved three applications for the University of Maryland school system during 2007 that led to the award of \$362,250 to the University of Maryland, College Park as shown in Exhibit 10.

Exhibit 10: Grant Awards to the University of Maryland, College Park Approved by an NIJ Official Receiving Consultant Fees from and Holding Outside Positions with the University

Grant Number	Application Approved	Grant Awarded	Type Award	Award Amount
2007-DN-BX-0007	07/13/07	09/07/07	Initial	\$292,341
2008-IJ-CX-0011	07/28/08	09/11/08	Initial	\$34,997
2008-IJ-CX-0012	07/28/08	09/11/08	Initial	\$34,912
Total				\$362,250

Source: Office of Justice Programs' data

We interviewed the Deputy Director's supervisor who told us he was aware of the Deputy Director's outside employment as a faculty member for the University of Maryland, University College. The supervisor stated that the outside position of teaching required specific approval from the Assistant Attorney General and that he had not considered the outside employment in the context of a potential financial conflict of interest. However, the supervisor stated that even if he had considered the teaching position in the context of a financial conflict of interest, he probably would not have considered the relationship with one school in the University of Maryland system a conflict with grant work related to other schools in the system. In hindsight, the supervisor acknowledged that the Deputy Director's relationship could create the appearance of a potential conflict of interest. The supervisor also told us that he had not discussed the potential conflict with the Office of General Counsel.

We asked an OJP Deputy General Counsel if he viewed separate schools within the same state university system as separate entities or as a single entity for conflict of interest purposes. The Deputy General Counsel stated that he would view them as a single entity and as a precaution he would recommend avoiding even the appearance of a conflict of interest by

having an employee associated with one school in the state system not work on matters related to any schools in the state system.

We believe the Branch Chief's disclosed financial interest raises a potential conflict and that the supervisor should have requested assistance from the Office of General Counsel in developing a solution as required by the guidance provided by the OJP's Office of General Counsel.

Instance 6: An NIJ Grant Manager reported on his financial disclosure form for 2007 that he: (1) had been employed by Lockheed Martin Information Services, (2) held assets in a Lockheed Martin Aspen Systems Corporation 401K retirement account, and (3) held assets in a Lockheed Martin savings plan account. On two separate occasions in July 2008, subsequent to the disclosures on his financial disclosure form, the Grant Manager approved a grant application for the Lockheed Martin Aspen Systems Corporation that led to a supplemental award to the company of \$3,740,000 under grant number 2005-MU-CX-K077 on August 21, 2008.

We interviewed the Grant Manager's supervisor who told us that he was aware of the Grant Manager's prior employment and financial interests. The supervisor stated that while he did not remember any specific discussion with the Grant Manager regarding the potential conflict, he believes that he would have discussed the need for the Grant Manager to recuse himself from any work related to Lockheed Martin or Aspen Systems. The supervisor told us that he had not discussed the potential conflict with the Office of General Counsel as required by the Office of General Counsel guidance. The supervisor also stated that all new employees in OJP are required to meet with the Office of General Counsel and that the Grant Manager had most likely discussed the prior employment with the Office of General Counsel. The supervisor acknowledged that the Grant Manager's relationship produces the appearance of a potential conflict of interest and that the Grant Manager should not have participated in the award to the Lockheed Martin Aspen Systems Corporation.

We believe the Grant Manager's disclosed financial interest raises a potential conflict and that the supervisor should have requested assistance from the Office of General Counsel in developing a solution as required by the guidance provided by the OJP's Office of General Counsel.

In summary, six NIJ officials were allowed to participate in the approval process for grants to entities in which they reported having a financial interest. This situation occurred because the NIJ officials' supervisors generally did not consider the employees' reported financial interests to be significant enough to create an actual conflict. However,

these supervisors did not discuss the potential conflicts with OJP's Office of General Counsel and also did not consistently gather all the facts relevant to making a determination about whether an actual conflict existed and if so, whether a waiver was appropriate.

Application Review Process

The NIJ's process for reviewing grant applications generally consists of four phases. In the initial phase, an NIJ program manager makes a review of the applications to identify any problems including proposed purchases or activities that would not be allowed. Next, the applications are subjected to a peer review by a panel of subject-matter experts to identify strengths and weaknesses and to make recommendations on whether the applications should be given further consideration for funding. The panelists prepare individual comments in preparation for a group discussion. The results of the panel discussion are recorded in the panel's consensus review report. After the peer review, the applications are given a more comprehensive internal review by program office staff, including the Division Chief and program manager, who review the peer review recommendations and discuss the applications. Based on these discussions, the program office recommends to the NIJ Director which applications should receive awards. Finally, the NIJ Director reviews the program office recommendations and the peer review recommendations and makes the award selections.

We found that the NIJ's application review process used to evaluate grant applications was not adequate to ensure fair and open competition. We identified concerns in all phases of the process. The issues are discussed in the following sections.

Initial Program Office Reviews

During the program office's initial review of grant applications, grant applications may be rejected because the applicant is ineligible for various reasons. Applications are not subjected to competition at this stage of the process. The OJP's Grant Manager's Manual requires that rejected applicants be provided a letter explaining the reason why the application was rejected. In the GMS, grant managers select one of several listed reasons for rejecting applications. Only one of the listed reasons refers to being rejected on the

basis of the competition, while the rest reflect eligibility concerns such as lack of financial capability.²⁰

We found that 20 of the 315 applications we reviewed were rejected after the grant manager's initial review and before any peer review. In the GMS, 13 of the 20 applications rejected during the initial evaluation process were identified as rejected because the "Competitive process selected other applicants." However, according to NIJ's policies, applications rejected during the initial evaluation should not be rejected on the basis of the competitive process.

NIJ could only provide copies of the rejection letters sent to 5 of the 13 rejected applicants. We reviewed the 5 rejection letters and other records NIJ maintained showing the reason the applicants were rejected and found that the 13 applications were rejected prior to initiation of the competitive process. Reasons for the rejections included incomplete applications, non-responsive applications, and duplicate applications. All of the actual reasons for rejection were listed as options in the GMS but were not used. Because the rejection letters were not available for 8 of the 13 rejected applicants, we could not determine if the rejected applicants were told the actual reason for the rejection. In the five rejection letters that were available for review, the applicants were told the actual reason for the rejection. We believe NIJ should ensure that it maintains the letters sent to rejected applicants, and that the actual reasons for rejections are accurately recorded in GMS.

Also, because the GMS is not accurate, it cannot be used to identify trend data that might help identify weaknesses in the process. For example, the GMS could be used to determine that a significant number of rejections resulted from a certain reason, such as non-responsive applications. Such data could indicate a need to clarify guidance in future solicitations that could result in more responsive applications and thus more competition among applicants.

²⁰ The reasons for rejecting an application that can be selected in GMS are: (1) applicant rejected due to disbarment or suspension, (2) applicant did not demonstrate financial capability, (3) applicant failed to meet civil rights requirements, (4) applicant failed to respond after submitting grant application, (5) applicant failed to satisfy grant requirements, (6) applicant not eligible to apply, (7) applicant rejected due to unsatisfactory past performance, (8) applicant submitted more than one application, (9) application incomplete, (10) application submission in conflict with other state or local applicant, (11) application submitted after deadline, (12) competitive process selected other applicants, and (13) funding withdrawn or discontinued.

Peer Review Process

We found multiple issues with the NIH's peer review process that raised concerns about the fairness of the competitive award process. We determined that:

- Peer reviewers who were not on the NIH Director's approved list of peer reviewers were selected to evaluate grant applications.
- The NIH did not maintain completed Disclosure of Conflict of Interest forms for some peer reviewers identifying conflicts with applicants.
- Peer reviewers were allowed to participate in the review process even after identifying conflicts of interest with applicants.
- Individual peer review comments were not retained and the NIH could not support that individual peer reviewers agreed with the peer review consensus report.

In evaluating the peer review process for the 15 competitive grants that we sampled, we determined that the 15 grants were awarded based on 11 solicitations which resulted in 315 applications submitted to the NIH.²¹

According to NIH program managers, for each solicitation the program manager develops a list of potential peer reviewers from a database maintained by a firm under contract to the NIH. The program manager provides the list of potential peer reviewers to the NIH Director, who either approves the list as received or makes modifications before approval. Once the NIH Director approves the list, the program manager provides the list to the contractor to contact the potential peer reviewers and obtain the number of peer reviewers needed to evaluate the grant applications.

For the 11 solicitations that we reviewed, NIH could not provide documentation for 5 solicitations to show that the peer review panels were chosen from the Director's approved list of peer reviewers. In addition, NIH could not provide a list of the actual peer reviewers selected for 2 of the 11 solicitations. These two solicitations were part of the five solicitations for which the Director's approved list could not be provided. The program

²¹ While NIH issued 10 solicitations for these grant awards, one of the 10 solicitations was divided into 2 parts for separate grant awards, each of which followed a separate peer review process. Therefore, for analysis purposes, we considered the two-part solicitation as 2 separate solicitations, and thus we evaluated the peer review process for 11 solicitations.

managers for these two solicitations stated that they inherited the oversight of these awards from former program managers after the peer review panels had been selected and could not find documentation of the selections.

We evaluated the peer review documentation available for the 11 solicitations to determine whether: (1) the peer reviewers were selected from the list of approved peer reviewers, (2) Disclosure of Conflict of Interest forms were maintained for all peer reviewers selected, (3) individual peer reviewer comments were maintained, and (4) a peer review consensus report was documented for each peer panel. As discussed in the following paragraphs, we found problems in each of these areas.

During the initial review process, 20 of the 315 applications received for the 11 solicitations were rejected due to eligibility issues. In addition, one application listed for a solicitation was actually for another NIJ office and was not part of our sample. Another application was a test application and thus was not evaluated.²² The NIJ selected more than 122 peer reviewers to evaluate the remaining 293 applications.²³ However, as shown in Exhibit 11, we determined that 13 peer reviewers selected for 4 of the solicitations were not on the Director's approved list of peer reviewers for the solicitation. According to an NIJ official, peer reviewers sometimes do not appear on the Director's approved list because the originally selected reviewers drop out at the last minute and replacement reviewers have to be selected. The NIJ official stated that the approval for the replacement reviewers may be verbal or by e-mail, but the NIJ did not provide us any e-mail approvals for the 13 reviewers not on the Director's approved list. Also, as previously discussed, for 5 solicitations we could not determine if the 49 peer reviewers selected were on the Director's approved list because the NIJ could not provide the Director's approved list for the solicitations.

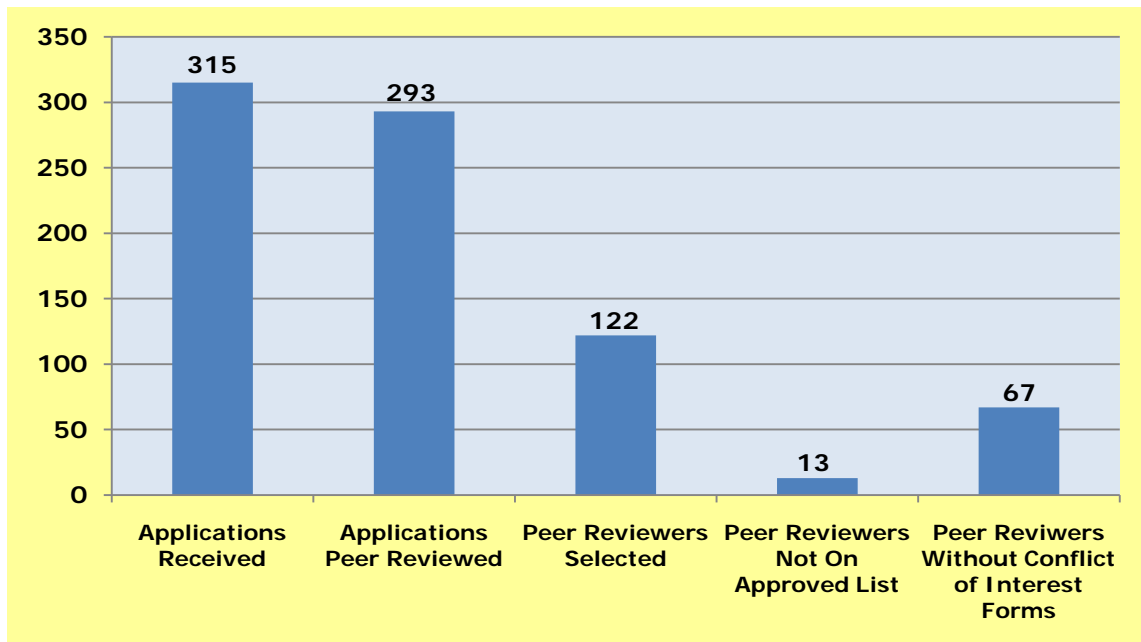
As part of the peer review process, each peer reviewer was required to complete and submit a Disclosure of Conflict of Interest form disclosing whether or not they had any potential conflicts with the proposals they were assigned to review. On the form, the reviewer was to check a list of potential conflicts that were applicable or check off on the statement "I do not have a conflict with any of the proposals assigned to the panel on which I served." The NIJ's peer review contractor maintained the peer reviewers' disclosure forms.

²² The test application was entered into GMS by an OJP contractor and was not intended to be an application for consideration of an award.

²³ For one solicitation, two peer review panels were established but the NIJ could not provide documentation to show the number of peer reviewers on one of the two panels.

We found that the NIJ could not provide documentation to show that many of the selected peer reviewers for 10 of the 11 solicitations had completed and submitted the required disclosure forms. For 3 of the 10 solicitations, documentation was not maintained to show that any of the assigned peer reviewers had completed and submitted the disclosure forms. For three other solicitations, documented disclosure forms were not available for at least half of the assigned peer reviewers. For one solicitation, documentation was not available to identify the peer reviewers assigned to one peer review panel and whether those peer reviewers completed conflict of interest forms. For the other three solicitations, a documented disclosure form was not available for one of the assigned peer reviewers. As shown in Exhibit 11, documented disclosure forms were not available for 67 of the 122 (55 percent) assigned peer reviewers for the 11 solicitations we reviewed. NIJ officials stated that it was the responsibility of the NIJ's peer review contractor to maintain the disclosure forms, but the contractor was unable to produce the 67 missing forms. Because of the missing disclosure forms, we were unable to determine if the 67 peer reviewers had conflicts of interest with the applications reviewed that could have impaired their ability to fairly evaluate the applications.

Exhibit 11: Peer Reviewers with No Documented Disclosure of Conflict of Interest Form



Source: Office of Justice Programs' data and OIG analysis of data

For the 55 peer reviewers for whom NIJ maintained the disclosure forms, we found that 3 of the peer reviewers identified potential conflicts with the applications they were assigned to review as discussed below.

- One peer reviewer reported that she had a collaborative relationship with two applicants within the last 3 years. However, contrary to OJP's peer review guidelines, we found no evidence that this reviewer was removed from the panel that rated these applicants.
- Another peer reviewer reported that he was or recently had been employed by an applicant organization that submitted a proposal for this solicitation. However, contrary to OJP's peer review guidelines, we found that the reviewer still participated on the panel by reviewing, providing comments, and scoring the applicant's application.
- A peer reviewer reported that he currently or recently had a collaborative relationship with the authors or project staff on one of the proposals. However, the peer reviewer's name was listed as a reviewer for this application and there was no indication that he did not participate in the review panel.

In addition, we found that three peer reviewers did not: (1) annotate the disclosure form to show whether or not they had a conflict, or (2) check the statement that read, "I do not have a conflict with any of the proposals assigned to the panel on which I served." We found no documentation to show that the discrepancy for these three reviewers was resolved and accordingly, we were not able to determine if these three individuals had any conflicts of interests with the proposals assigned to them to review.

During the peer review process, a selected number of peer reviewers are assigned to a panel to review certain applications. Each peer reviewer reviews each application separately to make recommendations on whether the applications should be given further consideration for funding. Each reviewer prepares individual comments about the applications in preparation for face-to-face discussion with the other panel members. After the panel members meet, the lead peer reviewer prepares a consensus report showing the panels' ratings and recommendations.

We found that for 10 of the 11 solicitations we reviewed, a peer review consensus report was prepared.²⁴ However, in reviewing the consensus

²⁴ For another solicitation, a peer review consensus report was not prepared because this solicitation was for only a few low-dollar grants to universities for graduate student research. Therefore, instead of holding a peer panel discussion for only a few applications, the program office collected the individual peer reviewer recommendations and ranked each graduate student application based on the peer reviewer recommendations and the program office's own evaluation.

reports we determined that in accordance with NIJ policy the individual comments prepared by the peer reviewers were not maintained by the NIJ or its peer review contractor. In addition, NIJ policy did not require the individual peer reviewers to sign the peer review consensus report prepared by the lead peer reviewer. Therefore, the NIJ could not document that the peer review consensus reports accurately presented the views of the individual peer reviewers. To ensure transparency in the competitive process for reviewing and selecting grant applications for award, we believe the NIJ should require that either:

- individual peer reviewer comments are maintained to support the consensus review reports, or
- each individual peer reviewer signs the consensus review report to acknowledge their agreement with the results of the review.

In summary, the deficiencies we noted in the peer review process, such as peer reviewers not approved by the Director being selected to review applications, peer reviewers not completing Disclosure of Conflict of Interest forms, and peer reviewers participating in reviews after identifying conflicts of interest with applicants, raise concerns about whether NIJ's process for reviewing grants ensured that grant applications were provided a fair and open review.

Comprehensive Program Office Review Process

For the 293 applications that were peer reviewed for the 11 solicitations we analyzed, we compared the program office's recommendations to the peer review recommendations and found that the recommendations were not consistent for 22 of the 293 applications. For 20 of the 22 applications, the peer panel recommended the applications for funding but the program office recommended against funding. For the remaining two applications, the peer panel recommended against funding but the program office recommended the applications for funding. The program office documented the reasons why its recommendations differed from the peer panel recommendations for only 2 of the 22 applications. For these 2 applications, the program office selected the application ranked sixth by the peer panel and did not select the application ranked fourth by the peer panel. However, the program office staff documented that they only had funding for five applications and work similar to that of the fourth application was being separately funded by the NIJ. Consequently, the program office denied funding for the fourth ranked application and selected the sixth ranked application instead. We considered the program office's rationale for skipping over the fourth-ranked application to be valid.

However, for the other 20 applications, we could not assess whether the reasons for the differing recommendations appeared valid because the program office did not document the basis for its differing recommendations.²⁵

NIJ Director's Award Selections

When deciding on applications to fund, the NIJ Director should give full consideration to both the program office recommendations and the recommendations of the peer review panel. For the 293 applications that were peer reviewed for the 11 solicitations we analyzed, we compared the NIJ Director's selections to the program office's recommendations and the peer review recommendations. We found that the Director's selections were consistent with the recommendations of the program office for 292 of the 293 applications. For the one application, the Director denied the application for funding while the program office and the peer review panel had recommended the application for funding. We could not assess whether the reasons for the differing recommendation negatively affected the fairness of the process because the Director did not document the basis for his denial that differed from the program office and peer review panel recommendations. We also found that the Director's selections were not consistent with the peer reviewer panel recommendations for 26 of the 293 applications as explained below.

- For 4 of 26 applications, the NIJ Director selected applications for funding that the peer review panel recommended against funding.
- For 22 of 26 applications, the NIJ Director denied the applications, although the peer review panel recommended the applications for funding. As discussed above, for 1 of the 22 applications, the program office also recommended the application for funding.

The NIJ Director documented the reasons why his selections differed from the peer review panel recommendations for 2 of the 26 applications. These were the same two applications discussed in the previous section where the program office's recommendation differed from the peer panel's recommendation and a valid explanation was documented. For the other 24 applications, we could not assess whether the reasons for the differing recommendations negatively affected the fairness of the process because

²⁵ The peer panels usually did not rank the applications but instead rated the applications using categories such as highly recommended, recommended, recommended with changes, and not recommended, or similar categories. Therefore, we could not reasonably evaluate the variance in ratings between the peer panels and the program office.

the Director did not document the basis for his selection that differed from the peer review panel recommendations.²⁶

We recognize that circumstances may warrant the NIJ Director making award decisions that differ from the program office or peer panel recommendations. However, we believe it is important to document the basis for such award selections to ensure the integrity of the competitive award process.

In May 2008, after the award period we tested, the Associate Attorney General directed the OJP Assistant Attorney General to document all discretionary funding recommendations and decisions. Under the Associate Attorney General's policy, future award recommendations memoranda must:

- contain a list of all applications received that includes the lowest scoring application funded as well as every application scoring higher, regardless of whether it was selected for funding;
- briefly explain why a listed application was not recommended for funding; and
- only categorize selections by categories published in the original program solicitation.

The Associate Attorney General told another OIG audit team that in developing these new requirements he was concerned that OJP and other relevant Department components did not always make or maintain the records necessary to justify award selections. The Associate Attorney General said he issued the policy in part to ensure that OJP documents its reasons for selecting certain proposals over others. The policy allows OJP bureaus and program offices to exercise discretion when awarding competitive grants, but also requires each bureau or program office to list reasons for not funding proposals with high-ranking peer review scores. The Associate Attorney General also said that he believed the policy helps protect decision makers from accusations regarding improper awards decisions.

As a result of the Associate Attorney General's memorandum, OJP now requires each bureau or program office to provide reasons when low-scoring applications are recommended over higher-scoring ones. In our opinion, the Associate Attorney General's policy requiring justification of award

²⁶ As noted in footnote number 25, the peer panels usually did not rank the applications but instead rated the applications using general categories. Therefore, we could not reasonably evaluate the variance in ratings by the peer panels and award selections and denials by the NIJ Director.

recommendations addresses the concerns we identified in this review about the NIJ's failure to adequately document its award decisions. Therefore, we make no recommendation regarding documenting the basis for the NIJ Director's award selections.

Summary of Grant Analyses

Overall, for the grant awards we tested, deficiencies in administrative practices and controls did not allow OJP and the NIJ to support that grant award practices were based on fair and open competition because the:

- NIJ did not maintain adequate pre-award records to fully assess whether awards were based on fair and open competition;
- NIJ did not adequately address the appearance of conflicts of interest for program managers and management personnel; and
- NIJ's grant application review process, including initial program office reviews, peer reviews, documentation of program office recommendations, and documentation of the NIJ Director's selections, raised concerns about the fairness and openness of the competition process. However, we noted that recent policy issued by the Associate Attorney General regarding documenting the basis for award selections alleviates the concerns we had regarding the NIJ Director's award selections.

The NIJ needs to develop or improve procedures to ensure that key aspects of the pre-award and award process for grants and cooperative agreements are documented, such as:

- identifying and remedying any actual conflicts of interest, or the appearance of conflicts of interest, among agency staff involved in the pre-award evaluation process;
- maintaining Disclosure of Conflict of Interest forms for peer reviewers selected to review grant applications and ensuring that peer reviewers are not allowed to participate when they identify conflicts of interest;
- maintaining the NIJ Director's approved list of peer reviewers for each solicitation and ensuring that peer reviewers selected are on the approved list;

- maintaining individual peer review comments or evidence that the peer reviewers agree with the peer review consensus report; and
- ensuring that the reasons for denying applications are accurately recorded in GMS.

Competition Requirements for Contract Awards

The Federal Acquisition Regulation (FAR) contains policies and procedures for awarding government contracts. OJP's Acquisition Management Division also published an Acquisition Desk Guide in 2000 that provides guidance to OJP acquisition personnel for awarding government contracts. The requirements for awarding contracts non-competitively are discussed in Finding 2 of this report. This finding discusses the NIJ's competitive contract awards and whether or not those awards met the competition requirements of the FAR and the OJP guidelines. Agency actions that promote fair and open competition include obtaining approvals for requisitions to include certification of funding availability, publicizing contract actions to potential vendors, performing evaluations of vendor proposals to include price and technical analyses, and identifying and remedying conflicts of interests among individuals involved in the award process. The FAR requirements and OJP guidelines, as applicable, for these actions are explained in the following paragraphs.

Requisition Approvals

Based on the type of contract action, an acquisition is initiated based on either a requisition or a request for contract action. A requisition is generally used for acquisitions of \$100,000 or less, while a request for contract action is generally used for acquisitions greater than \$100,000.

For a requisition, the program official authorized to initiate the acquisition must sign the requisition to certify that the items requested are necessary. A designated budget official must also certify that funds are available and can be spent for the items requested. As shown in Appendix VI, other approvals are needed for certain acquisitions including automatic data processing equipment, consulting services, and furniture.

Publicizing Contract Actions

FAR Part 5 requires that contracting officers must usually publicize contract actions to increase competition. Depending on the dollar value of the expected award, the contract actions must be publicized by display in a

public place or through any appropriate electronic means, or in the government-wide point of entry at www.fedbizopps.gov.²⁷

FAR Part 8 grants an exception to the publicizing requirement when an ordering agency establishes a Blanket Purchase Agreement (BPA) or places orders against an FSS contract awarded by the General Services Administration. This exception is allowed because BPAs and orders placed against an FSS, using the procedures in FAR Part 8, are considered to be issued using full and open competition.

Evaluations of Proposals

FAR Part 13 and OJP's Acquisition Desk Guide require that all quotes or offers received must be evaluated in an impartial manner and on the basis established in the solicitation. FAR Part 13 and OJP's Acquisition Desk Guide give the contracting officer broad discretion in fashioning suitable evaluation procedures. FAR Part 14 (for sealed bidding acquisitions) and Part 15 (for contracting by negotiation) provide suggested evaluation procedures, but FAR Part 13 allows the contracting officer to use discretion in determining which, if any, of the procedures to use.

Conflicts of Interest

In addition to the requirements of 5 C.F.R. § 2634 discussed earlier, FAR Part 3 provides policies and procedures for avoiding improper business practices and personal conflicts of interest and for dealing with their apparent or actual occurrence. In general, the FAR provides that government business should be conducted in a manner above reproach, with complete impartiality. FAR Part 3.101-1 states that the general rule is to avoid strictly any conflict of interest or even the appearance of a conflict of interest in government contractor relationships.

NIJ Contract Awards during FYs 2005 through 2007

At the start of the audit, we requested that OJP or the NIJ provide us with a listing of all contracts awarded during FYs 2005 through 2007. In response, the OJP provided us a report listing 406 NIJ non-grant obligations totaling \$71,451,252 during FYs 2005 through 2007. After discussing the report contents with OJP officials, we learned that the report contained not only contract actions, but also training and travel obligations for individual

²⁷ The government-wide point of entry is the single point where government business opportunities greater than \$25,000, including synopses of proposed contract actions, solicitations, and associated information, can be accessed electronically by the public.

NIJ staff members and obligations for other agreements such as intergovernmental personnel agreements, reimbursable agreements, and interagency agreements. With assistance from OJP, we narrowed the list to 131 contract actions totaling \$64,290,692 during the 3-year period as shown in the following exhibit.

**Exhibit 12: NIJ Contract Actions Awarded
During FYs 2005 - 2007**

Fiscal Year	Number of Contract Actions	Amount Awarded
2005	41	\$16,719,470
2006	45	\$25,701,058
2007	45	\$21,870,164
Total	131	\$64,290,692

Source: Office of Justice Programs' data

During our review period, the NIJ used the following four types of contracts to acquire goods and services.

- Blanket Purchase Agreements (BPA) are a simplified method of filling anticipated repetitive needs for supplies or services by establishing "charge accounts" with qualified vendors.
- General Services Administration (GSA) multiple award schedule contracts awarded for similar or comparable supplies or services and established with more than one supplier, at varying prices.
- Open market contracts are made supplies or services with non-GSA vendors.
- Negotiated contracts are competitive or non-competitive contracts that are made using other than sealed bids.

As shown in the following exhibit, most of the NIJ contract actions were awarded using BPAs.

**Exhibit 13: NIJ Contract Actions Awarded
During FYs 2005 - 2007 by Contract Type**

Contract Type	Number of Vendors	Number of Contract Actions	Amount Awarded
BPA	22	85	\$39,484,836
GSA ²⁸	14	22	\$23,728,128
Open Market	18	22	\$821,773
Negotiated	1	2	\$255,955
Total	55	131	\$64,290,692

Source: Office of Justice Programs' data

Selection of Contract Awards to Test for Adequacy of Competition

To test whether the NIJ contract awards were awarded based on fair and open competition, we asked OJP and NIJ officials to identify whether each of the 131 contract actions were awarded competitively or non-competitively. The officials explained that data was not readily available to identify whether the contract actions were competitive or non-competitive. The officials stated that documentation in each contract file would identify the competitive or non-competitive basis for the award. We judgmentally selected a sample of 34 of the 131 contract actions to test whether the competition process resulted in fair and open competition. The 34 contract actions selected totaled \$38,835,324 and accounted for more than 60 percent of the funds awarded for the 131 contract actions.

The following exhibit provides more details regarding the 34 contract actions we selected for testing.

Exhibit 14: NIJ Contract Actions Selected for OIG Testing

Contract Type	Number of Vendors	Number of Contract Actions	Amount Awarded
BPA	3	19	\$18,220,018
GSA ³¹	4	8	\$19,989,535
Open Market	3	5	\$369,816
Negotiated	1	2	\$255,955
Total	11	34	\$38,835,324

Source: Office of Justice Programs' data

We determined that of the 34 contract actions, 27 were awarded using competitive procedures while 7 were awarded using non-competitive

²⁸ Initially, 2 of the 131 transactions, awarded to 1 vendor were not associated with a specific contract number. After we selected these two transactions for detailed testing, we subsequently determined that the transactions were delivery orders made against a GSA multiple-award schedule contract.

procedures. Our evaluation of the adequacy of the competitive process used for the 27 competitive awards is discussed in the following section. Our evaluation of the adequacy of the non-competitive award justifications for the seven non-competitive awards is contained in Finding 2.

Adequacy of Competition for Contract Awards

Based on the competition requirements previously discussed, we analyzed the actions taken by the NIJ and OJP to award the 27 competitive contract actions sampled. The 27 competitive contract actions consisted of 51 individual transactions, such as task orders, task order modifications, base contract awards, or contract modifications.²⁹ We found that the 27 contract actions were generally based on fair and open competitive procedures as required. Specifically, we found that generally requisitions were prepared and approved as required, the availability of funds was properly certified, the contract actions were publicized, and vendor proposals were obtained and analyzed as required. However, we did note deficiencies among individual transactions for some areas tested as follows.

- The contract files for 3 of the 51 transactions totaling \$418,992 did not contain an approved requisition and evidence that the availability of funds was certified prior to the acquisition. An OJP official stated that the required requisitions and fund certifications were likely completed but could not be located in the contract files.
- For the 19 contract actions that required and received proposals, we found that the proposal evaluators completed and signed a Conflict of Interest and Non-disclosure Statement for only 4 of the 19 transactions. For the 15 transactions for which the forms were not completed, the proposal evaluators were NIJ subject matter experts in 14 cases and the contracting officer in the other case. The contracting officer told us that he did not complete the form, and he did not require the NIJ subject matter experts to complete the forms, because he was following the format used by the previous contracting officer. However, the OJP Acquisition Desk Guide requires that all persons who evaluate the proposals complete the forms. For one of the four transactions that had the completed statement, we identified the appearance of a conflict of interest, but actions were documented in the contract file to show the evaluator's appearance of conflict was remedied.

²⁹ A task order is an order for services placed against an established contract or with required government sources.

The effect from the missing requisitions and fund certifications for three contract awards was minimal because other information in the contract files indicated these awards were subjected to adequate review prior to award. However, without the conflict of interest forms for individuals involved in evaluating proposals for 15 of the contract awards, the files lack assurance that the evaluators had no improper bias when evaluating the proposals.

Lobbying Activities

According to 28 C.F.R. § 69, no appropriated funds may be expended by the recipient of a federal contract, grant, loan, or cooperative agreement to pay any person for influencing or attempting to influence an officer or employee of any agency, a member of Congress, an officer or employee of Congress, or an employee of a member of Congress in connection with the:

- awarding of any federal contract;
- making of any federal grant;
- making of any federal loan;
- entering into of any cooperative agreement; or
- the extension, continuation, renewal, amendment, or modification of any federal contract, grant, loan, or cooperative agreement.

Each person who requests or receives from an agency a federal contract, grant, loan, or cooperative agreement must file with that agency a certification that the person has not made, and will not make, any payment prohibited by the above guidelines. Each person who requests or receives from an agency a federal contract, grant, loan, or a cooperative agreement must file with that agency a disclosure form if they have made or have agreed to make any payment using non-appropriated funds that would be prohibited under 28 C.F.R. § 69 if paid for with appropriated funds. This certification must be submitted prior to recommendation for or against an award. The lobbying disclosure requirements also apply to sub-grantees on federal grants and sub-contractors on federal contracts. In the case of sub-grantees and sub-contractors, the disclosure forms should be submitted to the grantee or contractor, who then should forward the forms to the NIJ.

In addition, the Lobbying Disclosure Act of 1995 requires all professional lobbyists to register and file regular, semiannual reports identifying their clients, the issues on which they lobby, and the amount of

their compensation. The reports are filed with the Secretary of the Senate's Office of Public Records. The Act is designed to strengthen public confidence in government by establishing a single, uniform statute covering the activities of all professional lobbyists.³⁰

For our sample of 40 grants awarded from FY 2005 through FY2007, we identified the NIJ program managers and other key personnel involved in the award process. Then from Opensecrets.org website, we used the database search engine to determine if the sample grantees were involved in lobbying activities related to their NIJ grants.³¹ If the search engine identified such lobbying activities, we obtained and reviewed the grantees' lobbying disclosure forms contained in Opensecrets.org to confirm the lobbying activities reported by the grantees. We then obtained the lobbying disclosure forms from the Secretary of the Senate's Office of Public Records to further verify any lobbying activities.

We found that the grantees for 13 of the 40 sampled grants were involved in lobbying efforts that potentially related to their NIJ grants. For example, from January 2006 through December 2007 the General Electric Company lobbied for various House and Senate appropriations and authorization bills that appropriated money to the Department of Justice. On September 12, 2007, the NIJ awarded a \$499,878 grant to the General Electric Company to develop a video-based site surveillance system that will enable unattended remote monitoring of locations such as schools, public parks, prison yards, and public venues. In another example, during the period January through June 2006, the Florida International University lobbied for the House bill appropriating money to the Department of Justice. On September 11, 2006, the NIJ awarded a \$347,399 grant to the Florida International University to develop methods to better understand the effects of inhibition and degradation in the recovery of DNA information from

³⁰ Prior to passage of the Lobbying Disclosure Act of 1995, four primary statutes required individuals or entities to disclose efforts to influence the federal government: The 1946 Federal Regulation of Lobbying Act, the Foreign Agents Registration Act, the 1989 Byrd Amendment, and Section 112 of the Housing and Urban Development Reform Act. These statutes set forth different and sometimes conflicting disclosure requirements for lobbyists. While some lobbyists were required to register under two or three of the statutes at the same time, major segments of the lobbying community were excluded from coverage altogether. The Lobbying Disclosure Act of 1995 rectified the inconsistencies and loopholes of these prior statutes by creating a uniform standard that strengthened and streamlined disclosure and reporting requirements.

³¹ OpenSecrets.org is an independent website operated by the Center for Responsive Politics (CRP) that publishes the lobbying information from the quarterly reports filed with the Senate Office of Public Records.

casework samples. Appendix VII contains specific details about the lobbying activities for all 13 grantees.

We found that grantees for all but 1 of the 40 sampled grants had submitted the required certification form to the NIJ indicating that they had not and would not use appropriated funds to lobby in connection with their NIJ grant. However, we found that none of the 13 grantees that were involved in lobbying activities potentially related to their NIJ grants submitted the required disclosure form to the NIJ indicating that they had used non-appropriated funds to pay for lobbying activities potentially related to their NIJ grant awards. The NIJ officials that we interviewed told us they left it up to the grantees to submit the required lobbying disclosure forms. The officials also told us that the NIJ did not have procedures in place to identify whether the potential grantees had lobbying activities that needed to be disclosed before NIJ made awards. Many of the lobbying disclosure forms we reviewed contained general descriptions of the companies lobbying activities, such as stating the company lobbied for H.R. 3093 FY 2008 Commerce, Justice, Science, and Related Agencies Appropriations, but did not give details about specific funding within the appropriation for which the company lobbied. While we did not contact the companies to determine the specific funding for which they lobbied, we believe NIJ should make such inquiries before making awards.

We also determined that the grantees for 22 of the 40 grants we sampled had used 99 sub-grantees to help carry out their grants, and that 15 of these 99 sub-grantees were involved in lobbying activities that appeared to relate to the NIJ grants through which they received funds. For example, during the period January through December 2006 Applied Biosystems lobbied for the Commerce, Science, and Justice budget appropriations for DNA analysis funding at the Office of Justice Programs, and for legislative and regulatory issues related to genetic research and the application of such research. On September 11, 2007, the NIJ awarded the University of North Texas Health Science Center a grant for \$1.4 million to conduct DNA and anthropological testing on human remains, and the university awarded a sub-grant to Applied Biosystems to perform work under the grant. Appendix VIII contains specific details about the lobbying activities for all 15 sub-grantees.

We found that none of the 99 sub-grantees submitted the required non-lobbying certification form through the grantees to the NIJ. We also found that none of the 15 sub-grantees that were involved in lobbying activities related to their NIJ grants submitted the required disclosure form through the grantees to the NIJ indicating that they had used

non-appropriated funds to pay for lobbying activities related to their NIJ grant awards. The NIJ officials that we interviewed said they left it up to the grantees to monitor the lobbying activities of their sub-grantees.

We did not perform a similar analysis for the 34 contract transactions because:

- 27 of the transactions were awards made against BPAs awarded by GSA or against GSA Federal Supply Schedule contracts and the GSA was responsible for ensuring the anti-lobbying requirements were met for these transactions, and
- the remaining 7 transactions were either open market acquisitions or negotiated awards made by the NIJ, but we did not find where the 4 contractors associated with these 7 transactions were involved in lobbying activities potentially related to their NIJ contracts.

As noted, we found a significant number of grantees and sub-grantees involved in lobbying activities potentially related to their NIJ awards did not file lobbying disclosure forms with the NIJ. Therefore, we believe the NIJ needs to establish procedures to ensure that any lobbying activities are properly disclosed by entities seeking federal grants and contracts and that those disclosures are adequately considered before making any awards.

Program Oversight

The OJP's Office of Audit, Assessment, and Management (OAAM), established by the DOJ Reauthorization Act of 2005, serves as the principal advisor to the Assistant Attorney General on matters involving audit, investigation, and inspection resolution; business process improvement, and grant policy and oversight. The OAAM began operations in FY 2007. The OAAM has three divisions: the Audit and Review Division, the Grant Management Division, and the Program Assessment Division.

Officials from the Audit and Review Division and the Grant Management Division told us that any evaluation of the NIJ's processes for awarding grants and contracts would be the responsibility of the Program Assessment Division. We interviewed the Deputy Director of the Program Assessment Division, who told us that the Division has focused on the monitoring of grants and has not reviewed the NIJ processes for awarding grants and contracts. In view of the deficiencies we noted in this Finding, as well as those in Findings 2 and 3, we believe that OAAM should periodically review the NIJ's process for awarding grants to ensure that NIJ grants are awarded based on fair and open competition.

Recommendations

We recommend that OJP:

1. Establish procedures to ensure that key aspects of the pre-award and award process for grants and cooperative agreements are documented, such as:
 - identifying and working with OJP's Office of General Counsel to remedy any conflicts of interest, or the appearance of conflicts of interest, among agency staff involved in the pre-award evaluation process;
 - maintaining Disclosure of Conflict of Interest forms for peer reviewers selected to review grant applications and ensuring that peer reviewers are not allowed to participate when they identify conflicts of interest;
 - maintaining the NIJ Director's approved list of peer reviewers for each solicitation and ensuring that peer reviewers selected are on the approved list;
 - maintaining individual peer review comments or evidence that the peer reviewers agree with the peer review consensus report; and
 - ensuring that the reasons for denying applications are accurately recorded in GMS and that copies of rejection letters sent to rejected applicants are maintained.
2. Establish procedures to ensure that key aspects of the pre-award and award process for contracts are documented, such as:
 - completion of requisitions,
 - completion of fund certifications, and
 - identifying and remedying conflicts of interest among individuals involved in evaluating proposals.
3. Establish procedures to ensure that the required lobbying disclosure forms are submitted for all grantees and sub-grantees, and that the disclosures are considered when evaluating grant applications for award.

4. Ensure that the Office of Audit, Assessment, and Management periodically reviews the NIJ's process for awarding grants to ensure that NIJ grants are awarded based on fair and open competition.

2. NON-COMPETITIVE GRANT AND CONTRACT AWARD PRACTICES

The NIJ generally did not appropriately document the basis for awarding discretionary grant funds without competition. We also found instances where the NIJ directed a grantee to use a specific organization to perform sub-grantee work without documenting the basis for this instruction. Finally, we found that the OJP's Acquisition Management Division did not adequately document the basis for some non-competitive NIJ contract awards. Unless the non-competitive bases of NIJ awards are properly justified, the process lacks assurance that awards were properly made without competition.

Requirements for Non-competitive Grant Awards

The Federal Grant and Cooperative Agreement Act of 1977 states that federal agencies should encourage competition, when appropriate, in the award of assistance agreements. The Office of Management and Budget (OMB) has identified three basic elements that should exist to ensure effective competition in assistance award processes:

- widespread solicitation of eligible applicants and disclosure of essential application and program information in written solicitations,
- independent application reviews that consistently apply written program evaluation criteria, and
- written justifications for award decisions that deviate from recommendations made by application reviewers.³²

The OJP Grant Manager's Manual states that discretionary grants are most often awarded on a competitive basis. The manual also reiterates the requirement in the Federal Grant and Cooperative Agreement Act that federal agencies should encourage competition, when appropriate, in the award of assistance agreements. However, the manual does not provide guidance to grant managers on when it is acceptable to award grants and

³² Office of Management and Budget, *Managing Federal Assistance in the 1980's: A Report to the Congress of the United States Pursuant to the Federal Grant and Cooperative Agreement Act of 1977* (Pub. L. 95-224), 1980.

cooperative agreements non-competitively and on how justifications for non-competitive awards should be documented.

While the OJP and NIJ had not established guidelines for awarding grants and cooperative agreements non-competitively, we found that other federal agencies had established such guidelines. For example, the Department of Transportation requires that a justification be prepared when competition is not sought, unless the award has been congressionally directed or is made to a state or local government. The justification must include:

- Why competition is not practicable;
- The criteria that justifies the non-competitive (sole source) award, and why;
- Program legislation (Authority for the Award);
- Relevant legislative history;
- Capabilities of the proposed recipient; and
- Cost sharing offered by the recipient, if applicable.

NIJ Non-competitive Grant Awards

As discussed in Finding 1, we judgmentally selected a sample of 40 of the 1,459 grants made by the NIJ during FY 2005 through FY 2007 to test whether the competition process resulted in fair and open competition. We determined that 24 of the 40 grants were awarded using non-competitive procedures. The 24 non-competitive grants totaled \$21,872,084. Our evaluation of the adequacy of the non-competitive award justifications for 23 of the 24 non-competitive awards is discussed in the following section.³³

Adequacy of Justifications for Non-competitive Grant Awards

To evaluate the adequacy of justifications for awarding the 23 sampled grants non-competitively, we first determined that the 23 grants were

³³ For 1 of the 24 non-competitive awards, the NIJ provided award information related to a different supplement than the one included in our sample. Once we realized the mistaken information provided, we did not request that the NIJ provide information for the correct supplement. Instead, we reviewed the non-competitive award information for the other 23 awards included in our sample.

grouped in 11 separate solicitation categories as shown in Exhibit 15.³⁴ As shown, the NIJ received 828 applications for the 11 solicitation categories and awarded 669 grants.

**Exhibit 15: Solicitations, Applications, and Grant Awards
Related to the 23 Non-competitive Grants Sampled**

Number of Grants Sampled	Solicitation	Applications Received	Grants Awarded	Applications Denied
1	FY 05 ORE Continuations	19	12	7
2	FY 05 OST Continuations	48	39	9
1	FY 06 OST Continuations	66	54	12
1	FY 07 OST Continuations	117	77	40
4	FY 05 DNA Capacity Enhancement Program	105	105	0
3	FY 06 DNA Capacity Enhancement Program	106	106	0
2	FY 05 DNA Forensic Casework	72	71	1
2	FY 06 DNA Forensic Casework	87	87	0
5	FY 06 Paul Coverdell Forensic Science Improvement Grants Program	178	88	90
1	FY 05 Convicted Offender DNA Backlog Reduction Program	14	14	0
1	FY 06 Convicted Offender DNA Backlog Reduction Program	16	16	0
23	Totals	828	669	159

Source: Office of Justice Programs' data

We reviewed the 669 non-competitively awarded grants made during FYs 2005 through 2007. We determined that 498 were based on either: (1) formula awards in which all eligible applicants were invited to apply and all eligible applicants that applied were awarded a grant based on a congressionally approved formula, (2) pre-established dollar amounts per DNA sample analyzed and all eligible applicants were invited to apply for these awards and all eligible applicants that applied were awarded a grant; or (3) congressionally directed funding (earmarks) stipulated for award to specified grantees. For these non-competitive awards, the NIJ did not need to justify further the basis for the award.

³⁴ Four of the 11 solicitation categories were identified as "continuations" and were not actual solicitations for grants in specific program areas. Instead, the "continuations" categories were used to group all non-competitive grant awards such as those based on unsolicited proposals, earmarks, and invited proposals.

For the remaining 171 continuation awards, an NIJ official provided us information indicating that the bases for 92 of these 171 awards were documented. The bases included continuations of ongoing research projects, applications to competitive solicitations awarded under the continuations category, and earmarks awarded under the continuations category, among others. For the remaining 79 continuation awards, the NIJ official stated there were no clear bases documented in GMS for awarding the grants non-competitively. The official said that the decisions to award these grants were usually made during meetings between program office officials and the NIJ Director and that the final award decision was at the discretion of the NIJ Director. However, the official said that the bases for awarding grants without competition are usually not documented. As discussed previously, in May 2008, after the award period we tested, the Associate Attorney General directed the OJP Assistant Attorney General to document all discretionary funding recommendations and decisions. Since May 2008 OST program managers were required to prepare a memorandum entitled *Documentation of Discretionary Award Recommendations and Decisions: Office of Science and Technology (OST) Continuations* to explain the reasons for awarding non-competitive awards. The memorandum is sent from the NIJ Director through the OJP's Deputy Assistant Attorney General for Operations and Management to the head of OJP for approval. We reviewed the award explanations in the August 13, 2008, memorandum prepared by OST and found that the explanations were sometimes weak on why the awards needed to be made on a non-competitive basis. For example, for two non-competitive awards, the memorandum had the following explanations.

2008-90150-CO-IJ - The intent of this award is to inform state legislators and staff of the benefits and the requirements for building DNA capacity in criminal justice systems. NIJ did not have an FY 08 solicitation that would support this activity. NIJ awarded this grant to this professional organization because it is uniquely qualified to conduct that training, representing as it does the target audience.

2008-92118-DC-IJ - The intent of this award is to inform policy makers and raise awareness at the state government level of electronic crime issues including child exploitation, identify theft and fraud. NIJ did not have an FY 08 solicitation that would support this activity. NIJ awarded this grant to this professional organization because it is uniquely qualified to conduct that training, representing as it does the target audience.

In both examples, the NIJ justified the award based on the organization being uniquely qualified to conduct the training, but provided no details to support why the organization was uniquely qualified. The OST official told us that the NIJ has not developed procedures or guidance on what constitutes a reasonable basis for awarding a grant non-competitively. While we believe that the OST's use of the memorandum to document the justification for awarding grants non-competitively is a positive step, additional guidance and procedures for justifying non-competitive grant awards is needed to ensure the justification offered contains enough detail to explain why the awards are justified.

While performing our audit work related to lobbying activities as discussed in Finding 1, we became aware of NIJ grant and sub-grant awards other than those we sampled that were either awarded non-competitively to a lobbying firm that had the appearance of a significant conflict of interest related to the work funded, or were made non-competitively without documented justifications for the non-competitive basis for the awards.

The award to the lobbying firm with the clear appearance of a conflict of interest was to Smith Alling Lane. Smith Alling Lane is a governmental affairs firm located in Tacoma, Washington, with experience working with law enforcement agencies and crime laboratories on forensic DNA issues. According to records from the NIJ, OJP, and the NFSTC, from 2002 through 2007 Smith Alling Lane received about \$663,000 in cooperative agreement awards and sub-awards from the NIJ. We evaluated each of these awards and sub-awards to determine if the awards were based on fair and open competition.

The non-competitive awards made without the required sole-source justifications were to the National Forensic Sciences Technology Center (NFSTC) in Largo, Florida. The NFSTC is a not-for-profit corporation primarily funded by cooperative agreements with the NIJ and provides programs that build individual competency and systems for the forensic science community in the United States. In total, the NIJ has awarded the NFSTC more than \$58 million in cooperative agreements and supplements from April 2000 to July 2009. We evaluated three of the agreements and corresponding supplements totaling \$34.2 million to determine if the awards were based on fair and open competition.

The details surrounding our evaluations of the Smith Alling Lane and NFSTC awards are discussed in the following paragraphs.

Cooperative Agreement 2002-LT-BX-K003

On July 8, 2002, the NIJ awarded a non-competitive cooperative agreement totaling \$153,914 to Smith Alling Lane for the period June 30, 2002, through June 30, 2003, to conduct a comprehensive survey to develop data for analyzing the effect of expanding DNA legislation on solving and preventing crimes. The budget obligation documents showed that the funds were not earmarked to Smith Alling Lane, but the NIJ awarded the company a sole-source agreement.

The NIJ prepared a sole-source justification for this award which included the following explanation:

- Smith Alling Lane was the only organization in the country that had been systematically monitoring and synthesizing federal and state DNA policy issues since the first major congressional DNA legislation was enacted in 1994.
- Smith Alling Lane had committed resources to maintaining regular correspondence and discussions with almost every crime laboratory in the country, and as such was uniquely poised to fully survey the impact that existing and future legislative or policy activity would have on forensic DNA laboratories, law enforcement agencies, and courts.
- The NIJ required a very short turn-around time for in-depth data collection and analysis and Smith Alling Lane was the only resource that could begin the project immediately without requiring time for start-up logistics.
- Smith Alling Lane's working relationships with law enforcement agencies and crime laboratories would ensure easy access to key decision makers, which would augment the quality and quantity of data to ensure that the NIJ's needs are met.

While the bases for the sole-source justification appear reasonable, we found no documentation that supported how the NIJ established the bases.

In addition, the award of the cooperative agreement to Smith Alling Lane raises concerns because, as explained in the following paragraphs, Smith Alling Lane appears to lack independence to perform the study funded by the grant.

For more than 9 years, Smith Alling Lane has lobbied members of Congress and the Department of Justice on legislation and policies related to DNA issues.³⁵ Some of Smith Alling Lane's clients benefit from these lobbying efforts when Congress enacts legislation that provides more funding for DNA-related work and when NIJ awards grants and contracts to Smith Alling Lane's clients to perform DNA-related work. Under the 2002 cooperative agreement, Smith Alling Lane completed a study with an ultimate goal of estimating the number of unsolved cases of homicides, rapes, and property crimes in the United States; the backlog that might be anticipated if DNA testing was applied to those unsolved cases; and the impact that such testing might have on law enforcement and crime laboratory capacity. In our judgment, the study was designed to provide data to the NIJ and Congress to help guide future policies and legislation related to DNA testing. Because Smith Alling Lane's clients could significantly benefit from additional funding for more DNA testing, Smith Alling Lane's independence in performing the study is questionable.

On September 30, 2002, the NIJ awarded Smith Alling Lane a non-competitive supplement totaling \$53,403 to the original cooperative agreement. The supplement required Smith Alling Lane to complete two additional studies – one to assess the effectiveness of the United Kingdom's use of DNA technology and DNA databases, and another to add mitochondrial DNA evidence to the study being performed under the initial award. The supplement also required Smith Alling Lane to expedite the completion of the initial study. Smith Alling Lane's total budget to complete the two additional studies and expedite the initial study was \$131,612. NIJ awarded a second non-competitive supplement of \$78,209 to Smith Alling Lane on September 30, 2003, to fund the additional studies and expedited work. The budget obligation documents showed that the funds for both supplements were not earmarked to Smith Alling Lane and that the NIJ used the same sole-source justification it had used for the initial award to support the supplemental funds. As discussed above, we found no documentation that supported how the NIJ established the bases for the sole-source justification. Therefore, we could not confirm that the bases for the sole-source award were accurate. However, the sole-source justification appeared reasonable and we found no evidence to suggest the bases were not accurate.

³⁵ Smith Alling Lane lobbied for DNA issues from calendar year 2000 through 2006. Beginning in calendar year 2007, Smith Alling Lane's Government Services was renamed Gordon Thomas Honeywell Governmental Affairs and continued to lobby for DNA issues into calendar year 2009.

*Cooperative Agreement with the National Forensic Sciences
Technology Center*

On April 21, 2000, the NIJ awarded a non-competitive cooperative agreement 2000-RC-CX-K001 totaling \$414,651 to the NFSTC to expand the range and scope of services they offer to forensic laboratories. According to the grant documentation, the funding was based on a congressional earmark, thereby explaining the non-competitive nature of the award. Over the ensuing 5 years the NIJ also awarded five non-competitive supplements totaling \$17,538,906 to the NFSTC that were also based on congressional earmarks.

However, we found that the NIJ awarded the following three non-competitive supplements under this agreement that were not based on congressional earmarks and for which we found no evidence that the NIJ prepared a required sole-source justification.

- Supplement 4 was awarded for \$346,086 on September 30, 2002, to fund the development of an interactive CD-ROM on forensic DNA evidence to serve as an educational and resource tool for officers of the courts.
- Supplement 6 was awarded for \$671,191 on September 30, 2002, to continue funding the interactive CD-ROM on forensic DNA.
- Supplement 8 was awarded for \$2 million on September 21, 2004, to fund the development, testing, and evaluation of a program that builds on the success of conventional DNA academies.³⁶

As previously discussed, until May 2008 NIJ's practice was not to prepare justifications for sole-source awards of grants and cooperative agreements. Since May 2008, OJP policy requires that all discretionary recommendations made absent a peer review process, which includes sole-source awards, must be documented and must clearly explain the choices made, the reasons for the choices, and the policy considerations on which the decisions were based. However, as previously explained OJP has not established specific criteria on when it is acceptable to make awards non-competitively.

³⁶ For Supplements 4 and 6, the NFSTC used Smith Alling Lane to perform work related to the officers of the court program. According to NIJ and NFSTC officials, the NIJ did not direct the NFSTC to use Smith Alling Lane for this work. Instead, the NFSTC selected Smith Alling Lane independently of the NIJ.

Cooperative Agreement 2004-DN-BX-0079

On September 21, 2004, the NIJ awarded a non-earmarked cooperative agreement totaling \$1 million to the NFSTC for the period October 2003 through September 2004 to develop and maintain a program that links the DNA quality system audit and the grant program assessment in a comprehensive format. In addition, on September 19, 2005, the NIJ extended the cooperative agreement to NFSTC for 39 months through December 2007 through a supplement for \$5,728,286. Of the \$5,728,286 awarded, \$1,973,286 was earmarked to the NFSTC. Under the non-earmarked portion of the supplement, the NFSTC contracted with Smith Alling Lane to perform work related to content development support for the DNA.gov website and to officers of the court training, compact disk development, and workshops. OJP guidance requires that grantees prepare sole-source justifications for acquisitions greater than \$100,000. Despite this requirement, according to an NIJ official and the Executive Director of the NFSTC, the NIJ directed the NFSTC to use Smith Alling Lane to perform the DNA.gov related work costing more than \$100,000. For the DNA.gov work directed by the NIJ, the NFSTC paid Smith Alling Lane \$121,342. For the other work performed by Smith Alling Lane, such as the officers of the court training, the NFSTC selected Smith Alling Lane without direction from the NIJ.

We found no evidence to show the NIJ: (1) competed the grant, (2) prepared a justification for the sole source selection of the NFSTC, and (3) justified the basis for requiring the NFSTC to non-competitively select Smith Alling Lane to perform the DNA.gov related work under the supplemental cooperative agreement.

The NIJ program manager responsible for the management and oversight of the cooperative agreement confirmed to us that the cooperative agreement to the NFSTC was non-competitively awarded and that there was no documentation for the sole source selection of the NFSTC. The program manager told us that in a meeting with a former NIJ Division Chief, the Division Chief decided that the NFSTC had successfully demonstrated its capabilities in prior work for the NIJ, and had the resources and infrastructure in place to handle most any request. Therefore, according to the program manager, the Division Chief decided to award the agreement to the NFSTC without competition. The program manager also told us that during the same meeting the Division Chief directed him to require the NFSTC to use Smith Alling Lane to complete DNA.gov related work.

We interviewed the former Division Chief regarding the selection of NFSTC and Smith Alling Lane for work under this cooperative agreement.

The Division Chief confirmed to us that no written justification for the sole source selection of the NFSTC was prepared for the non-earmarked portion of the cooperative agreement because the DNA program was so new. However, the Division Chief stated that the non-earmarked awards were discussed through the NIJ chain of command before any decisions were made. The Division Chief told us that the NFSTC was awarded the agreement non-competitively because it: (1) had contacts in the science community, (2) was recognized and well accepted by the state and local laboratory community, and (3) had established the resources and infrastructure needed to complete the work during performance of the earmarked awards previously made by the NIJ to the NFSTC. The Division Chief told us she had no recollection of the events that led to Smith Alling Lane being selected to perform the DNA.gov related work. The Division Chief added that she believed that Smith Alling Lane was the likely candidate for this work because Smith Alling Lane was recognized for its legislative DNA expertise and was the most knowledgeable group.

In summary, for cooperative agreement 2004-DN-BX-0079 the NIJ awarded nearly \$5 million of non-earmarked funds to the NFSTC non-competitively without preparing justifications for the sole source awards. In addition, the NIJ directed that the NFSTC hire Smith Alling Lane to perform work under the agreement without documenting the rationale for having the NFSTC non-competitively contract with Smith Alling Lane for this work. The NFSTC paid Smith Alling Lane \$121,342 for this work.

Cooperative Agreement 2006-MU-BX-K002

On September 14, 2006, the NIJ awarded a \$4,951,379 cooperative agreement to the NFSTC for the period of calendar year 2007 to support various meetings, projects, and workshops involving the forensic science community and state and local crime laboratories. The budget obligation documents showed that \$987,228 of the \$4,951,379 was earmarked to the NFSTC, while the remaining almost \$4 million was not. Under the agreement, the NFSTC hired Smith Alling Lane to perform work related to: (1) researching and reporting on crime laboratory policies and practices that influence the size and nature of DNA backlogs in forensic disciplines, and (2) officers of the court training. In addition, on September 11, 2007, the NIJ extended the cooperative agreement to NFSTC for 12 months through December 2008 through a sole-sourced, non-earmarked supplement for \$1,552,176. According to an NIJ official and the Executive Director of the NFSTC, the NIJ directed the NFSTC to use Smith Alling Lane to perform the DNA backlog-related work and paid Smith Alling Lane \$201,433 for the period November 1, 2007, through December 30, 2008. For the officers of

the court training, the NFSTC selected Smith Alling Lane without direction from the NIJ.³⁷ Smith Alling Lane was paid \$55,000 for this work.

We found no evidence to show the NIJ: (1) competed the non-earmarked portion (\$3,964,151) of the initial cooperative agreement or the supplemental award of \$1,552,176, (2) prepared a justification for the sole source selection of the NFSTC for the non-earmarked portion of the initial award and the supplemental award, and (3) justified the basis for requiring the NFSTC to select Smith Alling Lane without competition to perform the DNA backlog study under the cooperative agreement.

The NIJ program manager responsible for the management and oversight of the cooperative agreement confirmed to us that the cooperative agreement to the NFSTC was non-competitively awarded and that there was no documented justification for the sole source selection of the NFSTC. The program manager told us that in a meeting with a former NIJ Division Chief, the Division Chief decided that the NFSTC had successfully demonstrated itself in prior work for the NIJ, and had the resources and infrastructure in place to handle this request. Therefore, according to the program manager, the Division Chief decided to non-competitively award the agreement to the NFSTC. The program manager also told us that during the same meeting, the Division Chief decided to require the NFSTC to use Smith Alling Lane to complete the DNA backlog study of laboratories and law enforcement. Based on direction from the Division Chief, the program manager told the NFSTC to revise its proposal to include Smith Alling Lane. However, according to the program manager, an NIJ Deputy Director directed the Division Chief to use Smith Alling Lane for only the laboratory portion of the backlog study, and to solicit bids for the law enforcement portion of the backlog study.

We interviewed the former Division Chief regarding the selection of NFSTC and Smith Alling Lane for work under this cooperative agreement. The Division Chief told us that the NFSTC was awarded the agreement non-competitively because it: (1) had contacts in the science community, (2) was recognized and well accepted by the state and local laboratory community, and (3) had established the resources and infrastructure needed to complete the work during performance of the earmarked awards previously made by the NIJ to the NFSTC. According to the Division Chief, Smith Alling Lane was the logical choice to perform the DNA backlog study because prior to passage of the President's DNA initiative Smith Alling Lane

³⁷ Smith Alling Lane Government Services changed its name to Gordon Thomas Honeywell Governmental Affairs in 2007 during the time they performed work under the NFSTC Cooperative Agreement 2006-MU-BX-K002.

had surveyed crime laboratories on the status of DNA backlogs and had obtained 100 percent participation from the laboratories. As a result, the Division Chief said Smith Alling Lane: (1) had developed a quality survey instrument, (2) had established contacts and relationships within the laboratories, and (3) was highly thought of and recognized in the DNA community. The Division Chief confirmed the program manager's statement that the NIJ Deputy Director directed that Smith Alling Lane be used only for the laboratory portion of the backlog study, and to solicit bids for the law enforcement portion of the backlog study.

The Division Chief told us that no written justification for the sole source selection of the NFSTC was prepared for the non-earmarked portion of the cooperative agreement because the DNA program was new. However, the Division Chief stated that the non-earmarked awards were discussed with senior NIJ officials before any decisions were made.

In summary, for cooperative agreement 2006-MU-BX-K002 the NIJ awarded about \$5.5 million of non-earmarked funds to the NFSTC non-competitively without preparing justifications for the sole source awards. In addition, the NIJ directed that the NFSTC hire Smith Alling Lane to perform work under the agreement without documenting the rationale for having the NFSTC non-competitively contract with Smith Alling Lane for this work. The NFSTC paid Smith Alling Lane \$201,433 for this work.

Potential Conflicts of Interest Relationships Between the NIJ and the NFSTC

During the audit, we became aware of relationships between the NIJ and the NFSTC that create the appearance of conflicts of interest. As previously explained, the NFSTC is a not-for-profit corporation primarily funded by cooperative agreements with the NIJ. The relationships involved the NIJ using temporary assignments to hire key officials from the NFSTC to manage and oversee NIJ grant programs. The temporary assignments, known as Intergovernmental Personnel Act (IPA) assignments, involve the temporary assignment of employees to or from state and local governments, institutions of higher education, indian tribal governments, and other organizations. The IPAs are intended to facilitate cooperation between the federal government and the non-federal entity through the temporary assignment of skilled personnel.

Under one IPA assignment, the NIJ hired the then Deputy Executive Director for the NFSTC for the period July 1, 2003, through June 30, 2004. After the IPA assignment expired, the NFSTC manager returned to the NFSTC where he currently serves as the Executive Director. During his IPA tenure, the manager served as the key management official in the

Investigative and Forensic Sciences Division within the NIJ's Office of Science and Technology. While at the NIJ, the manager's duties included managing all aspects of the Division's strategic initiatives and programmatic operations, to include planning, implementing, and evaluating the development, application and dissemination of scientific and technological research in the field of criminal investigation and forensic sciences. This research included:

- DNA research and development, DNA laboratory improvement, and DNA testing;
- trace evidence, entomology, firearm lab analysis, data base design, equipment design and development, testing and evaluation, and weapons identification;
- questioned document identification;
- training in the uses of new technologies;
- research application and dissemination; and
- other forensic science techniques and technologies and methods of deploying them in reducing or preventing crime.

We discussed the NIJ assignment with the NFSTC manager, who told us that while he worked at the NIJ he was "walled off" from activities involving the NFSTC. NIJ officials also told us that the manager did not work on NFSTC-related activities while he worked at the NIJ. However, as discussed in the following paragraphs, we obtained documentation from OJP's GMS system that indicates the manager apparently participated in some NFSTC-related activities during his IPA assignment with the NIJ.

According to documentation in GMS, on July 11, 2003, days after then Deputy Executive Director for the NFSTC began his IPA assignment, an application on behalf of the NFSTC for a supplement to its 2000 cooperative agreement with the NIJ was submitted from the NFSTC GMS account established by the NFSTC manager. The manager was not identified on the application either as the person to contact on matters involving the application or as the NFSTC's authorized representative. However, on May 20, 2004, about a month and a half before the IPA assignment expired, another application was submitted for the NFSTC from the GMS account established by the NFSTC manager. On this application, the manager was shown as the person to contact on matters involving the application and as the NFSTC's authorized representative.

Subsequent to the beginning of the NFSTC manager's NIJ assignment through July 2009, the NIJ awarded the NFSTC more than \$45 million, much of which was awarded non-competitively and without the required sole-source justification, as previously discussed. By allowing the NFSTC manager to manage the planning of scientific and technological research in the field of criminal investigation and forensic sciences, especially when such research involves the same type research activities for which the NFSTC receives grant funding from the NIJ, we believe the NIJ has created a strong appearance of a conflict of interest.

Under another IPA, the NIJ hired an NFSTC program manager for the period October 1, 2006, through September 30, 2007. The program manager's duties at the NIJ included designing and implementing operational plans to execute activities of the NIJ's Office of Science and Technology. The program manager also provided programmatic oversight to grantees, contractors, and peers in cooperative agreements, grants, and contracts conducted or funded by the Office of Science and Technology. We did not identify any evidence in GMS to indicate that the program manager participated in any activities involving the NFSTC while working for the NIJ. However, like for the other NFSTC manager, we believe that allowing key officials for the NFSTC to be temporarily assigned to the NIJ to perform planning activities and grant oversight work for the same NIJ office that awards and oversees grants to the NFSTC creates a strong appearance of a conflict of interest.

Requirements for Non-competitive Contract Awards

The FAR requires that, with certain limited exceptions, contracting officers must promote and provide for full and open competition in awarding government contracts. However, for contracts worth less than \$100,000, contracting officers may solicit from one source if the contracting officer determines that the circumstances of the contract action deem only one source reasonably available. In such cases, the FAR requires that documentation explaining the absence of competition be maintained in the contract file.

For most contracts exceeding \$100,000, the FAR requires that a contracting officer must not commence negotiations for a sole source contract, commence negotiations for a contract resulting from an unsolicited proposal, or award any other contract without providing for full and open competition unless the contracting officer determines and documents that certain conditions are met and obtains the requisite approval prescribed in the FAR.

Awarding a contract without full and open competition can be justified based on certain conditions, such as if only one responsible source is available, the agency has an urgent need that must be filled quickly, or the contract is needed to maintain an essential research capability. The contracting officer must prepare a written document justifying the reasons that less than full and open competition is required. The FAR also requires that the justification for other than full and open competition usually be approved in writing.

NIJ Non-competitive Contract Awards

As discussed in Finding 1, we judgmentally selected a sample of 34 of the 131 contract actions made by the NIJ from FY 2005 through FY 2007 to test for fair and open competition. We determined that of the 34 contract actions, 27 worth about \$27.6 million were awarded using competitive procedures while 7 worth \$11.2 million were awarded using non-competitive procedures. Our evaluation of the adequacy of the non-competitive award justifications for the seven non-competitive awards is discussed in the following section.

Adequacy of Justifications for Non-competitive Contract Awards

Based on the non-competitive requirements previously discussed, we analyzed the actions taken by the NIJ and OJP to award the seven non-competitive contract actions sampled. The 7 non-competitive contract actions consisted of 11 individual transactions, such as task orders, task order modifications, base contract awards, or contract modifications. We found that the non-competitive justifications were adequate for the sampled contract actions, except as discussed in the following paragraphs.

Contract 2004C-002 to Aspen Systems Corporation

The seven contract actions we sampled included a contract action for \$33,778 consisting of two modifications in 2006 to a contract issued in 2003. To determine whether the non-competitive basis for this contract was appropriate and properly documented, we obtained information related to the initial award of this contract. The 2003 contract was non-competitively awarded to Aspen Systems Corporation to bridge the gap between a National Criminal Justice Reference Service (NCJRS) contract to provide various support functions, such as distribution and warehousing, conference exhibitions, computer operations, and publications support, that expired on November 30, 2003, and the follow-on competitive contracts. The bridge contract was awarded for a 3-month period through February 2004, and contained an option for a 3-month extension through May 2004, if

necessary. For each 3-month period, the expected cost was estimated at about \$4.5 million.

On November 28, 2003, 2 days prior to the expiration of the NCJRS contract, the contracting officer prepared a justification for other than full and open competition for the bridge contract. We found that the justification contained all the minimum requirements required by the FAR, except a description of the supplies or services required to meet the agency's needs.

However, while the justification contained the minimum requirements identified in the FAR, we believe that the reasons cited by the contracting officer did not sufficiently justify the basis for the sole-source award because the justification did not provide important details to explain why the new contracts were not ready for award before the current contract expired. These details are crucial because the FAR clearly indicates that lack of adequate planning is not a valid basis for limiting competition.

Contract GS-23F-0232K to Lockheed Martin Integrated Technology, LLC

The seven contract actions we sampled included two contract actions totaling \$10,868,131 consisting of one base task order in 2006 to provide systems engineering and technical assistance for NIJ programs and four modifications to extend the performance period.

We found that the justification for the base task order contained a written response to all the minimum requirements for a sole source contract.

Lockheed Martin Integrated Technology was performing the engineering and technical assistance services for the NIJ under a GSA contract, which the GSA decided not to renew. Based on the insufficient lead-time for the OJP to award a new contract for these services, we concluded that the contracting officer appropriately prepared a justification to show that Lockheed Martin was the only responsible source that could continue the services in such a short timeframe when it issued the original task order as a sole source. The original task order allowed Lockheed Martin Integrated Technology to continue the services for 9 months, through September 2006, and allowed time for OJP to award a new competitive contract for the services.

However, when the new contract was not ready for award by the end of September 2006, OJP awarded the first modification to extend the performance period for 3-months. Three subsequent modifications extended the performance period through September 2007. We found that the contracting officer did not provide adequate justification as to why the task

orders had to be extended on a sole source basis. Specifically, the justification did not explain the circumstances of why award of the follow-on contract was delayed.

Recommendations

We recommend that OJP:

5. Require the NIJ to document the basis for non-competitive grant awards and issue guidelines for what constitutes a reasonable basis for making non-competitive grant awards.
6. Require the NIJ to assess the independence of grant applicants for performing research studies before awarding the grants.
7. Require the NIJ to document the basis for requiring grantees to use specific sub-grantees to perform work related to the grants.
8. Ensure that non-competitive justifications for contract awards fully explain the circumstances that led to the sole-source awards.

3. ADMINISTRATIVE COSTS FOR GRANTS AND CONTRACTS

We reviewed the final grant budgets for 1,400 grants and determined the administrative costs for the grants totaled about \$64.1 million, or about 12 percent of the \$551 million awarded for these grants.³⁸ We found that 812 of the 1,400 grants listed no administrative costs. The administrative costs for the remaining 588 grants ranged from 0.03 (\$54) to 65.65 percent (\$327,373) of the total grant award amounts. For the 130 contracts we reviewed, we determined the administrative costs totaled about \$990,000, or about 1.5 percent of the \$64 million awarded for these contracts. We found that 86 of the 130 contracts listed no administrative costs, while the administrative costs for the remaining 44 contracts ranged from 0.02 (\$14) to 41 percent (\$20,053) of the total contract award amounts.

We reviewed the NIJ grants and contracts awarded during FY 2005 through FY 2007 to identify related costs that were administrative in nature. To identify those costs, we first had to define administrative costs. For contract costs, the Federal Acquisition Regulation (FAR) defines types of cost, but does not specifically define what constitutes administrative costs. The FAR basically establishes two types of costs for contracts – direct costs and indirect costs. Based on the definitions of direct and indirect costs as explained below, we considered only indirect costs to be administrative costs.

Direct costs are costs identified with a specific project. Direct costs include, but are not limited to, items that are incorporated in the end product such as labor and material. Other direct costs include items such as office supplies, postage, reproduction, ground transportation, and travel.

Indirect costs are costs identified with two or more projects or activities. The cost of operating and maintaining facilities, depreciation, and administrative salaries are examples of the types of costs that are usually treated as indirect. Because of their nature, indirect costs cannot be charged to final cost objectives on an individual basis. Therefore, indirect costs must be classified and grouped together into indirect cost pools,

³⁸ For 57 of the 1,459 NIJ grants awarded during FYs 2005 through 2007, the grant budgets maintained in GMS did not match the grant award amounts. Without the final budgets, we were unable to determine the administrative costs for these 57 grants. Two of the remaining 1,402 grants were actually adjusting accounting entries and not actually grant awards during the period.

typically either an overhead cost pool or the general and administrative expense (G&A) cost pool. The pools in turn are allocated to final cost objectives using an indirect cost allocation base that best links the cost pool to the cost objectives. Costs that are incurred for or that only benefit an identifiable unit or activity, such as an engineering or manufacturing department, are considered overhead costs. Examples of overhead costs include:

- department supervision,
- depreciation of department buildings and equipment,
- training of department employees, and
- fringe benefits of department employees.

G&A expenses represent indirect costs that are necessary to the overall operation of the business as a whole, but for which a direct relationship to any particular cost objective cannot be shown. G&A includes the top management functions for executive control and direction over all personnel, departments, facilities, and activities of the contractor. Typically, it includes human resources, accounting, finance, public relations, contract administration, legal, and an expense allocation from the corporate home office.

The guidelines for grants also identify two types of grant costs – direct costs and indirect – but do not define what constitutes administrative costs.³⁹

We explained our methodology for identifying administrative costs to NIJ and OJP officials. An OJP contracting official stated that our methodology was reasonable, given the lack of a clear definition for administrative costs. An OJP finance official generally agreed with our methodology but stated that grants without approved indirect cost or G&A rates may also include direct administrative costs in the grant budgets. An NIJ grant making official stated that the OJP budget detail worksheet does not contain a category for administrative costs, but that some solicitations define allowable administrative costs. We reviewed the 10 solicitations for our sampled grants and found that none of the solicitations defined or mentioned administrative costs. Without a clear definition of administrative

³⁹ The cost principles for grants are contained in 2 C.F.R. § 220 – *Cost Principles for Educational Institutions*; 2 C.F.R. § 225 – *Cost Principles for State, Local, and Indian Tribal Governments*; and 2 C.F.R. § 230 – *Cost Principles for Non-profit Institutions*.

costs, we considered all indirect costs to be administrative costs, including overhead costs, G&A expenses, and certain expenses identified as “Other Costs” in grantee and contractor proposals that appeared to be indirect costs.⁴⁰ While some direct costs may be administrative in nature, we considered these costs as program costs and did not attempt to distinguish any of the direct costs as administrative costs. Therefore, our calculation of the administrative costs is conservative.

Administrative Costs for Grants

We reviewed the grant files contained in GMS for the 1,459 NIJ grants awarded during FYs 2005 through 2007 to identify their administrative costs. However, we excluded 61 (4 percent) of the 1,459 grant files because of discrepancies between the information in GMS and the grant files.

We determined that the award amounts provided to us by the NIJ differed from the initial award amounts for 112 of the 1,459 awards. The initial award amounts were generally more than the amounts provided us by the NIJ generally because the amounts provided by the NIJ included reductions for deobligations made after the initial awards.⁴¹ We consider these differences to be the result of how the NIJ captured the data for us, and not a deficiency in the recorded award amounts. As a result of these differences, we adjusted the actual initial award amounts for the 1,459 grants to \$568,126,833, or \$759,309 more than reported to us by the NIJ. We did not exclude these grants from our review, but instead used the adjusted grant award amounts in our analyses.

We found two types of discrepancies. First, we found that 2 of the 1,459 grants recorded on the OJP’s grant universe listing were adjusting accounting entries and not actually grant awards during the period we reviewed. Therefore, we excluded these two grants from this review.

Second, after excluding the 2 grants that were actually adjusting entries, we determined that the grant budgets contained in GMS did not match the grant award amounts for 57 of the remaining 1,457 grants. While some of the budgets for the 57 grants identified administrative costs, there was no assurance that the administrative cost amounts were correct because the budget was not the final budget that matched the grant award amount. Therefore, we were unable to draw a conclusion regarding the administrative

⁴⁰ Appendices II and V show the administrative costs for grants and contracts by various sub-categories.

⁴¹ Appendix III contains the details regarding the differing award amounts for the 112 grants.

costs for these 57 grants and excluded them for our review.⁴² All but 1 of the 57 grants were formula grants which do not go through a formal budget review by the Office of the Chief Financial Officer. However, NIJ officials confirmed that the budgets submitted for the formula grants should match the grant award amounts.

Our review of the remaining 1,400 grant files found that the administrative costs for the grants totaled \$64,092,600, or about 12 percent of the \$551,035,127 awarded for these grants.

**Exhibit 16: Administrative Costs in NIJ Grants
Awarded During FYs 2005 through 2007**

	Grant Awards	Total Award Amount	Administrative Costs	
			Amount	Percent of Award
Grants Without Administrative Costs	812	\$230,496,413	\$0	0%
Grants With Administrative Costs	588	\$320,538,714	\$64,092,600	20%
Totals	1,400	\$551,035,127	\$64,092,600	12%

Source: OIG analyses of grant budgets

As shown in Exhibit 16, 812 of the grants contained no administrative costs. For the remaining 588 grants, we found that the administrative costs ranged from 0.03 percent to 65.65 percent of the total grant award amounts. Appendix II contains the details regarding the administrative costs for each of the 1,400 grants. We determined that for each of the 588 grants that identified administrative costs, the administrative costs were determined by the grantees and included in the grantees' grant budgets submitted to the NIJ. While the administrative cost percentage for some grants appeared high, administrative costs can vary significantly based on factors such as the type, size, and location of the organization; age of facilities and equipment; and purpose of the grant. According to an NIJ official, the administrative costs in the budgets were reviewed for reasonableness before NIJ made the awards. We did not attempt to analyze the administrative cost percentages for individual grantees to evaluate the reasonableness of the administrative costs budgeted because such analysis was beyond the scope of this review and would have required conducting detailed audits of individual grants with high administrative costs.

⁴² Appendix IV contains the details regarding the 59 grants with budgets that differed from the award amounts.

Administrative Costs for Contracts

We reviewed the contract files for the 131 NIJ contracts awarded in FYs 2005 through 2007 to identify the administrative costs included in the contracts. We could not determine the administrative costs for one contract because the purchase was part of a purchase with other OJP offices and the administrative costs associated with the NIJ portion of the purchase was not readily identifiable. As shown in the following table, we determined that the administrative costs for the remaining 130 contracts totaled \$990,383, or about 1.5 percent of the \$64,049,454 awarded for these contracts.⁴³

**Exhibit 17: Administrative Costs in NIJ Contracts
Awarded During FYs 2005 through 2007**

	Contract Awards	Total Award Amount	Administrative Costs	
			Amount	Percent of Award
Contracts Without Administrative Costs	86	\$38,349,986	\$0	0%
Contracts With Administrative Costs	44	\$25,699,468	\$990,383	3.9%
Totals	130	\$64,049,454	\$990,383	1.5%

Source: OIG analyses of contract documentation

As shown in Exhibit 17, 86 of the contracts contained no administrative costs. For the remaining 44 contracts, we found that the administrative costs ranged from 0.02 to 41 percent of the total contract award amounts. Appendix V contains the details regarding the administrative costs associated with each of the 130 contract awards. We determined that for each of the 44 contracts that identified administrative costs, the administrative costs were determined by the contractors and included in the contractors' proposals. As explained for grants, the administrative cost percentages can vary significantly based on various factors. According to a contracting office official, NIJ reviewed the administrative costs in the proposals during the contract award process to make sure they were reasonable and in accordance with approved indirect cost-rate agreements. We did not attempt to analyze the administrative cost percentages for individual contracts to evaluate the reasonableness of the administrative costs budgeted because such verification was beyond the scope of this review and would have required conducting detailed audits of individual contracts with high administrative costs.

⁴³ We noted, however, that the rate of administrative costs in grants was significantly higher than for contracts.

Recommendation

We recommend that OJP:

9. Ensure that the final approved grant budgets for formula grants are maintained in GMS and that the budgets match the amount of funds awarded to the grantees.

STATEMENT ON COMPLIANCE WITH LAWS AND REGULATIONS

As required by the *Government Auditing Standards*, we tested the NIJ's processes, controls, and records to obtain reasonable assurance that the NIJ complied with laws and regulations that, if not complied with, could have a material effect on the NIJ's ability to effectively manage its competitive award of grants and contracts. Compliance with laws and regulations applicable to the NIJ's awarding of grants and contracts is the responsibility of NIJ management. An audit includes examining, on a test basis, evidence about compliance with laws and regulations. The specific laws and regulations we reviewed included the relevant portions of the:

- Federal Acquisition Regulation;
- 2 C.F.R. § 220 – Cost Principles for Educational Institutions;
- 2 C.F.R. § 225 – Cost Principles for State, Local, and Indian Tribal Governments;
- 2 C.F.R. § 230 – Cost Principles for Non-profit Institutions;
- 5 C.F.R. § 2634 – Executive Branch Financial Disclosure, Qualified Trusts, and Certificates of Divestiture;
- 28 C.F.R § 69 – Judicial Administration, Department of Justice, New Restrictions on Lobbying;
- 44 U.S.C. § 3101 – Records Management by Federal Agencies;

Except for instances of non-compliance identified in the Finding and Recommendations section of this report, the NIJ complied with the laws and regulations cited above. With respect to those activities not tested, nothing came to our attention that caused us to believe that the NIJ was not in compliance with the laws and regulations cited above.

STATEMENT ON INTERNAL CONTROLS

In planning and performing our audit, we examined whether the NIJ implemented effective processes to ensure that grants and contracts were awarded on a fair and open basis. We considered management's controls, decisions, policy, and guidelines for the purposes of determining our auditing procedures. The evaluation of internal controls was not made for the purpose of providing assurance on the NIJ's internal control structure as a whole.

Reportable conditions involve matters coming to our attention relating to significant deficiencies in the design or operation of the internal control structure that, in our judgment, could adversely affect the NIJ's ability to award grants and contracts on a fair and open basis. As discussed in the Findings and Recommendations section of our report, we identified weaknesses in the NIJ's processes for awarding grants and contracts.

Because we are not expressing an opinion on the NIJ's internal control structure as a whole, this statement is intended solely for the information and use of the NIJ. This restriction is not intended to limit the distribution of this report, which is a matter of public record.

ACRONYMS

Acronym	Description
ADP	Automatic Data Processing
BPA	Blanket Purchase Agreement
CRP	Center for Responsive Politics
FAR	Federal Acquisition Regulation
FSS	Federal Supply Schedule
FY	Fiscal Year
GAO	Government Accountability Office
GMS	Grants Management System
GSA	General Services Administration
IRMD	Information Resources Management Division
NCJRS	National Criminal Justice Reference Service
NIJ	National Institute of Justice
NFSTC	National Forensic Sciences Technology Center
NLECTC	National Law Enforcement and Corrections Technology Center
OAAM	Office of Audit, Assessment, and Management
OIG	Office of the Inspector General
OJP	Office of Justice Programs
ORE	Office of Research and Evaluation
OST	Office of Science and Technology
SETA	Systems Engineering and Technical Assistance
SF	Standard Form

APPENDIX I

Audit Objectives, Scope, and Methodology

In the Joint Explanatory Statement to Accompany the Consolidated Appropriations Act, 2008, Congress directed the Office of the Inspector General (OIG) to evaluate the NIJ's competitive programs. Specifically, Congress directed the following.

The OIG is directed to audit competitive National Institute of Justice programs, projects and activities, including contracts and grants, awarded in the last three fiscal years. The audit shall examine whether these grants and contracts were awarded through a fair and open competitive process. The audit shall identify costs related to any grant or contract that are administrative in nature and provide a detailed breakout of how those costs were determined.

Objectives

In response to the congressional directive, we established the following objectives for this audit:

- Determine whether competitive NIJ grants and contracts awarded in FYs 2005 through 2007 were awarded based on fair and open competition.
- Determine whether non-competitive NIJ grants and contracts awarded in those fiscal years were properly justified.
- Identify costs related to grants and contracts that are administrative in nature and explain how those costs were determined.

Scope and Methodology

We conducted this performance audit in accordance with generally accepted government auditing standards. Those standards require that we plan and perform the audit to obtain sufficient, appropriate evidence to provide a reasonable basis for our findings and conclusions based on our audit objectives. We believe that the evidence obtained provides a

reasonable basis for our findings and conclusions based on our audit objectives.

The audit covered competitive and non-competitive grant and contract award practices from October 2004 through September 2007.⁴⁴ We performed audit work at OJP and OJP's National Institute of Justice (NIJ).

To accomplish the audit objectives, we reviewed laws, regulations, and other guidelines regarding the award of grants and contracts. We also interviewed NIJ and OJP officials regarding the processes used to award grants and contracts.

To test whether competitively awarded grants and contracts were based on fair and open competition, we first obtained data from OJP that showed from Fiscal Years (FY) 2005 through 2007, the NIJ awarded:

- 1,459 grants and grant supplements totaling more than \$567 million⁴⁵ and
- 131 contract actions totaling more than \$64 million.⁴⁶

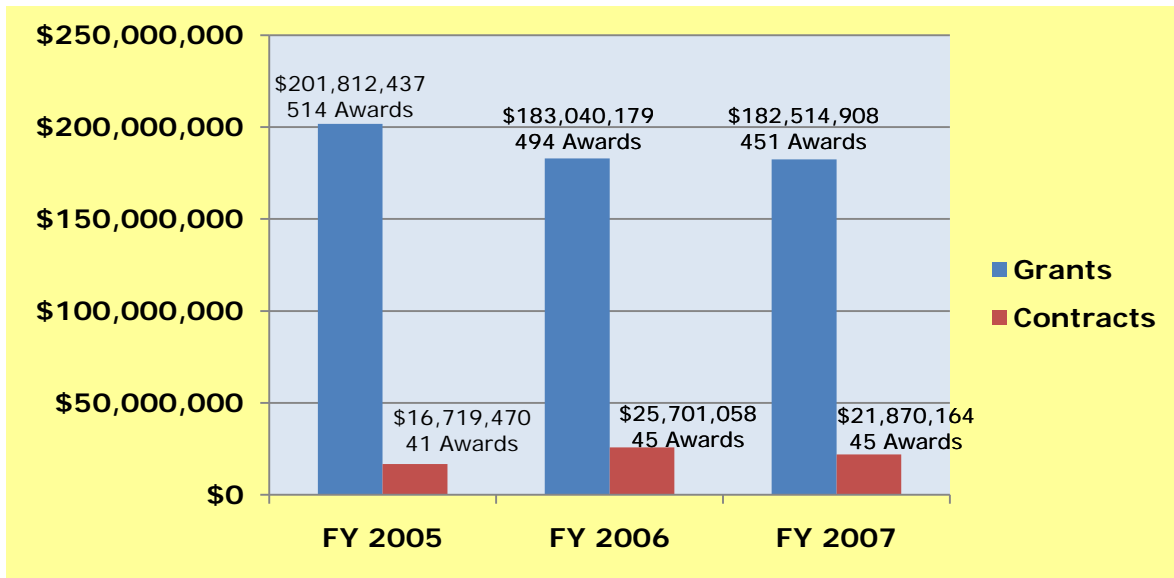
The following exhibit illustrates the extent of grant and contract awards over the 3-year period.

⁴⁴ While our audit work concentrated on the NIJ's grant and contract awards in FYs 2005 through 2007, we expanded our testing to awards made outside this time period as necessary to fully explore the NIJ's competitive award practices.

⁴⁵ The NIJ awards both grants and cooperative agreements when the principal purpose of the relationship between the NIJ and the recipient is the transfer of money or anything of value to the eligible recipient to accomplish the public purpose of support as authorized by federal statute. The NIJ uses a cooperative agreement when substantial involvement is anticipated between the NIJ and the recipient during performance of the activity funded. When such substantial involvement is not anticipated, the NIJ uses a grant as the funding instrument. In this report we refer to both cooperative agreement and grant awards as grants.

⁴⁶ The universe of contracts provided to us by OJP identified 406 transactions as contract awards totaling more than \$71 million. We determined that 233 of the transactions, totaling \$1,112,690, were actually not contract awards, but were transactions for travel and other reimbursements. Therefore, we excluded these 233 actions from our review. We determined that an additional 42 transactions, totaling \$6,047,870, were for agreements such as interagency agreements, intergovernmental agreements, and intergovernmental personnel agreements.

Exhibit 18: FY 2005 through FY 2007 NIJ Grant and Contract Awards



Source: Office of Justice Programs

For the universe of grants and contracts, we asked NIJ and OJP officials to identify whether the awards were made competitively or non-competitively. The officials explained that information was readily available to show whether the grants were competitively or non-competitively awarded. However, the officials stated that the information was not readily available for the contracts and would need to be obtained by reviewing each of the contract files. Therefore, the officials identified the competitive nature of the grant awards only. The 1,459 grant awards included 98 grant supplements that were made against the original grant number. Therefore, the universe of grant awards contained 1,361 separate grant numbers. According to the officials, the 1,361 grant awards included 137 non-competitive awards and 1,209 competitive awards. The remaining 15 awards contained both competitive and non-competitive transactions, such as an original competitive award and a supplemental non-competitive award.

Next, we judgmentally selected a sample of the NIJ grant and contract awards for testing. From the universe of 1,209 competitive awards and 15 awards that included both competitive and non-competitive transactions, we judgmentally selected the following 40 awards, totaling \$28,656,715, for testing by choosing from the grantees that received 7 or more awards:

- 15 awards, totaling \$22,740,917, with the highest award amounts;

- 5 awards, totaling \$126,303, with the lowest award amounts;
- 5 awards, totaling \$2,098,363, with the earliest award dates;
- 5 awards, totaling \$1,616,397, with the latest award dates; and
- 10 awards, totaling \$2,074,735, with award dates in the middle of the universe period.

We reviewed the 40 sampled grant awards and found that 1 was actually an adjustment to the accounting records and was not an actual award during our period. Of the remaining 39 grant awards, we determined that 15 were actual competitive awards and 24 were non-competitive awards. We tested each of the 15 competitively awarded grants to determine if:

- pre-award records were maintained to support that the grant awards were based on fair and open competition;
- the NIH program managers and management personnel involved in awarding the grants were free of conflicts of interest, and if not, were the conflicts adequately addressed by the NIH; and
- the NIH's grant application review process, including initial program office reviews, peer reviews, documentation of program office recommendations, and documentation of NIH Director selections, was implemented effectively to ensure fairness and openness of the competition process.

We tested 23 of the 24 non-competitively awarded grants to determine if:

- congressionally directed awards (earmarks) were supported by documentations showing the authority for the earmark and
- discretionary awards were supported by a written justification supporting the basis for the sole-source award.⁴⁷

⁴⁷ For 1 of the 24 non-competitive awards, the NIH provided award information related to a different supplement than the one included in our sample. Once we realized the mistaken information provided, we did not request that the NIH provide information for the correct supplement. Instead, we reviewed the non-competitive award information for the other 23 awards included in our sample.

From the universe of 131 contracts, we judgmentally selected 34 awards, totaling \$38,835,324, for testing by choosing:

- 19 awards, totaling \$18,220,018, made to the 3 award recipients receiving the highest cumulative award amounts of blanket purchase agreements;
- 8 awards, totaling \$19,989,535, made to the 4 award recipients receiving the highest cumulative award amounts of orders against General Services Administration multiple award schedule contracts;
- 5 awards, totaling \$369,816, made to the 3 award recipients receiving the highest cumulative award amounts of open market purchases; and
- 2 awards, totaling \$255,955, made using a negotiated contract.⁴⁸

We reviewed the 34 sampled contract actions and determined that 27 were awarded using competitive procedures while 7 were awarded using non-competitive procedures. We reviewed the 27 competitively awarded contract actions to determine if:

- the award was based on a properly approved requisition and certification of the availability of funds for the acquisition,
- price analyses were completed for the acquisition,
- the proposal were adequately evaluated and rated,
- individuals involved in evaluating proposals and making award recommendations and decisions completed the Conflict of Interest and Non-disclosure Statements, and
- appropriate actions were taken when conflicts of interest were identified.

⁴⁸ Blanket purchase agreements are a simplified method of filling anticipated repetitive needs for supplies or services by establishing "charge accounts" with qualified vendors. General Services Administration (GSA) contracts are awarded for similar or comparable supplies or services and established with more than one supplier, at varying prices. Open market purchases are made for supplies or services from non-GSA vendors. Negotiated contracts are above the simplified purchase threshold of \$100,000 and are made using other than sealed bids.

We tested each of the seven non-competitively awarded contract actions to determine if documentation was available to support the basis for the sole-source award.

We also analyzed all 1,459 grant and contract awards during FY 2005 through FY 2007 to identify the administrative costs associated with the awards and to explain how those costs were determined. To identify those costs, we first had to define administrative costs. The cost guidelines for contracts are contained in the Federal Acquisition Regulation (FAR). The cost guidelines for grants are contained in 2 C.F.R. § 220 – *Cost Principles for Educational Institutions*; 2 C.F.R. § 225 – *Cost Principles for State, Local, and Indian Tribal Governments*; and 2 C.F.R. § 230 – *Cost Principles for Non-profit Institutions*. The cost guidelines for grants and contracts identify that costs are comprised of two types of costs – direct costs and indirect costs. We further determined that administrative costs are captured under the indirect cost category and typically include overhead costs and general and administrative expenses. Therefore, for the purposes of our review, we considered indirect costs, both overhead and G&A expenses, to constitute administrative costs for both grants and contracts.

To identify the administrative costs for each grant, we obtained the latest grant budget and determined if it matched the grant award amount. If the budget did not match the grant award amount, then we could not identify the administrative costs for the grant since we had no assurance that the latest grant budget was accurate. For the budgets that did match the award amount, we identified the administrative costs included in the budget and reviewed the budget to determine how the costs were calculated. We performed a similar review for the contracts by analyzing the award documentation in the contract file to identify the administrative costs included in the award and to determine how those costs were calculated.

APPENDIX II

**Administrative Costs for Grant Awards
During FY 2005 through FY 2007**

	Grant Number	FY 2005 Award Amount	Total Administrative Cost	Percent of Total Award	Categories of Indirect Costs			
					Overhead	G & A	Indirect Cost	Other
FY 2005 Awards								
1	2000MUMU0014	\$300,000	\$86,732	28.91%	\$0	\$0	\$86,732	\$0
2	2001LTBXK002	\$2,959,930	\$1,152,748	38.95%	\$0	\$0	\$1,152,748	\$0
3	2001LTBXK011	\$550,000	\$66,143	12.03%	\$0	\$0	\$66,143	\$0
4	2001MUMU0007	\$250,000	\$35,590	14.24%	\$0	\$35,590	\$0	\$0
5	2001MUMUK009	\$2,859,930	\$199,421	6.97%	\$0	\$0	\$199,421	\$0
6	2001RDCXK001	\$374,603	\$74,938	20.00%	\$0	\$0	\$74,938	\$0
7	2002GPCX1003	\$1,199,992	\$241,299	20.11%	\$0	\$0	\$241,299	\$0
8	2002IJCXK010	\$184,105	\$61,776	33.55%	\$0	\$0	\$61,776	\$0
9	2002LPCXK007	\$246,661	\$0	0.00%	\$0	\$0	\$0	\$0
10	2002MUCXK006	\$149,493	\$50,162	33.55%	\$0	\$0	\$50,162	\$0
11	2002MUMUK011	\$6,806,503	\$1,111,407	16.33%	\$0	\$0	\$1,111,407	\$0
12	2003DCBX1001	\$3,427,055	\$134,862	3.94%	\$0	\$134,862	\$0	\$0
13	2003DDBXK013	\$98,664	\$13,640	13.82%	\$0	\$0	\$13,640	\$0
14	2003IJCXK004	\$30,002	\$3,091	10.30%	\$0	\$0	\$3,091	\$0
15	2003IJCXK011	\$2,959,929	\$618,568	20.90%	\$0	\$0	\$618,568	\$0
16	2003IJCXK016	\$989,477	\$63,677	6.44%	\$0	\$0	\$63,677	\$0
17	2003IJCXK024	\$2,959,930	\$1,065,575	36.00%	\$0	\$0	\$1,065,575	\$0
18	2003IJCXK025	\$1,973,286	\$571,127	28.94%	\$0	\$0	\$571,127	\$0
19	2003IJCXK104	\$254,549	\$72,009	28.29%	\$0	\$0	\$72,009	\$0
20	2003RCCXK001	\$3,948,912	\$805,082	20.39%	\$0	\$0	\$805,082	\$0
21	2003RCCXK001	\$340,000	\$112,807	33.18%	\$0	\$0	\$112,807	\$0
22	2004DNBX0079	\$1,973,286	\$51,488	2.61%	\$0	\$51,488	\$0	\$0
23	2004DNBX0079	\$3,755,000	\$99,948	2.66%	\$0	\$99,948	\$0	\$0
24	2004DNBX4069	\$226,674	\$0	0.00%	\$0	\$0	\$0	\$0

	Grant Number	FY 2005 Award Amount	Total Administrative Cost	Percent of Total Award	Categories of Indirect Costs			
					Overhead	G & A	Indirect Cost	Other
25	2004DNBX4141	\$173,440	\$0	0.00%	\$0	\$0	\$0	\$0
26	2004DNBX4155	\$230,328	\$0	0.00%	\$0	\$0	\$0	\$0
27	2004DNBX4178	\$80,233	\$0	0.00%	\$0	\$0	\$0	\$0
28	2004DNBX4184	\$80,233	\$0	0.00%	\$0	\$0	\$0	\$0
29	2004DNBX4210	\$79,175	\$0	0.00%	\$0	\$0	\$0	\$0
30	2004DNBXK017	\$500,000	\$100,284	20.06%	\$0	\$0	\$100,284	\$0
31	2004DNBXK212	\$1,484,782	\$43,246	2.91%	\$0	\$0	\$43,246	\$0
32	2004IJCX0005	\$28,978	\$7,383	25.48%	\$0	\$0	\$7,383	\$0
33	2004IJCX0096	\$986,643	\$322,306	32.67%	\$0	\$0	\$322,306	\$0
34	2004IJCXK016	\$100,000	\$0	0.00%	\$0	\$0	\$0	\$0
35	2004IJCXK035	\$249,995	\$102,581	41.03%	\$0	\$0	\$102,581	\$0
36	2004IJCXK039	\$250,000	\$83,555	33.42%	\$0	\$0	\$0	\$83,555
37	2004IJCXK040	\$300,000	\$96,926	32.31%	\$0	\$0	\$0	\$96,926
38	2004IJCXK055	\$10,900,000	\$23,640	0.22%	\$0	\$0	\$23,640	\$0
39	2004LPCXK049	\$493,322	\$0	0.00%	\$0	\$0	\$0	\$0
40	2004LTBXK001	\$542,654	\$140,777	25.94%	\$0	\$0	\$140,777	\$0
41	2004LTBXK002	\$986,643	\$164,008	16.62%	\$18,491	\$145,517	\$0	\$0
42	2004LTBXK003	\$1,973,000	\$10,229	0.52%	\$0	\$0	\$10,229	\$0
43	2004LTBXK086	\$50,000	\$0	0.00%	\$0	\$0	\$0	\$0
44	2004MUMUK002	\$99,999	\$34,205	34.21%	\$0	\$0	\$34,205	\$0
45	2004RCCXK019	\$197,329	\$0	0.00%	\$0	\$0	\$0	\$0
46	2004RGCXK001	\$986,643	\$186,744	18.93%	\$0	\$0	\$186,744	\$0
47	2005ACBX0011	\$457,200	\$94,343	20.63%	\$0	\$0	\$94,343	\$0
48	2005DABXK001	\$205,407	\$4,767	2.32%	\$0	\$0	\$4,767	\$0
49	2005DABXK002	\$225,616	\$69,233	30.69%	\$0	\$0	\$69,233	\$0
50	2005DABXK003	\$256,000	\$0	0.00%	\$0	\$0	\$0	\$0
51	2005DABXK004	\$555,601	\$0	0.00%	\$0	\$0	\$0	\$0
52	2005DABXK005	\$45,980	\$0	0.00%	\$0	\$0	\$0	\$0
53	2005DABXK006	\$387,065	\$0	0.00%	\$0	\$0	\$0	\$0
54	2005DABXK007	\$265,728	\$0	0.00%	\$0	\$0	\$0	\$0
55	2005DABXK008	\$89,212	\$0	0.00%	\$0	\$0	\$0	\$0
56	2005DABXK009	\$191,928	\$0	0.00%	\$0	\$0	\$0	\$0

	Grant Number	FY 2005 Award Amount	Total Administrative Cost	Percent of Total Award	Categories of Indirect Costs			
					Overhead	G & A	Indirect Cost	Other
57	2005DABXK010	\$154,655	\$0	0.00%	\$0	\$0	\$0	\$0
58	2005DABXK011	\$751,737	\$0	0.00%	\$0	\$0	\$0	\$0
59	2005DABXK012	\$105,891	\$0	0.00%	\$0	\$0	\$0	\$0
60	2005DABXK013	\$110,552	\$0	0.00%	\$0	\$0	\$0	\$0
61	2005DABXK014	\$89,371	\$0	0.00%	\$0	\$0	\$0	\$0
62	2005DABXK015	\$121,932	\$2,510	2.06%	\$0	\$0	\$2,510	\$0
63	2005DABXK016	\$112,809	\$0	0.00%	\$0	\$0	\$0	\$0
64	2005DABXK017	\$171,743	\$0	0.00%	\$0	\$0	\$0	\$0
65	2005DABXK018	\$52,539	\$0	0.00%	\$0	\$0	\$0	\$0
66	2005DABXK019	\$100,000	\$0	0.00%	\$0	\$0	\$0	\$0
67	2005DABXK020	\$335,414	\$0	0.00%	\$0	\$0	\$0	\$0
68	2005DABXK021	\$277,030	\$4,704	1.70%	\$0	\$0	\$0	\$4,704
69	2005DABXK022	\$687,975	\$0	0.00%	\$0	\$0	\$0	\$0
70	2005DABXK023	\$135,000	\$0	0.00%	\$0	\$0	\$0	\$0
71	2005DABXK024	\$83,904	\$0	0.00%	\$0	\$0	\$0	\$0
72	2005DABXK025	\$87,332	\$0	0.00%	\$0	\$0	\$0	\$0
73	2005DABXK026	\$135,732	\$0	0.00%	\$0	\$0	\$0	\$0
74	2005DABXK027	\$482,392	\$0	0.00%	\$0	\$0	\$0	\$0
75	2005DABXK028	\$352,970	\$0	0.00%	\$0	\$0	\$0	\$0
76	2005DABXK029	\$621,250	\$0	0.00%	\$0	\$0	\$0	\$0
77	2005DABXK030	\$94,807	\$0	0.00%	\$0	\$0	\$0	\$0
78	2005DABXK031	\$93,201	\$2,715	2.91%	\$0	\$0	\$0	\$2,715
79	2005DABXK032	\$199,051	\$0	0.00%	\$0	\$0	\$0	\$0
80	2005DABXK033	\$130,479	\$0	0.00%	\$0	\$0	\$0	\$0
81	2005DABXK034	\$71,352	\$0	0.00%	\$0	\$0	\$0	\$0
82	2005DABXK035	\$593,232	\$0	0.00%	\$0	\$0	\$0	\$0
83	2005DABXK036	\$164,395	\$0	0.00%	\$0	\$0	\$0	\$0
84	2005DABXK037	\$189,093	\$0	0.00%	\$0	\$0	\$0	\$0
85	2005DABXK038	\$96,492	\$0	0.00%	\$0	\$0	\$0	\$0
86	2005DABXK039	\$38,554	\$0	0.00%	\$0	\$0	\$0	\$0
87	2005DABXK040	\$170,019	\$0	0.00%	\$0	\$0	\$0	\$0
88	2005DABXK041	\$107,141	\$0	0.00%	\$0	\$0	\$0	\$0

	Grant Number	FY 2005 Award Amount	Total Administrative Cost	Percent of Total Award	Categories of Indirect Costs			
					Overhead	G & A	Indirect Cost	Other
89	2005DABXK042	\$372,193	\$9,580	2.57%	\$9,580	\$0	\$0	\$0
90	2005DABXK043	\$181,600	\$0	0.00%	\$0	\$0	\$0	\$0
91	2005DABXK044	\$214,851	\$0	0.00%	\$0	\$0	\$0	\$0
92	2005DABXK045	\$148,634	\$0	0.00%	\$0	\$0	\$0	\$0
93	2005DABXK046	\$43,166	\$0	0.00%	\$0	\$0	\$0	\$0
94	2005DABXK047	\$1,541,793	\$79,000	5.12%	\$0	\$0	\$0	\$79,000
95	2005DABXK048	\$70,000	\$0	0.00%	\$0	\$0	\$0	\$0
96	2005DABXK049	\$821,039	\$0	0.00%	\$0	\$0	\$0	\$0
97	2005DABXK050	\$149,981	\$0	0.00%	\$0	\$0	\$0	\$0
98	2005DABXK051	\$219,322	\$0	0.00%	\$0	\$0	\$0	\$0
99	2005DABXK052	\$111,280	\$0	0.00%	\$0	\$0	\$0	\$0
100	2005DABXK053	\$1,309,335	\$1,500	0.11%	\$0	\$0	\$0	\$1,500
101	2005DABXK054	\$585,725	\$0	0.00%	\$0	\$0	\$0	\$0
102	2005DABXK055	\$279,234	\$20,800	7.45%	\$0	\$0	\$0	\$20,800
103	2005DABXK056	\$66,135	\$0	0.00%	\$0	\$0	\$0	\$0
104	2005DABXK057	\$210,000	\$0	0.00%	\$0	\$0	\$0	\$0
105	2005DABXK058	\$340,360	\$0	0.00%	\$0	\$0	\$0	\$0
106	2005DABXK059	\$24,171	\$0	0.00%	\$0	\$0	\$0	\$0
107	2005DABXK060	\$105,152	\$0	0.00%	\$0	\$0	\$0	\$0
108	2005DABXK061	\$163,228	\$0	0.00%	\$0	\$0	\$0	\$0
109	2005DABXK062	\$515,000	\$0	0.00%	\$0	\$0	\$0	\$0
110	2005DABXK063	\$325,815	\$0	0.00%	\$0	\$0	\$0	\$0
111	2005DABXK064	\$119,775	\$0	0.00%	\$0	\$0	\$0	\$0
112	2005DABXK065	\$64,976	\$0	0.00%	\$0	\$0	\$0	\$0
113	2005DABXK066	\$443,476	\$0	0.00%	\$0	\$0	\$0	\$0
114	2005DABXK067	\$156,591	\$0	0.00%	\$0	\$0	\$0	\$0
115	2005DABXK068	\$79,046	\$0	0.00%	\$0	\$0	\$0	\$0
116	2005DABXK069	\$1,207,226	\$35,827	2.97%	\$0	\$0	\$35,827	\$0
117	2005DABXK070	\$639,666	\$12,000	1.88%	\$0	\$0	\$0	\$12,000
118	2005DABXK071	\$46,324	\$0	0.00%	\$0	\$0	\$0	\$0
119	2005DABXK072	\$48,058	\$0	0.00%	\$0	\$0	\$0	\$0
120	2005DABXK073	\$103,517	\$0	0.00%	\$0	\$0	\$0	\$0

	Grant Number	FY 2005 Award Amount	Total Administrative Cost	Percent of Total Award	Categories of Indirect Costs			
					Overhead	G & A	Indirect Cost	Other
121	2005DABXK074	\$397,788	\$0	0.00%	\$0	\$0	\$0	\$0
122	2005DABXK075	\$152,103	\$0	0.00%	\$0	\$0	\$0	\$0
123	2005DABXK076	\$711,386	\$0	0.00%	\$0	\$0	\$0	\$0
124	2005DABXK077	\$150,539	\$0	0.00%	\$0	\$0	\$0	\$0
125	2005DABXK078	\$97,445	\$0	0.00%	\$0	\$0	\$0	\$0
126	2005DABXK079	\$492,225	\$14,105	2.87%	\$0	\$0	\$14,105	\$0
127	2005DABXK080	\$157,663	\$0	0.00%	\$0	\$0	\$0	\$0
128	2005DABXK081	\$130,049	\$0	0.00%	\$0	\$0	\$0	\$0
129	2005DABXK082	\$40,017	\$0	0.00%	\$0	\$0	\$0	\$0
130	2005DABXK083	\$54,075	\$1,575	2.91%	\$0	\$0	\$0	\$1,575
131	2005DABXK084	\$511,584	\$5,653	1.10%	\$0	\$0	\$5,653	\$0
132	2005DABXK085	\$17,317	\$0	0.00%	\$0	\$0	\$0	\$0
133	2005DABXK086	\$53,033	\$0	0.00%	\$0	\$0	\$0	\$0
134	2005DABXK087	\$53,393	\$0	0.00%	\$0	\$0	\$0	\$0
135	2005DABXK088	\$183,400	\$0	0.00%	\$0	\$0	\$0	\$0
136	2005DABXK089	\$1,389,080	\$0	0.00%	\$0	\$0	\$0	\$0
137	2005DABXK090	\$176,188	\$5,285	3.00%	\$0	\$0	\$0	\$5,285
138	2005DABXK091	\$453,476	\$0	0.00%	\$0	\$0	\$0	\$0
139	2005DABXK092	\$365,474	\$0	0.00%	\$0	\$0	\$0	\$0
140	2005DABXK093	\$445,803	\$0	0.00%	\$0	\$0	\$0	\$0
141	2005DABXK094	\$1,215,071	\$0	0.00%	\$0	\$0	\$0	\$0
142	2005DABXK095	\$283,868	\$8,268	2.91%	\$0	\$0	\$0	\$8,268
143	2005DABXK096	\$38,366	\$0	0.00%	\$0	\$0	\$0	\$0
144	2005DABXK097	\$866,226	\$0	0.00%	\$0	\$0	\$0	\$0
145	2005DABXK098	\$102,026	\$0	0.00%	\$0	\$0	\$0	\$0
146	2005DABXK099	\$42,629	\$1,279	3.00%	\$0	\$0	\$1,279	\$0
147	2005DABXK100	\$20,000	\$0	0.00%	\$0	\$0	\$0	\$0
148	2005DABXK101	\$638,098	\$117,200	18.37%	\$0	\$0	\$117,200	\$0
149	2005DABXK102	\$574,557	\$190,306	33.12%	\$0	\$0	\$190,306	\$0
150	2005DABXK103	\$306,072	\$0	0.00%	\$0	\$0	\$0	\$0
151	2005DABXK105	\$78,034	\$0	0.00%	\$0	\$0	\$0	\$0
152	2005DABXK106	\$692,014	\$514	0.07%	\$0	\$0	\$0	\$514

	Grant Number	FY 2005 Award Amount	Total Administrative Cost	Percent of Total Award	Categories of Indirect Costs			
					Overhead	G & A	Indirect Cost	Other
153	2005DABXK107	\$382,242	\$0	0.00%	\$0	\$0	\$0	\$0
154	2005DABXK108	\$18,399	\$0	0.00%	\$0	\$0	\$0	\$0
155	2005DABXK109	\$391,905	\$0	0.00%	\$0	\$0	\$0	\$0
156	2005DABXK110	\$101,627	\$0	0.00%	\$0	\$0	\$0	\$0
157	2005DABXK111	\$269,985	\$0	0.00%	\$0	\$0	\$0	\$0
158	2005DCBX1064	\$196,495	\$76,809	39.09%	\$0	\$24,975	\$51,834	\$0
159	2005DDBX0002	\$474,435	\$158,616	33.43%	\$94,026	\$62,670	\$0	\$1,920
160	2005DDBX0037	\$367,960	\$140,987	38.32%	\$0	\$0	\$140,987	\$0
161	2005DDBX1009	\$662,455	\$193,870	29.27%	\$0	\$0	\$193,870	\$0
162	2005DDBXK002	\$493,322	\$0	0.00%	\$0	\$0	\$0	\$0
163	2005DDBXK012	\$596,478	\$202,971	34.03%	\$0	\$0	\$202,971	\$0
164	2005DDBXK056	\$126,601	\$8,518	6.73%	\$0	\$0	\$8,518	\$0
165	2005DDBXK187	\$986,643	\$145,515	14.75%	\$0	\$145,515	\$0	\$0
166	2005DDCXK078	\$246,661	\$63,175	25.61%	\$0	\$0	\$63,175	\$0
167	2005DEBXK001	\$274,875	\$73,560	26.76%	\$0	\$0	\$73,560	\$0
168	2005DEBXK005	\$350,000	\$0	0.00%	\$0	\$0	\$0	\$0
169	2005DEBXK029	\$340,505	\$92,269	27.10%	\$0	\$0	\$92,269	\$0
170	2005DEBXK034	\$149,916	\$33,710	22.49%	\$0	\$0	\$33,710	\$0
171	2005DEBXK040	\$123,000	\$23,186	18.85%	\$8,124	\$15,062	\$0	\$0
172	2005DEBXK070	\$200,000	\$39,779	19.89%	\$0	\$0	\$39,779	\$0
173	2005DEBXK072	\$20,000	\$0	0.00%	\$0	\$0	\$0	\$0
174	2005DNBX0001	\$82,639	\$0	0.00%	\$0	\$0	\$0	\$0
175	2005DNBX0002	\$95,000	\$0	0.00%	\$0	\$0	\$0	\$0
176	2005DNBX0005	\$95,000	\$0	0.00%	\$0	\$0	\$0	\$0
177	2005DNBX0007	\$65,403	\$0	0.00%	\$0	\$0	\$0	\$0
178	2005DNBX0010	\$82,639	\$0	0.00%	\$0	\$0	\$0	\$0
179	2005DNBX0012	\$82,639	\$0	0.00%	\$0	\$0	\$0	\$0
180	2005DNBX0013	\$91,810	\$0	0.00%	\$0	\$0	\$0	\$0
181	2005DNBX0014	\$65,495	\$0	0.00%	\$0	\$0	\$0	\$0
182	2005DNBX0016	\$95,000	\$9,500	10.00%	\$0	\$0	\$9,500	\$0
183	2005DNBX0017	\$95,000	\$0	0.00%	\$0	\$0	\$0	\$0
184	2005DNBX0020	\$82,639	\$6,270	7.59%	\$0	\$0	\$6,270	\$0

	Grant Number	FY 2005 Award Amount	Total Administrative Cost	Percent of Total Award	Categories of Indirect Costs			
					Overhead	G & A	Indirect Cost	Other
185	2005DNBX0026	\$18,000	\$0	0.00%	\$0	\$0	\$0	\$0
186	2005DNBX0054	\$82,639	\$8,264	10.00%	\$0	\$0	\$0	\$8,264
187	2005DNBX0058	\$371,657	\$35,746	9.62%	\$0	\$0	\$0	\$35,746
188	2005DNBX0061	\$87,850	\$0	0.00%	\$0	\$0	\$0	\$0
189	2005DNBX0062	\$113,634	\$0	0.00%	\$0	\$0	\$0	\$0
190	2005DNBX0064	\$82,824	\$0	0.00%	\$0	\$0	\$0	\$0
191	2005DNBX0065	\$82,639	\$0	0.00%	\$0	\$0	\$0	\$0
192	2005DNBX0066	\$82,639	\$8,263	10.00%	\$0	\$0	\$0	\$8,263
193	2005DNBX0068	\$95,000	\$0	0.00%	\$0	\$0	\$0	\$0
194	2005DNBX0071	\$76,134	\$0	0.00%	\$0	\$0	\$0	\$0
195	2005DNBX0072	\$92,501	\$0	0.00%	\$0	\$0	\$0	\$0
196	2005DNBX0073	\$564,253	\$0	0.00%	\$0	\$0	\$0	\$0
197	2005DNBX0074	\$95,000	\$0	0.00%	\$0	\$0	\$0	\$0
198	2005DNBX0075	\$89,985	\$0	0.00%	\$0	\$0	\$0	\$0
199	2005DNBX0076	\$134,467	\$0	0.00%	\$0	\$0	\$0	\$0
200	2005DNBX0078	\$94,624	\$0	0.00%	\$0	\$0	\$0	\$0
201	2005DNBX0079	\$57,305	\$0	0.00%	\$0	\$0	\$0	\$0
202	2005DNBX0080	\$412,349	\$0	0.00%	\$0	\$0	\$0	\$0
203	2005DNBX0082	\$56,600	\$0	0.00%	\$0	\$0	\$0	\$0
204	2005DNBX0083	\$140,051	\$2,267	1.62%	\$0	\$0	\$0	\$2,267
205	2005DNBX0084	\$55,918	\$0	0.00%	\$0	\$0	\$0	\$0
206	2005DNBX0085	\$327,989	\$0	0.00%	\$0	\$0	\$0	\$0
207	2005DNBX0087	\$82,639	\$0	0.00%	\$0	\$0	\$0	\$0
208	2005DNBX0088	\$95,000	\$0	0.00%	\$0	\$0	\$0	\$0
209	2005DNBX0090	\$94,307	\$0	0.00%	\$0	\$0	\$0	\$0
210	2005DNBX0092	\$94,988	\$0	0.00%	\$0	\$0	\$0	\$0
211	2005DNBX0093	\$82,639	\$0	0.00%	\$0	\$0	\$0	\$0
212	2005DNBX0095	\$60,068	\$0	0.00%	\$0	\$0	\$0	\$0
213	2005DNBX0096	\$45,420	\$0	0.00%	\$0	\$0	\$0	\$0
214	2005DNBX0097	\$82,639	\$0	0.00%	\$0	\$0	\$0	\$0
215	2005DNBX0098	\$116,585	\$0	0.00%	\$0	\$0	\$0	\$0
216	2005DNBX0099	\$74,300	\$0	0.00%	\$0	\$0	\$0	\$0

	Grant Number	FY 2005 Award Amount	Total Administrative Cost	Percent of Total Award	Categories of Indirect Costs			
					Overhead	G & A	Indirect Cost	Other
217	2005DNBX0101	\$149,240	\$4,019	2.69%	\$0	\$0	\$4,019	\$0
218	2005DNBX0107	\$69,650	\$0	0.00%	\$0	\$0	\$0	\$0
219	2005DNBX0108	\$95,000	\$0	0.00%	\$0	\$0	\$0	\$0
220	2005DNBX0109	\$58,250	\$0	0.00%	\$0	\$0	\$0	\$0
221	2005DNBX0111	\$48,188	\$0	0.00%	\$0	\$0	\$0	\$0
222	2005DNBX0112	\$22,306	\$0	0.00%	\$0	\$0	\$0	\$0
223	2005DNBX0113	\$88,722	\$0	0.00%	\$0	\$0	\$0	\$0
224	2005DNBX0114	\$282,136	\$8,085	2.87%	\$0	\$0	\$8,085	\$0
225	2005DNBX0115	\$146,930	\$4,687	3.19%	\$0	\$0	\$4,687	\$0
226	2005DNBX0116	\$30,516	\$0	0.00%	\$0	\$0	\$0	\$0
227	2005DNBX0117	\$72,486	\$0	0.00%	\$0	\$0	\$0	\$0
228	2005DNBX0118	\$40,967	\$0	0.00%	\$0	\$0	\$0	\$0
229	2005DNBX0119	\$95,000	\$0	0.00%	\$0	\$0	\$0	\$0
230	2005DNBX0120	\$28,191	\$0	0.00%	\$0	\$0	\$0	\$0
231	2005DNBX0121	\$84,116	\$0	0.00%	\$0	\$0	\$0	\$0
232	2005DNBX0123	\$95,000	\$0	0.00%	\$0	\$0	\$0	\$0
233	2005DNBX0124	\$50,720	\$0	0.00%	\$0	\$0	\$0	\$0
234	2005DNBX0128	\$95,000	\$0	0.00%	\$0	\$0	\$0	\$0
235	2005DNBX0129	\$38,250	\$0	0.00%	\$0	\$0	\$0	\$0
236	2005DNBXK001	\$196,112	\$0	0.00%	\$0	\$0	\$0	\$0
237	2005DNBXK002	\$661,878	\$0	0.00%	\$0	\$0	\$0	\$0
238	2005DNBXK003	\$188,264	\$0	0.00%	\$0	\$0	\$0	\$0
239	2005DNBXK004	\$64,929	\$0	0.00%	\$0	\$0	\$0	\$0
240	2005DNBXK005	\$136,947	\$0	0.00%	\$0	\$0	\$0	\$0
241	2005DNBXK006	\$1,224,751	\$0	0.00%	\$0	\$0	\$0	\$0
242	2005DNBXK008	\$455,301	\$0	0.00%	\$0	\$0	\$0	\$0
243	2005DNBXK009	\$363,751	\$0	0.00%	\$0	\$0	\$0	\$0
244	2005DNBXK010	\$226,098	\$0	0.00%	\$0	\$0	\$0	\$0
245	2005DNBXK011	\$122,692	\$1,337	1.09%	\$0	\$0	\$1,337	\$0
246	2005DNBXK012	\$525,815	\$0	0.00%	\$0	\$0	\$0	\$0
247	2005DNBXK013	\$342,060	\$0	0.00%	\$0	\$0	\$0	\$0
248	2005DNBXK014	\$75,014	\$1,670	2.23%	\$0	\$0	\$1,670	\$0

	Grant Number	FY 2005 Award Amount	Total Administrative Cost	Percent of Total Award	Categories of Indirect Costs			
					Overhead	G & A	Indirect Cost	Other
249	2005DNBXX015	\$48,175	\$0	0.00%	\$0	\$0	\$0	\$0
250	2005DNBXX016	\$352,480	\$0	0.00%	\$0	\$0	\$0	\$0
251	2005DNBXX017	\$714,150	\$0	0.00%	\$0	\$0	\$0	\$0
252	2005DNBXX018	\$799,583	\$0	0.00%	\$0	\$0	\$0	\$0
253	2005DNBXX019	\$882,399	\$0	0.00%	\$0	\$0	\$0	\$0
254	2005DNBXX020	\$500,000	\$0	0.00%	\$0	\$0	\$0	\$0
255	2005DNBXX021	\$171,159	\$10,423	6.09%	\$0	\$0	\$10,423	\$0
256	2005DNBXX022	\$435,961	\$0	0.00%	\$0	\$0	\$0	\$0
257	2005DNBXX023	\$106,743	\$0	0.00%	\$0	\$0	\$0	\$0
258	2005DNBXX024	\$250,349	\$0	0.00%	\$0	\$0	\$0	\$0
259	2005DNBXX025	\$205,701	\$0	0.00%	\$0	\$0	\$0	\$0
260	2005DNBXX026	\$790,276	\$0	0.00%	\$0	\$0	\$0	\$0
261	2005DNBXX027	\$97,385	\$0	0.00%	\$0	\$0	\$0	\$0
262	2005DNBXX028	\$728,970	\$0	0.00%	\$0	\$0	\$0	\$0
263	2005DNBXX029	\$263,200	\$0	0.00%	\$0	\$0	\$0	\$0
264	2005DNBXX030	\$532,832	\$0	0.00%	\$0	\$0	\$0	\$0
265	2005DNBXX031	\$374,761	\$0	0.00%	\$0	\$0	\$0	\$0
266	2005DNBXX032	\$233,559	\$2,668	1.14%	\$0	\$0	\$2,668	\$0
267	2005DNBXX033	\$419,017	\$0	0.00%	\$0	\$0	\$0	\$0
268	2005DNBXX034	\$472,554	\$0	0.00%	\$0	\$0	\$0	\$0
269	2005DNBXX035	\$179,364	\$0	0.00%	\$0	\$0	\$0	\$0
270	2005DNBXX036	\$60,500	\$0	0.00%	\$0	\$0	\$0	\$0
271	2005DNBXX037	\$600,624	\$0	0.00%	\$0	\$0	\$0	\$0
272	2005DNBXX038	\$11,365	\$0	0.00%	\$0	\$0	\$0	\$0
273	2005DNBXX039	\$266,998	\$0	0.00%	\$0	\$0	\$0	\$0
274	2005DNBXX040	\$863,280	\$0	0.00%	\$0	\$0	\$0	\$0
275	2005DNBXX041	\$756,927	\$22,028	2.91%	\$0	\$0	\$22,028	\$0
276	2005DNBXX042	\$53,313	\$0	0.00%	\$0	\$0	\$0	\$0
277	2005DNBXX043	\$42,494	\$0	0.00%	\$0	\$0	\$0	\$0
278	2005DNBXX044	\$200,000	\$0	0.00%	\$0	\$0	\$0	\$0
279	2005DNBXX045	\$80,094	\$0	0.00%	\$0	\$0	\$0	\$0
280	2005DNBXX046	\$227,213	\$0	0.00%	\$0	\$0	\$0	\$0

	Grant Number	FY 2005 Award Amount	Total Administrative Cost	Percent of Total Award	Categories of Indirect Costs			
					Overhead	G & A	Indirect Cost	Other
281	2005DNB XK047	\$237,000	\$0	0.00%	\$0	\$0	\$0	\$0
282	2005DNB XK048	\$419,391	\$0	0.00%	\$0	\$0	\$0	\$0
283	2005DNB XK049	\$39,566	\$0	0.00%	\$0	\$0	\$0	\$0
284	2005DNB XK050	\$66,227	\$1,921	2.90%	\$0	\$0	\$0	\$1,921
285	2005DNB XK051	\$1,375,407	\$39,412	2.87%	\$0	\$0	\$39,412	\$0
286	2005DNB XK052	\$118,800	\$0	0.00%	\$0	\$0	\$0	\$0
287	2005DNB XK053	\$482,225	\$0	0.00%	\$0	\$0	\$0	\$0
288	2005DNB XK054	\$67,775	\$0	0.00%	\$0	\$0	\$0	\$0
289	2005DNB XK055	\$329,164	\$0	0.00%	\$0	\$0	\$0	\$0
290	2005DNB XK056	\$229,164	\$0	0.00%	\$0	\$0	\$0	\$0
291	2005DNB XK057	\$265,655	\$0	0.00%	\$0	\$0	\$0	\$0
292	2005DNB XK058	\$190,445	\$0	0.00%	\$0	\$0	\$0	\$0
293	2005DNB XK059	\$134,163	\$0	0.00%	\$0	\$0	\$0	\$0
294	2005DNB XK060	\$622,144	\$16,374	2.63%	\$0	\$0	\$16,374	\$0
295	2005DNB XK061	\$53,356	\$0	0.00%	\$0	\$0	\$0	\$0
296	2005DNB XK062	\$73,529	\$0	0.00%	\$0	\$0	\$0	\$0
297	2005DNB XK063	\$115,104	\$3,453	3.00%	\$0	\$0	\$3,453	\$0
298	2005DNB XK064	\$40,000	\$0	0.00%	\$0	\$0	\$0	\$0
299	2005DNB XK065	\$126,800	\$0	0.00%	\$0	\$0	\$0	\$0
300	2005DNB XK066	\$69,524	\$0	0.00%	\$0	\$0	\$0	\$0
301	2005DNB XK067	\$277,116	\$0	0.00%	\$0	\$0	\$0	\$0
302	2005DNB XK068	\$112,236	\$0	0.00%	\$0	\$0	\$0	\$0
303	2005DNB XK069	\$306,134	\$0	0.00%	\$0	\$0	\$0	\$0
304	2005DNB XK070	\$539,204	\$0	0.00%	\$0	\$0	\$0	\$0
305	2005DNB XK071	\$52,620	\$0	0.00%	\$0	\$0	\$0	\$0
306	2005DNB XK072	\$77,215	\$2,249	2.91%	\$0	\$0	\$0	\$2,249
307	2005DNB XK073	\$242,321	\$0	0.00%	\$0	\$0	\$0	\$0
308	2005DNB XK074	\$79,937	\$0	0.00%	\$0	\$0	\$0	\$0
309	2005DNB XK075	\$32,000	\$0	0.00%	\$0	\$0	\$0	\$0
310	2005DNB XK076	\$134,548	\$0	0.00%	\$0	\$0	\$0	\$0
311	2005DNB XK077	\$58,821	\$0	0.00%	\$0	\$0	\$0	\$0
312	2005DNB XK078	\$68,079	\$0	0.00%	\$0	\$0	\$0	\$0

	Grant Number	FY 2005 Award Amount	Total Administrative Cost	Percent of Total Award	Categories of Indirect Costs			
					Overhead	G & A	Indirect Cost	Other
313	2005DNB XK079	\$143,284	\$0	0.00%	\$0	\$0	\$0	\$0
314	2005DNB XK080	\$1,338,036	\$0	0.00%	\$0	\$0	\$0	\$0
315	2005DNB XK081	\$40,000	\$0	0.00%	\$0	\$0	\$0	\$0
316	2005DNB XK082	\$508,371	\$0	0.00%	\$0	\$0	\$0	\$0
317	2005DNB XK083	\$111,580	\$0	0.00%	\$0	\$0	\$0	\$0
318	2005DNB XK084	\$263,185	\$0	0.00%	\$0	\$0	\$0	\$0
319	2005DNB XK085	\$600,623	\$0	0.00%	\$0	\$0	\$0	\$0
320	2005DNB XK086	\$91,188	\$0	0.00%	\$0	\$0	\$0	\$0
321	2005DNB XK087	\$287,425	\$50,830	17.68%	\$0	\$0	\$50,830	\$0
322	2005DNB XK088	\$282,756	\$0	0.00%	\$0	\$0	\$0	\$0
323	2005DNB XK089	\$331,761	\$0	0.00%	\$0	\$0	\$0	\$0
324	2005DNB XK090	\$118,846	\$0	0.00%	\$0	\$0	\$0	\$0
325	2005DNB XK091	\$223,548	\$0	0.00%	\$0	\$0	\$0	\$0
326	2005DNB XK092	\$135,911	\$0	0.00%	\$0	\$0	\$0	\$0
327	2005DNB XK093	\$61,576	\$0	0.00%	\$0	\$0	\$0	\$0
328	2005DNB XK094	\$314,715	\$9,018	2.87%	\$0	\$0	\$9,018	\$0
329	2005DNB XK095	\$426,593	\$12,442	2.92%	\$0	\$0	\$0	\$12,442
330	2005DNB XK096	\$40,206	\$0	0.00%	\$0	\$0	\$0	\$0
331	2005DNB XK097	\$69,602	\$0	0.00%	\$0	\$0	\$0	\$0
332	2005DNB XK098	\$89,840	\$0	0.00%	\$0	\$0	\$0	\$0
333	2005DNB XK099	\$118,830	\$0	0.00%	\$0	\$0	\$0	\$0
334	2005DNB XK100	\$136,308	\$0	0.00%	\$0	\$0	\$0	\$0
335	2005DNB XK101	\$130,732	\$14,111	10.79%	\$0	\$0	\$14,111	\$0
336	2005DNB XK102	\$33,212	\$0	0.00%	\$0	\$0	\$0	\$0
337	2005DNB XK103	\$528,597	\$15,396	2.91%	\$0	\$0	\$15,396	\$0
338	2005DNB XK104	\$52,621	\$0	0.00%	\$0	\$0	\$0	\$0
339	2005DNB XK106	\$1,496,748	\$7,816	0.52%	\$0	\$0	\$7,816	\$0
340	2005DNB XK107	\$739,534	\$0	0.00%	\$0	\$0	\$0	\$0
341	2005DNB XK108	\$470,033	\$0	0.00%	\$0	\$0	\$0	\$0
342	2005DNB XK109	\$33,299	\$0	0.00%	\$0	\$0	\$0	\$0
343	2005DNB XK110	\$223,866	\$0	0.00%	\$0	\$0	\$0	\$0
344	2005DNB XK111	\$88,552	\$0	0.00%	\$0	\$0	\$0	\$0

	Grant Number	FY 2005 Award Amount	Total Administrative Cost	Percent of Total Award	Categories of Indirect Costs			
					Overhead	G & A	Indirect Cost	Other
345	2005DNB XK112	\$28,429	\$853	3.00%	\$0	\$0	\$853	\$0
346	2005DNB XK113	\$52,973	\$0	0.00%	\$0	\$0	\$0	\$0
347	2005DNB XK118	\$99,992	\$0	0.00%	\$0	\$0	\$0	\$0
348	2005DNB XK119	\$161,953	\$0	0.00%	\$0	\$0	\$0	\$0
349	2005DNB XK120	\$30,727	\$0	0.00%	\$0	\$0	\$0	\$0
350	2005DNB XK121	\$288,660	\$8,659	3.00%	\$8,659	\$0	\$0	\$0
351	2005DNB XK122	\$399,379	\$0	0.00%	\$0	\$0	\$0	\$0
352	2005DNB XK123	\$1,175,886	\$0	0.00%	\$0	\$0	\$0	\$0
353	2005DNB XK124	\$369,240	\$11,077	3.00%	\$0	\$0	\$0	\$11,077
354	2005DNB XK125	\$115,100	\$0	0.00%	\$0	\$0	\$0	\$0
355	2005DNB XK126	\$168,700	\$0	0.00%	\$0	\$0	\$0	\$0
356	2005DNB XK127	\$561,747	\$16,852	3.00%	\$0	\$0	\$16,852	\$0
357	2005DNB XK128	\$314,135	\$0	0.00%	\$0	\$0	\$0	\$0
358	2005FSB X0004	\$501,676	\$166,832	33.25%	\$0	\$0	\$166,832	\$0
359	2005FSB X0057	\$998,870	\$332,957	33.33%	\$0	\$0	\$332,957	\$0
360	2005IJB XK022	\$200,000	\$0	0.00%	\$0	\$0	\$0	\$0
361	2005IJC X0002	\$106,702	\$29,950	28.07%	\$0	\$0	\$29,950	\$0
362	2005IJC X0003	\$160,079	\$9,373	5.86%	\$0	\$0	\$9,373	\$0
363	2005IJC X0004	\$246,796	\$68,197	27.63%	\$0	\$0	\$68,197	\$0
364	2005IJC X0005	\$219,813	\$85,781	39.02%	\$0	\$0	\$85,781	\$0
365	2005IJC X0006	\$271,882	\$61,136	22.49%	\$0	\$0	\$0	\$61,136
366	2005IJC X0007	\$30,918	\$5,153	16.67%	\$0	\$0	\$0	\$5,153
367	2005IJC X0008	\$35,000	\$13,660	39.03%	\$0	\$4,448	\$9,212	\$0
368	2005IJC X0010	\$284,715	\$83,233	29.23%	\$0	\$0	\$83,233	\$0
369	2005IJC X0011	\$35,000	\$10,198	29.14%	\$0	\$0	\$10,198	\$0
370	2005IJC X0012	\$118,167	\$23,352	19.76%	\$0	\$0	\$23,352	\$0
371	2005IJC X0013	\$143,926	\$42,716	29.68%	\$0	\$0	\$42,716	\$0
372	2005IJC X0014	\$20,000	\$0	0.00%	\$0	\$0	\$0	\$0
373	2005IJC X0015	\$141,163	\$40,765	28.88%	\$0	\$0	\$40,765	\$0
374	2005IJC X0016	\$199,439	\$39,888	20.00%	\$0	\$0	\$39,888	\$0
375	2005IJC X0019	\$275,587	\$101,165	36.71%	\$0	\$0	\$101,165	\$0
376	2005IJC X0020	\$32,356	\$8,851	27.36%	\$0	\$0	\$8,851	\$0

	Grant Number	FY 2005 Award Amount	Total Administrative Cost	Percent of Total Award	Categories of Indirect Costs			
					Overhead	G & A	Indirect Cost	Other
377	2005IJCX0024	\$269,495	\$114,487	42.48%	\$0	\$0	\$114,487	\$0
378	2005IJCX0026	\$282,835	\$46,642	16.49%	\$0	\$0	\$46,642	\$0
379	2005IJCX0028	\$324,764	\$57,371	17.67%	\$0	\$0	\$57,371	\$0
380	2005IJCX0029	\$272,978	\$0	0.00%	\$0	\$0	\$0	\$0
381	2005IJCX0030	\$187,167	\$65,234	34.85%	\$0	\$0	\$65,234	\$0
382	2005IJCX0031	\$259,782	\$89,433	34.43%	\$0	\$0	\$89,433	\$0
383	2005IJCX0034	\$207,744	\$70,860	34.11%	\$0	\$0	\$70,860	\$0
384	2005IJCX0035	\$75,237	\$0	0.00%	\$0	\$0	\$0	\$0
385	2005IJCX0038	\$103,525	\$0	0.00%	\$0	\$0	\$0	\$0
386	2005IJCX0039	\$258,068	\$68,281	26.46%	\$0	\$23,889	\$44,392	\$0
387	2005IJCX0041	\$252,964	\$54,050	21.37%	\$0	\$21,555	\$32,495	\$0
388	2005IJCX0045	\$350,994	\$127,431	36.31%	\$0	\$0	\$127,431	\$0
389	2005IJCX0046	\$994,613	\$347,891	34.98%	\$0	\$0	\$347,891	\$0
390	2005IJCX0047	\$232,200	\$26,713	11.50%	\$0	\$0	\$26,713	\$0
391	2005IJCX0048	\$375,655	\$129,324	34.43%	\$0	\$0	\$129,324	\$0
392	2005IJCX0050	\$797,094	\$225,202	28.25%	\$57,575	\$167,627	\$0	\$0
393	2005IJCX0051	\$175,496	\$30,171	17.19%	\$0	\$0	\$30,171	\$0
394	2005IJCX0053	\$336,177	\$43,124	12.83%	\$0	\$0	\$43,124	\$0
395	2005IJCX0054	\$208,354	\$65,155	31.27%	\$0	\$0	\$65,155	\$0
396	2005IJCX0055	\$376,255	\$74,844	19.89%	\$0	\$0	\$74,844	\$0
397	2005IJCX0056	\$647,387	\$118,780	18.35%	\$0	\$0	\$118,780	\$0
398	2005IJCX0059	\$298,900	\$112,367	37.59%	\$0	\$0	\$112,367	\$0
399	2005IJCX0060	\$49,997	\$13,380	26.76%	\$0	\$0	\$13,380	\$0
400	2005IJCX0200	\$314,840	\$86,302	27.41%	\$0	\$0	\$86,302	\$0
401	2005IJCXK001	\$2,709,930	\$794,498	29.32%	\$0	\$0	\$794,498	\$0
402	2005IJCXK003	\$2,712,601	\$817,761	30.15%	\$417,693	\$400,068	\$0	\$0
403	2005IJCXK004	\$332,571	\$0	0.00%	\$0	\$0	\$0	\$0
404	2005IJCXK005	\$100,000	\$30,347	30.35%	\$0	\$0	\$30,347	\$0
405	2005IJCXK006	\$100,000	\$30,347	30.35%	\$0	\$0	\$30,347	\$0
406	2005IJCXK008	\$31,151	\$0	0.00%	\$0	\$0	\$0	\$0
407	2005IJCXK013	\$147,391	\$49,619	33.66%	\$0	\$0	\$49,619	\$0
408	2005IJCXK014	\$169,091	\$53,275	31.51%	\$0	\$0	\$53,275	\$0

	Grant Number	FY 2005 Award Amount	Total Administrative Cost	Percent of Total Award	Categories of Indirect Costs			
					Overhead	G & A	Indirect Cost	Other
409	2005IJCXK016	\$201,853	\$53,943	26.72%	\$0	\$0	\$53,943	\$0
410	2005IJCXK017	\$419,995	\$105,919	25.22%	\$0	\$0	\$105,919	\$0
411	2005IJCXK018	\$399,816	\$115,951	29.00%	\$0	\$0	\$115,951	\$0
412	2005IJCXK021	\$125,000	\$37,587	30.07%	\$0	\$0	\$37,587	\$0
413	2005IJCXK023	\$739,982	\$0	0.00%	\$0	\$0	\$0	\$0
414	2005IJCXK025	\$100,000	\$0	0.00%	\$0	\$0	\$0	\$0
415	2005IJCXK026	\$225,000	\$0	0.00%	\$0	\$0	\$0	\$0
416	2005IJCXK030	\$2,884,930	\$763,874	26.48%	\$0	\$0	\$763,874	\$0
417	2005IJCXK031	\$97,019	\$19,408	20.00%	\$0	\$0	\$19,408	\$0
418	2005IJCXK032	\$167,000	\$42,964	25.73%	\$0	\$0	\$42,964	\$0
419	2005IJCXK036	\$24,995	\$0	0.00%	\$0	\$0	\$0	\$0
420	2005IJCXK037	\$337,790	\$0	0.00%	\$0	\$0	\$0	\$0
421	2005IJCXK042	\$499,999	\$148,270	29.65%	\$0	\$0	\$148,270	\$0
422	2005IJCXK045	\$74,598	\$8,860	11.88%	\$0	\$0	\$8,860	\$0
423	2005IJCXK046	\$773,341	\$184,578	23.87%	\$0	\$0	\$184,578	\$0
424	2005IJCXK049	\$36,103	\$1,462	4.05%	\$0	\$0	\$1,462	\$0
425	2005IJCXK050	\$99,856	\$6,979	6.99%	\$0	\$0	\$6,979	\$0
426	2005IJCXK051	\$231,754	\$37,668	16.25%	\$0	\$0	\$37,668	\$0
427	2005IJCXK052	\$100,000	\$0	0.00%	\$0	\$0	\$0	\$0
428	2005IJCXK053	\$93,781	\$0	0.00%	\$0	\$0	\$0	\$0
429	2005IJCXK055	\$267,054	\$3,993	1.50%	\$0	\$0	\$0	\$3,993
430	2005IJCXK057	\$496,737	\$124,313	25.03%	\$0	\$0	\$124,313	\$0
431	2005IJCXK058	\$93,235	\$15,439	16.56%	\$0	\$0	\$15,439	\$0
432	2005IJCXK059	\$431,556	\$181,540	42.07%	\$0	\$0	\$181,540	\$0
433	2005IJCXK060	\$499,962	\$216,091	43.22%	\$0	\$0	\$216,091	\$0
434	2005IJCXK061	\$194,780	\$0	0.00%	\$0	\$0	\$0	\$0
435	2005IJCXK062	\$150,000	\$70,985	47.32%	\$0	\$0	\$70,985	\$0
436	2005IJCXK064	\$261,258	\$66,359	25.40%	\$0	\$0	\$66,359	\$0
437	2005IJCXK065	\$375,000	\$71,847	19.16%	\$0	\$0	\$71,847	\$0
438	2005IJCXK066	\$437,592	\$98,890	22.60%	\$0	\$0	\$98,890	\$0
439	2005IJCXK067	\$1,800,597	\$0	0.00%	\$0	\$0	\$0	\$0
440	2005IJCXK069	\$292,149	\$63,733	21.82%	\$0	\$0	\$63,733	\$0

	Grant Number	FY 2005 Award Amount	Total Administrative Cost	Percent of Total Award	Categories of Indirect Costs			
					Overhead	G & A	Indirect Cost	Other
441	2005IJCXK071	\$1,448,788	\$0	0.00%	\$0	\$0	\$0	\$0
442	2005IJCXK103	\$303,820	\$58,452	19.24%	\$0	\$0	\$58,452	\$0
443	2005IJCXK107	\$24,752	\$7,799	31.51%	\$0	\$0	\$7,799	\$0
444	2005IJCXK108	\$130,000	\$25,411	19.55%	\$10,557	\$14,854	\$0	\$0
445	2005IJCXK140	\$20,000	\$0	0.00%	\$0	\$0	\$0	\$0
446	2005JPFK011	\$500,000	\$0	0.00%	\$0	\$0	\$0	\$0
447	2005MUBXK020	\$4,520,121	\$1,159,520	25.65%	\$0	\$0	\$1,159,520	\$0
448	2005MUBXK071	\$124,753	\$33,905	27.18%	\$0	\$0	\$33,905	\$0
449	2005MUBXK073	\$171,394	\$32,225	18.80%	\$0	\$0	\$32,225	\$0
450	2005MUBXK074	\$469,123	\$99,735	21.26%	\$0	\$0	\$99,735	\$0
451	2005MUBXK075	\$224,776	\$63,080	28.06%	\$0	\$0	\$63,080	\$0
452	2005MUBXK076	\$431,255	\$54,250	12.58%	\$0	\$0	\$54,250	\$0
453	2005MUBXK078	\$199,635	\$41,881	20.98%	\$0	\$0	\$41,881	\$0
454	2005MUCXK077	\$2,884,930	\$1,058,926	36.71%	\$729,293	\$329,633	\$0	\$0
455	2005MUMU0003	\$428,837	\$127,914	29.83%	\$76,907	\$51,007	\$0	\$0
456	2005MUMU0033	\$999,662	\$307,197	30.73%	\$0	\$0	\$307,197	\$0
457	2005MUMU0052	\$235,585	\$72,539	30.79%	\$0	\$0	\$72,539	\$0
458	2005MUMUK001	\$190,246	\$64,255	33.77%	\$0	\$0	\$64,255	\$0
459	2005MUMUK007	\$341,024	\$96,152	28.20%	\$0	\$0	\$96,152	\$0
460	2005MUMUK019	\$387,400	\$0	0.00%	\$0	\$0	\$0	\$0
461	2005MUMUK033	\$1,025,000	\$58,019	5.66%	\$0	\$0	\$58,019	\$0
462	2005MUMUK044	\$928,984	\$268,461	28.90%	\$0	\$0	\$268,461	\$0
463	2005MUMUK054	\$252,924	\$122,180	48.31%	\$0	\$0	\$122,180	\$0
464	2005MUMUK063	\$461,495	\$0	0.00%	\$0	\$0	\$0	\$0
465	2005RPBX0002	\$466,475	\$221,783	47.54%	\$0	\$0	\$221,783	\$0
466	2005VRGX0101	\$425,200	\$0	0.00%	\$0	\$0	\$0	\$0
467	2005WGBX0001	\$20,000	\$0	0.00%	\$0	\$0	\$0	\$0
468	2005WGBX0002	\$20,000	\$0	0.00%	\$0	\$0	\$0	\$0
469	2005WGBX0003	\$389,925	\$119,337	30.61%	\$0	\$0	\$119,337	\$0
470	2005WGBX0004	\$250,902	\$0	0.00%	\$0	\$0	\$0	\$0
471	2005WGBX0005	\$356,830	\$112,642	31.57%	\$0	\$0	\$112,642	\$0
472	2005WGBX0006	\$447,796	\$49,312	11.01%	\$0	\$0	\$49,312	\$0

	Grant Number	FY 2005 Award Amount	Total Administrative Cost	Percent of Total Award	Categories of Indirect Costs			
					Overhead	G & A	Indirect Cost	Other
473	2005WGBX0007	\$277,807	\$41,904	15.08%	\$0	\$0	\$41,904	\$0
474	2005WGBX0008	\$650,033	\$134,134	20.63%	\$0	\$0	\$134,134	\$0
475	2005WGBX0009	\$570,448	\$98,398	17.25%	\$0	\$0	\$98,398	\$0
476	2005WGBX0010	\$324,877	\$0	0.00%	\$0	\$0	\$0	\$0
477	2005WGBX0011	\$180,042	\$53,430	29.68%	\$0	\$0	\$53,430	\$0
478	2005WGBX0012	\$438,054	\$114,050	26.04%	\$0	\$0	\$114,050	\$0
479	2005WTBX0002	\$425,210	\$114,288	26.88%	\$0	\$0	\$114,288	\$0
FY 2005 Subtotal		\$193,622,093	\$22,395,721	11.57%	\$1,430,905	\$1,728,708	\$18,764,835	\$471,273

	Grant Number	FY 2006 Award Amount	Total Administrative Cost	Percent of Total Award	Categories of Indirect Costs			
					Overhead	G & A	Indirect Cost	Other
FY 2006 Awards								
480	2001MUMU0007	\$360,000	\$59,527	16.54%	\$0	\$59,527	\$0	\$0
481	2001MUMUK009	\$2,886,684 ⁴⁹	\$184,201	6.38%	\$0	\$0	\$184,201	\$0
482	2001MUMUK009	⁴⁹	\$0	0.00%	\$0	\$0	\$0	\$0
483	2002LPCXK007	\$123,404	\$0	0.00%	\$0	\$0	\$0	\$0
484	2002MUMUK011	\$3,298,661	\$830,770	25.19%	\$0	\$0	\$830,770	\$0
485	2003DDBXK013	\$246,807	\$61,680	24.99%	\$0	\$0	\$61,680	\$0
486	2003IJCXK011	\$977,356	\$129,821	13.28%	\$0	\$0	\$129,821	\$0
487	2003IJCXK018	\$11,018	\$3,548	32.20%	\$0	\$0	\$3,548	\$0
488	2003IJCXK024	\$1,682,119 ⁴⁹	\$605,563	36.00%	\$0	\$0	\$605,563	\$0
489	2003IJCXK024	⁴⁹	\$0	0.00%	\$0	\$0	\$0	\$0
490	2003RCCXK001	\$3,948,912	\$805,082	20.39%	\$0	\$0	\$805,082	\$0
491	2004DCBXK005	\$99,996	\$15,333	15.33%	\$0	\$0	\$15,333	\$0
492	2004DNBXX017	\$400,000	\$98,042	24.51%	\$0	\$0	\$98,042	\$0
493	2004DNBXX212	\$1,400,000	\$40,777	2.91%	\$0	\$0	\$40,777	\$0
494	2004IJCX0029	\$199,540	\$36,628	18.36%	\$0	\$0	\$36,628	\$0
495	2004IJCX0096	\$394,891	\$135,094	34.21%	\$0	\$0	\$135,094	\$0
496	2004IJCXK013	\$200,000	\$66,131	33.07%	\$56,894	\$0	\$0	\$9,237
497	2004IJCXK035	\$499,949	\$155,866	31.18%	\$0	\$0	\$155,866	\$0
498	2004IJCXK037	\$300,000	\$52,931	17.64%	\$0	\$0	\$52,931	\$0
499	2004IJCXK040	\$150,000	\$50,133	33.42%	\$0	\$0	\$50,133	\$0
500	2004IJCXK047	\$29,059	\$8,809	30.31%	\$0	\$0	\$8,809	\$0
501	2004LPCXK015	\$989,475	\$0	0.00%	\$0	\$0	\$0	\$0
502	2004LTBXX002	\$1,727,649	\$406,430	23.53%	\$0	\$0	\$406,430	\$0
503	2004LTBXX003	\$1,974,456	\$11,038	0.56%	\$0	\$0	\$11,038	\$0
504	2004MUMUK001	\$185,000	\$18,500	10.00%	\$0	\$0	\$18,500	\$0

⁴⁹ The grant universe listing provided by OJP identified this grant twice with separate award amounts. However, our review of the grant files in GMS found that the grant was a single award for the combined total of the two separate award amounts shown on OJP's grant listing. The grant budget in GMS was also a single budget covering the total award amount. Therefore, we consolidated the award amounts and the administrative cost data into the first occurrence of this award number for the applicable fiscal year.

	Grant Number	FY 2006 Award Amount	Total Administrative Cost	Percent of Total Award	Categories of Indirect Costs			
					Overhead	G & A	Indirect Cost	Other
505	2004RGCXK001	\$1,480,842	\$280,807	18.96%	\$0	\$0	\$280,807	\$0
506	2004RGCXK018	\$250,000	\$0	0.00%	\$0	\$0	\$0	\$0
507	2004WGBX0002	\$19,245	\$6,415	33.33%	\$0	\$0	\$6,415	\$0
508	2005DDBX0002	\$474,435	\$158,616	33.43%	\$0	\$0	\$158,616	\$0
509	2005DDBXK002	\$863,825	\$0	0.00%	\$0	\$0	\$0	\$0
510	2005DDBXK187	\$1,974,456	\$0	0.00%	\$0	\$0	\$0	\$0
511	2005DEBXK001	\$424,830	\$113,690	26.76%	\$0	\$0	\$113,690	\$0
512	2005DEBXK029	\$298,293	\$80,612	27.02%	\$0	\$0	\$80,612	\$0
513	2005IJCX0046	\$200,000	\$75,468	37.73%	\$0	\$0	\$75,468	\$0
514	2005IJCXK001	\$3,140,000	\$860,137	27.39%	\$0	\$0	\$860,137	\$0
515	2005IJCXK003	\$2,764,238	\$717,075	25.94%	\$390,436	\$326,639	\$0	\$0
516	2005IJCXK004	\$350,000	\$0	0.00%	\$0	\$0	\$0	\$0
517	2005IJCXK016	\$169,735	\$31,402	18.50%	\$0	\$0	\$31,402	\$0
518	2005IJCXK017	\$725,000	\$216,613	29.88%	\$0	\$0	\$216,613	\$0
519	2005IJCXK025	\$75,000	\$0	0.00%	\$0	\$0	\$0	\$0
520	2005IJCXK026	\$211,781	\$0	0.00%	\$0	\$0	\$0	\$0
521	2005IJCXK030	\$2,772,000	\$781,368	28.19%	\$0	\$0	\$781,368	\$0
522	2005IJCXK031	\$95,134	\$19,330	20.32%	\$0	\$0	\$19,330	\$0
523	2005IJCXK036	\$24,966	\$0	0.00%	\$0	\$0	\$0	\$0
524	2005IJCXK037	\$200,000	\$0	0.00%	\$0	\$0	\$0	\$0
525	2005IJCXK045	\$100,000	\$33,511	33.51%	\$0	\$0	\$33,511	\$0
526	2005IJCXK051	\$131,403	\$35,815	27.26%	\$0	\$0	\$35,815	\$0
527	2005IJCXK053	\$11,309	\$0	0.00%	\$0	\$0	\$0	\$0
528	2005IJCXK058	\$44,952	\$8,660	19.26%	\$0	\$0	\$8,660	\$0
529	2005IJCXK065	\$315,000	\$62,524	19.85%	\$0	\$0	\$62,524	\$0
530	2005IJCXK066	\$90,000	\$12,322	13.69%	\$0	\$0	\$12,322	\$0
531	2005IJCXK071	\$1,448,788	\$0	0.00%	\$0	\$0	\$0	\$0
532	2005IJCXK103	\$49,984	\$14,111	28.23%	\$0	\$0	\$14,111	\$0
533	2005LFX0001	\$500,000	\$43,609	8.72%	\$0	\$0	\$43,609	\$0
534	2005MUBXK020	\$4,692,525 ⁴⁹	\$931,107	19.84%	\$0	\$0	\$931,107	\$0
535	2005MUBXK020	⁴⁹	\$0	0.00%	\$0	\$0	\$0	\$0

	Grant Number	FY 2006 Award Amount	Total Administrative Cost	Percent of Total Award	Categories of Indirect Costs			
					Overhead	G & A	Indirect Cost	Other
536	2005MUCXK077	\$3,614,182	\$1,132,042	31.32%	\$719,084	\$412,958	\$0	\$0
537	2005MUMUK019	\$348,419	\$0	0.00%	\$0	\$0	\$0	\$0
538	2005MUMUK033	\$279,993	\$15,849	5.66%	\$0	\$0	\$15,849	\$0
539	2005MUMUK044	\$1,450,000	\$399,296	27.54%	\$0	\$0	\$399,296	\$0
540	2006DDBX0004	\$148,084	\$17,738	11.98%	\$0	\$0	\$17,738	\$0
541	2006DDBX0025	\$493,614	\$0	0.00%	\$0	\$0	\$0	\$0
542	2006DDBX0557	\$1,322,042	\$401,601	30.38%	\$0	\$0	\$401,601	\$0
543	2006DDBXK002	\$172,765	\$45,031	26.06%	\$0	\$0	\$45,031	\$0
544	2006DDBXK015	\$1,954,985	\$691,657	35.38%	\$0	\$0	\$691,657	\$0
545	2006DDBXK099	\$2,961,684	\$530,547	17.91%	\$0	\$0	\$530,547	\$0
546	2006DEBXK001	\$300,000	\$0	0.00%	\$0	\$0	\$0	\$0
547	2006DEBXK002	\$149,804	\$13,619	9.09%	\$0	\$0	\$13,619	\$0
548	2006DEBXK006	\$498,000	\$162,016	32.53%	\$0	\$0	\$162,016	\$0
549	2006DEBXK007	\$200,000	\$0	0.00%	\$0	\$0	\$0	\$0
550	2006DNBX0001	\$1,480,842	\$530,923	35.85%	\$0	\$0	\$530,923	\$0
551	2006DNBX0005	\$82,639	\$0	0.00%	\$0	\$0	\$0	\$0
552	2006DNBX0007	\$175,061	\$8,692	4.97%	\$0	\$0	\$8,692	\$0
553	2006DNBX0008	\$219,183	\$0	0.00%	\$0	\$0	\$0	\$0
554	2006DNBX0009	\$99,628	\$0	0.00%	\$0	\$0	\$0	\$0
555	2006DNBX0010	\$167,818	\$5,700	3.40%	\$0	\$0	\$5,700	\$0
556	2006DNBX0011	\$91,015	\$0	0.00%	\$0	\$0	\$0	\$0
557	2006DNBX0012	\$91,015	\$0	0.00%	\$0	\$0	\$0	\$0
558	2006DNBX0013	\$95,000	\$0	0.00%	\$0	\$0	\$0	\$0
559	2006DNBX0014	\$155,450	\$15,545	10.00%	\$0	\$0	\$15,545	\$0
560	2006DNBX0015	\$65,598	\$0	0.00%	\$0	\$0	\$0	\$0
561	2006DNBX0016	\$202,568	\$0	0.00%	\$0	\$0	\$0	\$0
562	2006DNBX0017	\$94,787	\$0	0.00%	\$0	\$0	\$0	\$0
563	2006DNBX0018	\$94,803	\$0	0.00%	\$0	\$0	\$0	\$0
564	2006DNBX0019	\$84,450	\$0	0.00%	\$0	\$0	\$0	\$0
565	2006DNBX0020	\$1,232,336	\$42,900	3.48%	\$0	\$0	\$42,900	\$0
566	2006DNBX0021	\$73,151	\$0	0.00%	\$0	\$0	\$0	\$0

	Grant Number	FY 2006 Award Amount	Total Administrative Cost	Percent of Total Award	Categories of Indirect Costs			
					Overhead	G & A	Indirect Cost	Other
567	2006DNBX0022	\$94,100	\$0	0.00%	\$0	\$0	\$0	\$0
568	2006DNBX0023	\$93,200	\$0	0.00%	\$0	\$0	\$0	\$0
569	2006DNBX0024	\$95,000	\$0	0.00%	\$0	\$0	\$0	\$0
570	2006DNBX0025	\$51,650	\$0	0.00%	\$0	\$0	\$0	\$0
571	2006DNBX0026	\$95,000	\$0	0.00%	\$0	\$0	\$0	\$0
572	2006DNBX0027	\$62,146	\$0	0.00%	\$0	\$0	\$0	\$0
573	2006DNBX0028	\$95,000	\$0	0.00%	\$0	\$0	\$0	\$0
574	2006DNBX0029	\$95,000	\$3,760	3.96%	\$0	\$0	\$3,760	\$0
575	2006DNBX0030	\$95,000	\$0	0.00%	\$0	\$0	\$0	\$0
576	2006DNBX0031	\$80,000	\$0	0.00%	\$0	\$0	\$0	\$0
577	2006DNBX0032	\$93,855	\$0	0.00%	\$0	\$0	\$0	\$0
578	2006DNBX0033	\$43,975	\$0	0.00%	\$0	\$0	\$0	\$0
579	2006DNBX0034	\$94,435	\$0	0.00%	\$0	\$0	\$0	\$0
580	2006DNBX0035	\$95,000	\$0	0.00%	\$0	\$0	\$0	\$0
581	2006DNBX0036	\$72,560	\$0	0.00%	\$0	\$0	\$0	\$0
582	2006DNBX0037	\$95,000	\$9,500	10.00%	\$0	\$0	\$9,500	\$0
583	2006DNBX0038	\$91,015	\$0	0.00%	\$0	\$0	\$0	\$0
584	2006DNBX0039	\$91,015	\$9,101	10.00%	\$0	\$0	\$9,101	\$0
585	2006DNBX0040	\$159,112	\$4,120	2.59%	\$0	\$0	\$4,120	\$0
586	2006DNBX0041	\$606,747	\$0	0.00%	\$0	\$0	\$0	\$0
587	2006DNBX0042	\$386,482	\$30,943	8.01%	\$0	\$0	\$30,943	\$0
588	2006DNBX0043	\$191,009	\$0	0.00%	\$0	\$0	\$0	\$0
589	2006DNBX0044	\$91,015	\$0	0.00%	\$0	\$0	\$0	\$0
590	2006DNBX0045	\$91,015	\$9,101	10.00%	\$0	\$0	\$9,101	\$0
591	2006DNBX0046	\$95,000	\$0	0.00%	\$0	\$0	\$0	\$0
592	2006DNBX0047	\$91,015	\$0	0.00%	\$0	\$0	\$0	\$0
593	2006DNBX0048	\$435,312	\$43,531	10.00%	\$0	\$0	\$0	\$43,531
594	2006DNBX0049	\$213,914	\$0	0.00%	\$0	\$0	\$0	\$0
595	2006DNBX0051	\$101,171	\$10,117	10.00%	\$0	\$0	\$0	\$10,117
596	2006DNBX0052	\$82,349	\$0	0.00%	\$0	\$0	\$0	\$0
597	2006DNBX0053	\$90,000	\$0	0.00%	\$0	\$0	\$0	\$0

	Grant Number	FY 2006 Award Amount	Total Administrative Cost	Percent of Total Award	Categories of Indirect Costs			
					Overhead	G & A	Indirect Cost	Other
598	2006DNBX0054	\$93,410	\$0	0.00%	\$0	\$0	\$0	\$0
599	2006DNBX0055	\$142,340	\$0	0.00%	\$0	\$0	\$0	\$0
600	2006DNBX0056	\$94,988	\$0	0.00%	\$0	\$0	\$0	\$0
601	2006DNBX0057	\$154,284	\$0	0.00%	\$0	\$0	\$0	\$0
602	2006DNBX0058	\$95,000	\$0	0.00%	\$0	\$0	\$0	\$0
603	2006DNBX0059	\$305,476	\$0	0.00%	\$0	\$0	\$0	\$0
604	2006DNBX0060	\$197,827	\$0	0.00%	\$0	\$0	\$0	\$0
605	2006DNBX0061	\$51,034	\$0	0.00%	\$0	\$0	\$0	\$0
606	2006DNBX0062	\$91,015	\$0	0.00%	\$0	\$0	\$0	\$0
607	2006DNBX0063	\$95,000	\$1,995	2.10%	\$0	\$0	\$1,995	\$0
608	2006DNBX0064	\$297,337	\$7,082	2.38%	\$0	\$0	\$7,082	\$0
609	2006DNBX0065	\$751,705	\$65,670	8.74%	\$0	\$0	\$0	\$65,670
610	2006DNBX0066	\$296,154	\$5,923	2.00%	\$0	\$0	\$5,923	\$0
611	2006DNBX0067	\$104,085	\$0	0.00%	\$0	\$0	\$0	\$0
612	2006DNBX0068	\$124,353	\$10,332	8.31%	\$0	\$0	\$0	\$10,332
613	2006DNBX0069	\$93,611	\$0	0.00%	\$0	\$0	\$0	\$0
614	2006DNBX0070	\$485,997	\$0	0.00%	\$0	\$0	\$0	\$0
615	2006DNBX0071	\$216,005	\$0	0.00%	\$0	\$0	\$0	\$0
616	2006DNBX0072	\$423,929	\$0	0.00%	\$0	\$0	\$0	\$0
617	2006DNBX0073	\$95,000	\$0	0.00%	\$0	\$0	\$0	\$0
618	2006DNBX0074	\$145,125	\$1,334	0.92%	\$0	\$0	\$1,334	\$0
619	2006DNBX0075	\$94,233	\$0	0.00%	\$0	\$0	\$0	\$0
620	2006DNBX0076	\$84,385	\$0	0.00%	\$0	\$0	\$0	\$0
621	2006DNBX0077	\$119,723	\$0	0.00%	\$0	\$0	\$0	\$0
622	2006DNBX0078	\$91,015	\$0	0.00%	\$0	\$0	\$0	\$0
623	2006DNBX0079	\$345,186	\$0	0.00%	\$0	\$0	\$0	\$0
624	2006DNBX0080	\$91,015	\$0	0.00%	\$0	\$0	\$0	\$0
625	2006DNBX0081	\$91,015	\$0	0.00%	\$0	\$0	\$0	\$0
626	2006DNBX0082	\$203,375	\$0	0.00%	\$0	\$0	\$0	\$0
627	2006DNBX0083	\$779,670	\$0	0.00%	\$0	\$0	\$0	\$0
628	2006DNBX0084	\$82,007	\$0	0.00%	\$0	\$0	\$0	\$0

	Grant Number	FY 2006 Award Amount	Total Administrative Cost	Percent of Total Award	Categories of Indirect Costs			
					Overhead	G & A	Indirect Cost	Other
629	2006DNBX0085	\$95,000	\$0	0.00%	\$0	\$0	\$0	\$0
630	2006DNBX0086	\$93,424	\$0	0.00%	\$0	\$0	\$0	\$0
631	2006DNBX0087	\$91,015	\$0	0.00%	\$0	\$0	\$0	\$0
632	2006DNBX0088	\$91,015	\$0	0.00%	\$0	\$0	\$0	\$0
633	2006DNBX0090	\$214,453	\$21,308	9.94%	\$0	\$0	\$0	\$21,308
634	2006DNBX0091	\$120,561	\$0	0.00%	\$0	\$0	\$0	\$0
635	2006DNBX0092	\$188,820	\$0	0.00%	\$0	\$0	\$0	\$0
636	2006DNBX0093	\$91,015	\$6,905	7.59%	\$0	\$0	\$6,905	\$0
637	2006DNBX0094	\$600,000	\$157,308	26.22%	\$0	\$0	\$157,308	\$0
638	2006DNBX0095	\$600,000	\$106,523	17.75%	\$0	\$0	\$106,523	\$0
639	2006DNBXK001	\$186,602	\$61,366	32.89%	\$0	\$0	\$61,366	\$0
640	2006DNBXK002	\$20,000	\$0	0.00%	\$0	\$0	\$0	\$0
641	2006DNBXK005	\$174,025	\$52,329	30.07%	\$0	\$0	\$52,329	\$0
642	2006DNBXK006	\$347,399	\$91,012	26.20%	\$0	\$0	\$91,012	\$0
643	2006DNBXK007	\$299,940	\$86,160	28.73%	\$0	\$0	\$86,160	\$0
644	2006DNBXK009	\$257,134	\$68,525	26.65%	\$0	\$0	\$68,525	\$0
645	2006DNBXK010	\$15,696	\$0	0.00%	\$0	\$0	\$0	\$0
646	2006DNBXK011	\$451,382	\$247,557	54.84%	\$0	\$0	\$247,557	\$0
647	2006DNBXK012	\$212,344	\$91,468	43.08%	\$0	\$0	\$91,468	\$0
648	2006DNBXK013	\$370,121	\$214,721	58.01%	\$0	\$0	\$214,721	\$0
649	2006DNBXK014	\$484,545	\$151,656	31.30%	\$0	\$0	\$151,656	\$0
650	2006DNBXK015	\$136,220	\$0	0.00%	\$0	\$0	\$0	\$0
651	2006DNBXK016	\$533,746	\$168,167	31.51%	\$0	\$0	\$168,167	\$0
652	2006DNBXK017	\$414,145	\$65,590	15.84%	\$0	\$0	\$65,590	\$0
653	2006DNBXK018	\$453,472	\$203,131	44.79%	\$0	\$0	\$203,131	\$0
654	2006DNBXK019	\$200,307	\$91,028	45.44%	\$0	\$0	\$91,028	\$0
655	2006DNBXK020	\$205,000	\$0	0.00%	\$0	\$0	\$0	\$0
656	2006DNBXK021	\$324,104	\$98,978	30.54%	\$0	\$0	\$98,978	\$0
657	2006DNBXK022	\$399,836	\$110,955	27.75%	\$0	\$0	\$110,955	\$0
658	2006DNBXK023	\$199,957	\$49,881	24.95%	\$0	\$0	\$49,881	\$0
659	2006DNBXK025	\$153,289	\$0	0.00%	\$0	\$0	\$0	\$0

	Grant Number	FY 2006 Award Amount	Total Administrative Cost	Percent of Total Award	Categories of Indirect Costs			
					Overhead	G & A	Indirect Cost	Other
660	2006DNBXX026	\$123,311	\$42,003	34.06%	\$0	\$0	\$42,003	\$0
661	2006DNBXX027	\$249,446	\$57,649	23.11%	\$0	\$0	\$57,649	\$0
662	2006DNBXX028	\$324,547	\$0	0.00%	\$0	\$0	\$0	\$0
663	2006DNBXX029	\$149,477	\$23,336	15.61%	\$0	\$23,336	\$0	\$0
664	2006DNBXX030	\$102,798	\$16,049	15.61%	\$0	\$16,049	\$0	\$0
665	2006DNBXX031	\$126,505	\$34,202	27.04%	\$0	\$0	\$34,202	\$0
666	2006DNBXX032	\$191,429	\$85,243	44.53%	\$0	\$0	\$85,243	\$0
667	2006DNBXX033	\$106,474	\$3,194	3.00%	\$0	\$0	\$0	\$3,194
668	2006DNBXX034	\$311,948	\$85,706	27.47%	\$0	\$0	\$85,706	\$0
669	2006DNBXX035	\$6,915	\$760	10.99%	\$0	\$0	\$760	\$0
670	2006DNBXX036	\$185,476	\$39,234	21.15%	\$0	\$0	\$39,234	\$0
671	2006DNBXX037	\$82,820	\$0	0.00%	\$0	\$0	\$0	\$0
672	2006DNBXX038	\$357,181	\$0	0.00%	\$0	\$0	\$0	\$0
673	2006DNBXX039	\$67,444	\$0	0.00%	\$0	\$0	\$0	\$0
674	2006DNBXX040	\$244,503	\$0	0.00%	\$0	\$0	\$0	\$0
675	2006DNBXX041	\$168,868	\$0	0.00%	\$0	\$0	\$0	\$0
676	2006DNBXX042	\$73,128	\$0	0.00%	\$0	\$0	\$0	\$0
677	2006DNBXX043	\$293,234	\$8,666	2.96%	\$0	\$0	\$8,666	\$0
678	2006DNBXX044	\$1,096,775	\$27,954	2.55%	\$0	\$0	\$27,954	\$0
679	2006DNBXX045	\$42,455	\$0	0.00%	\$0	\$0	\$0	\$0
680	2006DNBXX046	\$67,345	\$0	0.00%	\$0	\$0	\$0	\$0
681	2006DNBXX047	\$41,757	\$0	0.00%	\$0	\$0	\$0	\$0
682	2006DNBXX048	\$45,775	\$0	0.00%	\$0	\$0	\$0	\$0
683	2006DNBXX049	\$50,000	\$0	0.00%	\$0	\$0	\$0	\$0
684	2006DNBXX050	\$60,194	\$0	0.00%	\$0	\$0	\$0	\$0
685	2006DNBXX051	\$82,516	\$0	0.00%	\$0	\$0	\$0	\$0
686	2006DNBXX052	\$200,323	\$0	0.00%	\$0	\$0	\$0	\$0
687	2006DNBXX053	\$545,256	\$0	0.00%	\$0	\$0	\$0	\$0
688	2006DNBXX054	\$69,432	\$0	0.00%	\$0	\$0	\$0	\$0
689	2006DNBXX055	\$230,844	\$0	0.00%	\$0	\$0	\$0	\$0
690	2006DNBXX056	\$155,314	\$4,524	2.91%	\$0	\$0	\$4,524	\$0

	Grant Number	FY 2006 Award Amount	Total Administrative Cost	Percent of Total Award	Categories of Indirect Costs			
					Overhead	G & A	Indirect Cost	Other
691	2006DNBXX057	\$135,697	\$0	0.00%	\$0	\$0	\$0	\$0
692	2006DNBXX058	\$101,862	\$0	0.00%	\$0	\$0	\$0	\$0
693	2006DNBXX059	\$58,725	\$0	0.00%	\$0	\$0	\$0	\$0
694	2006DNBXX060	\$104,231	\$0	0.00%	\$0	\$0	\$0	\$0
695	2006DNBXX061	\$107,923	\$1,870	1.73%	\$0	\$0	\$1,870	\$0
696	2006DNBXX062	\$60,730	\$0	0.00%	\$0	\$0	\$0	\$0
697	2006DNBXX063	\$97,713	\$0	0.00%	\$0	\$0	\$0	\$0
698	2006DNBXX064	\$84,522	\$2,536	3.00%	\$0	\$0	\$2,536	\$0
699	2006DNBXX065	\$498,570	\$0	0.00%	\$0	\$0	\$0	\$0
700	2006DNBXX066	\$70,000	\$0	0.00%	\$0	\$0	\$0	\$0
701	2006DNBXX067	\$331,946	\$0	0.00%	\$0	\$0	\$0	\$0
702	2006DNBXX068	\$200,858	\$0	0.00%	\$0	\$0	\$0	\$0
703	2006DNBXX069	\$148,193	\$0	0.00%	\$0	\$0	\$0	\$0
704	2006DNBXX070	\$92,782	\$0	0.00%	\$0	\$0	\$0	\$0
705	2006DNBXX071	\$103,115	\$0	0.00%	\$0	\$0	\$0	\$0
706	2006DNBXX072	\$24,093	\$0	0.00%	\$0	\$0	\$0	\$0
707	2006DNBXX073	\$63,706	\$0	0.00%	\$0	\$0	\$0	\$0
708	2006DNBXX074	\$38,219	\$0	0.00%	\$0	\$0	\$0	\$0
709	2006DNBXX075	\$43,311	\$0	0.00%	\$0	\$0	\$0	\$0
710	2006DNBXX076	\$513,761	\$13,761	2.68%	\$0	\$0	\$0	\$13,761
711	2006DNBXX077	\$30,063	\$0	0.00%	\$0	\$0	\$0	\$0
712	2006DNBXX078	\$203,919	\$0	0.00%	\$0	\$0	\$0	\$0
713	2006DNBXX079	\$308,328	\$7,344	2.38%	\$0	\$0	\$7,344	\$0
714	2006DNBXX080	\$18,220	\$0	0.00%	\$0	\$0	\$0	\$0
715	2006DNBXX081	\$118,106	\$0	0.00%	\$0	\$0	\$0	\$0
716	2006DNBXX082	\$24,222	\$0	0.00%	\$0	\$0	\$0	\$0
717	2006DNBXX083	\$850,000	\$0	0.00%	\$0	\$0	\$0	\$0
718	2006DNBXX084	\$210,910	\$6,314	2.99%	\$6,314	\$0	\$0	\$0
719	2006DNBXX085	\$54,221	\$0	0.00%	\$0	\$0	\$0	\$0
720	2006DNBXX086	\$145,843	\$0	0.00%	\$0	\$0	\$0	\$0
721	2006DNBXX087	\$947,192	\$0	0.00%	\$0	\$0	\$0	\$0

	Grant Number	FY 2006 Award Amount	Total Administrative Cost	Percent of Total Award	Categories of Indirect Costs			
					Overhead	G & A	Indirect Cost	Other
722	2006DNB XK088	\$98,123	\$0	0.00%	\$0	\$0	\$0	\$0
723	2006DNB XK089	\$41,139	\$0	0.00%	\$0	\$0	\$0	\$0
724	2006DNB XK090	\$24,053	\$0	0.00%	\$0	\$0	\$0	\$0
725	2006DNB XK091	\$75,000	\$0	0.00%	\$0	\$0	\$0	\$0
726	2006DNB XK092	\$94,890	\$0	0.00%	\$0	\$0	\$0	\$0
727	2006DNB XK093	\$103,485	\$0	0.00%	\$0	\$0	\$0	\$0
728	2006DNB XK094	\$77,978	\$0	0.00%	\$0	\$0	\$0	\$0
729	2006DNB XK095	\$90,407	\$0	0.00%	\$0	\$0	\$0	\$0
730	2006DNB XK096	\$208,007	\$0	0.00%	\$0	\$0	\$0	\$0
731	2006DNB XK097	\$263,695	\$0	0.00%	\$0	\$0	\$0	\$0
732	2006DNB XK098	\$248,381	\$7,304	2.94%	\$0	\$0	\$0	\$7,304
733	2006DNB XK099	\$75,158	\$0	0.00%	\$0	\$0	\$0	\$0
734	2006DNB XK100	\$267,342	\$59,580	22.29%	\$0	\$0	\$59,580	\$0
735	2006DNB XK101	\$72,975	\$0	0.00%	\$0	\$0	\$0	\$0
736	2006DNB XK102	\$180,000	\$0	0.00%	\$0	\$0	\$0	\$0
737	2006DNB XK103	\$391,897	\$0	0.00%	\$0	\$0	\$0	\$0
738	2006DNB XK104	\$151,580	\$0	0.00%	\$0	\$0	\$0	\$0
739	2006DNB XK105	\$177,517	\$0	0.00%	\$0	\$0	\$0	\$0
740	2006DNB XK106	\$67,656	\$0	0.00%	\$0	\$0	\$0	\$0
741	2006DNB XK107	\$307,146	\$0	0.00%	\$0	\$0	\$0	\$0
742	2006DNB XK108	\$72,046	\$0	0.00%	\$0	\$0	\$0	\$0
743	2006DNB XK109	\$90,000	\$0	0.00%	\$0	\$0	\$0	\$0
744	2006DNB XK110	\$536,845	\$0	0.00%	\$0	\$0	\$0	\$0
745	2006DNB XK111	\$508,498	\$0	0.00%	\$0	\$0	\$0	\$0
746	2006DNB XK112	\$41,810	\$0	0.00%	\$0	\$0	\$0	\$0
747	2006DNB XK113	\$45,000	\$1,310	2.91%	\$0	\$0	\$0	\$1,310
748	2006DNB XK114	\$332,766	\$1,492	0.45%	\$0	\$0	\$1,492	\$0
749	2006DNB XK115	\$681,455	\$0	0.00%	\$0	\$0	\$0	\$0
750	2006DNB XK116	\$788,300	\$0	0.00%	\$0	\$0	\$0	\$0
751	2006DNB XK117	\$26,205	\$0	0.00%	\$0	\$0	\$0	\$0
752	2006DNB XK118	\$28,568	\$0	0.00%	\$0	\$0	\$0	\$0

	Grant Number	FY 2006 Award Amount	Total Administrative Cost	Percent of Total Award	Categories of Indirect Costs			
					Overhead	G & A	Indirect Cost	Other
753	2006DNB XK119	\$728,911	\$0	0.00%	\$0	\$0	\$0	\$0
754	2006DNB XK120	\$385,992	\$0	0.00%	\$0	\$0	\$0	\$0
755	2006DNB XK121	\$140,374	\$0	0.00%	\$0	\$0	\$0	\$0
756	2006DNB XK122	\$84,874	\$0	0.00%	\$0	\$0	\$0	\$0
757	2006DNB XK123	\$30,063	\$0	0.00%	\$0	\$0	\$0	\$0
758	2006DNB XK127	\$316,681	\$0	0.00%	\$0	\$0	\$0	\$0
759	2006DNB XK128	\$219,986	\$0	0.00%	\$0	\$0	\$0	\$0
760	2006DNB XK129	\$819,081	\$13,748	1.68%	\$0	\$0	\$13,748	\$0
761	2006DNB XK130	\$138,263	\$0	0.00%	\$0	\$0	\$0	\$0
762	2006DNB XK131	\$1,253,871	\$0	0.00%	\$0	\$0	\$0	\$0
763	2006DNB XK132	\$2,184,050	\$25,980	1.19%	\$0	\$0	\$25,980	\$0
764	2006DNB XK133	\$430,467	\$0	0.00%	\$0	\$0	\$0	\$0
765	2006DNB XK134	\$64,783	\$0	0.00%	\$0	\$0	\$0	\$0
766	2006DNB XK135	\$406,442	\$0	0.00%	\$0	\$0	\$0	\$0
767	2006DNB XK136	\$915,862	\$0	0.00%	\$0	\$0	\$0	\$0
768	2006DNB XK137	\$613,986	\$0	0.00%	\$0	\$0	\$0	\$0
769	2006DNB XK138	\$169,977	\$54	0.03%	\$0	\$0	\$54	\$0
770	2006DNB XK139	\$48,278	\$0	0.00%	\$0	\$0	\$0	\$0
771	2006DNB XK140	\$235,189	\$0	0.00%	\$0	\$0	\$0	\$0
772	2006DNB XK141	\$624,657	\$0	0.00%	\$0	\$0	\$0	\$0
773	2006DNB XK142	\$136,825	\$0	0.00%	\$0	\$0	\$0	\$0
774	2006DNB XK143	\$145,710	\$0	0.00%	\$0	\$0	\$0	\$0
775	2006DNB XK144	\$117,064	\$0	0.00%	\$0	\$0	\$0	\$0
776	2006DNB XK145	\$202,766	\$0	0.00%	\$0	\$0	\$0	\$0
777	2006DNB XK146	\$972,915	\$0	0.00%	\$0	\$0	\$0	\$0
778	2006DNB XK147	\$261,576	\$0	0.00%	\$0	\$0	\$0	\$0
779	2006DNB XK148	\$478,218	\$0	0.00%	\$0	\$0	\$0	\$0
780	2006DNB XK149	\$481,397	\$0	0.00%	\$0	\$0	\$0	\$0
781	2006DNB XK150	\$341,764	\$0	0.00%	\$0	\$0	\$0	\$0
782	2006DNB XK151	\$48,988	\$0	0.00%	\$0	\$0	\$0	\$0
783	2006DNB XK152	\$136,825	\$0	0.00%	\$0	\$0	\$0	\$0

	Grant Number	FY 2006 Award Amount	Total Administrative Cost	Percent of Total Award	Categories of Indirect Costs			
					Overhead	G & A	Indirect Cost	Other
784	2006DNB XK153	\$768,640	\$0	0.00%	\$0	\$0	\$0	\$0
785	2006DNB XK154	\$136,825	\$0	0.00%	\$0	\$0	\$0	\$0
786	2006DNB XK155	\$525,255	\$0	0.00%	\$0	\$0	\$0	\$0
787	2006DNB XK156	\$158,805	\$0	0.00%	\$0	\$0	\$0	\$0
788	2006DNB XK157	\$652,289	\$0	0.00%	\$0	\$0	\$0	\$0
789	2006DNB XK158	\$516,810	\$0	0.00%	\$0	\$0	\$0	\$0
790	2006DNB XK159	\$136,825	\$0	0.00%	\$0	\$0	\$0	\$0
791	2006DNB XK160	\$72,013	\$2,160	3.00%	\$0	\$0	\$0	\$2,160
792	2006DNB XK161	\$720,788	\$0	0.00%	\$0	\$0	\$0	\$0
793	2006DNB XK162	\$564,048	\$0	0.00%	\$0	\$0	\$0	\$0
794	2006DNB XK163	\$72,013	\$0	0.00%	\$0	\$0	\$0	\$0
795	2006DNB XK164	\$107,210	\$0	0.00%	\$0	\$0	\$0	\$0
796	2006DNB XK165	\$135,771	\$3,507	2.58%	\$0	\$0	\$3,507	\$0
797	2006DNB XK166	\$194,394	\$0	0.00%	\$0	\$0	\$0	\$0
798	2006DNB XK167	\$1,886,239	\$0	0.00%	\$0	\$0	\$0	\$0
799	2006DNB XK168	\$53,371	\$0	0.00%	\$0	\$0	\$0	\$0
800	2006DNB XK169	\$107,973	\$0	0.00%	\$0	\$0	\$0	\$0
801	2006DNB XK170	\$290,423	\$0	0.00%	\$0	\$0	\$0	\$0
802	2006DNB XK171	\$502,447	\$8,686	1.73%	\$0	\$0	\$8,686	\$0
803	2006DNB XK172	\$128,998	\$0	0.00%	\$0	\$0	\$0	\$0
804	2006DNB XK173	\$216,039	\$0	0.00%	\$0	\$0	\$0	\$0
805	2006DNB XK174	\$136,825	\$0	0.00%	\$0	\$0	\$0	\$0
806	2006DNB XK175	\$47,958	\$0	0.00%	\$0	\$0	\$0	\$0
807	2006DNB XK176	\$58,385	\$0	0.00%	\$0	\$0	\$0	\$0
808	2006DNB XK177	\$235,321	\$0	0.00%	\$0	\$0	\$0	\$0
809	2006DNB XK178	\$136,825	\$0	0.00%	\$0	\$0	\$0	\$0
810	2006DNB XK179	\$199,767	\$0	0.00%	\$0	\$0	\$0	\$0
811	2006DNB XK180	\$155,424	\$0	0.00%	\$0	\$0	\$0	\$0
812	2006DNB XK181	\$136,825	\$0	0.00%	\$0	\$0	\$0	\$0
813	2006DNB XK182	\$30,814	\$0	0.00%	\$0	\$0	\$0	\$0
814	2006DNB XK183	\$780,400	\$0	0.00%	\$0	\$0	\$0	\$0

	Grant Number	FY 2006 Award Amount	Total Administrative Cost	Percent of Total Award	Categories of Indirect Costs			
					Overhead	G & A	Indirect Cost	Other
815	2006DNB XK184	\$658,315	\$0	0.00%	\$0	\$0	\$0	\$0
816	2006DNB XK185	\$181,261	\$0	0.00%	\$0	\$0	\$0	\$0
817	2006DNB XK186	\$276,300	\$0	0.00%	\$0	\$0	\$0	\$0
818	2006DNB XK187	\$36,007	\$0	0.00%	\$0	\$0	\$0	\$0
819	2006DNB XK188	\$102,553	\$0	0.00%	\$0	\$0	\$0	\$0
820	2006DNB XK189	\$604,079	\$0	0.00%	\$0	\$0	\$0	\$0
821	2006DNB XK190	\$151,020	\$0	0.00%	\$0	\$0	\$0	\$0
822	2006DNB XK191	\$1,668,051	\$0	0.00%	\$0	\$0	\$0	\$0
823	2006DNB XK192	\$150,745	\$0	0.00%	\$0	\$0	\$0	\$0
824	2006DNB XK193	\$213,808	\$0	0.00%	\$0	\$0	\$0	\$0
825	2006DNB XK194	\$437,306	\$0	0.00%	\$0	\$0	\$0	\$0
826	2006DNB XK195	\$72,013	\$0	0.00%	\$0	\$0	\$0	\$0
827	2006DNB XK196	\$1,069,041	\$0	0.00%	\$0	\$0	\$0	\$0
828	2006DNB XK197	\$167,652	\$0	0.00%	\$0	\$0	\$0	\$0
829	2006DNB XK198	\$227,236	\$0	0.00%	\$0	\$0	\$0	\$0
830	2006DNB XK199	\$48,632	\$0	0.00%	\$0	\$0	\$0	\$0
831	2006DNB XK200	\$123,296	\$0	0.00%	\$0	\$0	\$0	\$0
832	2006DNB XK201	\$169,687	\$0	0.00%	\$0	\$0	\$0	\$0
833	2006DNB XK202	\$871,914	\$0	0.00%	\$0	\$0	\$0	\$0
834	2006DNB XK203	\$82,206	\$0	0.00%	\$0	\$0	\$0	\$0
835	2006DNB XK204	\$169,483	\$0	0.00%	\$0	\$0	\$0	\$0
836	2006DNB XK205	\$119,977	\$0	0.00%	\$0	\$0	\$0	\$0
837	2006DNB XK206	\$494,610	\$0	0.00%	\$0	\$0	\$0	\$0
838	2006DNB XK207	\$398,922	\$0	0.00%	\$0	\$0	\$0	\$0
839	2006DNB XK208	\$149,666	\$0	0.00%	\$0	\$0	\$0	\$0
840	2006DNB XK209	\$565,520	\$0	0.00%	\$0	\$0	\$0	\$0
841	2006DNB XK210	\$118,664	\$0	0.00%	\$0	\$0	\$0	\$0
842	2006DNB XK211	\$159,335	\$0	0.00%	\$0	\$0	\$0	\$0
843	2006DNB XK212	\$348,864	\$0	0.00%	\$0	\$0	\$0	\$0
844	2006DNB XK213	\$1,085,789	\$0	0.00%	\$0	\$0	\$0	\$0
845	2006DNB XK214	\$459,688	\$0	0.00%	\$0	\$0	\$0	\$0

	Grant Number	FY 2006 Award Amount	Total Administrative Cost	Percent of Total Award	Categories of Indirect Costs			
					Overhead	G & A	Indirect Cost	Other
846	2006DNB XK215	\$711,269	\$0	0.00%	\$0	\$0	\$0	\$0
847	2006DNB XK216	\$212,026	\$0	0.00%	\$0	\$0	\$0	\$0
848	2006DNB XK217	\$102,588	\$0	0.00%	\$0	\$0	\$0	\$0
849	2006DNB XK218	\$59,866	\$0	0.00%	\$0	\$0	\$0	\$0
850	2006DNB XK219	\$57,463	\$0	0.00%	\$0	\$0	\$0	\$0
851	2006DNB XK220	\$126,860	\$0	0.00%	\$0	\$0	\$0	\$0
852	2006DNB XK221	\$621,113	\$0	0.00%	\$0	\$0	\$0	\$0
853	2006DNB XK222	\$46,707	\$0	0.00%	\$0	\$0	\$0	\$0
854	2006DNB XK223	\$489,264	\$0	0.00%	\$0	\$0	\$0	\$0
855	2006DNB XK224	\$205,343	\$0	0.00%	\$0	\$0	\$0	\$0
856	2006DNB XK225	\$136,825	\$0	0.00%	\$0	\$0	\$0	\$0
857	2006DNB XK226	\$666,200	\$0	0.00%	\$0	\$0	\$0	\$0
858	2006DNB XK227	\$21,477	\$0	0.00%	\$0	\$0	\$0	\$0
859	2006DNB XK228	\$105,051	\$0	0.00%	\$0	\$0	\$0	\$0
860	2006DNB XK229	\$646,047	\$0	0.00%	\$0	\$0	\$0	\$0
861	2006DNB XK230	\$747,078	\$0	0.00%	\$0	\$0	\$0	\$0
862	2006DNB XK231	\$56,918	\$0	0.00%	\$0	\$0	\$0	\$0
863	2006DNB XK232	\$59,866	\$0	0.00%	\$0	\$0	\$0	\$0
864	2006DNB XK233	\$52,500	\$0	0.00%	\$0	\$0	\$0	\$0
865	2006DNB XK234	\$396,000	\$0	0.00%	\$0	\$0	\$0	\$0
866	2006DNB XK235	\$87,500	\$0	0.00%	\$0	\$0	\$0	\$0
867	2006DNB XK236	\$73,381	\$0	0.00%	\$0	\$0	\$0	\$0
868	2006DNB XK237	\$248,238	\$0	0.00%	\$0	\$0	\$0	\$0
869	2006DNB XK238	\$480,412	\$0	0.00%	\$0	\$0	\$0	\$0
870	2006DNB XK239	\$756,297	\$22,028	2.91%	\$0	\$0	\$22,028	\$0
871	2006DNB XK240	\$16,175	\$0	0.00%	\$0	\$0	\$0	\$0
872	2006DNB XK241	\$254,471	\$0	0.00%	\$0	\$0	\$0	\$0
873	2006DNB XK242	\$615,829	\$14,668	2.38%	\$0	\$0	\$14,668	\$0
874	2006DNB XK243	\$953,203	\$0	0.00%	\$0	\$0	\$0	\$0
875	2006DNB XK244	\$1,517,288	\$0	0.00%	\$0	\$0	\$0	\$0
876	2006DNB XK245	\$76,843	\$0	0.00%	\$0	\$0	\$0	\$0

	Grant Number	FY 2006 Award Amount	Total Administrative Cost	Percent of Total Award	Categories of Indirect Costs			
					Overhead	G & A	Indirect Cost	Other
877	2006DNB XK246	\$825,000	\$0	0.00%	\$0	\$0	\$0	\$0
878	2006DNB XK247	\$22,471	\$0	0.00%	\$0	\$0	\$0	\$0
879	2006DNB XK248	\$294,000	\$0	0.00%	\$0	\$0	\$0	\$0
880	2006DNB XK249	\$179,943	\$0	0.00%	\$0	\$0	\$0	\$0
881	2006DNB XK250	\$197,589	\$64,000	32.39%	\$0	\$0	\$64,000	\$0
882	2006DNB XK251	\$167,227	\$50,285	30.07%	\$0	\$0	\$50,285	\$0
883	2006DNB XK252	\$96,903	\$0	0.00%	\$0	\$0	\$0	\$0
884	2006IJC X0001	\$20,000	\$0	0.00%	\$0	\$0	\$0	\$0
885	2006IJC X0002	\$20,000	\$0	0.00%	\$0	\$0	\$0	\$0
886	2006IJC X0003	\$20,000	\$0	0.00%	\$0	\$0	\$0	\$0
887	2006IJC X0004	\$259,756	\$53,600	20.63%	\$0	\$0	\$53,600	\$0
888	2006IJC X0005	\$34,425	\$0	0.00%	\$0	\$0	\$0	\$0
889	2006IJC X0007	\$34,997	\$13,745	39.27%	\$0	\$0	\$13,745	\$0
890	2006IJC X0008	\$284,287	\$58,662	20.63%	\$0	\$0	\$58,662	\$0
891	2006IJC X0009	\$75,523	\$27,420	36.31%	\$0	\$0	\$27,420	\$0
892	2006IJC X0010	\$189,420	\$66,702	35.21%	\$0	\$0	\$66,702	\$0
893	2006IJC X0011	\$999,940	\$252,154	25.22%	\$0	\$0	\$252,154	\$0
894	2006IJC X0012	\$105,989	\$41,732	39.37%	\$0	\$0	\$41,732	\$0
895	2006IJC X0014	\$290,386	\$4,814	1.66%	\$0	\$0	\$4,814	\$0
896	2006IJC X0015	\$299,978	\$0	0.00%	\$0	\$0	\$0	\$0
897	2006IJC X0016	\$78,933	\$24,645	31.22%	\$0	\$0	\$24,645	\$0
898	2006IJC X0018	\$38,252	\$2,199	5.75%	\$0	\$0	\$2,199	\$0
899	2006IJC X0019	\$176,229	\$63,981	36.31%	\$0	\$0	\$63,981	\$0
900	2006IJC X0020	\$257,747	\$89,285	34.64%	\$0	\$0	\$89,285	\$0
901	2006IJC X0021	\$246,597	\$88,992	36.09%	\$0	\$0	\$88,992	\$0
902	2006IJC X0022	\$316,712	\$105,571	33.33%	\$0	\$0	\$105,571	\$0
903	2006IJC X0023	\$250,000	\$0	0.00%	\$0	\$0	\$0	\$0
904	2006IJC X0024	\$124,919	\$56,410	45.16%	\$0	\$0	\$56,410	\$0
905	2006IJC X0025	\$148,862	\$38,412	25.80%	\$0	\$0	\$38,412	\$0
906	2006IJC X0026	\$292,893	\$86,630	29.58%	\$0	\$86,630	\$0	\$0
907	2006IJC X0027	\$144,140	\$40,585	28.16%	\$0	\$0	\$40,585	\$0

	Grant Number	FY 2006 Award Amount	Total Administrative Cost	Percent of Total Award	Categories of Indirect Costs			
					Overhead	G & A	Indirect Cost	Other
908	2006IJCX0028	\$406,734	\$133,093	32.72%	\$0	\$0	\$133,093	\$0
909	2006IJCX0029	\$561,718	\$64,938	11.56%	\$0	\$0	\$64,938	\$0
910	2006IJCX0030	\$249,116	\$110,192	44.23%	\$0	\$0	\$110,192	\$0
911	2006IJCX0031	\$125,000	\$33,452	26.76%	\$0	\$0	\$33,452	\$0
912	2006IJCX0032	\$273,897	\$45,800	16.72%	\$0	\$0	\$45,800	\$0
913	2006IJCX0034	\$283,001	\$80,133	28.32%	\$0	\$0	\$80,133	\$0
914	2006IJCX0036	\$218,965	\$0	0.00%	\$0	\$0	\$0	\$0
915	2006IJCX0037	\$350,000	\$82,451	23.56%	\$0	\$82,451	\$0	\$0
916	2006IJCX0038	\$275,802	\$54,888	19.90%	\$0	\$0	\$54,888	\$0
917	2006IJCX0039	\$250,000	\$44,989	18.00%	\$0	\$0	\$44,989	\$0
918	2006IJCX0042	\$189,949	\$74,306	39.12%	\$0	\$0	\$74,306	\$0
919	2006IJCX0043	\$52,675	\$0	0.00%	\$0	\$0	\$0	\$0
920	2006IJCX0045	\$252,698	\$91,744	36.31%	\$91,744	\$0	\$0	\$0
921	2006IJCXK002	\$550,000	\$85,768	15.59%	\$0	\$0	\$85,768	\$0
922	2006IJCXK003	\$74,640	\$0	0.00%	\$0	\$0	\$0	\$0
923	2006IJCXK006	\$95,350	\$26,256	27.54%	\$0	\$0	\$26,256	\$0
924	2006IJCXK007	\$500,000	\$7,450	1.49%	\$0	\$0	\$7,450	\$0
925	2006IJCXK008	\$32,015	\$3,036	9.48%	\$0	\$0	\$3,036	\$0
926	2006IJCXK009	\$43,849	\$3,554	8.11%	\$0	\$0	\$3,554	\$0
927	2006IJCXK011	\$350,000	\$146,563	41.88%	\$0	\$0	\$146,563	\$0
928	2006IJCXK012	\$158,356	\$42,963	27.13%	\$0	\$0	\$42,963	\$0
929	2006IJCXK016	\$1,375,497	\$77,858	5.66%	\$0	\$0	\$77,858	\$0
930	2006IJCXK020	\$237,540	\$77,232	32.51%	\$0	\$0	\$77,232	\$0
931	2006IJCXK023	\$464,907	\$101,982	21.94%	\$0	\$101,982	\$0	\$0
932	2006IJCXK024	\$341,261	\$130,939	38.37%	\$92,536	\$38,403	\$0	\$0
933	2006IJCXK025	\$275,000	\$0	0.00%	\$0	\$0	\$0	\$0
934	2006IJCXK026	\$199,966	\$117,921	58.97%	\$0	\$0	\$117,921	\$0
935	2006IJCXK027	\$122,287	\$0	0.00%	\$0	\$0	\$0	\$0
936	2006IJCXK033	\$191,281	\$65,438	34.21%	\$0	\$0	\$0	\$65,438
937	2006IJCXK034	\$200,000	\$40,520	20.26%	\$0	\$0	\$40,520	\$0
938	2006IJCXK035	\$150,000	\$31,973	21.32%	\$0	\$0	\$31,973	\$0

	Grant Number	FY 2006 Award Amount	Total Administrative Cost	Percent of Total Award	Categories of Indirect Costs			
					Overhead	G & A	Indirect Cost	Other
939	2006IJCXK036	\$40,000	\$14,110	35.28%	\$0	\$0	\$14,110	\$0
940	2006IJCXK039	\$174,600	\$0	0.00%	\$0	\$0	\$0	\$0
941	2006IJCXK041	\$362,476	\$107,492	29.65%	\$0	\$0	\$107,492	\$0
942	2006IJCXK042	\$399,135	\$0	0.00%	\$0	\$0	\$0	\$0
943	2006IJCXK043	\$199,907	\$61,795	30.91%	\$0	\$0	\$61,795	\$0
944	2006IJCXK044	\$249,984	\$65,643	26.26%	\$0	\$0	\$65,643	\$0
945	2006IJCXK045	\$499,699	\$220,910	44.21%	\$0	\$0	\$220,910	\$0
946	2006IJCXK046	\$257,638	\$62,043	24.08%	\$0	\$0	\$62,043	\$0
947	2006IJCXK125	\$201,852	\$39,714	19.67%	\$0	\$0	\$39,714	\$0
948	2006JEFX0006	\$451,864	\$92,210	20.41%	\$0	\$0	\$92,210	\$0
949	2006JPFX0059	\$658,303	\$64,841	9.85%	\$0	\$0	\$64,841	\$0
950	2006JPFX0062	\$836,328	\$296,761	35.48%	\$0	\$0	\$296,761	\$0
951	2006JVFX0011	\$2,497,585	\$683,216	27.36%	\$0	\$0	\$683,216	\$0
952	2006LTBXK001	\$740,421	\$0	0.00%	\$0	\$0	\$0	\$0
953	2006LTBXK004	\$148,084	\$14,463	9.77%	\$0	\$0	\$14,463	\$0
954	2006MUBXK002	\$4,951,379 ⁴⁹	\$0	0.00%	\$0	\$0	\$0	\$0
955	2006MUBXK002	⁴⁹	\$0	0.00%	\$0	\$0	\$0	\$0
956	2006MUMU0002	\$648,056	\$0	0.00%	\$0	\$0	\$0	\$0
957	2006MUMU0004	\$304,300	\$55,811	18.34%	\$0	\$55,811	\$0	\$0
958	2006MUMUK006	\$3,949,280	\$709,572	17.97%	\$0	\$0	\$709,572	\$0
959	2006RPBX0016	\$558,916	\$159,690	28.57%	\$0	\$0	\$159,690	\$0
960	2006RPBX0040	\$496,704	\$144,483	29.09%	\$0	\$0	\$144,483	\$0
961	2006WGBX0001	\$275,064	\$35,220	12.80%	\$0	\$0	\$35,220	\$0
962	2006WGBX0002	\$484,106	\$141,569	29.24%	\$0	\$0	\$141,569	\$0
963	2006WGBX0003	\$279,955	\$92,066	32.89%	\$0	\$0	\$92,066	\$0
964	2006WGBX0004	\$113,203	\$0	0.00%	\$0	\$0	\$0	\$0
965	2006WGBX0006	\$370,966	\$105,671	28.49%	\$0	\$0	\$0	\$105,671
966	2006WGBX0007	\$498,726	\$122,232	24.51%	\$0	\$0	\$122,232	\$0
967	2006WGBX0008	\$469,590	\$133,740	28.48%	\$0	\$0	\$133,740	\$0
968	2006WGBX0009	\$118,376	\$42,456	35.87%	\$0	\$0	\$42,456	\$0
969	2006WGBX0010	\$290,414	\$59,927	20.64%	\$0	\$0	\$59,927	\$0

	Grant Number	FY 2006 Award Amount	Total Administrative Cost	Percent of Total Award	Categories of Indirect Costs			
					Overhead	G & A	Indirect Cost	Other
970	2006WGBX0011	\$297,888	\$90,884	30.51%	\$0	\$0	\$90,884	\$0
971	2007WGBX0051	\$450,585	\$89,972	19.97%	\$0	\$0	\$89,972	\$0
FY 2006 Subtotal		\$183,324,283	\$21,961,945	11.98%	\$1,357,008	\$1,203,786	\$19,042,118	\$359,033

	Grant Number	FY 2007 Award Amount	Total Administrative Cost	Percent of Total Award	Categories of Indirect Costs			
					Overhead	G & A	Indirect Cost	Other
FY 2007 Awards								
972	2003DCBX1001	\$1,529,646	\$283,898	18.56%	\$0	\$0	\$283,898	\$0
973	2004IJCXK035	\$999,922	\$296,558	29.66%	\$0	\$0	\$296,558	\$0
974	2004IJCXK037	\$199,868	\$24,422	12.22%	\$0	\$0	\$24,422	\$0
975	2004IJCXK047	\$237,523	\$21,593	9.09%	\$0	\$0	\$21,593	\$0
976	2004IJCXK050	\$400,758	\$136,646	34.10%	\$0	\$0	\$136,646	\$0
977	2004LTBXX086	\$50,000	\$0	0.00%	\$0	\$0	\$0	\$0
978	2005DEBXX029	\$299,974	\$76,093	25.37%	\$0	\$0	\$76,093	\$0
979	2005DEBXX070	\$175,000	\$2,055	1.17%	\$0	\$0	\$2,055	\$0
980	2005IJCX0048	\$200,000	\$34,574	17.29%	\$0	\$0	\$34,574	\$0
981	2005IJCXK001	\$1,561,193	\$504,051	32.29%	\$0	\$0	\$504,051	\$0
982	2005IJCXK004	\$50,000	\$0	0.00%	\$0	\$0	\$0	\$0
983	2005IJCXK017	\$500,000	\$160,295	32.06%	\$0	\$0	\$160,295	\$0
984	2005IJCXK025	\$75,000	\$0	0.00%	\$0	\$0	\$0	\$0
985	2005IJCXK026	\$225,000	\$0	0.00%	\$0	\$0	\$0	\$0
986	2005IJCXK030	\$1,500,000	\$505,977	33.73%	\$0	\$0	\$505,977	\$0
987	2005IJCXK031	\$92,999	\$18,896	20.32%	\$0	\$0	\$18,896	\$0
988	2005IJCXK045	\$100,000	\$33,511	33.51%	\$0	\$0	\$33,511	\$0
989	2005IJCXK046	\$760,000	\$184,924	24.33%	\$0	\$0	\$184,924	\$0
990	2005IJCXK058	\$64,878	\$13,000	20.04%	\$0	\$0	\$13,000	\$0
991	2005IJCXK071	\$678,959	\$0	0.00%	\$0	\$0	\$0	\$0
992	2005LXFX0001	\$20,000	\$0	0.00%	\$0	\$0	\$0	\$0
993	2005MUCXK077	\$3,045,080	\$585,342	19.22%	\$399,765	\$185,577	\$0	\$0
994	2005MUMU0003	\$25,052	\$5,226	20.86%	\$2,257	\$2,969	\$0	\$0
995	2005MUMUK001	\$299,925	\$100,639	33.55%	\$0	\$0	\$100,639	\$0
996	2005MUMUK019	\$548,278	\$0	0.00%	\$0	\$0	\$0	\$0
997	2005WTBX0002	\$10,964	\$67	0.61%	\$0	\$0	\$0	\$67
998	2006DDBX0557	\$150,000	\$0	0.00%	\$0	\$0	\$0	\$0
999	2006DDBXK099	\$250,000	\$64,364	25.75%	\$0	\$0	\$64,364	\$0
1000	2006DEBXX001	\$299,993	\$0	0.00%	\$0	\$0	\$0	\$0
1001	2006DNBXX007	\$449,957	\$129,913	28.87%	\$0	\$0	\$129,913	\$0

	Grant Number	FY 2007 Award Amount	Total Administrative Cost	Percent of Total Award	Categories of Indirect Costs			
					Overhead	G & A	Indirect Cost	Other
1002	2006IJCX0039	\$200,000	\$0	0.00%	\$0	\$0	\$0	\$0
1003	2006IJCXK002	\$137,789	\$58,502	42.46%	\$36,541	\$21,961	\$0	\$0
1004	2006IJCXK003	\$150,000	\$0	0.00%	\$0	\$0	\$0	\$0
1005	2006IJCXK011	\$150,000	\$67,194	44.80%	\$0	\$0	\$67,194	\$0
1006	2006IJCXK012	\$170,183	\$50,336	29.58%	\$0	\$0	\$50,336	\$0
1007	2006IJCXK016	\$2,292,000	\$212,228	9.26%	\$0	\$0	\$212,228	\$0
1008	2006IJCXK024	\$458,805	\$222,590	48.52%	\$158,196	\$0	\$64,394	\$0
1009	2006IJCXK026	\$250,000	\$134,436	53.77%	\$0	\$0	\$134,436	\$0
1010	2006IJCXK034	\$200,000	\$66,667	33.33%	\$0	\$0	\$66,667	\$0
1011	2006IJCXK035	\$150,000	\$32,203	21.47%	\$0	\$0	\$32,203	\$0
1012	2006IJCXK042	\$999,760	\$0	0.00%	\$0	\$0	\$0	\$0
1013	2006IJCXK043	\$250,000	\$82,215	32.89%	\$0	\$0	\$82,215	\$0
1014	2006IJCXK044	\$350,000	\$87,525	25.01%	\$0	\$0	\$87,525	\$0
1015	2006MUBXK002	\$1,552,176	\$0	0.00%	\$0	\$0	\$0	\$0
1016	2006MUMUK006	\$1,250,000	\$336,226	26.90%	\$0	\$0	\$336,226	\$0
1017	2006RPBX0040	\$49,806	\$16,058	32.24%	\$0	\$0	\$16,058	\$0
1018	2006WGBX0004	\$30,354	\$0	0.00%	\$0	\$0	\$0	\$0
1019	2007CDBX0001	\$889,943	\$0	0.00%	\$0	\$0	\$0	\$0
1020	2007CDBX0002	\$685,085	\$0	0.00%	\$0	\$0	\$0	\$0
1021	2007CDBX0003	\$96,594	\$7,525	7.79%	\$0	\$0	\$7,525	\$0
1022	2007CDBX0004	\$32,221	\$800	2.48%	\$0	\$0	\$800	\$0
1023	2007CDBX0006	\$210,521	\$0	0.00%	\$0	\$0	\$0	\$0
1024	2007CDBX0007	\$96,594	\$0	0.00%	\$0	\$0	\$0	\$0
1025	2007CDBX0008	\$96,594	\$0	0.00%	\$0	\$0	\$0	\$0
1026	2007CDBX0009	\$95,000	\$0	0.00%	\$0	\$0	\$0	\$0
1027	2007CDBX0010	\$45,543	\$0	0.00%	\$0	\$0	\$0	\$0
1028	2007CDBX0011	\$123,649	\$0	0.00%	\$0	\$0	\$0	\$0
1029	2007CDBX0012	\$96,594	\$0	0.00%	\$0	\$0	\$0	\$0
1030	2007CDBX0013	\$40,000	\$940	2.35%	\$0	\$0	\$0	\$940
1031	2007CDBX0014	\$95,000	\$0	0.00%	\$0	\$0	\$0	\$0
1032	2007CDBX0016	\$15,660	\$0	0.00%	\$0	\$0	\$0	\$0

	Grant Number	FY 2007 Award Amount	Total Administrative Cost	Percent of Total Award	Categories of Indirect Costs			
					Overhead	G & A	Indirect Cost	Other
1033	2007CDBX0018	\$38,814	\$0	0.00%	\$0	\$0	\$0	\$0
1034	2007CDBX0019	\$71,664	\$0	0.00%	\$0	\$0	\$0	\$0
1035	2007CDBX0020	\$143,177	\$3,259	2.28%	\$0	\$0	\$3,259	\$0
1036	2007CDBX0021	\$94,950	\$6,257	6.59%	\$0	\$0	\$6,257	\$0
1037	2007CDBX0022	\$96,594	\$0	0.00%	\$0	\$0	\$0	\$0
1038	2007CDBX0023	\$95,000	\$0	0.00%	\$0	\$0	\$0	\$0
1039	2007CDBX0024	\$382,575	\$21,501	5.62%	\$0	\$0	\$21,501	\$0
1040	2007CDBX0025	\$89,240	\$0	0.00%	\$0	\$0	\$0	\$0
1041	2007CDBX0027	\$486,142	\$0	0.00%	\$0	\$0	\$0	\$0
1042	2007CDBX0030	\$354,453	\$0	0.00%	\$0	\$0	\$0	\$0
1043	2007CDBX0031	\$94,911	\$0	0.00%	\$0	\$0	\$0	\$0
1044	2007CDBX0032	\$50,520	\$0	0.00%	\$0	\$0	\$0	\$0
1045	2007CDBX0034	\$328,369	\$0	0.00%	\$0	\$0	\$0	\$0
1046	2007CDBX0035	\$95,000	\$0	0.00%	\$0	\$0	\$0	\$0
1047	2007CDBX0036	\$106,470	\$0	0.00%	\$0	\$0	\$0	\$0
1048	2007CDBX0037	\$96,594	\$0	0.00%	\$0	\$0	\$0	\$0
1049	2007CDBX0038	\$96,594	\$0	0.00%	\$0	\$0	\$0	\$0
1050	2007CDBX0039	\$275,004	\$5,271	1.92%	\$0	\$0	\$5,271	\$0
1051	2007CDBX0042	\$96,594	\$0	0.00%	\$0	\$0	\$0	\$0
1052	2007CDBX0043	\$96,594	\$13,616	14.10%	\$0	\$0	\$13,616	\$0
1053	2007CDBX0044	\$94,361	\$0	0.00%	\$0	\$0	\$0	\$0
1054	2007CDBX0045	\$94,942	\$0	0.00%	\$0	\$0	\$0	\$0
1055	2007CDBX0046	\$96,594	\$0	0.00%	\$0	\$0	\$0	\$0
1056	2007CDBX0048	\$90,000	\$0	0.00%	\$0	\$0	\$0	\$0
1057	2007CDBX0049	\$58,654	\$0	0.00%	\$0	\$0	\$0	\$0
1058	2007CDBX0050	\$95,000	\$0	0.00%	\$0	\$0	\$0	\$0
1059	2007CDBX0052	\$92,658	\$0	0.00%	\$0	\$0	\$0	\$0
1060	2007CDBX0053	\$65,766	\$0	0.00%	\$0	\$0	\$0	\$0
1061	2007CDBX0054	\$132,811	\$0	0.00%	\$0	\$0	\$0	\$0
1062	2007CDBX0055	\$96,594	\$9,659	10.00%	\$0	\$0	\$0	\$9,659
1063	2007CDBX0056	\$96,594	\$0	0.00%	\$0	\$0	\$0	\$0

	Grant Number	FY 2007 Award Amount	Total Administrative Cost	Percent of Total Award	Categories of Indirect Costs			
					Overhead	G & A	Indirect Cost	Other
1064	2007CDBX0057	\$94,166	\$0	0.00%	\$0	\$0	\$0	\$0
1065	2007CDBX0058	\$83,531	\$0	0.00%	\$0	\$0	\$0	\$0
1066	2007CDBX0059	\$29,000	\$0	0.00%	\$0	\$0	\$0	\$0
1067	2007CDBX0060	\$93,088	\$0	0.00%	\$0	\$0	\$0	\$0
1068	2007CDBX0061	\$96,594	\$5,850	6.06%	\$0	\$0	\$0	\$5,850
1069	2007CDBX0062	\$96,594	\$0	0.00%	\$0	\$0	\$0	\$0
1070	2007CDBX0063	\$327,179	\$0	0.00%	\$0	\$0	\$0	\$0
1071	2007CDBX0064	\$25,000	\$0	0.00%	\$0	\$0	\$0	\$0
1072	2007CDBX0065	\$162,768	\$0	0.00%	\$0	\$0	\$0	\$0
1073	2007CDBX0066	\$95,000	\$5,624	5.92%	\$0	\$0	\$5,624	\$0
1074	2007CDBX0067	\$307,771	\$30,777	10.00%	\$0	\$0	\$30,777	\$0
1075	2007CDBX0068	\$195,749	\$6,947	3.55%	\$0	\$0	\$6,947	\$0
1076	2007CDBX0071	\$96,594	\$0	0.00%	\$0	\$0	\$0	\$0
1077	2007CDBX0072	\$335,373	\$0	0.00%	\$0	\$0	\$0	\$0
1078	2007CDBX0073	\$330,582	\$9,940	3.01%	\$0	\$0	\$9,940	\$0
1079	2007CDBX0074	\$166,615	\$10,927	6.56%	\$0	\$0	\$10,927	\$0
1080	2007CDBX0075	\$83,653	\$0	0.00%	\$0	\$0	\$0	\$0
1081	2007CDBX0077	\$93,468	\$0	0.00%	\$0	\$0	\$0	\$0
1082	2007CDBX0078	\$94,960	\$0	0.00%	\$0	\$0	\$0	\$0
1083	2007CDBX0080	\$235,154	\$0	0.00%	\$0	\$0	\$0	\$0
1084	2007CDBX0081	\$95,000	\$0	0.00%	\$0	\$0	\$0	\$0
1085	2007CDBX0086	\$67,302	\$0	0.00%	\$0	\$0	\$0	\$0
1086	2007CDBX0112	\$70,073	\$0	0.00%	\$0	\$0	\$0	\$0
1087	2007DEBXX001	\$300,000	\$130,981	43.66%	\$0	\$0	\$130,981	\$0
1088	2007DEBXX002	\$437,348	\$85,104	19.46%	\$85,104	\$0	\$0	\$0
1089	2007DEBXX003	\$527,546	\$181,310	34.37%	\$0	\$0	\$181,310	\$0
1090	2007DEBXX004	\$154,960	\$48,610	31.37%	\$0	\$0	\$48,610	\$0
1091	2007DEBXX005	\$45,444	\$20,894	45.98%	\$0	\$0	\$20,894	\$0
1092	2007DEBXX006	\$292,025	\$0	0.00%	\$0	\$0	\$0	\$0
1093	2007DEBXX007	\$270,000	\$0	0.00%	\$0	\$0	\$0	\$0
1094	2007DEBXX008	\$249,966	\$38,202	15.28%	\$0	\$38,202	\$0	\$0

	Grant Number	FY 2007 Award Amount	Total Administrative Cost	Percent of Total Award	Categories of Indirect Costs			
					Overhead	G & A	Indirect Cost	Other
1095	2007DEBXX009	\$254,006	\$86,961	34.24%	\$0	\$0	\$86,961	\$0
1096	2007DEBXX010	\$165,173	\$50,470	30.56%	\$0	\$0	\$50,470	\$0
1097	2007DEBXX011	\$399,655	\$48,867	12.23%	\$0	\$0	\$48,867	\$0
1098	2007DEBXX012	\$249,378	\$0	0.00%	\$0	\$0	\$0	\$0
1099	2007DEBXX101	\$264,879	\$82,015	30.96%	\$0	\$0	\$82,015	\$0
1100	2007DEBXX102	\$242,000	\$67,520	27.90%	\$0	\$67,520	\$0	\$0
1101	2007DEBXX176	\$450,294	\$255,989	56.85%	\$0	\$0	\$255,989	\$0
1102	2007DEBXX180	\$494,974	\$199,972	40.40%	\$127,126	\$57,920	\$14,926	\$0
1103	2007DEBXX182	\$84,858	\$24,767	29.19%	\$0	\$0	\$24,767	\$0
1104	2007DEBXX185	\$250,000	\$42,115	16.85%	\$0	\$0	\$42,115	\$0
1105	2007DEBXX191	\$496,341	\$229,677	46.27%	\$0	\$0	\$229,677	\$0
1106	2007DEBXX221	\$125,000	\$30,827	24.66%	\$0	\$0	\$30,827	\$0
1107	2007DNBX0001	\$150,815	\$55,184	36.59%	\$0	\$0	\$55,184	\$0
1108	2007DNBX0003	\$20,000	\$0	0.00%	\$0	\$0	\$0	\$0
1109	2007DNBX0004	\$20,000	\$0	0.00%	\$0	\$0	\$0	\$0
1110	2007DNBX0005	\$20,000	\$0	0.00%	\$0	\$0	\$0	\$0
1111	2007DNBX0006	\$20,000	\$0	0.00%	\$0	\$0	\$0	\$0
1112	2007DNBX0007	\$292,341	\$60,324	20.63%	\$0	\$0	\$60,324	\$0
1113	2007DNBX0011	\$406,343	\$68,166	16.78%	\$0	\$0	\$68,166	\$0
1114	2007DNBX0013	\$20,000	\$0	0.00%	\$0	\$0	\$0	\$0
1115	2007DNBX0014	\$358,353	\$124,351	34.70%	\$0	\$0	\$124,351	\$0
1116	2007DNBXK001	\$43,600	\$0	0.00%	\$0	\$0	\$0	\$0
1117	2007DNBXK004	\$360,000	\$0	0.00%	\$0	\$0	\$0	\$0
1118	2007DNBXK005	\$1,000,000	\$0	0.00%	\$0	\$0	\$0	\$0
1119	2007DNBXK006	\$33,000	\$0	0.00%	\$0	\$0	\$0	\$0
1120	2007DNBXK007	\$17,250	\$0	0.00%	\$0	\$0	\$0	\$0
1121	2007DNBXK008	\$372,256	\$11,168	3.00%	\$0	\$0	\$11,168	\$0
1122	2007DNBXK009	\$160,000	\$0	0.00%	\$0	\$0	\$0	\$0
1123	2007DNBXK010	\$50,000	\$0	0.00%	\$0	\$0	\$0	\$0
1124	2007DNBXK011	\$528,000	\$0	0.00%	\$0	\$0	\$0	\$0
1125	2007DNBXK012	\$603,400	\$0	0.00%	\$0	\$0	\$0	\$0

	Grant Number	FY 2007 Award Amount	Total Administrative Cost	Percent of Total Award	Categories of Indirect Costs			
					Overhead	G & A	Indirect Cost	Other
1126	2007DNB XK013	\$50,730	\$0	0.00%	\$0	\$0	\$0	\$0
1127	2007DNB XK014	\$1,781,320	\$0	0.00%	\$0	\$0	\$0	\$0
1128	2007DNB XK015	\$384,000	\$0	0.00%	\$0	\$0	\$0	\$0
1129	2007DNB XK016	\$46,000	\$1,336	2.90%	\$0	\$0	\$0	\$1,336
1130	2007DNB XK017	\$497,115	\$0	0.00%	\$0	\$0	\$0	\$0
1131	2007DNB XK018	\$259,977	\$0	0.00%	\$0	\$0	\$0	\$0
1132	2007DNB XK019	\$273,870	\$0	0.00%	\$0	\$0	\$0	\$0
1133	2007DNB XK020	\$474,943	\$218,601	46.03%	\$0	\$0	\$218,601	\$0
1134	2007DNB XK021	\$137,500	\$44,704	32.51%	\$0	\$0	\$44,704	\$0
1135	2007DNB XK022	\$500,000	\$0	0.00%	\$0	\$0	\$0	\$0
1136	2007DNB XK023	\$176,235	\$0	0.00%	\$0	\$0	\$0	\$0
1137	2007DNB XK024	\$198,581	\$0	0.00%	\$0	\$0	\$0	\$0
1138	2007DNB XK025	\$498,579	\$0	0.00%	\$0	\$0	\$0	\$0
1139	2007DNB XK026	\$500,000	\$0	0.00%	\$0	\$0	\$0	\$0
1140	2007DNB XK027	\$177,359	\$0	0.00%	\$0	\$0	\$0	\$0
1141	2007DNB XK028	\$469,801	\$0	0.00%	\$0	\$0	\$0	\$0
1142	2007DNB XK029	\$30,000	\$0	0.00%	\$0	\$0	\$0	\$0
1143	2007DNB XK030	\$100,000	\$220	0.22%	\$0	\$0	\$0	\$220
1144	2007DNB XK031	\$101,941	\$0	0.00%	\$0	\$0	\$0	\$0
1145	2007DNB XK032	\$90,000	\$0	0.00%	\$0	\$0	\$0	\$0
1146	2007DNB XK033	\$187,344	\$0	0.00%	\$0	\$0	\$0	\$0
1147	2007DNB XK034	\$100,000	\$0	0.00%	\$0	\$0	\$0	\$0
1148	2007DNB XK036	\$197,182	\$0	0.00%	\$0	\$0	\$0	\$0
1149	2007DNB XK038	\$305,045	\$0	0.00%	\$0	\$0	\$0	\$0
1150	2007DNB XK039	\$30,000	\$0	0.00%	\$0	\$0	\$0	\$0
1151	2007DNB XK040	\$100,000	\$0	0.00%	\$0	\$0	\$0	\$0
1152	2007DNB XK041	\$100,000	\$0	0.00%	\$0	\$0	\$0	\$0
1153	2007DNB XK042	\$100,000	\$3,000	3.00%	\$0	\$0	\$0	\$3,000
1154	2007DNB XK043	\$60,000	\$0	0.00%	\$0	\$0	\$0	\$0
1155	2007DNB XK044	\$100,000	\$0	0.00%	\$0	\$0	\$0	\$0
1156	2007DNB XK045	\$50,000	\$1,496	2.99%	\$0	\$0	\$0	\$1,496

	Grant Number	FY 2007 Award Amount	Total Administrative Cost	Percent of Total Award	Categories of Indirect Costs			
					Overhead	G & A	Indirect Cost	Other
1157	2007DNB XK047	\$77,160	\$0	0.00%	\$0	\$0	\$0	\$0
1158	2007DNB XK049	\$337,000	\$0	0.00%	\$0	\$0	\$0	\$0
1159	2007DNB XK050	\$819,785	\$0	0.00%	\$0	\$0	\$0	\$0
1160	2007DNB XK051	\$100,000	\$2,913	2.91%	\$0	\$0	\$0	\$2,913
1161	2007DNB XK052	\$338,534	\$0	0.00%	\$0	\$0	\$0	\$0
1162	2007DNB XK053	\$981,015	\$19,697	2.01%	\$0	\$0	\$0	\$19,697
1163	2007DNB XK055	\$100,000	\$3,000	3.00%	\$0	\$0	\$0	\$3,000
1164	2007DNB XK057	\$100,000	\$0	0.00%	\$0	\$0	\$0	\$0
1165	2007DNB XK058	\$1,539,340	\$0	0.00%	\$0	\$0	\$0	\$0
1166	2007DNB XK060	\$767,264	\$0	0.00%	\$0	\$0	\$0	\$0
1167	2007DNB XK061	\$100,000	\$2,912	2.91%	\$0	\$0	\$0	\$2,912
1168	2007DNB XK062	\$24,374	\$0	0.00%	\$0	\$0	\$0	\$0
1169	2007DNB XK064	\$102,534	\$0	0.00%	\$0	\$0	\$0	\$0
1170	2007DNB XK065	\$876,693	\$1,344	0.15%	\$0	\$0	\$0	\$1,344
1171	2007DNB XK066	\$60,122	\$0	0.00%	\$0	\$0	\$0	\$0
1172	2007DNB XK067	\$80,366	\$0	0.00%	\$0	\$0	\$0	\$0
1173	2007DNB XK068	\$452,756	\$10,157	2.24%	\$0	\$0	\$0	\$10,157
1174	2007DNB XK069	\$764,028	\$24,447	3.20%	\$0	\$0	\$0	\$24,447
1175	2007DNB XK070	\$366,958	\$0	0.00%	\$0	\$0	\$0	\$0
1176	2007DNB XK071	\$310,391	\$0	0.00%	\$0	\$0	\$0	\$0
1177	2007DNB XK072	\$100,000	\$0	0.00%	\$0	\$0	\$0	\$0
1178	2007DNB XK073	\$475,774	\$14,269	3.00%	\$0	\$0	\$0	\$14,269
1179	2007DNB XK077	\$200,035	\$0	0.00%	\$0	\$0	\$0	\$0
1180	2007DNB XK078	\$672,720	\$20,913	3.11%	\$0	\$0	\$0	\$20,913
1181	2007DNB XK082	\$211,993	\$6,358	3.00%	\$0	\$0	\$0	\$6,358
1182	2007DNB XK083	\$1,963,282	\$58,898	3.00%	\$0	\$0	\$0	\$58,898
1183	2007DNB XK084	\$734,235	\$0	0.00%	\$0	\$0	\$0	\$0
1184	2007DNB XK085	\$172,060	\$0	0.00%	\$0	\$0	\$0	\$0
1185	2007DNB XK086	\$1,153,158	\$0	0.00%	\$0	\$0	\$0	\$0
1186	2007DNB XK087	\$1,943,336	\$0	0.00%	\$0	\$0	\$0	\$0
1187	2007DNB XK088	\$640,013	\$18,641	2.91%	\$0	\$0	\$0	\$18,641

	Grant Number	FY 2007 Award Amount	Total Administrative Cost	Percent of Total Award	Categories of Indirect Costs			
					Overhead	G & A	Indirect Cost	Other
1188	2007DNB XK089	\$156,822	\$0	0.00%	\$0	\$0	\$0	\$0
1189	2007DNB XK090	\$391,201	\$0	0.00%	\$0	\$0	\$0	\$0
1190	2007DNB XK091	\$200,831	\$0	0.00%	\$0	\$0	\$0	\$0
1191	2007DNB XK092	\$766,204	\$0	0.00%	\$0	\$0	\$0	\$0
1192	2007DNB XK093	\$281,369	\$0	0.00%	\$0	\$0	\$0	\$0
1193	2007DNB XK094	\$208,656	\$0	0.00%	\$0	\$0	\$0	\$0
1194	2007DNB XK095	\$100,000	\$0	0.00%	\$0	\$0	\$0	\$0
1195	2007DNB XK096	\$340,115	\$0	0.00%	\$0	\$0	\$0	\$0
1196	2007DNB XK097	\$147,812	\$0	0.00%	\$0	\$0	\$0	\$0
1197	2007DNB XK098	\$70,037	\$0	0.00%	\$0	\$0	\$0	\$0
1198	2007DNB XK099	\$397,427	\$0	0.00%	\$0	\$0	\$0	\$0
1199	2007DNB XK100	\$120,820	\$0	0.00%	\$0	\$0	\$0	\$0
1200	2007DNB XK101	\$243,341	\$0	0.00%	\$0	\$0	\$0	\$0
1201	2007DNB XK103	\$128,694	\$0	0.00%	\$0	\$0	\$0	\$0
1202	2007DNB XK104	\$870,921	\$0	0.00%	\$0	\$0	\$0	\$0
1203	2007DNB XK105	\$168,985	\$0	0.00%	\$0	\$0	\$0	\$0
1204	2007DNB XK106	\$809,929	\$24,297	3.00%	\$0	\$0	\$0	\$24,297
1205	2007DNB XK107	\$165,405	\$0	0.00%	\$0	\$0	\$0	\$0
1206	2007DNB XK108	\$800,000	\$0	0.00%	\$0	\$0	\$0	\$0
1207	2007DNB XK109	\$167,531	\$0	0.00%	\$0	\$0	\$0	\$0
1208	2007DNB XK110	\$392,116	\$0	0.00%	\$0	\$0	\$0	\$0
1209	2007DNB XK111	\$260,000	\$0	0.00%	\$0	\$0	\$0	\$0
1210	2007DNB XK112	\$244,837	\$0	0.00%	\$0	\$0	\$0	\$0
1211	2007DNB XK113	\$561,146	\$0	0.00%	\$0	\$0	\$0	\$0
1212	2007DNB XK114	\$217,125	\$0	0.00%	\$0	\$0	\$0	\$0
1213	2007DNB XK115	\$691,401	\$0	0.00%	\$0	\$0	\$0	\$0
1214	2007DNB XK116	\$203,350	\$0	0.00%	\$0	\$0	\$0	\$0
1215	2007DNB XK117	\$215,785	\$0	0.00%	\$0	\$0	\$0	\$0
1216	2007DNB XK118	\$344,432	\$0	0.00%	\$0	\$0	\$0	\$0
1217	2007DNB XK119	\$1,000,000	\$0	0.00%	\$0	\$0	\$0	\$0
1218	2007DNB XK120	\$944,766	\$28,342	3.00%	\$0	\$0	\$0	\$28,342

	Grant Number	FY 2007 Award Amount	Total Administrative Cost	Percent of Total Award	Categories of Indirect Costs			
					Overhead	G & A	Indirect Cost	Other
1219	2007DNBXX121	\$248,000	\$0	0.00%	\$0	\$0	\$0	\$0
1220	2007DNBXX122	\$214,405	\$0	0.00%	\$0	\$0	\$0	\$0
1221	2007DNBXX123	\$441,063	\$12,846	2.91%	\$0	\$0	\$12,846	\$0
1222	2007DNBXX124	\$187,395	\$0	0.00%	\$0	\$0	\$0	\$0
1223	2007DNBXX125	\$2,273,278	\$0	0.00%	\$0	\$0	\$0	\$0
1224	2007DNBXX126	\$251,183	\$67,436	26.85%	\$0	\$67,436	\$0	\$0
1225	2007DNBXX127	\$90,000	\$2,700	3.00%	\$0	\$0	\$0	\$2,700
1226	2007DNBXX128	\$114,297	\$0	0.00%	\$0	\$0	\$0	\$0
1227	2007DNBXX129	\$128,948	\$0	0.00%	\$0	\$0	\$0	\$0
1228	2007DNBXX130	\$282,211	\$0	0.00%	\$0	\$0	\$0	\$0
1229	2007DNBXX131	\$1,146,900	\$0	0.00%	\$0	\$0	\$0	\$0
1230	2007DNBXX132	\$145,547	\$0	0.00%	\$0	\$0	\$0	\$0
1231	2007DNBXX133	\$251,695	\$0	0.00%	\$0	\$0	\$0	\$0
1232	2007DNBXX134	\$633,900	\$0	0.00%	\$0	\$0	\$0	\$0
1233	2007DNBXX135	\$350,172	\$117,976	33.69%	\$0	\$0	\$117,976	\$0
1234	2007DNBXX136	\$336,566	\$0	0.00%	\$0	\$0	\$0	\$0
1235	2007DNBXX137	\$500,000	\$0	0.00%	\$0	\$0	\$0	\$0
1236	2007DNBXX138	\$449,727	\$0	0.00%	\$0	\$0	\$0	\$0
1237	2007DNBXX139	\$438,615	\$0	0.00%	\$0	\$0	\$0	\$0
1238	2007DNBXX140	\$500,000	\$15,000	3.00%	\$0	\$0	\$15,000	\$0
1239	2007DNBXX141	\$500,000	\$0	0.00%	\$0	\$0	\$0	\$0
1240	2007DNBXX142	\$592,183	\$155,660	26.29%	\$0	\$0	\$155,660	\$0
1241	2007DNBXX143	\$370,813	\$0	0.00%	\$0	\$0	\$0	\$0
1242	2007DNBXX144	\$170,212	\$70,357	41.33%	\$0	\$0	\$70,357	\$0
1243	2007DNBXX145	\$448,466	\$0	0.00%	\$0	\$0	\$0	\$0
1244	2007DNBXX146	\$580,337	\$104,406	17.99%	\$0	\$104,406	\$0	\$0
1245	2007DNBXX147	\$324,705	\$62,580	19.27%	\$0	\$0	\$62,580	\$0
1246	2007DNBXX148	\$271,504	\$80,304	29.58%	\$0	\$0	\$80,304	\$0
1247	2007DNBXX149	\$112,481	\$0	0.00%	\$0	\$0	\$0	\$0
1248	2007DNBXX150	\$1,086,363	\$31,642	2.91%	\$0	\$0	\$0	\$31,642
1249	2007DNBXX151	\$236,064	\$0	0.00%	\$0	\$0	\$0	\$0

	Grant Number	FY 2007 Award Amount	Total Administrative Cost	Percent of Total Award	Categories of Indirect Costs			
					Overhead	G & A	Indirect Cost	Other
1250	2007DNB XK154	\$224,696	\$4,854	2.16%	\$0	\$0	\$0	\$4,854
1251	2007DNB XK155	\$503,135	\$0	0.00%	\$0	\$0	\$0	\$0
1252	2007DNB XK156	\$402,564	\$0	0.00%	\$0	\$0	\$0	\$0
1253	2007DNB XK158	\$145,538	\$0	0.00%	\$0	\$0	\$0	\$0
1254	2007DNB XK159	\$1,019,118	\$0	0.00%	\$0	\$0	\$0	\$0
1255	2007DNB XK160	\$612,568	\$0	0.00%	\$0	\$0	\$0	\$0
1256	2007DNB XK161	\$168,599	\$0	0.00%	\$0	\$0	\$0	\$0
1257	2007DNB XK162	\$400,976	\$0	0.00%	\$0	\$0	\$0	\$0
1258	2007DNB XK163	\$500,000	\$0	0.00%	\$0	\$0	\$0	\$0
1259	2007DNB XK164	\$437,094	\$0	0.00%	\$0	\$0	\$0	\$0
1260	2007DNB XK165	\$555,430	\$12,584	2.27%	\$0	\$0	\$0	\$12,584
1261	2007DNB XK166	\$1,939,418	\$0	0.00%	\$0	\$0	\$0	\$0
1262	2007DNB XK167	\$265,732	\$0	0.00%	\$0	\$0	\$0	\$0
1263	2007DNB XK168	\$170,417	\$0	0.00%	\$0	\$0	\$0	\$0
1264	2007DNB XK169	\$295,247	\$0	0.00%	\$0	\$0	\$0	\$0
1265	2007DNB XK170	\$346,720	\$7,703	2.22%	\$0	\$0	\$0	\$7,703
1266	2007DNB XK171	\$168,904	\$49,167	29.11%	\$0	\$0	\$0	\$49,167
1267	2007DNB XK172	\$353,449	\$82,210	23.26%	\$0	\$0	\$82,210	\$0
1268	2007DNB XK173	\$392,983	\$0	0.00%	\$0	\$0	\$0	\$0
1269	2007DNB XK184	\$497,346	\$0	0.00%	\$0	\$0	\$0	\$0
1270	2007DNB XK186	\$320,458	\$107,544	33.56%	\$0	\$0	\$107,544	\$0
1271	2007DNB XK187	\$68,000	\$22,044	32.42%	\$12,675	\$9,369	\$0	\$0
1272	2007DNB XK188	\$364,400	\$135,127	37.08%	\$93,382	\$41,745	\$0	\$0
1273	2007DNB XK196	\$499,824	\$115,541	23.12%	\$0	\$0	\$115,541	\$0
1274	2007DNB XK197	\$680,516	\$268,642	39.48%	\$0	\$0	\$268,642	\$0
1275	2007DNB XK199	\$382,394	\$95,135	24.88%	\$0	\$0	\$95,135	\$0
1276	2007DNB XK200	\$1,400,000	\$40,777	2.91%	\$0	\$0	\$40,777	\$0
1277	2007DNB XK204	\$400,000	\$0	0.00%	\$0	\$0	\$0	\$0
1278	2007DNB XK205	\$290,249	\$72,105	24.84%	\$0	\$0	\$72,105	\$0
1279	2007DNB XK206	\$440,993	\$30,445	6.90%	\$0	\$0	\$30,445	\$0
1280	2007DNB XK207	\$496,985	\$0	0.00%	\$0	\$0	\$0	\$0

	Grant Number	FY 2007 Award Amount	Total Administrative Cost	Percent of Total Award	Categories of Indirect Costs			
					Overhead	G & A	Indirect Cost	Other
1281	2007DNBXX208	\$1,586,975	\$531,761	33.51%	\$0	\$0	\$531,761	\$0
1282	2007DNBXX209	\$373,951	\$90,404	24.18%	\$0	\$0	\$90,404	\$0
1283	2007DNBXX210	\$500,000	\$0	0.00%	\$0	\$0	\$0	\$0
1284	2007DNBXX212	\$198,591	\$7,324	3.69%	\$0	\$0	\$7,324	\$0
1285	2007DNBXX213	\$77,123	\$0	0.00%	\$0	\$0	\$0	\$0
1286	2007DNBXX219	\$500,000	\$0	0.00%	\$0	\$0	\$0	\$0
1287	2007DNBXX220	\$469,250	\$0	0.00%	\$0	\$0	\$0	\$0
1288	2007DNBXX235	\$924,445	\$262,927	28.44%	\$0	\$0	\$262,927	\$0
1289	2007DNBXX236	\$268,594	\$133,045	49.53%	\$103,456	\$29,589	\$0	\$0
1290	2007DNBXX237	\$500,000	\$72,548	14.51%	\$0	\$0	\$72,548	\$0
1291	2007DNBXX239	\$380,254	\$0	0.00%	\$0	\$0	\$0	\$0
1292	2007DNBXX240	\$227,443	\$111,447	49.00%	\$86,391	\$25,056	\$0	\$0
1293	2007DNBXX241	\$125,000	\$36,972	29.58%	\$0	\$0	\$36,972	\$0
1294	2007DNBXX242	\$61,152	\$0	0.00%	\$0	\$0	\$0	\$0
1295	2007DNBXX243	\$310,800	\$0	0.00%	\$0	\$0	\$0	\$0
1296	2007DNBXX304	\$89,584	\$19,023	21.23%	\$0	\$0	\$19,023	\$0
1297	2007IJCX0001	\$1,250,000	\$206,307	16.50%	\$0	\$192,040	\$14,267	\$0
1298	2007IJCX0002	\$34,850	\$5,671	16.27%	\$0	\$0	\$5,671	\$0
1299	2007IJCX0003	\$22,650	\$3,775	16.67%	\$0	\$0	\$3,775	\$0
1300	2007IJCX0004	\$34,999	\$5,119	14.63%	\$0	\$0	\$5,119	\$0
1301	2007IJCX0005	\$34,518	\$5,753	16.67%	\$0	\$0	\$5,753	\$0
1302	2007IJCX0006	\$19,976	\$0	0.00%	\$0	\$0	\$0	\$0
1303	2007IJCX0007	\$20,000	\$0	0.00%	\$0	\$0	\$0	\$0
1304	2007IJCX0008	\$394,005	\$92,287	23.42%	\$0	\$0	\$92,287	\$0
1305	2007IJCX0010	\$20,000	\$0	0.00%	\$0	\$0	\$0	\$0
1306	2007IJCX0012	\$314,961	\$139,706	44.36%	\$0	\$0	\$139,706	\$0
1307	2007IJCX0013	\$297,264	\$61,823	20.80%	\$0	\$0	\$61,823	\$0
1308	2007IJCX0015	\$19,465	\$0	0.00%	\$0	\$0	\$0	\$0
1309	2007IJCX0016	\$365,704	\$55,480	15.17%	\$0	\$0	\$55,480	\$0
1310	2007IJCX0017	\$281,977	\$56,063	19.88%	\$0	\$0	\$56,063	\$0
1311	2007IJCX0018	\$280,073	\$85,578	30.56%	\$0	\$0	\$85,578	\$0

	Grant Number	FY 2007 Award Amount	Total Administrative Cost	Percent of Total Award	Categories of Indirect Costs			
					Overhead	G & A	Indirect Cost	Other
1312	2007IJCX0019	\$79,368	\$32,083	40.42%	\$0	\$0	\$32,083	\$0
1313	2007IJCX0020	\$90,298	\$35,704	39.54%	\$0	\$0	\$35,704	\$0
1314	2007IJCX0022	\$399,040	\$122,087	30.60%	\$0	\$0	\$122,087	\$0
1315	2007IJCX0023	\$474,765	\$128,806	27.13%	\$0	\$0	\$128,806	\$0
1316	2007IJCX0024	\$137,061	\$41,122	30.00%	\$0	\$0	\$41,122	\$0
1317	2007IJCX0025	\$298,430	\$94,870	31.79%	\$0	\$0	\$94,870	\$0
1318	2007IJCX0026	\$302,613	\$64,917	21.45%	\$0	\$0	\$64,917	\$0
1319	2007IJCX0027	\$261,405	\$75,455	28.87%	\$0	\$0	\$75,455	\$0
1320	2007IJCX0030	\$205,891	\$74,750	36.31%	\$0	\$0	\$74,750	\$0
1321	2007IJCX0031	\$19,991	\$0	0.00%	\$0	\$0	\$0	\$0
1322	2007IJCX0032	\$74,872	\$11,468	15.32%	\$0	\$0	\$11,468	\$0
1323	2007IJCX0033	\$139,530	\$27,678	19.84%	\$0	\$0	\$27,678	\$0
1324	2007IJCX0035	\$427,152	\$86,399	20.23%	\$0	\$0	\$86,399	\$0
1325	2007IJCX0037	\$296,656	\$83,226	28.05%	\$0	\$0	\$83,226	\$0
1326	2007IJCX0038	\$1,046,853	\$421,262	40.24%	\$0	\$0	\$421,262	\$0
1327	2007IJCX0041	\$62,459	\$20,396	32.66%	\$0	\$0	\$0	\$20,396
1328	2007IJCX0042	\$33,200	\$0	0.00%	\$0	\$0	\$0	\$0
1329	2007IJCX0044	\$250,000	\$99,902	39.96%	\$0	\$0	\$99,902	\$0
1330	2007IJCX0045	\$84,979	\$17,535	20.63%	\$0	\$0	\$17,535	\$0
1331	2007IJCX0046	\$236,577	\$60,695	25.66%	\$0	\$0	\$60,695	\$0
1332	2007IJCX0047	\$350,431	\$82,693	23.60%	\$0	\$0	\$82,693	\$0
1333	2007IJCX0048	\$424,807	\$106,602	25.09%	\$0	\$0	\$106,602	\$0
1334	2007IJCX0107	\$219,409	\$28,746	13.10%	\$0	\$0	\$28,746	\$0
1335	2007IJCX0110	\$475,337	\$133,196	28.02%	\$0	\$0	\$133,196	\$0
1336	2007IJCXK002	\$272,066	\$0	0.00%	\$0	\$0	\$0	\$0
1337	2007IJCXK003	\$250,198	\$80,799	32.29%	\$0	\$0	\$80,799	\$0
1338	2007IJCXK004	\$1,200,000	\$81,312	6.78%	\$0	\$0	\$81,312	\$0
1339	2007IJCXK011	\$375,000	\$0	0.00%	\$0	\$0	\$0	\$0
1340	2007IJCXK013	\$3,682,743	\$0	0.00%	\$0	\$0	\$0	\$0
1341	2007IJCXK014	\$600,000	\$110,622	18.44%	\$0	\$0	\$110,622	\$0
1342	2007IJCXK020	\$114,807	\$38,826	33.82%	\$0	\$0	\$38,826	\$0

	Grant Number	FY 2007 Award Amount	Total Administrative Cost	Percent of Total Award	Categories of Indirect Costs			
					Overhead	G & A	Indirect Cost	Other
1343	2007IJCXK021	\$170,000	\$28,734	16.90%	\$0	\$0	\$28,734	\$0
1344	2007IJCXK022	\$253,000	\$8,500	3.36%	\$0	\$0	\$0	\$8,500
1345	2007IJCXK023	\$2,500,000	\$0	0.00%	\$0	\$0	\$0	\$0
1346	2007IJCXK024	\$29,900	\$0	0.00%	\$0	\$0	\$0	\$0
1347	2007IJCXK025	\$124,708	\$35,821	28.72%	\$0	\$35,821	\$0	\$0
1348	2007IJCXK026	\$1,060,001	\$0	0.00%	\$0	\$0	\$0	\$0
1349	2007IJCXK027	\$1,250,000	\$394,709	31.58%	\$0	\$0	\$394,709	\$0
1350	2007IJCXK153	\$235,421	\$73,101	31.05%	\$0	\$0	\$73,101	\$0
1351	2007IJCXK203	\$519,543	\$0	0.00%	\$0	\$0	\$0	\$0
1352	2007IJCXK229	\$375,000	\$11,250	3.00%	\$0	\$0	\$0	\$11,250
1353	2007IJCXK230	\$347,625	\$107,884	31.03%	\$0	\$0	\$107,884	\$0
1354	2007IJCXK232	\$510,974	\$141,735	27.74%	\$0	\$0	\$141,735	\$0
1355	2007IJCXK233	\$1,000,000	\$0	0.00%	\$0	\$0	\$0	\$0
1356	2007IJCXK234	\$800,000	\$244,444	30.56%	\$0	\$0	\$244,444	\$0
1357	2007LTBXK001	\$123,349	\$37,690	30.56%	\$0	\$0	\$37,690	\$0
1358	2007MUBXK008	\$6,000,000	\$0	0.00%	\$0	\$0	\$0	\$0
1359	2007MUCXK001	\$499,893	\$285,291	57.07%	\$0	\$0	\$285,291	\$0
1360	2007MUCXK223	\$1,500,000	\$9,635	0.64%	\$0	\$0	\$0	\$9,635
1361	2007MUMU0002	\$441,017	\$90,945	20.62%	\$0	\$0	\$90,945	\$0
1362	2007MUMUK003	\$498,660	\$327,373	65.65%	\$0	\$0	\$327,373	\$0
1363	2007MUMUK004	\$499,957	\$119,344	23.87%	\$0	\$0	\$119,344	\$0
1364	2007MUMUK005	\$3,200,000	\$635,311	19.85%	\$0	\$0	\$635,311	\$0
1365	2007MUMUK007	\$1,519,363	\$334,675	22.03%	\$0	\$0	\$334,675	\$0
1366	2007MUMUK008	\$2,952,806	\$858,250	29.07%	\$0	\$0	\$858,250	\$0
1367	2007MUMUK009	\$2,670,000	\$638,326	23.91%	\$0	\$0	\$638,326	\$0
1368	2007MUMUK021	\$401,000	\$125,350	31.26%	\$0	\$0	\$125,350	\$0
1369	2007RDCX0001	\$477,891	\$13,461	2.82%	\$0	\$0	\$13,461	\$0
1370	2007RGCXK001	\$418,000	\$0	0.00%	\$0	\$0	\$0	\$0
1371	2007RGCXK002	\$372,000	\$0	0.00%	\$0	\$0	\$0	\$0
1372	2007RGCXK003	\$791,961	\$0	0.00%	\$0	\$0	\$0	\$0
1373	2007RGCXK010	\$363,271	\$0	0.00%	\$0	\$0	\$0	\$0

	Grant Number	FY 2007 Award Amount	Total Administrative Cost	Percent of Total Award	Categories of Indirect Costs			
					Overhead	G & A	Indirect Cost	Other
1374	2007RGCXK011	\$128,754	\$44,047	34.21%	\$0	\$0	\$44,047	\$0
1375	2007RGCXK012	\$500,000	\$0	0.00%	\$0	\$0	\$0	\$0
1376	2007RGCXK013	\$500,000	\$0	0.00%	\$0	\$0	\$0	\$0
1377	2007RGCXK014	\$500,000	\$0	0.00%	\$0	\$0	\$0	\$0
1378	2007RGCXK015	\$499,878	\$284,707	56.96%	\$0	\$0	\$284,707	\$0
1379	2007RGCXK016	\$493,551	\$199,945	40.51%	\$0	\$0	\$199,945	\$0
1380	2007RGCXK017	\$285,664	\$0	0.00%	\$0	\$0	\$0	\$0
1381	2007RGCXK179	\$300,000	\$101,268	33.76%	\$0	\$0	\$101,268	\$0
1382	2007RGCXK181	\$496,972	\$0	0.00%	\$0	\$0	\$0	\$0
1383	2007RGCXK183	\$260,038	\$53,425	20.55%	\$0	\$0	\$53,425	\$0
1384	2007RGCXK222	\$306,000	\$31,200	10.20%	\$0	\$0	\$0	\$31,200
1385	2007RGCXK228	\$1,000,000	\$267,188	26.72%	\$0	\$0	\$267,188	\$0
1386	2007RGCXK238	\$900,000	\$0	0.00%	\$0	\$0	\$0	\$0
1387	2007RPBX0001	\$150,938	\$56,063	37.14%	\$0	\$19,195	\$36,868	\$0
1388	2007VFGX0004	\$499,905	\$124,666	24.94%	\$0	\$0	\$124,666	\$0
1389	2007VTBX0001	\$293,198	\$93,744	31.97%	\$0	\$93,744	\$0	\$0
1390	2007VTBXK002	\$86,802	\$16,761	19.31%	\$0	\$0	\$16,761	\$0
1391	2007WGBX0001	\$113,951	\$0	0.00%	\$0	\$0	\$0	\$0
1392	2007WGBX0002	\$499,880	\$144,383	28.88%	\$0	\$0	\$144,383	\$0
1393	2007WGBX0003	\$182,738	\$72,963	39.93%	\$0	\$0	\$72,963	\$0
1394	2007WGBX0009	\$700,780	\$39,957	5.70%	\$0	\$0	\$39,957	\$0
1395	2007WGBX0010	\$499,984	\$154,237	30.85%	\$0	\$0	\$154,237	\$0
1396	2007WGBX0011	\$335,208	\$47,979	14.31%	\$0	\$0	\$47,979	\$0
1397	2007WGBX0012	\$319,921	\$98,371	30.75%	\$0	\$0	\$98,371	\$0
1398	2007WGBX0013	\$318,212	\$108,862	34.21%	\$0	\$0	\$108,862	\$0
1399	2007WGBX0021	\$385,622	\$127,305	33.01%	\$0	\$0	\$127,305	\$0
1400	2007WGBX0028	\$314,092	\$100,949	32.14%	\$0	\$0	\$100,949	\$0
FY 2007 Subtotal		\$174,088,751	\$19,734,934	11.34%	\$1,104,893	\$992,550	\$17,189,104	\$448,387
FY 2005 - 2007 Totals		\$551,035,127	\$64,092,600	11.63%	\$3,892,806	\$3,925,044	\$54,996,057	\$1,278,693

APPENDIX III

**Differences in Award Amounts in Grant Universe Data
Provided by the NIJ for Grants Awarded
During FY 2005 through FY 2007**

	FY 2005 Grant Number	Award Amount Provided by NIJ	Actual Award Amount	Amount Overstated	Amount Understated
1	1998CEVX0006	\$699,960.00	\$0.00	-\$699,960.00	
2	2001RDCXK001	\$373,894.38	\$374,603.00		\$708.62
3	2002GPCX1003	\$1,199,998.00	\$1,199,992.00	\$6.00	
4	2002LPCXK006	\$305,746.00	\$0.00	-\$305,746.00	
5	2003RCCXK001	\$3,946,573.00	\$3,948,912.00		\$2,339.00
6	2004DNBX0176	\$131,742.07	\$133,484.00		\$1,741.93
7	2004DNBX4141	\$172,268.00	\$173,440.00		\$1,172.00
8	2004DNBX4155	\$227,141.16	\$230,328.00		\$3,186.84
9	2004DNBX4184	\$65,165.56	\$80,233.00		\$15,067.44
10	2004IJCX0005	\$31,471.04	\$28,978.00	-\$2,493.04	
11	2005DABXK006	\$381,395.00	\$387,065.00		\$5,670.00
12	2005DABXK009	\$191,924.58	\$191,928.00		\$3.42
13	2005DABXK011	\$731,114.53	\$751,737.00		\$20,622.47
14	2005DABXK013	\$110,446.20	\$110,552.00		\$105.80
15	2005DABXK016	\$87,729.44	\$112,809.00		\$25,079.56
16	2005DABXK025	\$86,884.96	\$87,332.00		\$447.04
17	2005DABXK032	\$197,932.06	\$199,051.00		\$1,118.94
18	2005DABXK033	\$129,603.70	\$130,479.00		\$875.30
19	2005DABXK038	\$96,261.00	\$96,492.00		\$231.00
20	2005DABXK044	\$214,824.15	\$214,851.00		\$26.85
21	2005DABXK045	\$148,016.16	\$148,634.00		\$617.84

	FY 2005 Grant Number	Award Amount Provided by NIJ	Actual Award Amount	Amount Overstated	Amount Understated
22	2005DABXK046	\$43,165.84	\$43,166.00		\$0.16
23	2005DABXK048	\$65,549.84	\$70,000.00		\$4,450.16
24	2005DABXK052	\$111,228.00	\$111,280.00		\$52.00
25	2005DABXK056	\$63,077.43	\$66,135.00		\$3,057.57
26	2005DABXK064	\$119,774.48	\$119,775.00		\$0.52
27	2005DABXK066	\$433,291.20	\$443,476.00		\$10,184.80
28	2005DABXK068	\$73,408.59	\$79,046.00		\$5,637.41
29	2005DABXK080	\$157,416.12	\$157,663.00		\$246.88
30	2005DABXK083	\$54,074.63	\$54,075.00		\$0.37
31	2005DABXK085	\$17,307.76	\$17,317.00		\$9.24
32	2005DDBX0002	\$30,839.52	\$474,435.00		\$443,595.48
33	2005DNBX0003	\$89,218.33	\$89,278.00		\$59.67
34	2005DNBX0014	\$64,603.92	\$65,495.00		\$891.08
35	2005DNBX0015	\$161,931.19	\$191,389.00		\$29,457.81
36	2005DNBX0018	\$195,573.47	\$201,211.00		\$5,637.53
37	2005DNBX0054	\$82,320.95	\$82,639.00		\$318.05
38	2005DNBX0058	\$343,610.80	\$371,657.00		\$28,046.20
39	2005DNBX0061	\$81,184.15	\$87,850.00		\$6,665.85
40	2005DNBX0062	\$113,632.00	\$113,634.00		\$2.00
41	2005DNBX0066	\$82,230.20	\$82,639.00		\$408.80
42	2005DNBX0077	\$34,514.56	\$36,410.00		\$1,895.44
43	2005DNBX0078	\$94,615.17	\$94,624.00		\$8.83
44	2005DNBX0081	\$82,555.17	\$82,639.00		\$83.83
45	2005DNBX0082	\$55,805.00	\$56,600.00		\$795.00
46	2005DNBX0084	\$51,130.66	\$55,918.00		\$4,787.34
47	2005DNBX0087	\$82,638.95	\$82,639.00		\$0.05
48	2005DNBX0088	\$90,930.50	\$95,000.00		\$4,069.50
49	2005DNBX0089	\$591,436.21	\$623,604.00		\$32,167.79

	FY 2005 Grant Number	Award Amount Provided by NIJ	Actual Award Amount	Amount Overstated	Amount Understated
50	2005DNBX0090	\$69,477.46	\$94,307.00		\$24,829.54
51	2005DNBX0092	\$94,591.87	\$94,988.00		\$396.13
52	2005DNBX0094	\$200,249.50	\$202,307.00		\$2,057.50
53	2005DNBX0095	\$60,067.19	\$60,068.00		\$0.81
54	2005DNBX0096	\$40,087.00	\$45,420.00		\$5,333.00
55	2005DNBX0100	\$72,876.00	\$82,639.00		\$9,763.00
56	2005DNBX0105	\$114,263.85	\$114,282.00		\$18.15
57	2005DNBX0111	\$41,559.62	\$48,188.00		\$6,628.38
58	2005DNBX0113	\$83,492.00	\$88,722.00		\$5,230.00
59	2005DNBX0115	\$146,872.10	\$146,930.00		\$57.90
60	2005DNBX0116	\$29,893.91	\$30,516.00		\$622.09
61	2005DNBX0124	\$50,644.01	\$50,720.00		\$75.99
62	2005DNBXX004	\$63,190.85	\$64,929.00		\$1,738.15
63	2005DNBXX039	\$266,705.31	\$266,998.00		\$292.69
64	2005DNBXX042	\$51,699.95	\$53,313.00		\$1,613.05
65	2005DNBXX045	\$78,332.65	\$80,094.00		\$1,761.35
66	2005DNBXX047	\$232,765.83	\$237,000.00		\$4,234.17
67	2005DNBXX048	\$419,390.40	\$419,391.00		\$0.60
68	2005DNBXX063	\$110,890.57	\$115,104.00		\$4,213.43
69	2005DNBXX064	\$39,992.45	\$40,000.00		\$7.55
70	2005DNBXX069	\$297,990.82	\$306,134.00		\$8,143.18
71	2005DNBXX074	\$79,440.00	\$79,937.00		\$497.00
72	2005DNBXX081	\$39,750.00	\$40,000.00		\$250.00
73	2005DNBXX090	\$118,661.17	\$118,846.00		\$184.83
74	2005DNBXX093	\$59,335.07	\$61,576.00		\$2,240.93
75	2005DNBXX104	\$52,359.74	\$52,621.00		\$261.26
76	2005DNBXX110	\$223,522.99	\$223,866.00		\$343.01
77	2005IJCX0007	\$30,914.89	\$30,918.00		\$3.11

	FY 2005 Grant Number	Award Amount Provided by NIJ	Actual Award Amount	Amount Overstated	Amount Understated
78	2005IJCX0011	\$22,849.34	\$35,000.00		\$12,150.66
79	2005IJCX0012	\$110,174.41	\$118,167.00		\$7,992.59
80	2005IJCX0014	\$19,320.00	\$20,000.00		\$680.00
81	2005IJCX0020	\$32,161.58	\$32,356.00		\$194.42
82	2005IJCX0047	\$199,286.14	\$232,200.00		\$32,913.86
83	2005IJCXK032	\$163,477.52	\$167,000.00		\$3,522.48
84	2005IJCXK140	\$16,552.54	\$20,000.00		\$3,447.46
85	2005WGBX0002	\$17,633.29	\$20,000.00		\$2,366.71
FY 2005 Subtotal		\$16,747,627.65	\$16,545,031.00	-\$1,008,205.04	\$805,608.39

	FY 2006 Grant Number	Award Amount Provided by NIJ	Actual Award Amount	Amount Overstated	Amount Understated
86	2002MUMUK011	\$3,199,938.00	\$3,298,661.00		\$98,723.00
87	2004MUMUK001	\$63,597.79	\$185,000.00		\$121,402.21
88	2005DDBX0002	\$443,595.48	\$474,435.00		\$30,839.52
89	2006DNBX0010	\$163,053.00	\$167,818.00		\$4,765.00
90	2006DNBX0028	\$94,993.67	\$95,000.00		\$6.33
91	2006DNBX0034	\$94,285.66	\$94,435.00		\$149.34
92	2006DNBX0036	\$72,500.86	\$72,560.00		\$59.14
93	2006DNBX0058	\$89,578.99	\$95,000.00		\$5,421.01
94	2006DNBX0059	\$305,429.00	\$305,476.00		\$47.00
95	2006DNBX0061	\$48,316.15	\$51,034.00		\$2,717.85
96	2006DNBX0076	\$84,370.20	\$84,385.00		\$14.80
97	2006DNBX0083	\$716,173.20	\$779,670.00		\$63,496.80
98	2006DNBX0090	\$207,423.64	\$214,453.00		\$7,029.36
99	2006DNBX0091	\$109,699.28	\$120,561.00		\$10,861.72
100	2006DNBXX045	\$41,463.56	\$42,455.00		\$991.44
101	2006DNBXX080	\$14,562.67	\$18,220.00		\$3,657.33
102	2006DNBXX090	\$24,050.00	\$24,053.00		\$3.00
103	2006DNBXX134	\$40,686.70	\$64,783.00		\$24,096.30
104	2006DNBXX138	\$53,690.00	\$169,977.00		\$116,287.00
105	2006DNBXX148	\$478,192.01	\$478,218.00		\$25.99
106	2006DNBXX153	\$767,480.76	\$768,640.00		\$1,159.24
107	2006DNBXX175	\$43,583.85	\$47,958.00		\$4,374.15
108	2006DNBXX178	\$136,196.28	\$136,825.00		\$628.72
109	2006DNBXX180	\$151,767.93	\$155,424.00		\$3,656.07
110	2006DNBXX208	\$149,564.50	\$149,666.00		\$101.50
111	2006IJCXK002	\$374,911.00	\$550,000.00		\$175,089.00
FY 2006 Subtotal		\$7,969,104.18	\$8,644,707.00	\$0.00	\$675,602.82

	FY 2007 Grant Number	Award Amount Provided by NIJ	Actual Award Amount	Amount Overstated	Amount Understated
112	2007DNBXX210	\$213,697.00	\$500,000.00	\$0	\$286,303.00
FY 2007 Subtotal		\$213,697.00	\$500,000.00	\$0	\$286,303.00
FY 2005-2007 Total		\$24,930,428.83	\$25,689,738.00	-\$1,008,205.04	\$1,767,514.21

APPENDIX IV

**Grants Where Budget and Award Amounts
Differed in GMS for Grants Awarded
During FY 2005 through FY 2007**

	FY 2005 Grant Number	Award Amount	Budget Amount
1	2004DNBX0176	\$133,484	\$133,009
2	2005DABXK104	\$382,594	\$374,937
3	2005DNBX0003	\$89,278	\$95,000
4	2005DNBX0004	\$281,293	\$179,178
5	2005DNBX0006	\$95,823	\$92,163
6	2005DNBX0008	\$186,643	\$179,514
7	2005DNBX0009	\$189,154	\$185,557
8	2005DNBX0011	\$277,023	\$266,441
9	2005DNBX0015	\$191,389	\$184,079
10	2005DNBX0018	\$201,211	\$193,526
11	2005DNBX0019	\$178,678	\$171,853
12	2005DNBX0048	\$82,639	\$62,298
13	2005DNBX0051	\$146,463	\$140,868
14	2005DNBX0069	\$208,110	\$200,162
15	2005DNBX0070	\$165,442	\$159,123
16	2005DNBX0077	\$36,410	\$36,910
17	2005DNBX0081	\$82,639	\$113,270
18	2005DNBX0086	\$121,725	\$122,411
19	2005DNBX0089	\$623,604	\$599,784
20	2005DNBX0091	\$180,268	\$140,474
21	2005DNBX0094	\$202,307	\$194,579
22	2005DNBX0100	\$82,639	\$95,000
23	2005DNBX0103	\$729,432	\$701,571

	FY 2005 Grant Number	Award Amount	Budget Amount
24	2005DNBX0104	\$178,802	\$121,499
25	2005DNBX0105	\$114,282	\$95,000
26	2005DNBX0110	\$1,164,088	\$1,119,698
27	2005DNBX0122	\$136,158	\$117,863
28	2005DNBX0126	\$402,381	\$387,011
29	2005DNBX0127	\$286,369	\$275,430
30	2005DNBX0130	\$79,537	\$91,496
31	2005DNBX0131	\$85,500	\$85,426
32	2005DNBX4067	\$241,949	\$232,708
33	2005DNBXK007	\$430,434	\$430,494
FY 2005 Subtotals		\$7,987,748	\$7,578,332

	FY 2006 Grant Number	Award Amount	Budget Amount
34	2006DNBX0050	\$133,400	\$133,000
35	2006DNBX0089	\$258,099	\$258,000
FY 2006 Subtotals		\$391,499	\$391,000

	FY 2007 Grant Number	Award Amount	Budget Amount
36	2007CDBX0005	\$337,213	\$321,713
37	2007CDBX0015	\$494,905	\$406,863
38	2007CDBX0017	\$826,483	\$779,350
39	2007CDBX0026	\$104,712	\$97,979
40	2007CDBX0028	\$112,977	\$105,707
41	2007CDBX0029	\$96,594	\$51,100
42	2007CDBX0033	\$95,000	\$108,000
43	2007CDBX0040	\$159,335	\$149,904
44	2007CDBX0041	\$243,869	\$228,180
45	2007CDBX0047	\$269,214	\$258,023
46	2007CDBX0051	\$1,381,039	\$1,292,318
47	2007CDBX0069	\$311,339	\$297,108
48	2007CDBX0070	\$205,298	\$198,177
49	2007CDBX0076	\$96,594	\$88,595
50	2007CDBX0079	\$230,584	\$126,873
51	2007CDBX0082	\$559,385	\$528,985
52	2007CDBX0083	\$148,818	\$139,237
53	2007CDBX0084	\$163,658	\$152,175
54	2007CDBX0085	\$228,734	\$214,059
55	2007CDBX0088	\$289,509	\$270,919
56	2007DNB XK003	\$57,200	\$52,500
57	2007MUMUK010	\$2,300,000	\$2,299,960
FY 2007 Subtotals		\$8,712,460	\$8,167,725
FY 2005 – 2007 Totals		\$17,091,707	\$16,137,057

APPENDIX V

**Administrative Costs for Contract Awards
During FY 2005 through FY 2007**

	Award Number	Award Amount	Total Administrative Costs	Percent of Total Award	G&A	Overhead	Indirect Cost	Other
1	2001BF524	\$1,212,324	\$31,390	2.59%	\$0	\$0	\$0	\$31,390
2	2001BF524/5TO08	\$60,000	\$0	0.00%	\$0	\$0	\$0	\$0
3	2001BF524/5TO10	\$75,000	\$14	0.02%	\$0	\$0	\$0	\$14
4	2002BF017	\$64,001	\$15	0.02%	\$0	\$0	\$0	\$15
5	2003BF_003	\$616,788	\$0	0.00%	\$0	\$0	\$0	\$0
6	2003BF003	\$3,732,002	\$0	0.00%	\$0	\$0	\$0	\$0
7	2003BF010	\$1,723,798	\$0	0.00%	\$0	\$0	\$0	\$0
8	2003BF015	\$1,479	\$0	0.00%	\$0	\$0	\$0	\$0
9	2003BF020	\$1,562,211	\$0	0.00%	\$0	\$0	\$0	\$0
10	2003BF021	\$2,826,097	\$0	0.00%	\$0	\$0	\$0	\$0
11	2004BF016/4TO178	\$49,996	\$744	1.49%	\$744	\$0	\$0	\$0
12	2004BF016/5TO079	\$15,000	\$163	1.09%	\$0	\$0	\$0	\$163
13	2004BF016/5TO088	\$199,993	\$1,017	0.51%	\$1,017	\$0	\$0	\$0
14	2004BF016/5TO091	\$553,359	\$2,495	0.45%	\$2,495	\$0	\$0	\$0
15	2004BF018/4TO179	\$174,353	\$4,551	2.61%	\$4,551	\$0	\$0	\$0
16	2004BF018/5TO043	\$20,000	\$534	2.67%	\$534	\$0	\$0	\$0
17	2004BF018/5TO089	\$401,980	\$12,063	3.00%	\$12,063	\$0	\$0	\$0
18	2004BF018/5TO093	\$368,525	\$10,915	2.96%	\$10,915	\$0	\$0	\$0
19	2004BF022	\$1,280,157	\$28,243	2.21%	\$28,243	\$0	\$0	\$0
20	2005BF_023	\$75,999	\$0	0.00%	\$0	\$0	\$0	\$0
21	2005BF004	\$716,118	\$52,561	7.34%	\$0	\$0	\$0	\$52,561
22	2005BF008	\$20,000	\$0	0.00%	\$0	\$0	\$0	\$0
23	2005BF017	\$100,000	\$817	0.82%	\$0	\$0	\$0	\$817
24	2005BF018	\$200,000	\$0	0.00%	\$0	\$0	\$0	\$0
25	2005BF020	\$60,000	\$352	0.59%	\$0	\$0	\$0	\$352
26	2005BF021	\$75,000	\$0	0.00%	\$0	\$0	\$0	\$0
27	2005F_016	\$28,800	\$0	0.00%	\$0	\$0	\$0	\$0

	Award Number	Award Amount	Total Administrative Costs	Percent of Total Award	G&A	Overhead	Indirect Cost	Other
28	2005F_057	\$24,812	\$0	0.00%	\$0	\$0	\$0	\$0
29	2004M_067	\$40,955	\$0	0.00%	\$0	\$0	\$0	\$0
30	2004M_096	\$20,124	\$0	0.00%	\$0	\$0	\$0	\$0
31	2005M_001	\$58,277	\$0	0.00%	\$0	\$0	\$0	\$0
32	2005M_014	\$1,800	\$0	0.00%	\$0	\$0	\$0	\$0
33	2005M_073	\$98,500	\$30,626	31.09%	\$0	\$30,626	\$0	\$0
34	2005M_075	\$5,039	\$0	0.00%	\$0	\$0	\$0	\$0
35	2005M_105	\$15,500	\$3,614	23.32%	\$0	\$0	\$3,614	\$0
36	2005M_106	\$15,343	\$0	0.00%	\$0	\$0	\$0	\$0
37	2005M_110	\$3,007	\$0	0.00%	\$0	\$0	\$0	\$0
38	2005M_112	\$35,000	\$11,272	32.21%	\$0	\$10,922	\$0	\$350
39	2005M_113	\$70,000	\$22,944	32.78%	\$0	\$22,244	\$0	\$700
40	2005M_114	\$55,158	\$0	0.00%	\$0	\$0	\$0	\$0
41	2005M_115	\$62,976	\$0	0.00%	\$0	\$0	\$0	\$0
42	2001BF524/06	\$252,258	\$6,350	2.52%	\$0	\$0	\$0	\$6,350
43	2001BF524/07	\$250,000	\$0	0.00%	\$0	\$0	\$0	\$0
44	2003BF_010/6TO081	\$263,211	\$0	0.00%	\$0	\$0	\$0	\$0
45	2003BF003	\$2,231,500	\$0	0.00%	\$0	\$0	\$0	\$0
46	2003BF010	\$19,062	\$0	0.00%	\$0	\$0	\$0	\$0
47	2003BF010/6TO075	\$79,800	\$0	0.00%	\$0	\$0	\$0	\$0
48	2003BF010/6TO084	\$108,000	\$0	0.00%	\$0	\$0	\$0	\$0
49	2003BF010/6TO106	\$2,047,500	\$0	0.00%	\$0	\$0	\$0	\$0
50	2003BF018/6TO083	\$560,000	\$0	0.00%	\$0	\$0	\$0	\$0
51	2003BF018/6TO085	\$235,000	\$0	0.00%	\$0	\$0	\$0	\$0
52	2003BF018/6TO086	\$495,000	\$0	0.00%	\$0	\$0	\$0	\$0
53	2003BF018/6TO100	\$275,400	\$0	0.00%	\$0	\$0	\$0	\$0
54	2003BF018/6TO101	\$611,490	\$0	0.00%	\$0	\$0	\$0	\$0
55	2003BF020/2006TO024	\$1,704,471	\$0	0.00%	\$0	\$0	\$0	\$0
56	2003BF020	\$131,169	\$0	0.00%	\$0	\$0	\$0	\$0
57	2003BF020/6TO076	\$124,875	\$0	0.00%	\$0	\$0	\$0	\$0
58	2003BF020/6TO080	\$152,130	\$0	0.00%	\$0	\$0	\$0	\$0
59	2003BF020/6TO105	\$783,020	\$0	0.00%	\$0	\$0	\$0	\$0

	Award Number	Award Amount	Total Administrative Costs	Percent of Total Award	G&A	Overhead	Indirect Cost	Other
60	2003BF021	\$272,672	\$0	0.00%	\$0	\$0	\$0	\$0
61	2004BF_018/6TO090	\$59,087	\$1,272	2.15%	\$1,272	\$0	\$0	\$0
62	2004BF016/6TO103	\$149,931	\$3,594	2.40%	\$3,594	\$0	\$0	\$0
63	2004BF022	\$80,000	\$1,678	2.10%	\$1,678	\$0	\$0	\$0
64	2004BF022/6TO089	\$59,853	\$880	1.47%	\$880	\$0	\$0	\$0
65	2005BF_023	\$309,622	\$2,127	0.69%	\$0	\$0	\$0	\$2,127
66	2005BF004	\$718,532	\$51,317	7.14%	\$0	\$0	\$0	\$51,317
67	2005BF017	\$377,000	\$0	0.00%	\$0	\$0	\$0	\$0
68	2005BF018	\$100,000	\$0	0.00%	\$0	\$0	\$0	\$0
69	2005BF019/2006TO046	\$82,000	\$0	0.00%	\$0	\$0	\$0	\$0
70	2005BF020	\$74,409	\$229	0.31%	\$0	\$0	\$0	\$229
71	2006BF001/2006TO003	\$74,902	\$0	0.00%	\$0	\$0	\$0	\$0
72	2006BF005/6TO047	\$117,124	\$0	0.00%	\$0	\$0	\$0	\$0
73	2006BF019/6TO098	\$96,329	\$0	0.00%	\$0	\$0	\$0	\$0
74	2004C_002	\$33,778	\$0	0.00%	\$0	\$0	\$0	\$0
75	2006F_051	\$1,060,360	\$0	0.00%	\$0	\$0	\$0	\$0
76	2006F_059	\$1,000,339	\$0	0.00%	\$0	\$0	\$0	\$0
77	2006F_060	\$920,009	\$0	0.00%	\$0	\$0	\$0	\$0
78	2006F_066	\$652,494	\$0	0.00%	\$0	\$0	\$0	\$0
79	2006F_077	\$1,787,375	\$0	0.00%	\$0	\$0	\$0	\$0
80	2006F_114	\$450,000	\$0	0.00%	\$0	\$0	\$0	\$0
81	2006F_127	\$10,000	\$0	0.00%	\$0	\$0	\$0	\$0
82	2006M_037	\$7,561	\$0	0.00%	\$0	\$0	\$0	\$0
83	2006M_043	\$50,000	\$0	0.00%	\$0	\$0	\$0	\$0
84	2006M_052	\$111,158	\$0	0.00%	\$0	\$0	\$0	\$0
85	2006TO020	\$6,481,398	\$25,015	0.39%	\$21,483	\$0	\$0	\$3,532
86	2003BF003	\$910,290	\$303,414	33.33%	\$303,414	\$0	\$0	\$0
87	2003BF_010/7TO07078	\$1,400,000	\$0	0.00%	\$0	\$0	\$0	\$0
88	2003BF_010/7TO07080	\$1,120,000	\$0	0.00%	\$0	\$0	\$0	\$0
89	2003BF_010/7TO07082	\$110,600	\$0	0.00%	\$0	\$0	\$0	\$0
90	2003BF_015/7TO07033	\$310,000	\$0	0.00%	\$0	\$0	\$0	\$0
91	2003BF_015/7TO07034	\$570,000	\$0	0.00%	\$0	\$0	\$0	\$0

	Award Number	Award Amount	Total Administrative Costs	Percent of Total Award	G&A	Overhead	Indirect Cost	Other
92	2003BF015/7TO07064	\$470,000	\$0	0.00%	\$0	\$0	\$0	\$0
93	2003BF020/2007TO07083	\$376,000	\$0	0.00%	\$0	\$0	\$0	\$0
94	2004BF022	\$146,466	\$608	0.42%	\$608	\$0	\$0	\$0
95	2004BF022/7TO07017	\$301,239	\$9,970	3.31%	\$9,970	\$0	\$0	\$0
96	2005BF017	\$338,000	\$647	0.19%	\$0	\$0	\$0	\$647
97	2005BF018	\$12,873	\$0	0.00%	\$0	\$0	\$0	\$0
98	2005BF020	\$50,000	\$309	0.62%	\$0	\$0	\$0	\$309
99	2005BF021	\$170,637	\$0	0.00%	\$0	\$0	\$0	\$0
100	2005BF_023	\$366,667	\$2,078	0.57%	\$0	\$0	\$0	\$2,078
101	2006BF001/2006TO003	\$85,000	\$0	0.00%	\$0	\$0	\$0	\$0
102	2006BF005/6TO047	\$60,442	\$0	0.00%	\$0	\$0	\$0	\$0
103	2006BF005/7TO07035	\$150,000	\$0	0.00%	\$0	\$0	\$0	\$0
104	2007BF07001/7TO07093	\$112,100	\$0	0.00%	\$0	\$0	\$0	\$0
105	2007BF07001/7TO07096	\$58,300	\$0	0.00%	\$0	\$0	\$0	\$0
106	2007BF07002/7TO07049	\$36,400	\$0	0.00%	\$0	\$0	\$0	\$0
107	2007BF07002/7TO07055	\$427,360	\$0	0.00%	\$0	\$0	\$0	\$0
108	2007BF07002/7TO07075	\$179,850	\$0	0.00%	\$0	\$0	\$0	\$0
109	2007BF07002/7TO07081	\$192,500	\$0	0.00%	\$0	\$0	\$0	\$0
110	2007BF07002/7TO07084	\$1,010,149	\$0	0.00%	\$0	\$0	\$0	\$0
111	2007BF_020/7TO07057	\$1,085,000	\$0	0.00%	\$0	\$0	\$0	\$0
112	2007BF07022/7TO07092	\$336,375	\$0	0.00%	\$0	\$0	\$0	\$0
113	2006F_077	\$1,479,986	\$0	0.00%	\$0	\$0	\$0	\$0
114	2006F_114	\$3,483,695	\$241,110	6.92%	\$241,110	\$0	\$0	\$0
115	2007F_07013	\$5,950	\$0	0.00%	\$0	\$0	\$0	\$0
116	2007F_07063	\$24,566	\$0	0.00%	\$0	\$0	\$0	\$0
117	2007F07063	\$49,132	\$0	0.00%	\$0	\$0	\$0	\$0
118	2007F_07077	\$4,147	\$0	0.00%	\$0	\$0	\$0	\$0
119	2007F_07164	\$249,907	\$3,171	1.27%	\$2,571	\$0	\$0	\$600
120	2007F_07165	\$348,491	\$7,443	2.14%	\$7,000	\$0	\$0	\$443
121	2007F_07175	\$59,967	\$835	1.39%	\$835	\$0	\$0	\$0
122	2007F_07176	\$1,160,000	\$55,224	4.76%	\$0	\$0	\$0	\$55,224
123	2007F_07177	\$59,967	\$835	1.39%	\$835	\$0	\$0	\$0

	Award Number	Award Amount	Total Administrative Costs	Percent of Total Award	G&A	Overhead	Indirect Cost	Other
124	2007M_07031	\$3,000	\$0	0.00%	\$0	\$0	\$0	\$0
125	2007M_07032	\$48,500	\$20,053	41.35%	\$10,303	\$9,750	\$0	\$0
126	2007M_07081	\$60,000	\$8,478	14.13%	\$0	\$0	\$8,478	\$0
127	2007M_07086	\$19,680	\$0	0.00%	\$0	\$0	\$0	\$0
128	2007M_07088	\$5,545	\$0	0.00%	\$0	\$0	\$0	\$0
129	2007M_07094	\$34,650	\$3,150	9.09%	\$0	\$0	\$3,150	\$0
130	2006TO020	\$4,386,733	\$26,267	0.60%	\$19,183	\$0	\$0	\$7,084
FY 2005 - 2007 Totals		\$64,049,454	\$990,383	1.55%	\$685,297	\$73,542	\$15,242	\$216,302

Items or Services Requiring Special Approval

Item or Service	Approval Required
Automatic data processing (ADP) consulting services	Information Resources Management Division (IRMD)
ADP hardware, software, and supplies	IRMD
Non-personal administrative services and advisory and assistance services	Office of General Counsel concurrence and Director, Acquisition Management Division approval
Non-ADP consulting services	Office of General Counsel concurrence and Director, Acquisition Management Division approval
Furniture; office equipment; and office space rental, lease or purchase	Building Support Services Division
Parking spaces	Bureau or Office's Administrative Officer
Printing and related supplies	Building Support Services Division and the Government Printing Office
Telecommunications equipment and services	IRMD/Telecommunications
Temporary private sector help	Office of Personnel concurrence

APPENDIX VII

Grantees that Received NIJ Grants for Purposes Potentially Related to Issues Lobbied by the Grantees

Grantee	General Electric Company
Grant Number	2007-RG-CX-K015
Award Amount	\$499,878
Date Awarded	September 12, 2007
General Purpose of Grant	To develop a video-based site surveillance system that will enable unattended remote monitoring of locations such as schools, public parks, prison yards, and public venues.
Lobbying Category	Copyright, Patents, & Trademarks; Federal Budget and Appropriations; Communications/Broadcasting/Radio/Television
Specific Lobbying Issues Including Justice Bills Lobbied For	Lobbied for various House and Senate appropriations and authorization bills, including H.R. 3093 FY 2008 Commerce, Justice, Science, and Related Agencies Appropriations; S. 1745 FY 2008 Commerce, Justice, Science, and Related Agencies Appropriations; H.R. 5672 FY 2007 Science, State, Justice, Commerce, and Related Agencies Appropriations. Also lobbied for intellectual property protection and piracy legislation.
Entities Lobbied	Executive Office of the President; House of Representatives; Senate; Department of Justice; Patent & Trademark Office; Department of Defense
Periods Lobbied	January – June 2006; July – December 2006; January – June 2007; July – December 2007
Lobbyist Used	General Electric Company; Robison International; Bartlett & Bendall LLC; Bartlett Bendall & Kadesh; The Eris Group; Michael Mathis
Grantee	Michigan State University
Grant Number	2007-WG-BX-0012
Award Amount	\$319,921
Date Awarded	September 4, 2007
General Purpose of Grant	To perform a study to answer questions related to adolescent victims of sexual assault, sexual assault nurse examiners, and sexual assault response teams.
Lobbying Category	Federal Budget and Appropriations
Specific Lobbying Issues Including Justice Bills Lobbied For	Lobbied for various appropriations projects, but Justice bills not specifically stated.
Entities Lobbied	House of Representatives; Senate
Periods Lobbied	January – June 2006
Lobbyist Used	Thelen Reid & Priest LLP

Source: Office of Justice Programs' data and grantee's lobbying disclosure forms obtained from the Senate Office of Public Records.

Grantee	Michigan State University
Grant Number	2002-GP-CX-1003, Supplement 2
Award Amount	\$1,199,998
Date Awarded	September 23, 2005
General Purpose of Grant	To continue training and technical assistance activities and expand research functions related to Project Safe Neighborhoods – a project designed to reduce firearms violence.
Lobbying Category	Science and Technology; Federal Budget and Appropriations
Specific Lobbying Issues Including Justice Bills Lobbied For	Lobbied for various appropriations and science research projects, but Justice bills not specifically stated.
Entities Lobbied	House of Representatives; Senate; Office of Management and Budget; Office of Science and Technology Policy; Department of Energy
Periods Lobbied	January – June 2004; July – December 2004; January – June 2005; July – December 2005
Lobbyist Used	BKSH & Associates; Thelen Reid & Priest LLP
Grantee	Research Triangle Institute
Grant Number	2006-DN-BX-K012
Award Amount	\$212,344
Date Awarded	September 13, 2006
General Purpose of Grant	To develop and produce a reference material of hair fortified with controlled substances for use by forensic laboratories as controls or calibrators to identify and measure drugs of abuse in hair.
Lobbying Category	Federal Budget and Appropriations
Specific Lobbying Issues Including Justice Bills Lobbied For	Lobbied for various appropriations, healthcare, and science projects, but Justice bills not specifically stated.
Entities Lobbied	House of Representatives; Senate
Periods Lobbied	January – June 2005; July – December 2005
Lobbyist Used	Research Triangle Institute International; Greenberg Traurig, LLP

Source: Office of Justice Programs' data and grantee's lobbying disclosure forms obtained from the Senate Office of Public Records.

Grantee	Research Triangle Institute
Grant Number	2006-DN-BX-K014
Award Amount	\$484,545
Date Awarded	September 13, 2006
General Purpose of Grant	To evaluate the applicability of the direct analysis real time, time of flight mass spectrometer technology to postmortem toxicology analyses.
Lobbying Category	Federal Budget and Appropriations
Specific Lobbying Issues Including Justice Bills Lobbied For	Lobbied for various appropriations, healthcare, and science projects, but Justice bills not specifically stated.
Entities Lobbied	House of Representatives; Senate
Periods Lobbied	January – June 2005; July – December 2005
Lobbyist Used	Research Triangle Institute International; Greenberg Traurig, LLP
Grantee	University of Central Florida
Grant Number	2005-MU-MU-K044 Supplement 1
Award Amount	\$1,450,000
Date Awarded	September 25, 2006
General Purpose of Grant	To fund the University of Central Florida's National Center for Forensic Science's biological science, physical science, digital evidence, and outreach projects.
Lobbying Category	Education
Specific Lobbying Issues Including Justice Bills Lobbied For	Lobbied for H.R. 2862 Science, State, Justice, and Commerce Appropriations. Also lobbied for various education and research funding projects.
Entities Lobbied	House of Representatives; Senate
Periods Lobbied	January – June 2005; July – December 2005
Lobbyist Used	The Advocacy Group

Source: Office of Justice Programs' data and grantee's lobbying disclosure forms obtained from the Senate Office of Public Records.

Grantee	University of North Texas Health Science Center
Grant Number	2004-DN-BX-K212, Supplement 1
Award Amount	\$1,484,782
Date Awarded	September 7, 2005
General Purpose of Grant	To allow the center to further interact with medical examiners, coroners' offices, the National Center for Missing and Exploited Children, the National Center for Missing Adults, and law enforcement agencies throughout the United States to identify and collect unidentified human remains and reference samples from families with missing loved ones. The goal of the grant is to enter the samples collected into the Combined DNA Index System.
Lobbying Category	Federal Budget and Appropriations
Specific Lobbying Issues Including Justice Bills Lobbied For	Lobbied for various appropriations, but Justice bills not specifically stated.
Entities Lobbied	House of Representatives; Senate; Department of Justice; Department of Defense; Department of Energy; and Department of Housing and Urban Development
Periods Lobbied	January – June 2004; July – December 2004
Lobbyist Used	American Continental Group, Inc.
Grantee	University of Central Florida
Grant Number	2006-DN-BX-K005
Award Amount	\$174,025
Date Awarded	September 11, 2006
General Purpose of Grant	To fund the repair of double strand breaks in DNA, restoring sufficient genomic integrity to permit DNA typing using a panel of single nucleotide polymorphism loci.
Lobbying Category	Education
Specific Lobbying Issues Including Justice Bills Lobbied For	Lobbied for various appropriations including H.R. 2862 Science, State, Justice, and Commerce Appropriations. Also lobbied for various education and research funding projects.
Entities Lobbied	House of Representatives; Senate
Periods Lobbied	January – June 2005; July – December 2005
Lobbyist Used	The Advocacy Group

Source: Office of Justice Programs' data and grantee's lobbying disclosure forms obtained from the Senate Office of Public Records.

Grantee	Florida International University
Grant Number	2006-DN-BX-K006
Award Amount	\$347,399
Date Awarded	September 11, 2006
General Purpose of Grant	To develop methods to better understand the effects of inhibition and degradation in the recovery of DNA information from casework samples.
Lobbying Category	Federal Budget and Appropriations
Specific Lobbying Issues Including Justice Bills Lobbied For	Lobbied for H.R. 5672 FY 2007 Science, State, Justice, and Commerce Appropriations.
Entities Lobbied	House of Representatives; Senate; and Office of Management and Budget
Periods Lobbied	January – June 2006
Lobbyist Used	Florida International University
Grantee	Florida International University
Grant Number	2003-IJ-CX-K004, Supplement 1
Award Amount	\$30,002
Date Awarded	September 16, 2005
General Purpose of Grant	To develop, optimize, and validate Laser Ablation Inductively Coupled Plasma Mass Spectrometry for the examination of glass and paint evidence.
Lobbying Category	Federal Budget and Appropriations
Specific Lobbying Issues Including Justice Bills Lobbied For	Lobbied for FY 2005 appropriations, but Justice bills not specifically stated.
Entities Lobbied	House of Representatives; Senate; Department of Energy; and National Oceanic and Atmospheric Administration
Periods Lobbied	July – December 2004
Lobbyist Used	Florida International University

Source: Office of Justice Programs' data and grantee's lobbying disclosure forms obtained from the Senate Office of Public Records.

Grantee	Michigan State University
Grant Number	2007-DN-BX-0005
Award Amount	\$20,000
Date Awarded	July 17, 2007
General Purpose of Grant	To develop automatic fingerprint matching algorithms to discriminate third level friction ridge features such as pores, ridges, contours, dots and incipient ridges, and minutia shape and salient ridge tracing.
Lobbying Category	Federal Budget and Appropriations
Specific Lobbying Issues Including Justice Bills Lobbied For	Lobbied for various appropriations projects, but Justice bills not specifically stated.
Entities Lobbied	House of Representatives; Senate
Periods Lobbied	January – June 2006
Lobbyist Used	Thelen Reid & Priest LLP
Grantee	University of Central Florida
Grant Number	2006-DN-BX-K009
Award Amount	\$257,134
Date Awarded	September 13, 2006
General Purpose of Grant	To develop and optimize necessary analytical methodologies and conduct an investigation of the trace level synthetic by-products in Triacetone Triperoxide samples as a method of determining the synthetic route and synthetic conditions used in its preparation.
Lobbying Category	Education
Specific Lobbying Issues Including Justice Bills Lobbied For	Lobbied for various appropriations including H.R. 2862 Science, State, Justice, and Commerce Appropriations. Also lobbied for various education and research funding projects.
Entities Lobbied	House of Representatives; Senate
Periods Lobbied	January – June 2005; July – December 2005
Lobbyist Used	The Advocacy Group

Source: Office of Justice Programs' data and grantee's lobbying disclosure forms obtained from the Senate Office of Public Records.

Grantee	Michigan State University
Grant Number	2007-RG-CX-K183
Award Amount	\$260,038
Date Awarded	September 12, 2007
General Purpose of Grant	To study the statistical properties of extended features and to empirically demonstrate the performance gain by combining minutiae and extended features using various fusion schemes.
Lobbying Category	Federal Budget and Appropriations
Specific Lobbying Issues Including Justice Bills Lobbied For	Lobbied for various appropriations projects, but Justice bills not specifically stated.
Entities Lobbied	House of Representatives; Senate
Periods Lobbied	January – June 2006
Lobbyist Used	Thelen Reid & Priest LLP

Source: Office of Justice Programs' data and grantee's lobbying disclosure forms obtained from the Senate Office of Public Records.

APPENDIX VIII

Sub-grantees that Received Sub-grants from NIJ Grantees for Purposes Potentially Related to Issues Lobbied by the Sub-grantees

Sub-grantee	Applied Biosystems
Grantee	University of North Texas Health Science Center
Grant Number	2007-DN-BX-K200
Award Amount	\$1,400,000
Date Awarded	September 11, 2007
General Purpose of Grant	To conduct DNA testing on unidentified human remains, family reference, and direct reference samples; enter DNA results into the Combined DNA Index System; and conduct anthropological and dental examinations on the unidentified human remains if required.
Lobbying Category	Science and Technology; Federal Budget and Appropriations
Specific Lobbying Issues Including Justice Bills Lobbied For	Lobbied for the Commerce, Science, and Justice budget appropriations for DNA analysis funding at the Office of Justice Programs, and for legislative and regulatory issues related to genetic research and the application of such research.
Entities Lobbied	House of Representatives; Senate; Department of Justice
Periods Lobbied	January – June 2006; July – December 2006
Lobbyist Used	Applied Biosystems; Smith Alling Lane
Sub-grantee	Applera Corporation ⁵⁰
Grantee	University of North Texas Health Science Center
Grant Number	2007-DN-BX-K200
Award Amount	\$1,400,000
Date Awarded	September 11, 2007
General Purpose of Grant	To conduct DNA testing on unidentified human remains, family reference, and direct reference samples; enter DNA results into the Combined DNA Index system; and conduct anthropological and dental examinations on the unidentified human remains if required.
Lobbying Category	Law Enforcement and Crime; Criminal Justice
Specific Lobbying Issues Including Justice Bills Lobbied For	Lobbied for DNA funding, but Justice bills not specifically stated.
Entities Lobbied	House of Representatives; Senate; Department of Justice
Periods Lobbied	January – June 2007; July – December 2007
Lobbyist Used	Gordon Thomas Honeywell Governmental Affairs

Source: Office of Justice Programs' data and sub-grantee's lobbying disclosure forms contained on the Opensecrets.org website.

⁵⁰ Applera Corporation is the parent company of Applied Biosystems

Sub-grantee	Applied Biosystems
Grantee	Florida Department of Law Enforcement
Grant Number	2006-DN-BX-K167
Award Amount	\$1,886,239
Date Awarded	September 5, 2006
General Purpose of Grant	To improve laboratory infrastructure and analysis capacity of existing crime laboratories that conduct DNA analysis so that DNA samples can be processed efficiently and cost effectively.
Lobbying Category	Science and Technology; Federal Budget and Appropriations
Specific Lobbying Issues Including Justice Bills Lobbied For	Lobbied for the Commerce, Science, and Justice budget appropriations for DNA analysis funding at the Office of Justice Programs; and for legislative and regulatory issues related to genetic research and the application of such research.
Entities Lobbied	House of Representatives; Senate; Department of Justice
Periods Lobbied	January – June 2006; July – December 2006
Lobbyist Used	Applied Biosystems; Smith Alling Lane
Sub-grantee	Applera Corporation
Grantee	Florida Department of Law Enforcement
Grant Number	2006-DN-BX-K167
Award Amount	\$1,886,239
Date Awarded	September 5, 2006
General Purpose of Grant	To improve laboratory infrastructure and analysis capacity of existing crime laboratories that conduct DNA analysis so that DNA samples can be processed efficiently and cost effectively.
Lobbying Category	Law Enforcement and Crime; Federal Budget and Appropriations
Specific Lobbying Issues Including Justice Bills Lobbied For	Lobbied for H.R. 2862 Commerce, Science, and Justice budget appropriations for DNA analysis funding at the Office of Justice Programs; and for S. 1606 DNA legislation.
Entities Lobbied	House of Representatives; Senate; Department of Justice
Periods Lobbied	January – June 2005; July – December 2005
Lobbyist Used	Smith Alling Lane

Source: Office of Justice Programs' data and sub-grantee's lobbying disclosure forms contained on the Opensecrets.org website.

Sub-grantee	University of Colorado
Grantee	Research Triangle Institute
Grant Number	2007-DN-BX-K208
Award Amount	\$1,586,975
Date Awarded	September 7, 2007
General Purpose of Grant	To develop course materials for forensic scientists in the area of forensic toxicology and controlled substances.
Lobbying Category	Federal Budget and Appropriations
Specific Lobbying Issues Including Justice Bills Lobbied For	Lobbied for H.R. 5672 Science, State, Commerce, and Justice Appropriations funding for forensic research.
Entities Lobbied	House of Representatives; Senate
Periods Lobbied	July – December 2006
Lobbyist Used	University of Colorado
Sub-grantee	University of Wisconsin
Grantee	University of Central Florida
Grant Number	2007-DN-BX-K235
Award Amount	\$924,445
Date Awarded	September 12, 2007
General Purpose of Grant	To fund the University of Central Florida's National Center for Forensic Science to provide training to forensic scientists in fire debris analysis, organic chemistry of fire debris, explosive debris analysis, and fire dynamics.
Lobbying Category	Federal Budget and Appropriations
Specific Lobbying Issues Including Justice Bills Lobbied For	Lobbied for various appropriations including H.R. 5672 2007 Commerce, Justice, State, Science Appropriations; and 2008 Commerce, Justice, Science Appropriations.
Entities Lobbied	House of Representatives; Senate
Periods Lobbied	January – June 2006; July – December 2006; January – June 2007;
Lobbyist Used	University of Wisconsin – Madison

Source: Office of Justice Programs' data and sub-grantee's lobbying disclosure forms contained on the Opensecrets.org website.

Sub-grantee	Florida International University
Grantee	University of Central Florida
Grant Number	2007-DN-BX-K235
Award Amount	\$924,445
Date Awarded	September 12, 2007
General Purpose of Grant	To fund the University of Central Florida's National Center for Forensic Science to provide training to forensic scientists in fire debris analysis, organic chemistry of fire debris, explosive debris analysis, and fire dynamics.
Lobbying Category	Federal Budget and Appropriations
Specific Lobbying Issues Including Justice Bills Lobbied For	Lobbied for H.R. 5672 FY 2007 Science, State, Justice, and Commerce appropriations funding.
Entities Lobbied	House of Representatives; Senate; Office of Management and Budget
Periods Lobbied	January – June 2006
Lobbyist Used	Florida International University
Sub-grantee	University of Utah
Grantee	Research Triangle Institute
Grant Number	2006-DN-BX-K012
Award Amount	\$212,344
Date Awarded	September 13, 2006
General Purpose of Grant	To develop and produce a reference material of hair fortified with controlled substances for use by forensic laboratories as controls or calibrators to identify and measure drugs of abuse in hair.
Lobbying Category	Education and Federal Budget and Appropriations
Specific Lobbying Issues Including Justice Bills Lobbied For	Lobbied for various appropriations including H.R. 2862 Science, State, Justice, and Commerce Appropriations; and H.R. 5672 Science, State, Justice, and Commerce Appropriations. Also lobbied for research funding.
Entities Lobbied	House of Representatives; Senate; Department of Health and Human Services; Department of Interior; Department of Energy
Periods Lobbied	January – June 2005; July – December 2005; January – June 2006; July – December 2006
Lobbyist Used	Lent Scrivner & Roth; McDermott Will & Emery, LLP; Lent Scrivner & Roth, LLC

Source: Office of Justice Programs' data and sub-grantee's lobbying disclosure forms contained on the Opensecrets.org website.

Sub-grantee	Psychomedics Corporation
Grantee	Research Triangle Institute
Grant Number	2006-DN-BX-K012
Award Amount	\$212,344
Date Awarded	September 13, 2006
General Purpose of Grant	To develop and produce a reference material of hair fortified with controlled substances for use by forensic laboratories as controls or calibrators to identify and measure drugs of abuse in hair.
Lobbying Category	Alcohol and Drug Abuse
Specific Lobbying Issues Including Justice Bills Lobbied For	Lobbied for drug and drug abuse testing, but Justice bills not specifically stated.
Entities Lobbied	House of Representatives; Department of Health and Human Services; White House; Office of Management and Budget.
Periods Lobbied	January – June 2005; July – December 2005; January – June 2006; July – December 2006
Lobbyist Used	Hilary Sills
Sub-grantee	Montana State University
Grantee	University of Central Florida
Grant Number	2005-MU-MU-K044, Supplement 1
Award Amount	\$1,450,000
Date Awarded	September 25, 2006
General Purpose of Grant	To fund the University of Central Florida's National Center for Forensic Science's biological science, physical science, digital evidence, and outreach projects.
Lobbying Category	Federal Budget and Appropriations
Specific Lobbying Issues Including Justice Bills Lobbied For	Lobbied for current and prospective legislation affecting Montana State University. Also lobbied for budget and appropriations for science and technology, education, and networking and telecommunications. Justice bills not specifically stated.
Entities Lobbied	House of Representatives; Senate; Department of Education; Department of Agriculture; Department of Commerce; Department of Defense; Department of Energy; Environmental Protection Agency; Federal Emergency Management Agency; Department of Health and Human Services; Department of Housing and Urban Development; Department of Interior; Department of Labor; National Aeronautics and Space Administration; National Institute of Health; National Science Foundation; Department of Transportation; Department of Treasury
Periods Lobbied	January – June 2005; July – December 2005; January – June 2006; July – December 2006
Lobbyist Used	Dutko Worldwide, Incorporated; Van Scoyoc Associates, Incorporated; Dutko Worldwide, LLC; Dutko Worldwide; Van Scoyoc Associates

Source: Office of Justice Programs' data and sub-grantee's lobbying disclosure forms contained on the Opensecrets.org website.

Sub-grantee	Research Triangle Institute
Grantee	The Urban Institute
Grant Number	2003-DC-BX-1001, Supplement 1
Award Amount	\$3,427,055
Date Awarded	December 29, 2004
General Purpose of Grant	To study a sample of participants from a diverse set of drug courts and comparison sites to test: (1) if drug courts reduce offender substance abuse, criminal behavior, and other problems associated with drug abuse; (2) if drug courts influence offenders' opinions and attitudes; (3) if offender opinions and attitudes affect program compliance and offender drug use and crime; and (4) which characteristics of criminal justice interventions achieved desired changes in offender behavior.
Lobbying Category	Federal Budget and Appropriations; Medical Research and Clinical Labs
Specific Lobbying Issues Including Justice Bills Lobbied For	Lobbied for various appropriations and research, but Justice bills not specifically stated.
Entities Lobbied	House of Representatives; Senate
Periods Lobbied	January – June 2003; July – December 2003; January – June 2004; July – December 2004
Lobbyist Used	Greenberg Traurig, LLP; Research Triangle Institute
Sub-grantee	University of Tennessee
Grantee	Florida International University
Grant Number	2006-DN-BX-K006
Award Amount	\$347,399
Date Awarded	September 11, 2006
General Purpose of Grant	To develop methods to better understand the effect of inhibition and degradation in the recovery of DNA information from casework samples.
Lobbying Category	Federal Budget and Appropriations
Specific Lobbying Issues Including Justice Bills Lobbied For	Lobbied for various appropriations including H.R. 2862 FY 2006 Science, State, Justice, and Commerce Appropriations funding for forensic science; and H.R. 5672 FY 2007 Science, State, Justice, and Commerce Appropriations for forensic science.
Entities Lobbied	House of Representatives; Senate; Department of Justice
Periods Lobbied	January – June 2005; July – December 2005; January – June 2006; July – December 2006
Lobbyist Used	University of Tennessee

Source: Office of Justice Programs' data and sub-grantee's lobbying disclosure forms contained on the Opensecrets.org website.

Sub-grantee	Applera Corporation
Grantee	Florida Department of Law Enforcement
Grant Number	2005-DA-BX-K047
Award Amount	\$1,541,793
Date Awarded	September 19, 2005
General Purpose of Grant	To improve laboratory infrastructure and analysis capacity of existing crime laboratories that conduct DNA analysis so that DNA samples can be processed efficiently and cost effectively.
Lobbying Category	Law Enforcement and Crime; Federal Budget and Appropriations
Specific Lobbying Issues Including Justice Bills Lobbied For	Lobbied for H.R. 2862 Commerce, Science, and Justice budget appropriations for DNA analysis funding at the Office of Justice Programs; and for S. 1606 DNA legislation.
Entities Lobbied	House of Representatives; Senate; Department of Justice
Periods Lobbied	January – June 2004; July – December 2004; January – June 2005; July – December 2005
Lobbyist Used	Smith Alling Lane; Smith Alling Lane P.S.
Sub-grantee	Applera Corporation
Grantee	Florida Department of Law Enforcement
Grant Number	2005-DN-BX-K080
Award Amount	\$1,338,036
Date Awarded	September 19, 2005
General Purpose of Grant	To fund state and local governments with existing crime laboratories to analyze backlogged forensic DNA casework samples from sexual assaults, homicides, and kidnappings whether in government-owned laboratories or through accredited fee-for-service vendors.
Lobbying Category	Law Enforcement and Crime; Federal Budget and Appropriations
Specific Lobbying Issues Including Justice Bills Lobbied For	Lobbied for H.R. 2862 Commerce, Science, and Justice budget appropriations for DNA analysis funding at the Office of Justice Programs; and for S. 1606 DNA legislation.
Entities Lobbied	House of Representatives; Senate; Department of Justice
Periods Lobbied	January – June 2004; July – December 2004; January – June 2005; July – December 2005
Lobbyist Used	Smith Alling Lane; Smith Alling Lane P.S.

Source: Office of Justice Programs' data and sub-grantee's lobbying disclosure forms contained on the Opensecrets.org website.

Sub-grantee	Applera Corporation
Grantee	Illinois State Police
Grant Number	2005-DA-BX-K053
Award Amount	\$1,309,335
Date Awarded	September 19, 2005
General Purpose of Grant	To improve laboratory infrastructure and analysis capacity of existing crime laboratories that conduct DNA analysis so that DNA samples can be processed efficiently and cost effectively.
Lobbying Category	Law Enforcement and Crime; Federal Budget and Appropriations
Specific Lobbying Issues Including Justice Bills Lobbied For	Lobbied for H.R. 2862 Commerce, Science, and Justice budget appropriations for DNA analysis funding at the Office of Justice Programs; and for S. 1606 DNA legislation.
Entities Lobbied	House of Representatives; Senate; Department of Justice
Periods Lobbied	January – June 2004; July – December 2004; January – June 2005; July – December 2005
Lobbyist Used	Smith Alling Lane; Smith Alling Lane P.S.

Source: Office of Justice Programs' data and sub-grantee's lobbying disclosure forms contained on the Opensecrets.org website.

OFFICE OF JUSTICE PROGRAMS' RESPONSE
TO THE DRAFT AUDIT REPORT



U.S. Department of Justice

Office of Justice Programs

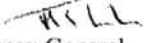
Office of the Assistant Attorney General

Washington, D.C. 20531

SEP 25 2009

MEMORANDUM TO: Glenn A. Fine
Inspector General
United States Department of Justice

THROUGH: Raymond J. Beaudet
Assistant Inspector General for Audit
Office of the Inspector General
United States Department of Justice

FROM: Mary Lou Leary 
Acting Assistant Attorney General

SUBJECT: Response to Office of the Inspector General's Draft Audit Report,
*The National Institute of Justice's Practices for Awarding Grants
and Contracts in Fiscal Years 2005 through 2007*

This memorandum provides a response to the recommendations directed to the Office of Justice Programs (OJP) included in the Office of the Inspector General's (OIG's) draft audit report entitled, *The National Institute of Justice's Practices for Awarding Grants and Contracts in Fiscal Years 2005 through 2007*. The draft audit report contains nine recommendations and no questioned costs directed to OJP.

The recommendations highlight key aspects of the National Institute of Justice's (NIJ's) practices that must be strengthened. For instance, the report notes aspects of NIJ's processes where there was incomplete documentation, inadequate processes to ensure oversight, or processes which failed to avoid all appearances of a conflict of interest. These weaknesses are inconsistent with NIJ's abiding commitment to fair and open competition in the pursuit of the highest quality research. NIJ's leadership team has committed itself to fully addressing each of these weaknesses in the administrative processes and to complying in full with each of the recommendations in this report.

NIJ has already taken several steps that address the recommendations of this report. For example, as of the 2009 award season, funding memoranda documenting all awarding decisions have been attached to each application in the Grants Management System (GMS). These funding memoranda are signed by either the Assistant Attorney General for OJP or the Director of NIJ, depending on the funding source applied. When an application other than the highest scoring

application (based on peer review scores) was selected, NIJ provided a written justification for that selection. Beginning in 2009, this additional documentation on each non-formula discretionary grant award is attached to the grant award file in GMS.

The measures already in place and the steps already taken since 2005-2007 (the focus of this report) are incorporated into our response to each of the recommendations below. For ease of review, the recommendations are stated in bold below and are followed by OJP's response.

1. Establish procedures to ensure that key aspects of the pre-award and award process for grants and cooperative agreements are documented, such as:

- **identifying and working with OJP's Office of General Counsel to remedy any conflicts of interest, or the appearance of conflicts of interest, among agency staff involved in the pre-award evaluation process;**
- **maintaining Disclosure of Conflict of Interest forms for peer reviewers selected to review grant applications and ensuring that peer reviewers are not allowed to participate when they identify conflicts of interest;**
- **maintaining the NIJ Director's approved list of peer reviewers for each solicitation and ensuring that peer reviewers selected are on the approved list;**
- **maintaining individual peer review comments or evidence that the peer reviewers agree with the peer review consensus report; and**
- **ensuring that the reasons for denying applications are accurately recorded in GMS and that copies of rejection letters sent to rejected applicants are maintained.**

OJP agrees with this recommendation. To address the elements of this recommendation, NIJ will fully implement the following actions, many of which are already in progress.

- Beginning in fiscal year (FY) 2010, NIJ will require that all staff involved in the pre-award evaluation process (including Program Managers, Division Chiefs, and Deputy Directors) sign a Conflict of Interest (COI) form. The form will be developed in collaboration with the OJP's Office of the General Counsel (OGC) and will be retained in a centralized location by NIJ's Planning, Budget, Management, and Administration (PBMA) Division.
- NIJ will work with the OJP Designated Agency Ethics Official and OGC to provide targeted ethics training directed at NIJ and thoroughly review the OGE Standards of Ethical Conduct applicable to all Federal employees. This training will specifically discuss the issues surrounding spousal conflicts of interest. Of particular importance in this training will be discussion of appropriate filing and review of OGE Form 450, the Confidential Financial Disclosure Report form, the standard form by which program managers are able to identify potential conflicts

of interest. Special emphasis will be placed on how managers must use these forms to direct subordinate workflows to avoid potential conflicts of interest. This training will be completed by December 2009.

- Before the FY 2010 award season, NIJ will work with the OJP Designated Agency Ethics Official and OGC to review the peer review processes currently used by NIJ for both peer review of applications and peer review of work products, and make necessary changes to ensure consistent application of appropriate conflict of interest provisions in peer review standards.
- By December 2009, for each instance of a potential conflict of interest identified in the report, NIJ will work with the OJP Designated Agency Ethics Official and OGC to review the issue and will take appropriate action.
- Starting in FY 2008, the Office of Audit, Assessment, and Management (OAAM), through its peer review contractor, began collecting and retaining a COI form for each peer reviewer. Before the FY 2010 award season, in collaboration with OAAM, NIJ will establish a consistent process to resolve any COI that is identified on the forms. As a longer-term solution for collecting and retaining COI documentation, OAAM will explore the possibility of modifying GMS to allow for attachments at the solicitation level, which will allow for electronic retention of these documents.
- Before the FY 2010 award season, NIJ will develop a process to ensure that documentation is maintained to support the NIJ Director's review and approval of peer reviewer lists for each NIJ solicitation. If additional reviewers are needed, the solicitation program manager will prepare an addendum and request approval from the Director to add those reviewers to the reviewer pool. The original list, addenda, and record of approval will be retained in a centralized location by NIJ's PBMA Division.
- Before the FY 2010 award season, OAAM will work with the peer review contractor to ensure that formal concurrence on consensus reviews is obtained from each peer reviewer and maintained in GMS.
- Beginning in FY 2009, OJP began maintaining a copy of the approved denial notification for each application affected in GMS. Before the FY 2010 award season, NIJ will provide training to all program managers and grant processing staff regarding receipt and initial review of applications, including policies regarding the denial of non-responsive applications. To ensure that decisions are adequately documented, the responsible program manager will submit for approval to the Deputy Director a list of all applications to be denied, along with the denial reason for each application.

2. Establish procedures to ensure that key aspects of the pre-award and award process for contracts are documented, such as:

- **completion of requisitions,**
- **completion of fund certifications, and**
- **identifying and remedying conflicts of interest among individuals involved in evaluating proposals.**

OJP agrees with this recommendation. In FY 2009, OJP's Office of Administration, Acquisition Management Division (AMD), began using contract file compliance checklists to ensure that critical documents related to pre-solicitation, contract modification, and delivery/task order activities are collected and maintained. The checklist already requires that contract files contain requisition and certification of funds documentation. By November 2009, AMD will revise the checklists to ensure that conflict of interest determinations for individuals involved in evaluating proposals are documented.

3. Establish procedures to ensure that the required lobbying disclosure forms are submitted for all grantees, sub-grantees, and contractors and that the disclosures are considered when evaluating grant applications for award.

OJP agrees with this recommendation. By December 2009, OAAM will establish procedures to ensure that required lobbying disclosure forms are submitted for all grantees and sub-grantees, and that the disclosures are considered when evaluating grant applications for award.

4. Ensure that the Office of Audit, Assessment, and Management periodically reviews the NIJ's process for awarding grants to ensure that NIJ grants are awarded based on fair and open competition.

OJP agrees with the recommendation and will develop procedures to assess whether grants are awarded based on fair and open competition OJP-wide, not just in NIJ. Specifically, by December 2009, OAAM will develop procedures to ensure that its program assessments, which are conducted of grant programs OJP-wide, include a review to determine whether grants are awarded based on fair and open competition. By December 2009, OAAM will also develop procedures to monitor ongoing compliance with OJP's policies regarding fair and open competition through internal control assessments conducted in accordance with Office of Management and Budget Circular A-123, *Management's Responsibility for Internal Control*.

5. **Require the NIJ to document the basis for non-competitive grant awards and issue guidelines for what constitutes a reasonable basis for making non-competitive grant awards.**

OJP agrees with this recommendation. By December 2009, NIJ will develop guidelines on what constitutes a reasonable justification for making a non-competitive sole source award, as well as for making a non-competitive award on a basis other than sole source (e.g., to meet Congressional intent or to supplement an existing award that was originally competed).

Continuing a process begun in FY 2009, NIJ will ensure that funding decision memoranda to document justification for each award and approval (as appropriate) by either the Assistant Attorney General for OJP or the Director of NIJ for all NIJ discretionary awards, will be attached to the grant application and retained in GMS.

6. **Require the NIJ to assess the independence of grant applicants for performing research studies before awarding the grants.**

OJP agrees with this recommendation. By December 2009, in collaboration with OGC and OAAM, NIJ will develop language to be included in each solicitation that will require each applicant to provide an assurance of independence regarding the research study proposed. This assurance will be evaluated by peer reviewers and in internal reviews, along with other review criteria for grant award recommendations and decisions.

7. **Require the NIJ to document the basis for requiring grantees to use specific sub-grantees to perform work related to the grants.**

OJP agrees with this recommendation. Beginning in FY 2010, NIJ will require that the basis for any such action requiring grantees to use specific sub-grantees to perform work related to the grants is documented in GMS through a Sole Source Grant Adjustment Notice.

8. **Ensure that non-competitive justifications for contract awards fully explain the circumstances that led to the sole-source awards.**

OJP agrees with this recommendation. In February 2009, OA issued its Acquisition Planning Guide (Guide) to all OJP Contracting Officers, Contracting Officer's Technical Representatives (COTRs), and Project Monitors/Program Officers, which clearly defines the requirements for thoughtful, comprehensive, and timely planning for acquisitions to meet OJP's purchasing objectives and ensure sufficiency of documentation pursuant to the requirements of the Competition in Contracting Act. In April and May 2009, AMD facilitated acquisition planning training for OJP Contracting Officers, COTRs, and

Project Monitors/Program Officers. To ensure that justifications for non-competitive awards fully explain the circumstances that led to the sole-source awards, by November 2009, OJP Contracting Officers will be reminded of their responsibility to ensure that "Justification for Other than Full and Open Competition" prepared by program offices are adequately justified for awarding procurements with no, or very limited, competition.

9. Ensure that the final approved grant budgets for formula grants are maintained in GMS and that the budgets match the amount of funds awarded to the grantees.

OJP agrees with this recommendation. By December 2009, NIJ, in conjunction with the OJP Office of the Chief Financial Officer and OAAM, will develop a process to ensure that the final approved grant budgets for formula grants are maintained in GMS and that the budgets match the amount of funds awarded to the grantees.

NIJ's leadership understands that the quality of its research cannot be separated from the integrity of the agency's grant-making processes: they are inexorably linked. NIJ will continue to seek ways to strengthen and improve its external review processes and its internal controls so that the best research with the greatest potential is always supported. Each year, NIJ weighs the scientific merit, the potential knowledge gain, and the overall competitive value of each grant application submitted for possible funding. Even applications in fulfillment of Congressionally directed funding have been routinely submitted for external review as a means to safeguard the grant-making process and to ensure the highest return on NIJ's grant investments. Whether the application is solicited by NIJ, submitted in response to Congressionally directed funding, or submitted by a current grantee for supplemental funding, each application must meet the high bar of scientific merit and objective value to the field. Because strong grant-making processes are essential to funding good research, NIJ is committed to maintaining those processes that work and to strengthening the controls and administrative procedures wherever they can be improved.

Thank you for your continued cooperation. If you have any questions regarding this response, please contact Maureen A. Henneberg, Director, Office of Audit, Assessment, and Management, on (202) 616-3282.

cc: Beth McGarry
Deputy Assistant Attorney General
for Operations and Management

Kristina Rose
Acting Director
National Institute of Justice

cc: Phillip Merkle
Director
Office of Administration

Marcia K. Paull
Chief Financial Officer

Maureen A. Henneberg
Director
Office of Audit, Assessment, and Management

Richard P. Theis
Assistant Director, Audit Liaison Group
Justice Management Division

OFFICE OF THE INSPECTOR GENERAL ANALYSIS AND SUMMARY OF ACTIONS NECESSARY TO CLOSE THE REPORT

The OIG provided a draft of this audit report to the OJP for review and comment. The OJP's response is incorporated in Appendix IX of this report. The following provides the OIG's analysis of the response and summary of actions necessary to close the report.

Recommendation Number:

1. **Resolved.** OJP concurred with our recommendation to establish procedures to ensure that key aspects of the pre-award and award process for grants and cooperative agreements are documented.

In its response, OJP provided the status of corrective actions that it had implemented or that it planned to implement.

- Beginning in FY 2010, the NIJ will require that all staff involved in the pre-award evaluation process sign a Conflict of Interest form. The form will be developed in collaboration with the OJP's Office of the General Counsel and will be retained in a centralized location by NIJ's Planning, Budget, Management, and Administration Division.
- The NIJ will provide targeted ethics training to its employees that will specifically discuss the issues surrounding spousal conflicts of interest and the appropriate filing and review of the Confidential Financial Disclosure Report form. The training will emphasize how managers must use the form to assign work of subordinates to avoid potential conflicts of interest. The NIJ plans to complete this training by December 2009.
- Before the FY 2010 award season, the NIJ will review its current peer review processes for both peer review of applications and peer review of work products, and make necessary changes to ensure consistent application of appropriate conflict of interest provisions in peer review standards.
- By December 2009, for each instance of a potential conflict of interest identified in the OIG report, the NIJ will review the issue and take appropriate action.

- Starting in FY 2008, the OJP's Office of Audit, Assessment, and Management (OAAM), through its peer review contractor, began collecting and retaining a Conflict of Interest form for each peer reviewer. Before the FY 2010 award season, in collaboration with the OAAM, the NIJ will establish a consistent process to resolve any conflict of interest identified on the forms. As a longer-term solution for collecting and retaining conflict of interest documentation, the OAAM will explore the possibility of modifying OJP's Grants Management System (GMS) to allow for attachments at the solicitation level, which will allow for electronic retention of these documents.
- Before the FY 2010 award season, the NIJ will develop a process to ensure that documentation is maintained to support the NIJ Director's review and approval of peer reviewer lists for each NIJ solicitation. If additional reviewers are needed, the solicitation program manager will prepare an addendum and request approval from the Director to add those reviewers to the reviewer pool. The original list, addenda, and record of approval will be retained in a centralized location by NIJ's Planning, Budget, Management, and Administration Division.
- Before the FY 2010 award season, the OAAM will work with the peer review contractor to ensure that formal concurrence on consensus reviews is obtained from each peer reviewer and maintained in GMS.
- Beginning in FY 2009, OJP began maintaining a copy of the approved denial notification for each application affected in GMS. Before the FY 2010 award season, the NIJ will provide training to all program managers and grant processing staff regarding receipt and initial review of applications, including policies regarding the denial of non-responsive applications. To ensure that decisions are adequately documented, the responsible program manager will submit for approval to the Deputy Director a list of all applications to be denied along with reasons for denial.

This recommendation can be closed when we receive documentation showing the above stated corrective actions have been completed.

2. **Resolved.** OJP concurred with our recommendation to establish procedures to ensure that key aspects of the pre-award and award process for contracts are documented, such as:

- completion of requisitions,
- completion of fund certifications, and
- identifying and remedying conflicts of interest among individuals involved in evaluating proposals.

In its response, OJP stated that in FY 2009 OAAM began using contract file compliance checklists to ensure that critical documents related to pre-solicitation, contract modification, and delivery and task order activities are collected and maintained. The checklist requires that contract files contain requisition and certification of funds documentation. By November 2009, the OAAM will revise the checklists to ensure that conflict of interest determinations for individuals involved in evaluating proposals are documented.

This recommendation can be closed when we receive a copy of the revised checklist showing that it covers the completion of requisitions and fund certifications, as well as the identification and resolution of conflicts of interest among individuals involved in evaluating proposals.

3. **Resolved.** OJP concurred with our recommendation and stated that by December 2009 the OAAM will establish procedures to ensure that required lobbying disclosure forms are submitted for all grantees and sub-grantees and that the disclosures are considered when evaluating grant applications for award.

This recommendation can be closed when we receive a copy of OAAM's procedures for ensuring that required lobbying disclosure forms are submitted and that the disclosures are considered when evaluating grant applications for award.

4. **Resolved.** OJP concurred with our recommendation to ensure that OAAM reviews the NIJ's process for awarding grants to ensure that NIJ grants are awarded based on fair and open competition.

OJP stated that it will develop procedures to assess whether grants are awarded based on fair and open competition OJP-wide, not just in the NIJ. Specifically, by December 2009 the OAAM will develop procedures to ensure that its program assessments, which are conducted of grant programs across OJP, include a review to determine whether grants are awarded based on fair and open competition. By December 2009, the OAAM will also develop procedures to monitor ongoing compliance with OJP's policies regarding fair and open competition through internal control assessments conducted in accordance with Office of Management and Budget (OMB) Circular A-123.

This recommendation can be closed when we receive a copy of OAAM's procedures for: (1) ensuring that its program assessments across OJP include a review to determine whether grants are awarded based on fair and open competition; and (2) monitoring ongoing compliance with OJP's policies regarding fair and open competition through internal control assessments conducted in accordance with OMB Circular A-123.

5. **Resolved.** OJP concurred with our recommendation to require the NIJ to document the basis for non-competitive grant awards and issue guidelines for what constitutes a reasonable basis for making non-competitive grant awards.

OJP stated that by December 2009 the NIJ will develop guidelines on what constitutes a reasonable justification for making a non-competitive sole source award, as well as for making a non-competitive award on a basis other than sole source. OJP also stated that continuing a process begun in FY 2009, the NIJ will ensure that funding decision memoranda to document justification for each award and approval will be attached to the grant application and retained in GMS.

This recommendation can be closed when we receive: (1) a copy of the NIJ's guidelines that define what constitutes a reasonable justification for making a non-competitive sole source award, as well as for making a non-competitive award on a basis other than sole source; and (2) documentation showing that funding-decision memoranda to document justification awards and approvals are attached to the grant application and retained in GMS.

6. **Resolved.** OJP concurred with our recommendation to require the NIJ to assess the independence of grant applicants for performing research studies before awarding the grants.

OJP stated that by December 2009 the NIJ will develop language to be included in each solicitation that will require each applicant to provide an assurance of independence regarding the research study proposed. This assurance will be evaluated by peer reviewers and in internal reviews.

This recommendation can be closed when we receive documentation showing that: (1) the NIJ has developed language for inclusion in solicitations that require each applicant to provide an assurance of independence regarding the research study proposed, (2) the language has been included in a recent

solicitation, and (3) the NIJ has established procedures that require peer reviewers and internal reviewers to evaluate the assurance provided by the applicants.

7. **Resolved.** OJP concurred with our recommendation to require the NIJ to document the basis for requiring grantees to use specific sub-grantees to perform work related to the grants.

OJP stated that beginning in FY 2010 the NIJ will require that the basis for any such action requiring grantees to use specific sub-grantees to perform work related to the grants is documented in GMS through a Sole Source Grant Adjustment Notice.

This recommendation can be closed when we receive a copy of the NIJ's procedures that require that the basis for any action requiring grantees to use specific sub-grantees to perform work related to grants is documented in GMS through a Sole Source Grant Adjustment Notice.

8. **Resolved.** OJP concurred with our recommendation to ensure that non-competitive justifications for contract awards fully explain the circumstances that led to the sole-source awards.

OJP stated that in February 2009 its Acquisition Management Division issued its Acquisition Planning Guide to all OJP Contracting Officers, Contracting Officer's Technical Representatives, and Project Monitors/Program Officers, which defines the requirements for comprehensive and timely planning for acquisitions to meet OJP's purchasing objectives and ensure sufficiency of documentation pursuant to the requirements of the Competition in Contracting Act. In April and May 2009, the Acquisition Management Division facilitated acquisition-planning training for OJP contracting officials. To ensure that justifications for non-competitive awards fully explain the circumstances that led to sole-source awards, by November 2009 OJP will remind its Contracting Officers of their responsibility to ensure that program offices complete an adequate "Justification for Other than Full and Open Competition" before awarding procurements with no or very limited competition.

This recommendation can be closed when we receive a copy of the reminder that OJP sends to its Contracting Officers reiterating their responsibility to ensure that "Justification for Other than Full and Open Competition" prepared by program offices are adequately justified for awarding procurements with no, or very limited, competition.

9. **Resolved.** OJP concurred with our recommendation to ensure that the final approved grant budgets for formula grants are maintained in GMS and that the budgets match the amount of funds awarded to the grantees.

OJP stated that by December 2009 the NIJ, in conjunction with the OJP Office of the Chief Financial Officer and the OAAM, will develop a process to ensure that the final approved grant budgets for formula grants are maintained in GMS and that the budgets match the amount of funds awarded to the grantees.

This recommendation can be closed when we receive a copy of the procedures established by the NIJ to ensure that the final approved grant budgets for formula grants are maintained in GMS and that the budgets match the amount of funds awarded to the grantees.