



Business (CE&FM) Functional Career Field

Critical Acquisition Workforce Data

***End of FY 2012-Q2
(as of March 31, 2012)***



FY 12-Q2 (as of March 31, 2012) – OVERALL Defense Acquisition Workforce Count

Component	Service/Agency	Auditing	Business - Cost Estimating (BUS-CE)	Business - Financial Mgmt	Contracting	Facilities Engineering	Industrial/Contract Property Mgmt	Information Technology	Life Cycle Logistics	Production, Quality and Manufacturing	Program Management	Purchasing	SPRDE - S&T Manager	SPRDE - Systems Engineering	SPRDE-Program System Engineer (PSE)	Test and Evaluation	Unknown	FY12 Q2 TOTAL
Army	Army		274	2,385	9,163	1,740	67	2,378	8,813	1,806	3,424	348	236	9,921	59	2,227	15	42,856
Navy	Navy		480	1,889	5,293	5,528	57	1,604	4,947	2,346	4,846	445	356	18,789	60	2,915	24	49,579
	Marine Corps		23	181	551	21	4	215	437	32	841	72	3	394	5	137		2,916
	Dept of Navy Totals		503	2,070	5,844	5,549	61	1,819	5,384	2,378	5,687	517	359	19,183	65	3,052	24	52,495
Air Force	Air Force		432	1,830	8,127	29	24	1,060	2,740	393	5,426	126	2,476	8,292	284	2,997	4	34,240
4th Estate	Defense Contract Management Agency (DD63)		3	166	2,467		296	147	133	3,869	329	12	10	836	70	6	5	8,349
	Defense Logistics Agency (DD07)			6	3,370	1	13	6	26	823	24	221	4	13	1	4	8	4,520
	Defense Contract Audit Agency (DD10)	4,272			2						1	5						4,280
	Missile Defense Agency (DD27)		40	225	194	9		41	49	37	296	1	4	608		229		1,733
	Defense Information Systems Agency (DD04)		4	11	340			80	16		152	16		72		55		746
	Joint Chiefs of Staff (DD02)/Def Sys Mgt Coll		11	63	152		4	53	43	5	195		3	62	2	27	1	621
	Defense Threat Reduction Agency (DD61)			58	79	1		46			126	1	114	24		7		456
	Under-Secretary of Defense/AT&L (OUSD/AT&L)			21	100			1	13	1	65	5		52		6	13	277
	TRICARE Management Activity (DD60)		4	24	69			13	1	1	108	11		8	1	2		242
	Defense Commissary Agency (DD34)				113						1	1						115
	Washington Headquarters Services				85						1							86
	Department of Defense Education Activity (DD16)				62			1				6						69
	Defense Finance and Accounting Service (DD35)				65													65
	Defense Security Cooperation Agency (DD06)				14						1	1						16
	DoD Test Resource Mgmt Center (DD68)			4												10		14
	Defense Advanced Research Proj Agency (DD13)				13													13
	Defense Security Service			1	9							1						11
	National Defense University (DD69)				2						4	1						7
	Office of Inspector General (DD26)	1										1						2
	Pentagon Force Protection Agency (DD65)				1													1
	4th Estate Totals	4,273	62	579	7,137	11	313	388	281	4,736	1,303	283	135	1,675	74	346	27	21,623
TOTAL		4,273	1,271	6,864	30,271	7,329	465	5,645	17,218	9,313	15,840	1,274	3,206	39,071	482	8,622	70	151,214



FY 12-Q2 (as of March 31, 2012) – MILITARY Defense Acquisition Workforce Count

Component	Service/Agency	Auditing	Business - Cost Estimating (BUS-CE)	Business - Financial Mgmt	Contracting	Facilities Engineering	Industrial/Contract Property Mgmt	Information Technology	Life Cycle Logistics	Production, Quality and Manufacturing	Program Management	Purchasing	SPRDE - S&T Manager	SPRDE - Systems Engineering	SPRDE-Program System Engineer (PSE)	Test and Evaluation	Unknown	FY12 Q2 TOTAL
Army	Army				783			32			865			99		46		1,825
Navy	Navy			81	1,058	11	1	17	362	537	841		26	207	5	395	23	3,564
	Marine Corps			6	206			18	139	32	391		3	22		87		904
	Dept of Navy Totals			87	1,264	11	1	35	501	569	1,232		29	229	5	482	23	4,468
Air Force	Air Force		52	71	2,545			199	576	110	2,511		524	1,581	16	1,322	1	9,508
4th Estate	Defense Contract Management Agency (DD63)																	-
	Defense Logistics Agency (DD07)																	-
	Defense Contract Audit Agency (DD10)																	-
	Missile Defense Agency (DD27)																	-
	Defense Information Systems Agency (DD04)																	-
	Joint Chiefs of Staff (DD02)/Def Sys Mgt Coll																	-
	Defense Threat Reduction Agency (DD61)																	-
	Under-Secretary of Defense/AT&L (OUSD/AT&L)																	-
	TRICARE Management Activity (DD60)																	-
	Defense Commissary Agency (DD34)																	-
	Washington Headquarters Services																	-
	Department of Defense Education Activity (DD16)																	-
	Defense Finance and Accounting Service (DD35)																	-
	Defense Security Cooperation Agency (DD06)																	-
	DoD Test Resource Mgmt Center (DD68)																	-
	Defense Advanced Research Proj Agency (DD13)																	-
	Defense Security Service																	-
	National Defense University (DD69)																	-
	Office of Inspector General (DD26)																	-
	Pentagon Force Protection Agency (DD65)																	-
	4th Estate Totals	-	-	-	-	-	-	-	-	-	-	-	-	-	-	-	-	-
TOTAL		-	52	158	4,592	11	1	266	1,077	679	4,608	-	553	1,909	21	1,850	24	15,801




FY 12-Q2 (as of March 31, 2012) – CIVILIAN Defense Acquisition Workforce Count

Component	Service/Agency	Auditing	Business - Cost Estimating (BUS-CE)	Business - Financial Mgmt	Contracting	Facilities Engineering	Industrial/Contract Property Mgmt	Information Technology	Life Cycle Logistics	Production, Quality and Manufacturing	Program Management	Purchasing	SPRDE - S&T Manager	SPRDE - Systems Engineering	SPRDE-Program System Engineer (PSE)	Test and Evaluation	Unknown	FY12 Q2 TOTAL
Army	Army		274	2,385	8,380	1,740	67	2,346	8,813	1,806	2,559	348	236	9,822	59	2,181	15	41,031
Navy	Navy		480	1,808	4,235	5,517	56	1,587	4,585	1,809	4,005	445	330	18,582	55	2,520	1	46,015
	Marine Corps		23	175	345	21	4	197	298		450	72		372	5	50		2,012
	Dept of Navy Totals		503	1,983	4,580	5,538	60	1,784	4,883	1,809	4,455	517	330	18,954	60	2,570	1	48,027
Air Force	Air Force		380	1,759	5,582	29	24	861	2,164	283	2,915	126	1,952	6,711	268	1,675	3	24,732
4th Estate	Defense Contract Management Agency (DD63)		3	166	2,467		296	147	133	3,869	329	12	10	836	70	6	5	8,349
	Defense Logistics Agency (DD07)			6	3,370	1	13	6	26	823	24	221	4	13	1	4	8	4,520
	Defense Contract Audit Agency (DD10)	4,272			2						1	5						4,280
	Missile Defense Agency (DD27)		40	225	194	9		41	49	37	296	1	4	608		229		1,733
	Defense Information Systems Agency (DD04)		4	11	340			80	16		152	16		72		55		746
	Joint Chiefs of Staff (DD02)/Def Sys Mgt Coll		11	63	152		4	53	43	5	195		3	62	2	27	1	621
	Defense Threat Reduction Agency (DD61)			58	79	1		46			126	1	114	24		7		456
	Under-Secretary of Defense/AT&L (OUSD/AT&L)			21	100			1	13	1	65	5		52		6	13	277
	TRICARE Management Activity (DD60)		4	24	69			13	1	1	108	11		8	1	2		242
	Defense Commissary Agency (DD34)				113						1	1						115
	Washington Headquarters Services				85						1							86
	Department of Defense Education Activity (DD16)				62			1				6						69
	Defense Finance and Accounting Service (DD35)				65													65
	Defense Security Cooperation Agency (DD06)				14						1	1						16
	DoD Test Resource Mgmt Center (DD68)			4												10		14
	Defense Advanced Research Proj Agency (DD13)				13													13
	Defense Security Service			1	9							1						11
	National Defense University (DD69)				2						4	1						7
	Office of Inspector General (DD26)	1										1						2
	Pentagon Force Protection Agency (DD65)				1													1
	4th Estate Totals	4,273	62	579	7,137	11	313	388	281	4,736	1,303	283	135	1,675	74	346	27	21,623
TOTAL		4,273	1,219	6,706	25,679	7,318	464	5,379	16,141	8,634	11,232	1,274	2,653	37,162	461	6,772	46	135,413



Defense Acquisition Workforce Count by Career Field

2001 – 2012(Q2)



DAW Career Field	End FY01	End FY02	End FY03	End FY04	End FY05	End FY06	End FY07	End FY08	End FY09	End FY10	End FY11	End FY12Q2
SPRDE - Systems Eng & PSE	34,899	34,620	33,711	35,080	34,752	35,142	34,710	34,537	36,704	39,201	39,690	39,553
Contracting	25,413	27,884	26,987	26,248	26,025	27,748	26,038	25,680	27,655	29,792	30,327	30,271
Life Cycle Logistics	11,060	11,145	11,711	11,121	12,493	12,332	12,604	13,361	14,852	16,861	17,369	17,218
Program Management	14,031	14,302	12,026	13,306	12,284	12,775	12,427	12,781	13,422	14,915	15,683	15,840
Production, Quality and Man	10,547	9,888	9,296	9,280	9,397	8,966	8,364	9,138	9,023	9,727	9,601	9,313
Test and Evaluation	5,113	6,197	6,602	7,192	7,384	7,280	7,419	7,420	7,892	8,446	8,573	8,622
Business (Cost Est & Fin Mgt)	10,279	10,252	8,404	8,189	8,119	7,747	7,387	7,085	7,262	8,124	8,261	8,135
Facilities Engineering	-	2,111	8,957	9,143	8,356	3,927	4,394	4,920	5,420	6,911	7,428	7,329
Information Technology	5,612	6,139	5,330	5,522	5,472	4,843	4,423	3,934	4,358	5,165	5,563	5,645
Auditing	3,457	3,531	3,481	3,508	3,536	3,486	2,852	3,638	3,777	4,143	4,231	4,273
SPRDE - S&T Manager	-	165	210	257	314	291	483	480	623	2,561	3,062	3,206
Purchasing	4,121	3,043	3,058	2,820	2,438	1,680	1,170	1,196	1,238	1,287	1,276	1,274
Property	620	653	656	674	571	530	481	451	475	501	483	465
Unknown/Other	4,097	2,663	4,002	2,199	3,229	1,495	3,280	1,258	402	71	344	70
OVERALL DAW	129,249	132,593	134,431	134,539	134,370	128,242	126,032	125,879	133,103	147,705	151,891	151,214



Business (CE&FM) Critical Acquisition Positions (CAPs)

Position Type	BUS (CE/FM) TOTAL		<i>Entire DAW</i>	
Key Leadership Positions (KLPs)	134	1.6%	1,348	0.9%
Critical Acquisition Positions (CAPs)	885	10.9%	15,759	10.4%
Non-CAP Positions	7,116	87.5%	134,107	88.7%
TOTAL	8,135		151,214	

NOTE: Business (CE&FM) Career Field has 7,925 civilians and 210 military



Business (CE&FM) Acquisition Workforce Occupational Series

Civilian Occupational Series (top 5)	BUS (CE/FM) TOTAL	
0501 - Financial Administrator	3,042	38.4%
0343 - Management and Program Analyst	1,786	22.5%
0560 - Budget Analyst	1,029	13.0%
1515 - Operations Research Analyst	966	12.2%
1101 - Business and Industry Specialist	242	3.1%
<i>Other</i>	860	10.9%
TOTAL CIVILIAN	7,925	Civilians

NOTE: Business (CE&FM) Career Field has 7,925 civilians and 210 military



Business (CE&FM) Acquisition Workforce Educational Levels

Highest Level of Education	BUS (CE/FM) TOTAL		Entire DAW	
Post Grad	2,506	30.8%	51,459	34.0%
Bachelors	3,447	42.4%	71,573	47.3%
Some College	1,061	13.0%	13,296	8.8%
High School	1,078	13.3%	14,033	9.3%
<i>Other</i>	43	0.5%	853	0.6%
TOTAL	8,135		151,214	

NOTE: Business (CE&FM) Career Field has 7,925 civilians and 210 military



Business (CE&FM) Acquisition Workforce DAWIA Certification Status

BUS (CE/FM) Career Field Position Certification Req't	Meets	Within 24 Months Of Hire	Does NOT Meet	FY12 Q2 TOTAL	
Level I	335	410	56	801	9.8%
Level II	1,341	1,791	980	4,112	50.5%
Level III	1,715	917	587	3,219	39.6%
Unknown		3		3	0.0%
TOTAL	3,391	3,121	1,623	8,135	
	41.7%	38.4%	20.0%		
Entire DAW	96,740	40,157	14,317	151,214	
	64.0%	26.5%	9.5%		

NOTE: Business (CE&FM) Career Field has 7,925 civilians and 210 military



Business (CE&FM) Acquisition Workforce DAWIA Certification Status “Does Not Meet”

[1,623 workforce count – 20% of the Business (CE&FM) Career DAW]

BUS (CE/FM) Career Field	YEARS OF SERVICE								Unknown YOS	FY12 Q2 TOTAL	
	Under 5	6 - 10	11 - 15	16 - 20	21 - 25	26 - 30	31 - 35	Over 35			
Certification Requirement "Does NOT Meet"											
Level I	20	14	4	3	5	5	5			56	3%
Level II	255	192	107	99	103	121	75	28		980	60%
Level III	88	109	64	41	89	89	66	38	3	587	36%
TOTAL	363	315	175	143	197	215	146	66	3	1,623	
	22%	19%	11%	9%	12%	13%	9%	4%	0%		

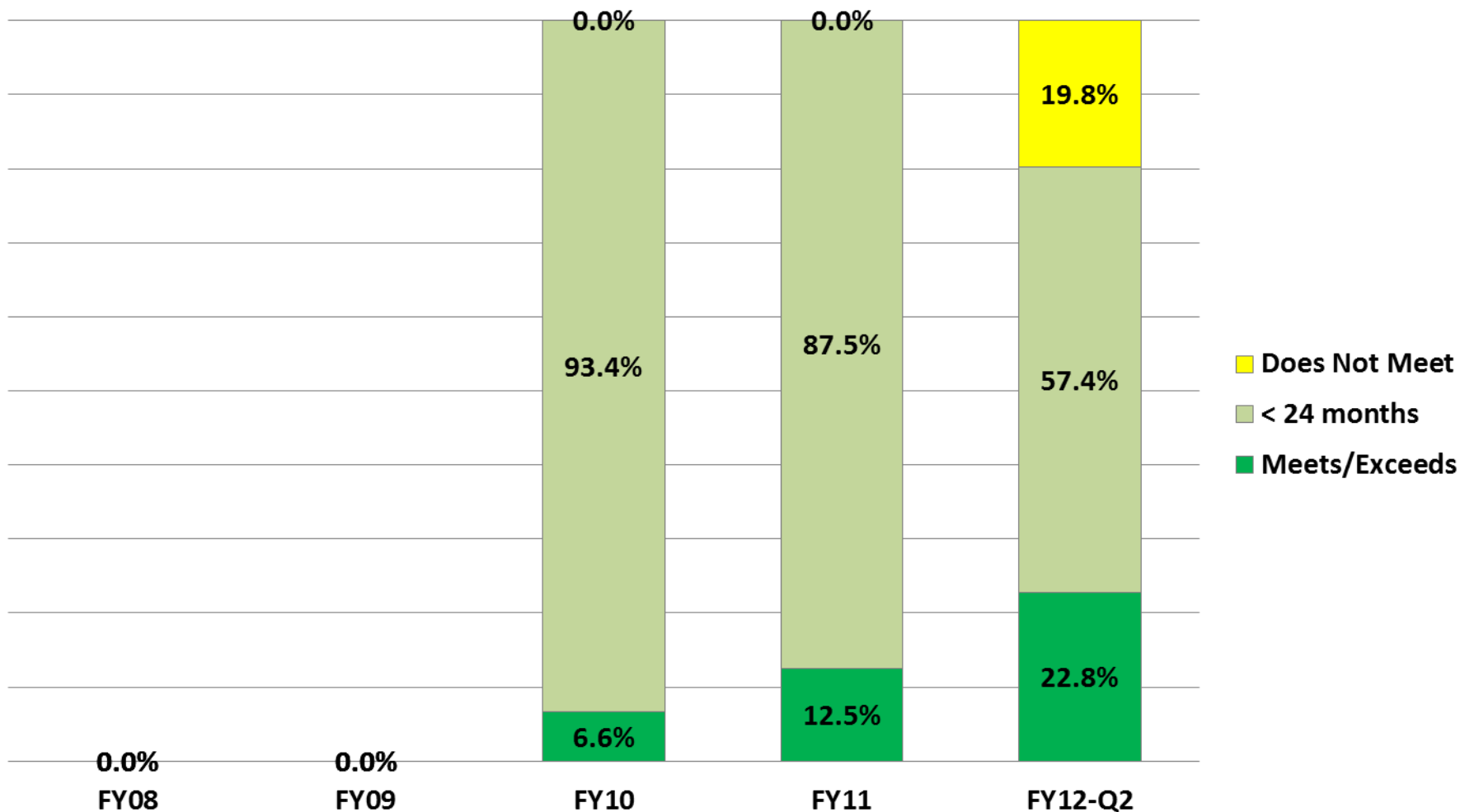
NOTE: Business (CE&FM) Career Field has 7,925 civilians and 210 military



DAWIA Certification Trends - FY08 through FY12-Q2

Business (CE&FM) Career Field

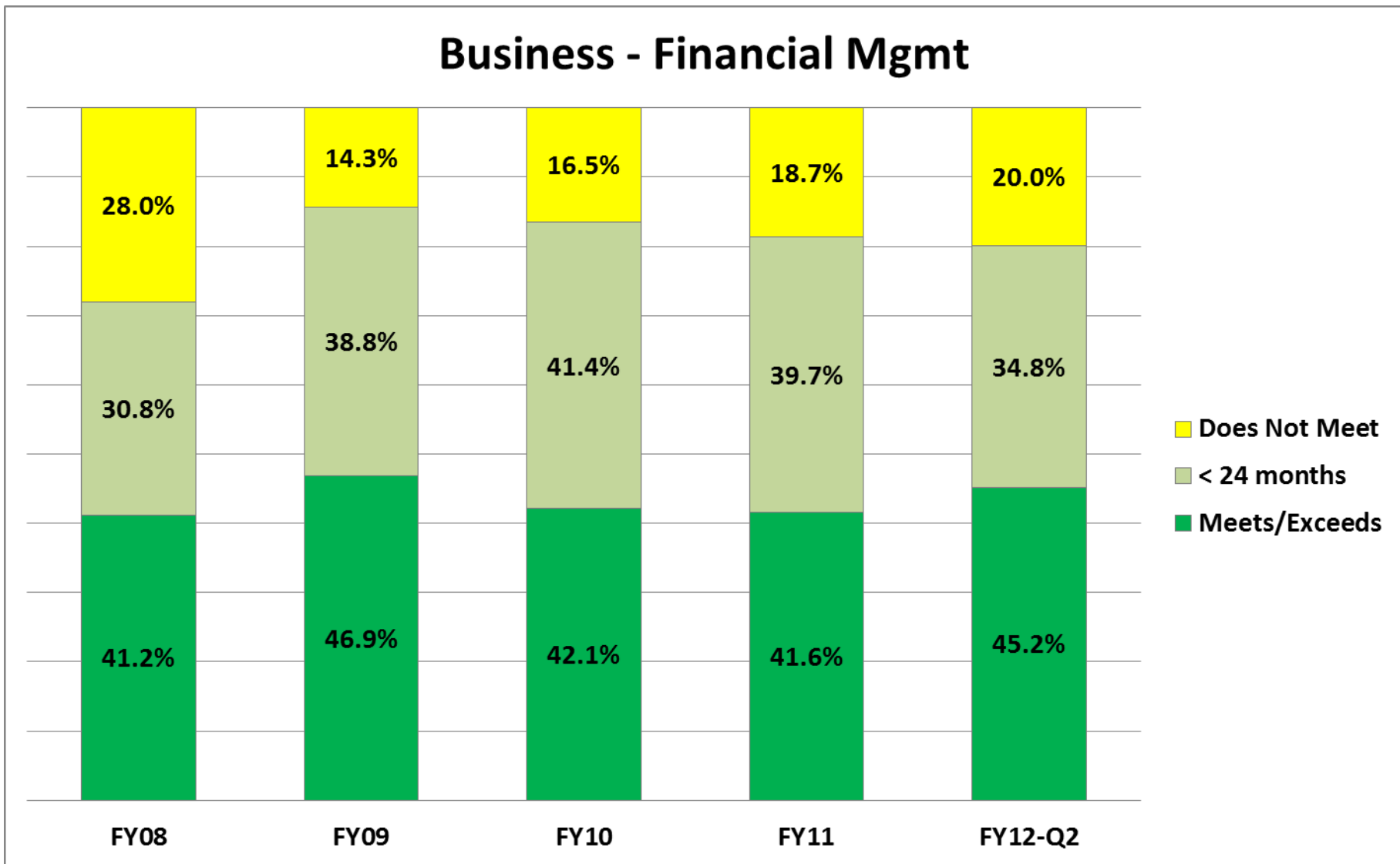
Business - Cost Estimating (BUS-CE)





DAWIA Certification Trends - FY08 through FY12-Q2

Business (CE&FM) Career Field





Business (CE&FM) Acquisition Workforce by Race and Gender

Race	BUS (CE/FM) TOTAL		<i>Entire DAW</i>	
WHITE	6,198	76.2%	115,290	76.2%
BLACK	1,135	14.0%	17,187	11.4%
ASIAN	350	4.3%	9,646	6.4%
MULTI	107	1.3%	1,914	1.3%
AMI/AN	46	0.6%	894	0.6%
PI	25	0.3%	591	0.4%
<i>Unspecified</i>	274	3.4%	5,692	3.8%
TOTAL	8,135		151,214	
Gender	BUS (CE/FM) TOTAL		<i>Entire DAW</i>	
Males	3,252	40.0%	106,479	70.4%
Females	4,865	59.8%	44,583	29.5%
<i>Unspecified</i>	18	0.2%	152	0.1%
TOTAL	8,135		151,214	

NOTE: Business (CE&FM) Career Field has 7,925 civilians and 210 military



Business (CE&FM) Acquisition Workforce Data – End-FY12-Q2

END