

97-0001187

Department of Energy
Washington, DC 20585

February 14, 1997

MEMORANDUM TO

Distribution

FROM:

R. J. Hardwick, Jr.
Deputy Technical Personnel
Program Coordinator

A handwritten signature in black ink, appearing to read "R. J. Hardwick, Jr.", is written over the typed name and title.

SUBJECT:

Fourth Quarter 1996 Technical Personnel
Performance Indicator Report

The enclosed Technical Personnel Performance Indicator Report (TPPIR) is provided for your use. This Report is issued to senior Departmental management including all Operations and Field Office Managers, Principal Secretarial Officers, and the Defense Nuclear Facilities Safety Board, as committed to in the Recommendation 93-3 Implementation Plan. The Report is intended to provide our senior management with a method to monitor overall progress and trends within key program areas. It is suggested that you review this Report in detail to determine if the progress being made by your organization is acceptable.

Several important changes in the Technical Qualification Program took effect during this reporting period, including: adding the Senior Technical Safety Manager Qualification Standard; canceling the Technical Manager Qualification Standard; and, adding the requirement that individuals, at defense nuclear facilities, who are qualifying in the Project Management Functional Area also qualify in a second Functional Area. These changes added a significant number of new qualification requirements, therefore the time allotted for full qualification was extended one year, to May 1999, for individuals affected.

Your comments and suggestions on improving the usefulness of this Report are welcomed. Please contact me or Kim Ringley, of my staff, at (202) 426-1506 if we can be of assistance.

Attachment

TP-97-0023

Distribution:

Assistant Secretary for Defense Programs
Assistant Secretary for Environment, Safety and Health
Assistant Secretary for Environmental Management
Assistant Secretary for Human Resources and Administration
Associate Deputy Secretary, Office of the Associate Deputy Secretary for Field Management
Director, Office of Nonproliferation and National Security
Manager, Albuquerque Operations Office
Manager, Chicago Operations Office
Manager, Idaho Operations Office
Manager, Nevada Operations Office
Manager, Oak Ridge Operations Office
Manager, Oakland Operations Office
Manager, Ohio Field Office
Manager, Richland Operations Office
Manager, Rocky Flats Field Office
Manager, Savannah River Operations Office
Departmental Representative to the Defense Nuclear Facilities Safety Board
Technical Personnel Coordinating Committee Members
Defense Nuclear Facilities Safety Board

97 / 1187

TECHNICAL PERSONNEL PERFORMANCE INDICATOR REPORT



December 1996

U.S. Department of Energy
Washington, D.C.

97 / 1187

TECHNICAL PERSONNEL PERFORMANCE INDICATOR REPORT

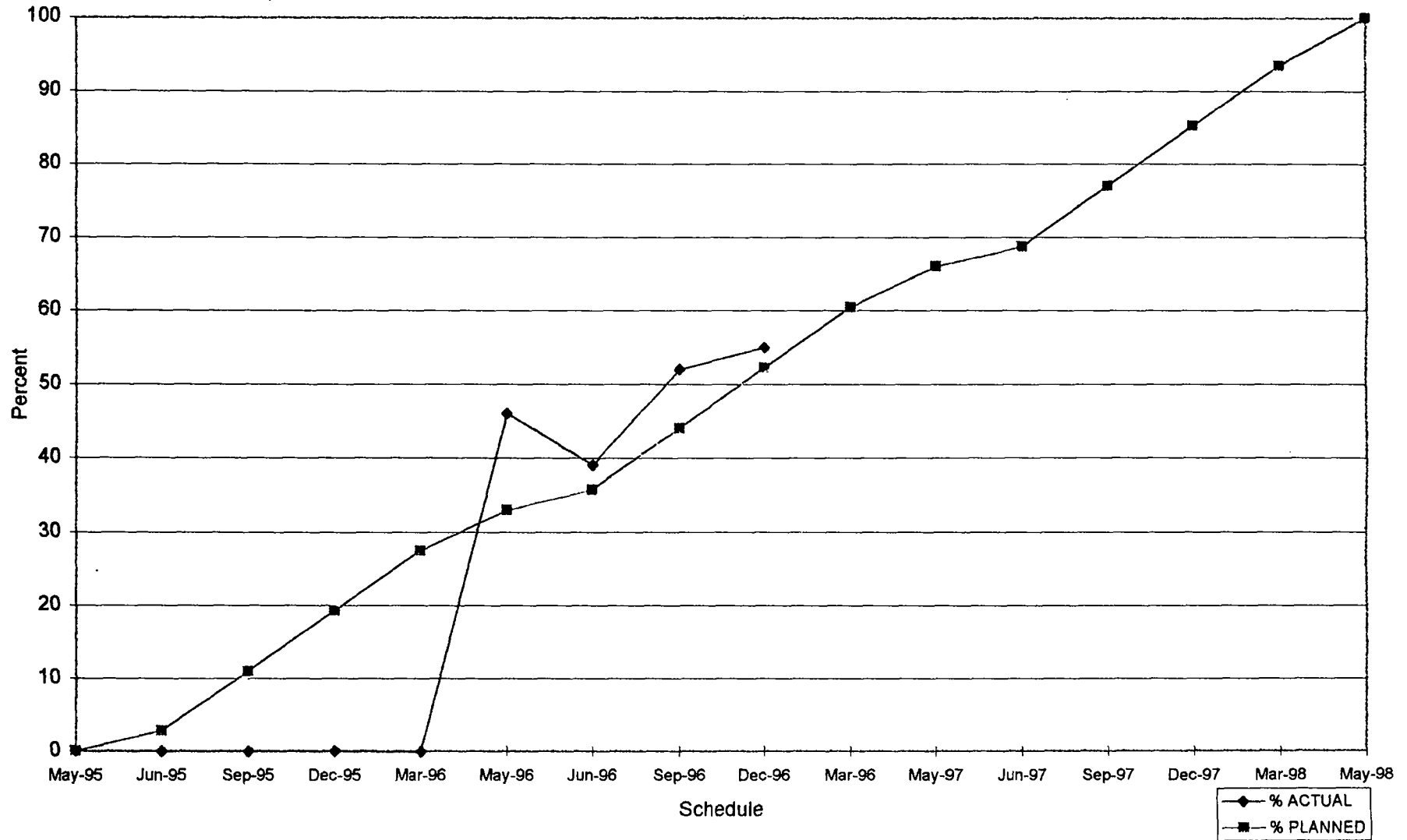
The Technical Personnel Performance Indicator Report (TPPIR) provides management with pertinent information related to commitments in the Department's Implementation Plan responding to Defense Nuclear Facilities Safety Board Recommendation 93-3. The Technical Personnel Program Coordinator is responsible for updating and issuing this report quarterly based upon information provided by Headquarters and Field Offices. Issues and Comments are provided for each of the major sections in the report. Managers should review the performance of their Office as well as the overall performance of the Department.

**TECHNICAL QUALIFICATION
PROGRAM STATUS**

ISSUES AND COMMENTS




- The information displayed on the attached charts and graphs is intended to reflect the Technical Qualification Program across the entire Department.
- During this reporting period, the Technical Manager Functional Area was canceled; the Senior Technical Safety Manager Functional Area was added; and, a requirement was added for project managers at defense nuclear facilities to qualify in a second Functional Area, in addition to Project Management. All of the individuals affected by these changes have been granted a one year extension, until May 1999, to complete their qualification requirements.
- Complete data was not available for most of the individuals affected by the above Program changes. Graphs depicting May 1999 completion status are included in this Report; however, the lack of information should not be given undue concern at this point.
- A process modification also took effect with this Report. In previous Reports, some Offices calculated percentage complete including competency exemptions and others did not. All Offices now provide completion status excluding competency exemptions. This change negatively affected the percentage complete graphs but provides a more accurate status.
- The Office of Environmental Management (EM) reported no progress for this reporting period due to unresolved Technical Qualification Program implementation issues with the National Treasury Employees Union (NTEU).
- The Chicago Operations Offices did not report status for this reporting period.

Technical Qualification Program
 Average Department-wide Completion Status for
 Participants Required to Attain Full Qualification by May 1998

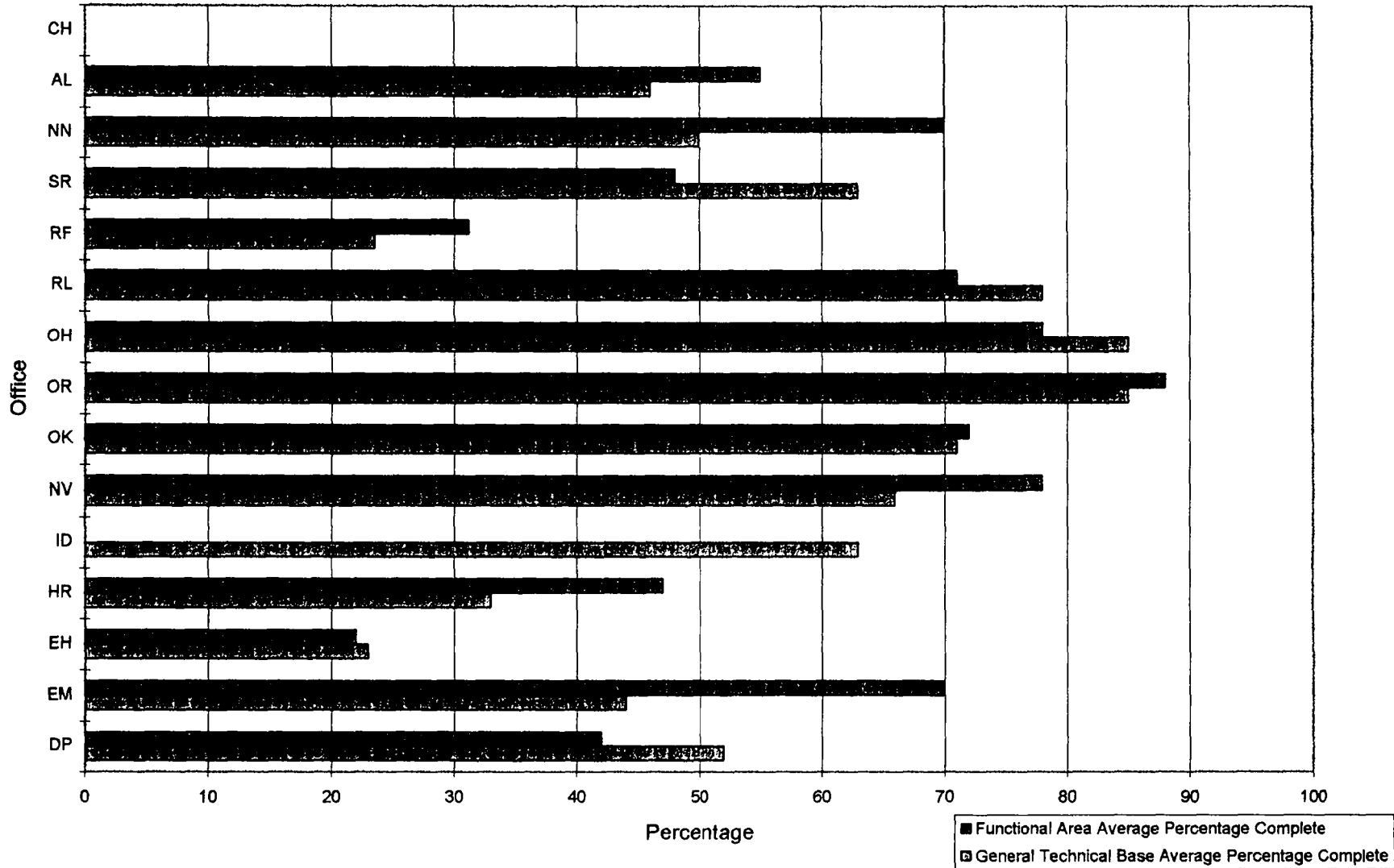


**Technical Qualification Program
Implementation Progress for Participants Required to Attain Full Qualification by May 1998
Required Progress for the End of This Reporting Period is 52%**

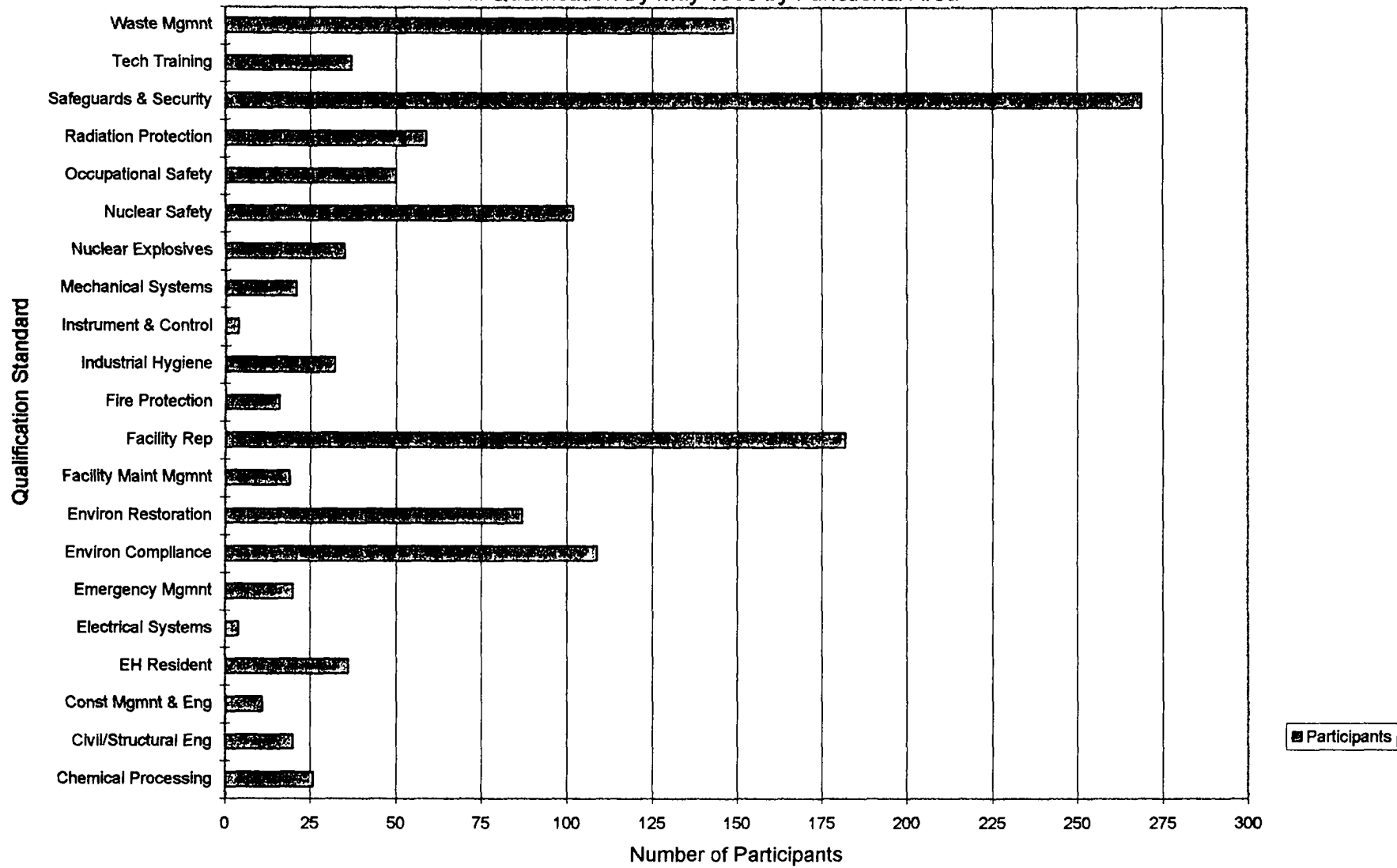
Office	Implementation Status	Office	Implementation Status
Albuquerque Operations Office 60%	Y	Defense Programs 43%	
Chicago Operations Office	Information not Available	Environment, Safety and Health 79%	
Idaho Operations Office 26%		Environmental Management	Information not Available
Nevada Operations Office 62%		Human Resources and Administration 68%	
Oakland Operations Office 81%		Nonproliferation and National Security 68%	
Oak Ridge Operations Office 55%			
Ohio Operations Office 86%			
Richland Operations Office 79%			
Rocky Flats Operations Office 20%			
Savannah River Operations Office 57%	Y		

Legend	
	Progress is 5% (or greater) better than required at the end of this reporting period to meet the May 1998 commitment date
Yellow: 	Progress is within 5% (plus or minus) of the required progress at the end of this reporting period to meet the May 1998 commitment date
	Progress is greater than 5% below the required progress at the end of this reporting period to meet the May 1998 commitment date

Technical Qualification Program
Average Completion Status for Participants
Required to Attain Full Qualification by May 1998



Technical Qualification Program
 Number of Participants Required to Attain
 Full Qualification by May 1998 by Functional Area

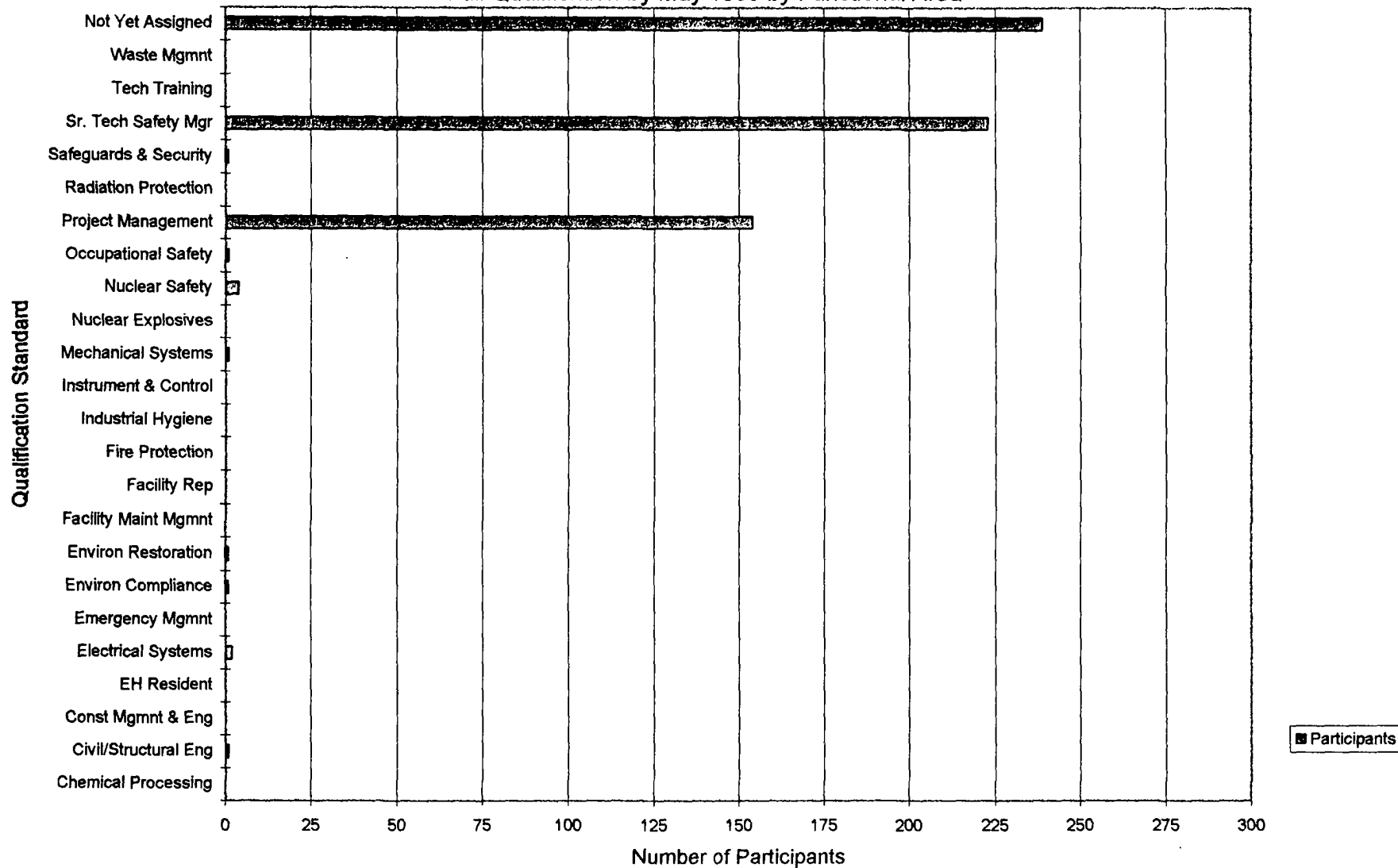


Technical Qualification Program
Participants Who Must Qualify by May 1998

Functional Area	DP	EM	EH	HR	NN	AL	CH	ID	NV	OAK	OR	OH	RL	RF	SR	Total
Chemical Processing	3	5	3	0	0	0	0	0	0	0	0	1	0	3	11	26
Civil/Structural Eng	6	1	2	0	0	3	0	0	0	0	0	1	3	2	2	20
Const Mgmt & Eng	3	0	1	0	0	1	0	0	1	0	2	0	0	1	2	11
EH Resident	0	0	29	0	0	1	0	0	0	0	0	0	2	4	0	36
Electrical Systems	1	0	0	0	0	0	0	0	1	0	0	0	1	1	0	4
Emergency Mgmt	2	0	0	0	0	3	0	0	3	0	1	2	2	4	3	20
Environ Compliance	1	1	2	0	0	26	0	3	1	6	14	6	28	6	15	109
Environ Restoration	0	0	3	0	0	26	0	0	0	1	11	13	24	5	4	87
Facility Maint Mgmt	1	0	1	0	0	2	0	0	1	1	2	1	4	4	2	19
Facility Rep	0	0	0	0	0	38	8	10	3	8	22	9	24	22	38	182
Fire Protection	1	0	1	0	0	2	0	1	1	2	1	2	1	1	3	16
Industrial Hygiene	1	0	1	0	2	6	2	3	1	2	4	3	3	3	1	32
Instrument & Control	2	0	0	0	0	0	0	0	0	0	0	0	0	0	2	4
Mechanical Systems	2	0	4	0	0	1	0	0	0	0	0	0	3	1	10	21
Nuclear Explosives	12	0	0	0	0	19	0	0	3	1	0	0	0	0	0	35
Nuclear Safety	9	3	15	0	0	9	0	3	0	3	13	2	13	8	24	102
Occupational Safety	2	1	4	0	0	12	0	2	1	2	8	4	8	3	3	50
Radiation Protection	5	1	3	0	2	12	2	3	1	2	7	3	6	4	8	59
Safeguards & Security	7	0	12	0	100	28	25	12	1	26	37	4	2	15	0	269
Technical Training	0	1	2	1	0	4	0	1	4	2	5	3	3	5	6	37
Waste Mgmt	2	11	2	0	0	22	0	1	1	3	6	8	62	14	17	149
																0
Not yet assigned																0
Total	60	24	85	1	104	215	37	39	23	59	133	62	189	106	151	1288

Note: Numbers of participants reflected are only those required to participate in the Technical Qualification Program per DOE Order 360.1

Technical Qualification Program
 Number of Participants Required to Attain
 Full Qualification by May 1999 by Functional Area



Technical Qualification Program
Participants Who Must Qualify by May 1999

	DP	EM	EH	HR	NN	AL	CH	ID	NV	OAK	OR	OH	RL	RF	SR	Total
Functional Area																
Chemical Processing	0	0	0	0	0	0	0	0	0	0	0	0	0	0	0	0
Civil/Structural Eng	0	0	1	0	0	0	0	0	0	0	0	0	0	0	0	1
Const Mgmt & Eng	0	0	0	0	0	0	0	0	0	0	0	0	0	0	0	0
EH Resident	0	0	0	0	0	0	0	0	0	0	0	0	0	0	0	0
Electrical Systems	0	0	1	1	0	0	0	0	0	0	0	0	0	0	0	2
Emergency Mgmt	0	0	0	0	0	0	0	0	0	0	0	0	0	0	0	0
Environ Compliance	0	0	1	0	0	0	0	0	0	0	0	0	0	0	0	1
Environ Restoration	0	0	1	0	0	0	0	0	0	0	0	0	0	0	0	1
Facility Maint Mgmt	0	0	0	0	0	0	0	0	0	0	0	0	0	0	0	0
Facility Rep	0	0	0	0	0	0	0	0	0	0	0	0	0	0	0	0
Fire Protection	0	0	0	0	0	0	0	0	0	0	0	0	0	0	0	0
Industrial Hygiene	0	0	0	0	0	0	0	0	0	0	0	0	0	0	0	0
Instrument & Control	0	0	0	0	0	0	0	0	0	0	0	0	0	0	0	0
Mechanical Systems	0	0	1	0	0	0	0	0	0	0	0	0	0	0	0	1
Nuclear Explosives	0	0	0	0	0	0	0	0	0	0	0	0	0	0	0	0
Nuclear Safety	0	0	3	0	0	0	0	0	0	0	0	0	0	1	0	4
Occupational Safety	0	0	1	0	0	0	0	0	0	0	0	0	0	0	0	1
Project Management	12	5	0	0	0	19	0	0	0	14	10	0	70	11	13	154
Radiation Protection	0	0	0	0	0	0	0	0	0	0	0	0	0	0	0	0
Safeguards & Security	0	0	1	0	0	0	0	0	0	0	0	0	0	0	0	1
Sr. Tech Safety Mgr	25	26	18	0	0	31	0	13	14	0	19	13	24	13	27	223
Technical Training	0	0	0	0	0	0	0	0	0	0	0	0	0	0	0	0
Waste Mgmt	0	0	0	0	0	0	0	0	0	0	0	0	0	0	0	0
																0
Not yet assigned	28	15	0	0	1	79	0	12	0	0	15	56	0	23	10	239
Total	65	46	28	1	1	129	0	25	14	14	44	69	94	48	50	628

Note: Numbers of participants reflected are only those required to participate in the Technical Qualification Program per DOE Order 360.1

**TRAINING IMPLEMENTATION
MATRIX (TIM) STATUS**

ISSUES AND COMMENTS

- Training Implementation Matrices (TIMs) reflect compliance with DOE Order 5480.20A, *Personnel Selection, Qualification, and Training Requirements for DOE Nuclear Facilities*. They are developed and submitted by the operating contractor and approved by the Operations/Field Office Manager.
- The information displayed in the attached tables is intended to reflect the status of TIMs across the Department.
- Nine TIMs are reported as being under review by DOE.
- Self-Assessment dates have been reported for all of the operating defense nuclear facilities. There are twenty-six non-defense nuclear facilities that do not have self-assessments scheduled. These self-assessments are required by DOE Standard 1070-94, *Guidelines for Evaluation of Nuclear Facility Training Programs*.
- Two of the reported defense nuclear facility TIMs, which were approved prior to December 1995, have not yet been implemented; they are: the Materials Management Vault Building 231 and 233 at the Oakland Operations Office; and, the Oak Ridge National Laboratory Site, Building 3019, at the Oak Ridge Operations Office.

Training Implementation Matrix (TIM) Status

Office	Implementation	TIMs Under Review	Self-Assessments
Albuquerque Operations Office		Y	
Chicago Operations Office		Y	W
Idaho Operations Office			
Nevada Operations Office			
Oakland Operations Office			
Oak Ridge Operations Office		Y	
Ohio Operations Office			
Richland Operations Office		Y	
Rocky Flats Operations Office			
Savannah River Operations Office			

Legend	
	Immediate Action
Y	Needs Improvement
	Strength
W	Not Applicable

Implementation:	Green - all TIM(s), identified prior to 12/95, are approved Red - TIM(s), identified prior to 12/95, are not yet approved
TIMs Under Review	Green - no TIM(s) under review Yellow - one or more TIM(s) under review
Self-Assessments:	Green - self assessments are scheduled for all defense nuclear facilities Yellow - self-assessment(s) not yet scheduled for one or more defense nuclear facility

TRAINING IMPLEMENTATION MATRIX (TIM) STATUS

Nuclear Facility	Hazard Class	Def. Nuc. Facility (Y/N)	Approval Date	Implementation Date	Self Assessment Date	Comments
Albuquerque Operations Office						
Pantex	3	Yes	7/15/95	9/95	6/98	
Waste Isolation Pilot Project @ Carlsbad (WIPP)	3	Yes	4/97	7/97	6/97	TIM has been submitted to DOE for review. Operations are expected to commence 10/97.
Hot Cells Facility, ACRR Reactor, SPR Reactor @ Sandia National Laboratory - New Mexico (SNL-NM)	2	Yes	3/18/96	12/96	3/98	
Monzano Storage Facility (TA-1)	2	Yes	Submittal Pending	TBD	TBD	A plan of action for the Monzano TIM is expected by 2/15/97.
TA-55 (Pu Processing Facility) @ Los Alamos National Laboratory (LANL)	2	Yes	3/15/96	12/97	10/98	
Critical Experiment Facility (TA-18) (LACEF) @ LANL	2	Yes	3/15/96	9/97	10/97	
Chemistry and Metallurgy Building CMR TA-3-29 @ LANL	2	Yes	3/15/96	09/97	10/98	
Tritium Science and Fabrication Facility (ESA-3) System Test Assembly (TA-21-209 and 155) @ LANL	2	Yes	3/15/96	3/00	10/97	This TIM includes the WETF facility.
SRWMF (TA-54, Area G)	2	Yes	3/15/96	12/96	10/99	
LANSE (TS-53)	3	Yes	Submitted 9/30/96 Approval Pending	E-10/01	10/99	Following recent negotiations between DOE and LANL, these facilities (LANSE; RANT; RLWTF; and WCRR) have been designated as Nuclear Facilities. Additional TIMs may be submitted in the future pending further nuclear facility determinations.
RANT (TA-50-38)	2	Yes	Submitted 9/30/96 Approval Pending	E-12/97	10/00	
RLWTF (TA-1 & 69)	2	Yes	Submitted 9/30/96 Approval Pending	E-12/99	10/90	

TRAINING IMPLEMENTATION MATRIX (TIM) STATUS

Nuclear Facility	Hazard Class	Def. Nuc. Facility (Y/N)	Approval Date	Implementation Date	Self Assessment Date	Comments
WCRR (TA-50-1,2,66 & 99)	2	Yes	Submitted 9/30/96 Approval Pending	E-12/98	10/97	(comment above also applies to this facility)
Chicago Operations Office Brookhaven National Laboratory (BNL)						
Brookhaven Medical Research Reactor	2	No	6/26/95	12/97		
High Flux Beam Reactor (HFBR)	1	No	6/26/95	12/97		
Hazardous Waste Management Facility	2	No	5/21/96			Revised TIM approved.
Chicago Operations Office Argonne-East						
Alpha-Gamma Hot Cell Facility (AGHCF)	2	No	11/92	7/31/93		Revised TIM currently under DOE review
Bldg. 205-G & K Wing Complex	3	No				TIM currently under DOE review
Bldg. 317 Below Grade Waste Storage	3	No	1994			Covered by TIM for Bldg. 306 Waste Mgmt Ops Facility
Bldg. 306 Waste Management Operations Facility	3	No	1994			Revised TIM under DOE review
Bldg. 330 CP-5 Reactor D&D	3	No				5480.20A not included in necessary and sufficient Orders established for CP-5 D&D
Chicago Operations Office Argonne National Laboratory-West Idaho National Laboratory (INEL)						
EBR-II	1	No	10/95	10/1/96		
TREAT Reactor	2	No	10/95	10/1/96		
NRAD Reactor	2	No	10/95	10/1/96		
ZPPR Facility	2/3	No	10/95	10/1/96		

TRAINING IMPLEMENTATION MATRIX (TIM) STATUS

Nuclear Facility	Hazard Class	Def. Nuc. Facility (Y/N)	Approval Date	Implementation Date	Self Assessment Date	Comments
Fuel Manufacturing Facility (FMF)	2	No	10/95	10/1/96		
Hot Fuels Examination Facility (HFEF)	2	No	10/95	10/01/96		
Outside Radioactive Storage	3	No	10/95	10/1/96		
Fuel Cycle Facility (FCF)	2	No	10/95	10/1/96		
Radioactive Scrap and Waste Facility	2	No	10/95	10/1/96		
Laboratory & Office Building (Analytical/NDA Lab)	3	No	10/95	6/1/96		
Contaminate & Equipment Storage	3	No	10/95	10/1/96		
Chicago Operations Office Princeton Plasma Physics Laboratory (PPPL)						
Tokamak Fusion Test Reactor (TFTR)	3	No	9/15/95			
New Brunswick Laboratory (NBL)						
New Brunswick Laboratory (NBL)	2	No				
Idaho Operations Office						
Advanced Test Reactor (ATR)	1	No	08/05/92	10/1/95		
ATR Critical Facility	2	No	07/16/92	09/30/95		
Central Laundry and Respirator Facility (CLRF)		No	04/13/92	N/A	N/A	Facility Shutdown.
Hydraulic Test Facility (HTF)	3	No	07/16/92	N/A	N/A	Facility Shutdown
Idaho Chemical Processing Plant (ICPP)	2	Yes	06/23/92	09/30/92	5/31/98	
Materials Test Reactor (MTR) Canal	2	No	11/06/92	N/A	N/A	Facility Shutdown

TRAINING IMPLEMENTATION MATRIX (TIM) STATUS

Nuclear Facility	Hazard Class	Def. Nuc. Facility (Y/N)	Approval Date	Implementation Date	Self Assessment Date	Comments
Radioactive Waste Management Complex (RWMC)	2	Yes	4/13/92	12/1/95	5/31/98	Include Drum Venting Facility, Intermediate Level Transuranic Storage Facility, Stored Waste Examination Plant, Subsurface Disposal Area, TRUPACT II Loading Station, and Vapor Vacuum Extraction Facility.
Power Burst Facility (PBF)	2	No	N/A	N/A	N/A	Facility shutdown since 1985
Test Area North (TAN) Facilities	2	No				Includes Hot Cells, Hot Cell Annex, and Buildings 607,666, and 726. New TIM being issued due to change in programmatic responsibilities.
Test Reactor Area (TRA) Hot Cells	3	No	7/16/92	1/30/96	N/A	Ongoing.
Waste Experimental Reduction Facility (WERF)	3	No	N/A	N/A	N/A	No longer subject to DOE Order 5480.20A.
Waste Reduction Operation Complex (WROC)	3	No	4/13/92	10/01/95	N/A	Ongoing.
Specific Manufacturing Capability Facility (SMC)	3	No	2/24/92	6/30/93	N/A	Ongoing.
Nuclear Material Inspection and Storage (NMIS)	2	No	7/16/92	1/30/96		
Nevada Operations Office						
Device Assembly Facility (DAF)	Not Rated	No	12/18/95	TBD	TBD	At this time the DAF is not operational. Qualifications of operations, maintenance, and technical staff will be determined based upon mission requirements.
Area 5 Radioactive Waste Management Site (RWMS)	3	Yes	6/30/94	9/30/95	12/95	
Oakland Operations Office Lawrence Livermore National Laboratory (LLNL)						
Pu Facility Building 332	2	Yes	1/30/96	4/97	10/96	
Materials Management Vault Building 231 and 233	3	Yes	3/14/95	1/97	10/96	
Separator Demonstration Complex Buildings 490S, 491, and 493	3	No	8/31/96	2/97	10/96	

TRAINING IMPLEMENTATION MATRIX (TIM) STATUS

Nuclear Facility	Hazard Class	Def. Nuc. Facility (Y/N)	Approval Date	Implementation Date	Self Assessment Date	Comments
Hazardous Waste 514, 612 and 693 Complexes	3	Yes	7/1/96	4/97	10/96	
Heavy Elements Facility Building 251	3	Yes	10/07/93	04/95	10/96	
Tritium Facility Building 331	3	Yes	5/06/96	4/97	10/97	
Oakland Operations Lawrence Berkeley Laboratory (LBL)						
National Tritium Labeling Facility	3	No				Steps being taken to reclassify as Radiological Facility
Hazardous Waste Handling Facility	3	No			N/A	New Hazardous Waste Facility to begin operation in 10/96 as a Radiological Facility
Radiation Assessment Calibration Lab	3	No				Steps being taken to reclassify as Radiological Facility
Oak Ridge Operations Office						
High Flux Isotope Reactor (HFIR)	1	No	12/8/93	E-09/30/97	9/96	Contractor retracted 10/96 TIM submittal. Due to Oak Ridge Natl Lab (ORNL) site-wide changes, a combined HFIR/ORNL TIM is to be prepared.
K-25	2/3	Yes	06/02/95	12/95	4/96	5480.20A TIM Rev. 6 submitted to DOE 12/96.
Y-12 Plant	2/3	Yes	12/18/95	12/95	2/96 on-going	TIM Rev 6 submitted to DOE 12/96.
Oak Ridge National Laboratory Site	2/3	No*	7/20/95	E-12/20/96	1/8/96 on-going	Combined HFIR/ORNL TIM to be prepared. * Building 3019 is the only Def. Nuc. Fac.
Paducah-Paducah Gaseous Diffusion Plant (PGDP)	2	Yes	Not Approved	TBD	-	TIM submitted to DOE 12/96 with all previous DOE comments incorporated.
Portsmouth, GDP	2/3	Yes	E-1/97	E-12/31/96	08/96	TIM submitted to DOE 12/96. DOE review complete, estimated approval date 1/97.

TRAINING IMPLEMENTATION MATRIX (TIM) STATUS

Nuclear Facility	Hazard Class	Def. Nuc. Facility (Y/N)	Approval Date	Implementation Date	Self Assessment Date	Comments
Ohio Field Office						
Building 50 (Alpha Fuels) and 35/39 (Radiography)	N/A	N/A	N/A	N/A	N/A	Facilities shut down.
SWR Building BLDG 38 (PU Processing) and T Building	2	Yes	4/18/96	12/96	6/96	
Fernald Environment Restoration Management	2	Yes	11/96	12/96	2/97	
Ohio Field Office Demonstration Project (WVDP)	2	Yes	5/96	5/96	5/96 ongoing	
Richland Operations						
B-Plant/WESF	2	Yes	04/14/95	12/95	6/95	Rev 2.
Fast Flux Test Facility (FFTF)	2	No	07/12/95	11/95	8/96	Rev 0.
K Basins	2	Yes	09/01/95	12/95	9/95	Rev 1. Rev 2 being written to incorporate Spent Canister Storage Building.
N-Reactor	N/A	No	N/A	N/A	N/A	Facility in D&D.
Processing and Analytic Laboratories (PAL)	3	Yes	06/15/95	10/95	5/96	Rev 3.
PUREX Plant	2	Yes	09/15/95	12/95	4/95	Rev 3. TIM to be revised.
Bldg. 340	3	Yes	08/01/95	12/95	3/96	Rev 1a.
Solid Waste/T-Plant	2/3	Yes	06/08/95	12/95	12/95	Rev 2. WRAP I Facility E-3/97 (under construction)
Waste Tank Farm (WTF) (TWRS)	2	Yes	06/02/95	12/95	3/95	Rev 20A-0. New Rev submitted to DOE.
Plutonium Finishing Plant (PFP)	2	Yes	08/11/95	12/95	3/95	Rev 4.
Richland Operations Office Battelle Pacific Northwest Laboratories (BPNL)						
Facilities	2	Yes	8/3/95	12/95	12/95	Includes buildings 324, 325 and 327

TRAINING IMPLEMENTATION MATRIX (TIM) STATUS

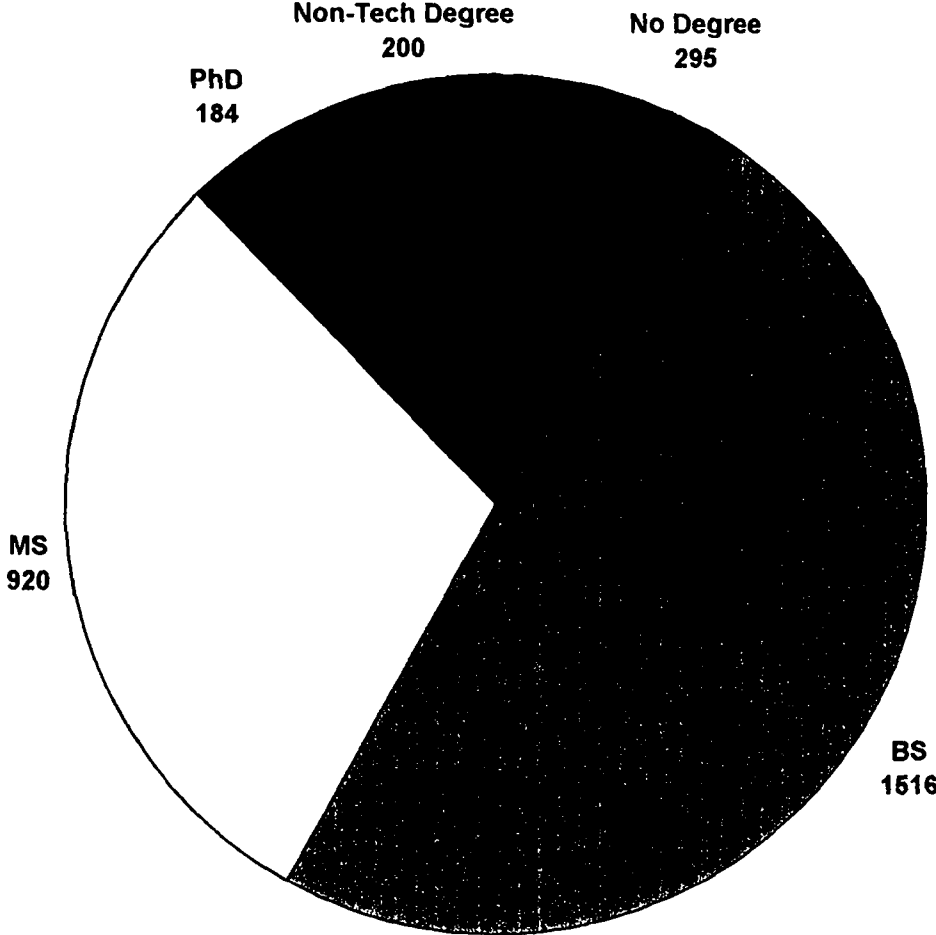
Nuclear Facility	Hazard Class	Def. Nuc. Facility (Y/N)	Approval Date	Implementation Date	Self Assessment Date	Comments
Rocky Flats Field Office						
Rocky Flats Plant		Yes	10/29/96	10/29/96	4/97	
Savannah River Operations Office						
Analytical Laboratories	2	Yes	08/95	5/96	5/96	
Defense Waste Processing Facility (DWPF)	2	Yes	07/93	5/96	5/96	Includes S-Canyon and Saltstone.
Environmental Restoration (ER)		No	N/A	5/96	N/A	
Tank Farms	2	Yes	04/93	11/94	5/96	Includes F&H Tank Farms, ITP.
ETF	2	Yes	11/22/95	11/22/95	12/13/196	Startup facility FY98
Solid Waste	3	Yes	10/94	11/94	5/96	SWDF-Waste Storage Facilities, Demonstration Waste Incinerator, New Transfer Facility, and Maintenance (299H).
Reactor Division (RD) (Rev. 4)			04/93	12/95	5/96	Submitted. Includes Reactor Materials, 313M, 313-4M, 316M, 320M, 321M, 322, 330M, 331M, 340M, 341M, RBOF, and Reactor O.
Nuclear Materials	2/3	Yes	08/93	12/95	5/96	Includes FB-Line, HB-Line, F&H Canyons, 235F, and 247F.
Savannah River Technical Center (SRTC)	2/3	Yes	07/94	12/95	5/96	Includes Main Laboratory 773A and 776A.
Tritium Facilities 200-H Area	2	Yes	04/93	04/95	5/96	Includes 217M, 232H, 320H, 237H, 295H, 296H, 297K, 298H, 233A, 249H.

**TECHNICAL EDUCATION
STATUS**

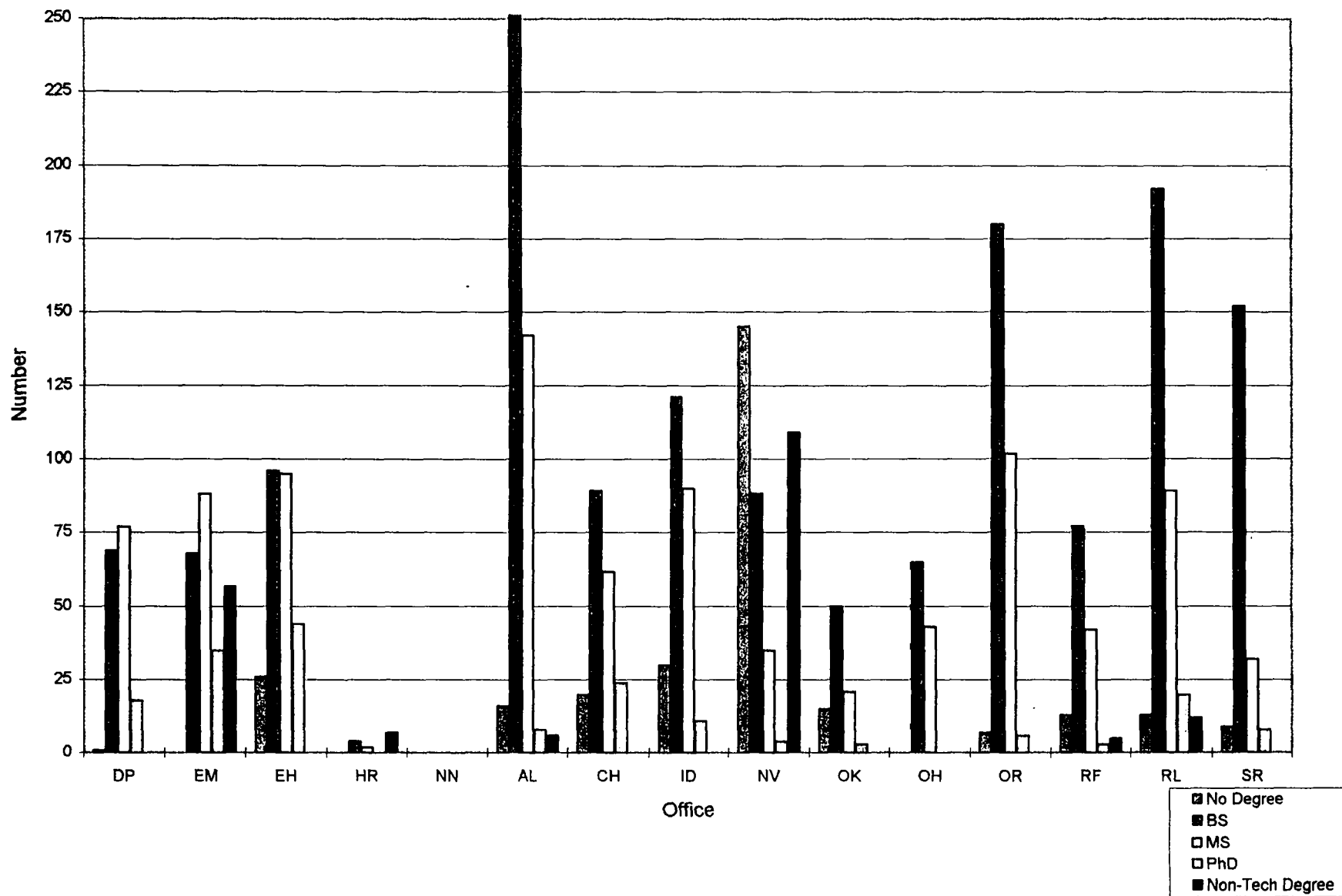
ISSUES AND COMMENTS

- The information displayed in the attached table and graphs is intended to reflect status across the Department. Information is provided for all technical employees, including those who are not required to participate in the Technical Qualification Program.
- Complete data was not available for the Office of Nonproliferation and National Security (NN).
- The Chicago Operations Office did not provide information for this reporting period.

Department-wide Technical Education Status



Technical Degree Status by Office



TECHNICAL EDUCATION STATUS

Office	Number of Technical Personnel	Technical Interns (TLDP)	Personnel in Fellowship Programs	Technical Degree Status							
				No Degree	BS		MS		PhD		Non Tech. Degree
					Working	Have	Working	Have	Working	Have	
DP	165	2	4	1	0	69	4	77	0	18	0
EM	248	4	8	0	0	68	0	88	0	35	57
EH	274	0	0	26	9	96	0	95	0	44	0
HR	13	3	0	0	0	4	0	2	0	0	7
NN	106	1	0	0	0		0		0		
AL	437	5	3	16	7	265	28	142	6	8	6
CH	198	3	0	20	0	89	0	62	0	24	0
ID	256	2	0	30	0	121	0	90	0	11	4
NV	381	2	0	145	16	88	6	35	2	4	109
OAK	89	3	0	15	0	50	0	21	0	3	0
OH	108	1	0	0	0	65	1	43	0	0	0
OR	295	5	0	7	1	180	7	102	3	6	0
RF	140	5	2	13	7	77	9	42	0	3	5
RL	326	0	2	13	9	192	29	89	1	20	12
SR	201	3	2	9	2	152	18	32	1	8	0
TOTAL	3237	39	21	295	51	1516	102	920	13	184	200