

Logistics

Integrated Logistics Support

Rapid Action Revision (RAR) Issue Date: 26 March 2012

Headquarters
Department of the Army
Washington, DC
17 July 2008

UNCLASSIFIED

SUMMARY of CHANGE

AR 700-127

Integrated Logistics Support

This rapid action revision, dated 26 March 2012--

- o Implements the outcome of the 2009 analysis of alternatives logistics policy study (paras 2-12 and 3-4).
- o Incorporates the roles and responsibilities of the product support manager as defined in the FY10 National Defense Authorization Act, Section 805 (paras 2-12, 2-13, and 5-7).
- o Implements policies from DODI 5000.67 (paras 2-12, 2-13, 5-22, and table 3-1).
- o Implements policies from DODI 4151.22 (paras 2-12, 5-13, and 5-14).
- o Updates responsibilities for the Army Integrated Logistics Support Executive Committee (para 2-19).
- o Incorporates the latest updates to DODD 5000.01 and DODI 5000.02, including the incorporation of the life cycle sustainment plan (para 5-1).
- o Updates condition based maintenance plus definition (para 5-14).
- o Updates the logistics demonstrations policy extensively (para 5-16).
- o Makes additional rapid action revision changes (title page: updated applicability statement and updated Army internal control process statement; updated figure 3-1; capitalized Warfighter throughout; changed supportability strategy to life cycle sustainment plan throughout; changed combat developer to capability developer throughout; changed integrated logistic support to integrated logistics support throughout).
- o Makes administrative changes (app A: modified numbers to DODD 5000.01 and DODI 5000.02; corrected title to AR 11-2; added AR 700-18, DODI 4151.22, DODI 5000.67, PL 105-270, 31 USC 501; removed -R from DA Form 11-2 and updated title in referenced forms; added DA Form 5666 and DA Form 5680 in referenced forms; glossary: deleted unused acronyms and corrected abbreviations as prescribed by Army Records Management and Declassification Agency).

Effective 17 August 2008


Logistics

Integrated Logistics Support

By Order of the Secretary of the Army:

RAYMOND T. ODIERNO
General, United States Army
Chief of Staff

Official:


JOYCE E. MORROW
Administrative Assistant to the
Secretary of the Army

History. This publication is a rapid action revision (RAR). This RAR is effective 26 April 2012. The portions affected by this RAR are listed in the summary of change.

Summary. This regulation covers the Department of the Army policy for integrated logistics support which includes planning, developing, acquiring, and sustaining well-defined, affordable support strategies for Army materiel. This policy implements key provisions of DODD 5000.01, DODI 4151.22, DODI 5000.02, and DODI 5000.67.

Applicability. This regulation applies to the active Army, the Army National Guard/Army National Guard of the United States, and the U.S. Army Reserve, unless otherwise stated. Also, it applies to materiel developers, capability developers, and organizations involved in materiel acquisition within the active Army, the Army National Guard/Army National Guard of

the United States, and the U.S. Army Reserve. This regulation is applicable during full mobilization unless otherwise stated.

Proponent and exception authority. The proponent of this regulation is the Assistant Secretary of the Army for Acquisition, Logistics and Technology. The proponent has the authority to approve exceptions or waivers to this regulation that are consistent with controlling law and regulations. The proponent may delegate this approval authority, in writing, to a division chief within the proponent agency or its direct reporting unit or field operating agency, in the grade of colonel or the civilian equivalent. Activities may request a waiver to this regulation by providing justification that includes a full analysis of the expected benefits and must include formal review by the activity's senior legal officer. All waiver requests will be endorsed by the commander or senior leader of the requesting activity and forwarded through higher headquarters to the policy proponent. Refer to AR 25–30 for specific guidance.

Army management control process. This regulation contains internal control provisions in accordance with AR 11–2 and identifies key internal controls that must be evaluated (see appendix C).

Supplementation. Supplementation of this regulation and establishment of command and local forms are prohibited without prior approval from the Deputy Assistant Secretary of the Army for Acquisition Policy and Logistics (SAAL–ZL), 103 Army Pentagon, Washington, DC 20310–0103.

Suggested improvements. Users are invited to send comments and suggested improvements on DA Form 2028 (Recommended Changes to Publication and Blank Forms) directly to the Deputy Assistant Secretary of the Army (Acquisition, Policy and Logistics) (SAAL–ZL), 103 Army Pentagon, Washington, DC 20310–0103.

Committee Continuance Approval. AR 15–1 requires the proponent to justify establishing/continuing committee(s), coordinate draft publications, and coordinate changes in committee status with the U.S. Army Resources and Programs Agency, Department of the Army Committee Management Office (AARP–ZA), 9301 Chapek Road, Building 1458, Fort Belvoir, VA 22060–5527. Further, if it is determined that an established “group” identified within this regulation, later takes on the characteristics of a committee, as found in the AR 15–1, then the proponent will follow all AR 15-1 requirements for establishing and continuing the group as a committee.

Distribution. This publication is available in electronic media only and is intended for command levels C, D, and E for the active Army, the Army National Guard/Army National Guard of the United States, and the U.S. Army Reserve.

*This regulation supersedes AR 700–127, dated 27 September 2007. This edition publishes a rapid action revision of AR 700–127.

Contents (Listed by paragraph and page number)

Chapter 1

General, page 1

Purpose • 1-1, *page 1*

References • 1-2, *page 1*

Explanation of abbreviations and terms • 1-3, *page 1*

Responsibilities • 1-4, *page 1*

Chapter 2

Responsibilities, page 1

Assistant Secretary of the Army (Financial Management and Comptroller) • 2-1, *page 1*

Assistant Secretary of the Army (Acquisition, Logistics and Technology) • 2-2, *page 1*

Deputy Assistant Secretary of the Army (Acquisition Policy and Logistics) • 2-3, *page 1*

Assistant Secretary of the Army (Installations, Energy and Environment) • 2-4, *page 2*

Assistant Chief of Staff for Installation Management • 2-5, *page 2*

Deputy Chief of Staff, G-3/5/7 • 2-6, *page 3*

Deputy Chief of Staff, G-4 • 2-7, *page 3*

Deputy Chief of Staff, G-1 • 2-8, *page 3*

The Chief Information Officer, G-6 • 2-9, *page 3*

Surgeon General • 2-10, *page 3*

Chief of Engineers • 2-11, *page 4*

Program executive officer and program managers • 2-12, *page 4*

Materiel commands • 2-13, *page 7*

Capability developers • 2-14, *page 8*

Commander, Army Test and Evaluation Command • 2-15, *page 9*

Director, Surface Deployment and Distribution Command-Transportation Engineering Agency • 2-16, *page 9*

Trainer/training developers • 2-17, *page 10*

Commanders, Army commands, Army National Guard, U.S. Army Reserve, Army service component commands, and direct reporting units • 2-18, *page 10*

Army Integrated Logistics Support Executive Committee • 2-19, *page 10*

Other participants • 2-20, *page 11*

Chapter 3

Process and Framework, page 11

Purpose • 3-1, *page 11*

Process • 3-2, *page 11*

Framework (ten integrated logistics support elements) • 3-3, *page 12*

Integrated logistics support process in the acquisition strategy • 3-4, *page 14*

Chapter 4

Performance-Based Logistics Policies and Implementation, page 15

Overview • 4-1, *page 15*

General policy • 4-2, *page 16*

Integrate requirements and support • 4-3, *page 19*

Form performance based logistics team • 4-4, *page 19*

Establish performance based agreements and policy • 4-5, *page 21*

Award contract — contracting policy • 4-6, *page 23*

Army working capital fund secondary items • 4-7, *page 23*

Baseline the system — management analysis policy • 4-8, *page 24*

Develop performance outcomes – metrics policy • 4-9, *page 24*

Select product support integrator(s) • 4-10, *page 25*

Develop workload allocation and core logistics – core depot policy • 4-11, *page 25*

Develop supply chain management strategies: end-to-end performance based agreements — supply chain management end-to-end performance based agreement policy • 4-12, *page 26*

Contents—Continued

Develop business case analysis—business case analysis policy • 4–13, *page 27*
Implementation and assessment — performance based logistics reporting requirement policy • 4–14, *page 30*

Chapter 5 **Supportability, Integrated Logistic Support Management, Maintenance Planning, and Other Considerations, *page 30***

Section I

Supportability Planning, page 30

Life cycle sustainment plan (formerly supportability strategy) • 5–1, *page 30*

Supportability analysis and logistics management information • 5–2, *page 31*

Integrated logistics support planning considerations • 5–3, *page 32*

Resourcing • 5–4, *page 32*

Supportability test and evaluation • 5–5, *page 33*

Supportability testing restrictions • 5–6, *page 33*

Section II

Integrated Logistics Support Management Structure, page 33

Product support manager • 5–7, *page 33*

Integrated logistics support manager • 5–8, *page 33*

Supportability integrated product team • 5–9, *page 34*

Section III

Maintenance Planning, page 35

Maintenance support planning • 5–10, *page 35*

Level of repair analysis • 5–11, *page 35*

Maintenance task design parameters—system engineering process • 5–12, *page 35*

Reliability centered maintenance • 5–13, *page 36*

Condition-based maintenance plus • 5–14, *page 36*

System support package • 5–15, *page 36*

Logistics demonstration • 5–16, *page 36*

Core logistics analysis • 5–17, *page 38*

Depot maintenance planning and source of repair determination • 5–18, *page 38*

Section IV

Supportability Considerations, page 42

Force development documentation • 5–19, *page 42*

Commercial and nondevelopmental items • 5–20, *page 42*

Manpower and personnel integration with integrated logistics support • 5–21, *page 43*

Environmental impact • 5–22, *page 43*

Software • 5–23, *page 43*

Post production support planning • 5–24, *page 44*

Integrated logistics support after fielding (continuous evaluation) • 5–25, *page 44*

System survivability • 5–26, *page 44*

Materiel release and materiel fielding • 5–27, *page 44*

Advanced technology demonstrations • 5–28, *page 45*

Sustainment readiness review • 5–29, *page 45*

Chapter 6

Contractor Logistics Support, *page 46*

General • 6–1, *page 46*

Application of contractor logistics support • 6–2, *page 47*

Planning • 6–3, *page 47*

Funding considerations • 6–4, *page 49*

Contractor logistics support for tables of distribution and allowances unit training systems • 6–5, *page 49*

Contents—Continued

Contractor constraints • 6–6, *page 49*

Appendixes

A. References, *page 50*

B. Key Performance Based Logistics Milestones and Decision Points, and Implementation Checklist, *page 53*

C. Internal Evaluation Checklist for the Integrated Logistics Support Program, *page 57*

Table List

Table 3–1: Integrated logistics support elements, *page 13*

Table 4–1: BCA Approval thresholds (type II (formal) BCAs), *page 27*

Figure List

Figure 3–1: Integrated logistics support process, *page 12*

Figure 4–1: PBL implementation model, *page 17*

Figure 4–2: PBL process decision flowchart, *page 18*

Figure 4–3: Sample PBL team, *page 20*

Figure 4–4: Organic PBA outline, *page 22*

Figure 4–5: Spectrum of PBL strategies, *page 26*

Figure 4–6: PBL BCA format, *page 29*

Figure 5–1: Depot source of repair determination process, *page 39*

Figure 5–2: Statutory relationships, *page 41*

Glossary

Chapter 1 General

1–1. Purpose

This regulation sets the policy for planning, developing, acquiring and sustaining well-defined, affordable support strategies that meet the Warfighter's requirements for Army materiel throughout its life cycle. The policy—

- a.* Defines a deliberate process that the program manager (PM) uses to develop and integrate the support strategy into the system engineering process to ensure a design can be supported throughout its life cycle.
- b.* Identifies the framework (ten integrated logistics support (ILS) elements) that will be used to develop the support strategy.
- c.* Assigns responsibilities for developing the support strategy.
- d.* Sets the policy for developing support strategies in support of Army materiel.
- e.* Outlines responsibilities for implementing support strategies.
- f.* Implements total life cycle logistics requirements outlined in Department of Defense Directive (DODD) 5000.01 and DOD Instruction (DODI) 5000.02.

1–2. References

Required and related publications and prescribed and referenced forms are listed in appendix A.

1–3. Explanation of abbreviations and terms

Abbreviations and special terms used in this regulation are explained in the glossary.

1–4. Responsibilities

Responsibilities are listed in chapter 2.

Chapter 2 Responsibilities

2–1. Assistant Secretary of the Army (Financial Management and Comptroller)

The ASA (FM&C) will—

- a.* Review program and budget requests supporting life-cycle contractor support (LCCS).
- b.* Integrate weapons systems into working capital funds, as appropriate.
- c.* Verify cost and economic analysis (EA) for Army acquisition category (ACAT) I and II programs in accordance with Army Regulation (AR) 11–18 and the Army portion of joint/other programs and other cost comparison for currency, reasonableness, and completeness for use in the decisionmaking or the planning, programming, budgeting, and execution (PPBE) process.
- d.* Provide concurrence/feedback to Deputy Assistant Secretary of the Army (Acquisition Policy and Logistics) (DASA (APL)) policy concerning economic assessments.

2–2. Assistant Secretary of the Army (Acquisition, Logistics and Technology)

The ASA (ALT) will—

- a.* Oversee the research, development, testing, and evaluation of the acquisition of materiel systems (including ILS for these systems) (see AR 70–1).
- b.* Establish policy and oversee the development and execution of program management.
- c.* Oversee the acquisition and life cycle logistics management function.
- d.* Ensure that reliability, availability, and maintainability policies are followed during the acquisition process.
- e.* Ensure that logistics considerations are incorporated in the warfighting U.S. Army Training and Doctrine Command (TRADOC) analysis in coordination with the Deputy Chief of Staff, G–4 (DCS, G–4).
- f.* Approve Type II business case analysis (BCA) for Army Category (ACAT) I/II programs and product support strategy packages prepared and submitted by PMs.

2–3. Deputy Assistant Secretary of the Army (Acquisition Policy and Logistics)

The DASA (APL) will—

- a.* Develop Army ILS policy and provide oversight of ILS PPBE, to include contractor logistics support (CLS) that supports the materiel acquisition process.
- b.* Ensure ILS requirements are validated and included in the materiel acquisition process to support full materiel release of programs and systems.
- c.* Develop policy on performance based logistics (PBL).

d. Serve as the Army Acquisition Logistician (formerly independent logistician) for new, modified, upgraded, and displaced materiel, except for supply class VIII; medical materiel, and strategic communications systems and provide a supportability position on materiel release of ACAT I through III systems. As the Army Acquisition Logistician, the DASA (APL) will—

(1) Establish internal procedures and techniques to assess supportability management and execution for all assigned acquisition programs.

(2) Assist PMs in defining support plans in terms of requirement, strategy, cost, and affordability.

(3) Participate in developing capabilities documents, acquisition strategies/plans, life-cycle sustainment plan (LCSP), test plans, materiel fielding documents, contract and solicitation documents, and other program documentation.

(4) Participate in overarching integrated product team (OIPT), PM integrated product team (IPT)/working integrated product team (WIPT), supportability integrated product team (SIPT), test and evaluation (T&E) WIPT, and Headquarters, Department of the Army (HQDA) integrated logistics support review (ILSR) activities for all assigned materiel systems.

(5) Inform the PM, capability developer (CAPDEV), materiel command, and other program participants of supportability planning deficiencies. Unresolved issues will be elevated to the OIPT.

(6) Monitor market surveys and supportability testing.

(7) Provide available experience or data to the CAPDEV and PM to influence system design and LCSP development.

(8) Identify and resolve problems and mitigate supportability risks.

(9) Participate in milestone decisions and other program reviews.

(10) Convene and chair HQDA ILSR for systems approaching a milestone decision review.

e. Establish the HQDA position concerning the deployability and supportability of all acquisition programs.

f. Establish and manage the Life Cycle Logistics Achievement of the Year awards program to recognize achievements in ILS.

g. Monitor the Army ILS and manpower and personnel integration (MANPRINT) effort, in coordination with other Army staff agencies, to ensure effective implementation in accordance with HQDA and Department of Defense (DOD) requirements.

h. Serve as the HQDA proponent and chairman for the Army Integrated Logistics Support Executive Committee (AILSEC).

i. Serve as the HQDA functional chief and representative for the life cycle logistics career field of the Army Acquisition Corps/workforce.

j. Serve as the HQDA proponent for the system supportability analysis process and the resulting logistics management information (LMI) Program.

k. Serve as the HQDA proponent for the DOD acquisition logistics standardization program.

l. Chair the DASA (APL) logistics IPTs, as required.

m. When a PBL product support strategy is being pursued, staff the BCA with Department of the Army (DA) staff and Headquarters (HQ) Army Materiel Command (AMC) for total Army functional/operational review and Deputy Assistant Secretary of the Army for Cost and Economics (DASA-CE) for EA verification. Once concurrence is received from all required parties, the BCA is submitted through the DASA (APL) to the Army acquisition executive (AAE) for approval.

n. Assign a primary and alternate Army level PBL Coordinator.

o. Perform an enterprise-wide review and analysis of the PBL reports to ensure PBL initiatives are complementary to each other and in concert with Army acquisition concepts.

p. Submit PBL reports and overview briefing(s) to the AAE, and Office of the Secretary of Defense (OSD), as required/requested.

q. Review security cooperation support plans and projected sales for the Army's export activities, including technology transfer, direct commercial sales, and foreign military sales.

r. Serves as the Army Corrosion Control and Prevention Executive.

2-4. Assistant Secretary of the Army (Installations, Energy and Environment)

The ASA (IE&E) will—

a. Ensure that environmental considerations, including environmental compliance, hazardous materiel use, and environmental sustainability, are incorporated into the supportability analyses, in coordination with the DCS, G-4.

b. Establish and maintain an organization to manage environmental assessment and supportability of materiel systems, and coordinate with the ASA (ALT).

2-5. Assistant Chief of Staff for Installation Management

The ACSIM will—

a. Coordinate facility construction programs.

- b.* Monitor the ILS process for environmental and facility implications.
- c.* Coordinate with the program executive officer (PEO)/PM to perform the necessary analysis, advance planning and programming for receipt of new, modified/upgraded, or displaced systems. Ensure environmental analysis required by the National Environmental Policy Act, per Part 651, Title 32, Code of Federal Regulations (32 CFR 651) is accomplished.
- d.* Program at the gaining installations for new or modified facilities, if any, needed to meet the facility requirements identified in the LCSP by the Chief of Engineers (COE).
- e.* Participate in HQDA ILSRs.

2-6. Deputy Chief of Staff, G-3/5/7

The DCS, G-3/5/7 has responsibility for force development (FD) and establishment of priorities for the employment of Army forces and will—

- a.* Ensure the initial production or procurement items of new equipment, including support equipment, are issued to the training base for timely training development and establishment of functional training documentation and procedures.
- b.* Ensure unit/activity (modified table of organization and equipment (MTOE))/tables of distribution and allowances (TDA) authorization documents are updated to enable timely requisitioning of personnel, supplies, and equipment.
- c.* Approve Army Warfighter Performance Based Agreements for materiel systems utilizing PBL strategies.
- d.* Participate in HQDA ILSRs.
- e.* Serve as the functional manager for the Army operating and support cost reductions program.

2-7. Deputy Chief of Staff, G-4

The DCS, G-4 will—

- a.* Evaluate the effectiveness of logistics supportability using readiness reporting and field assessment results.
- b.* Ensure that the sustainment functions of readiness, supply services, maintenance, transportation, aviation, munitions, security assistance and related automated logistics systems management are fully integrated and properly balanced between acquisition and logistics for the total system life cycle.
- c.* Ensure that logistics data and logistics domain requirements conform to common data standards, specifications, protocols and service oriented architecture to support a Common Logistics Operating Environment (CLOE).
- d.* Participate in HQDA ILSRs.
- e.* Participate in the DASA (APL) logistics IPTs.
- f.* Develop logistics systems that support PM information requirements in coordination with the AMC.
- g.* Issue policy guidance to standardize automatic identification technology (AIT), equipment applications and formats to decrease costs and ensure interoperability.
- h.* Integrate acquisition training into the career development of the logistics workforce in coordination with the Deputy Chief of Staff, G-1 (DCS, G-1).
- i.* Ensure that supply chain principles are considered in the ILS process and supportability analysis.

2-8. Deputy Chief of Staff, G-1

The DCS, G-1 will—

- a.* Ensure maximum utilization of supportability analysis in meeting MANPRINT objectives.
- b.* Participate in HQDA ILSRs.
- c.* Participate in the DASA (APL) logistics IPTs, as required.
- d.* Establish and disseminate MANPRINT program policies and guidance and ensure adequate integration of ILS and MANPRINT efforts.
- e.* Designate a person to serve on the AILSEC.

2-9. The Chief Information Officer, G-6

The CIO, G-6 will—

- a.* Review the Army Enterprise Architecture and Army Enterprise Infrastructure to include logistics domain and logistical data requirements.
- b.* Ensure that logistics data and logistics domain requirements conform to common data standards, specifications, and protocols to support a CLOE.
- c.* Review and support IT investment portfolios for logistics.
- d.* Assist in the preparation of the technical architecture views for integration in the Army integrated logistics architecture (AILA) in support of Joint Capabilities Integration Development System milestone requirements.

2-10. Surgeon General

The Surgeon General will—

- a. Provide advice and consultation to PMs and CAPDEVs on potential health hazards and problems associated with the medical aspects of all materiel acquisition programs.
- b. Develop the ILS program for medical (class VIII) materiel, including designation of the logistician in accordance with AR 40–60 and AR 40–61.
- c. Participate in HQDA ILSRs, as appropriate.
- d. Participate in the DASA (APL) logistics IPTs, as required.
- e. Designate a person to serve on the AILSEC.

2–11. Chief of Engineers

The COE has responsibility for the facilities construction program and land acquisition requirements for the Active Army and will—

- a. Advise the PM of the facility implications of system design to minimize support facility costs and impact on the Army's facilities standardization program.
- b. Identify facility requirements of the materiel system for the gaining Army commands (ACOMs), Army service component commands (ASCCs), and direct reporting units (DRUs), with formal input from the PM, trainer/training developer (T/TD) and CAPDEV.
- c. Participate in SIPTs for all facility program requirements and issues.
- d. Coordinate facility and real property requirements with the CAPDEV, PM, Office of the Assistant Chief of Staff, Installation Management (OACSIM), gaining ACOM, ASCC, and DRUs, Army Acquisition Logistician, and T/TD.
- e. Assist in preparation of the support facility annex to OACSIM, gaining ACOM, ASCC, and DRUs of selected supportability strategies, fielding documentation, and applicable test plans; provide formal coordination and update, as necessary, on the support facility annex to the supportability strategy; and provide a copy of the support facility annex to ACSIM (DAIM–MD), gaining ACOM, Army National Guard (ARNG), ASCC, United States Army Reserve (USAR), DRUs, and installations.
- f. Participate in HQDA ILSRs.
- g. Participate in the DASA (APL) logistics IPTs, as required.
- h. Designate a person to serve on the AILSEC.

2–12. Program executive officer and program managers

The PEOs and PMs are responsible for planning and implementing ILS as an integral part of assigned materiel acquisition programs. The PEOs and PMs will enlist the support of the AMC life-cycle management commands (LCMCs) to carry out this responsibility and will—

- a. Assign a product support manager (PSM) for each major weapon system (or an ILS manager for nonmajor weapon systems) as the focal point for day-to-day oversight and management of the product support functions.
- b. Establish internal procedures and controls to implement this policy.
- c. Ensure that passage of a system from one life cycle phase to the next occurs only when all supportability requirements have been satisfactorily accomplished or fully defined in the LCSP. This includes a detailed plan to achieve full materiel release prior to a full-rate production (FRP) decision.
- d. Prior to pre-milestone B—
 - (1) Designate an ILS manager (ILSM) or PSM to participate in pre-milestone B activities with the CAPDEV.
 - (2) Support the development of the initial LCSP, and lead the update of the LCSP throughout the life cycle.
 - (3) Conduct appropriate supportability analyses with the CAPDEV.
 - (4) Participate in the development of the capabilities documents, and prepare or review all other acquisition program documentation to ensure that all logistics support considerations are adequately defined.
 - (5) Serve on SIPTs chaired by the CAPDEV.
 - (6) Prepare, submit, and obtain approval of a Type I BCA that outlines the requirements and functions of the system, and determine whether the system should be developed using PBL criteria.
 - (7) Use results from the analysis of alternatives (AoA) in development of the initial LCSP. The AoA is a responsibility of the DCS, G–3/5/7 (DAMO–CIA) and CAPDEV.
- e. Designate an ILSM or PSM to lead the SIPT (at milestone B or when the PM is appointed, if earlier, in accordance with AR 70–1) in the continued refinement and implementation of the LCSP. The ILSM or PSM will establish or assume the chair of the SIPT at that time. The ILSM or PSM may serve as the MANPRINT manager (see AR 602–2).
- f. Pursue a CLOE as part of the overall system acquisition strategy.
 - (1) Integrate a CLOE into new weapon systems procurement and in system acquisitions, modifications, and upgrades based upon a cost benefit analysis.
 - (2) Brief the CLOE strategy as part of each weapon system's milestone, resource, and readiness review.
 - (3) Address the CLOE strategy in the LCSP.

- g. Ensure that supportability issues and concerns are identified and corrected during testing prior to initial system fielding, and ensure that deficiencies discovered during and after initial fielding are corrected.
- h. Ensure that PBL is considered as a support alternative and used if it is determined to be economically and operationally feasible.
- (1) When PBL is selected PEOs will—
- (a) Review, concur, and submit completed Type II BCA to the DASA (APL) Policy for ACAT I and II programs.
- (b) Review and approve Type I BCA. Provide copy to the DASA (APL) policy directorate.
- (c) Approve ACAT III BCAs after Army review and concurrence.
- (d) Appoint a lead PEO/PM for a family of systems or system of systems. The lead PEO/PM and the PEOs/PMs of subordinate programs shall collaborate on and review the subordinate BCAs. A macro-level BCA, if necessary, will fall under the oversight of the lead PEO/PM.
- (e) Appoint a primary and alternate PBL coordinator.
- (f) Retain responsibility for actions of PBL coordinators.
- (2) When PBL is selected, the PM will take the following actions:
- (a) Identify potential candidates for PBL and proceed with conducting the BCA to determine feasibility of applying PBL and the alternatives for implementing PBL.
- (b) Develop and coordinate BCA with the DCS, G-4, AMC LCMCs, TRADOC schools and centers, and the Defense Logistics Agency (DLA).
- (c) Collaborate with the AMC LCMCs, TRADOC schools, and centers, and DLA to develop potential product support strategies.
- (d) Provide validated cost and economic analyses and other cost comparisons to support the acquisition and PPBE processes.
- (e) Coordinate cost and economic analyses with supporting ACOM cost analysis activities for validation.
- (f) Complete BCA with TRADOC, AMC LCMC, and DLA collaboration and review, and then forward completed BCA to PEO.
- (g) Validate and update Type II BCAs prior to the exercise of each contract or performance based agreement (PBA) option period when there are significant changes during contract performance and at completion of contract or PBA performance.
- (h) Collaborate with AMC LCMC stakeholders to complete and submit PBL reports.
- (i) Submit the completed PBL report to designated direct reporting project manager/PEO/LCMC PBL coordinator for review and release to higher headquarters.
- (j) Report system and sub-system/component-level PBL while supporting the LCMC in reporting Army working capital fund (AWCF) depot level repairable/secondary item(s).
- i. Coordinate materiel fielding requirements with the supporting LCMC/Logistics Support Activity (LOGSA) to ensure that items required to support system fielding will be available at the time and place agreed upon with the gaining ACOM/ASCC/DRUs (see AR 700-142).
- j. Report life-cycle sustainment metrics for Major Defense Acquisition Programs (MDAPs). Required metrics include availability (materiel/operational), materiel reliability, and ownership cost. Mean downtime is not required but recommended for reporting. The Office of the Deputy Assistant Secretary of the Army (Acquisition Policy and Logistics) (ODASA (APL)) conducts a review of life cycle sustainment metrics prior to submission to the Office of the Secretary of Defense for Acquisition, Technology and Logistics.
- k. Ensure the key logistics design criteria, such as system reliability, maintainability, and supportability meet the system thresholds and are focused on minimizing the logistics footprint of the system. This is critical during the initial system architecture tradeoff analysis.
- l. Ensure tradeoffs are evaluated and supportability is co-equal to cost, performance, and schedule during the development and execution of the system acquisition process. Ensure tradeoffs are documented throughout the acquisition process.
- m. Ensure that ILS planning, design influence to include supportability, environmental engineering, and MANPRINT engineering performance and attributes are critical criteria within the system engineering tradeoff analysis and incorporated during the system engineering and addressed during materiel system design reviews.
- n. Coordinate supportability, sustainment, and environmental planning, requirements, studies, analyses, and implementation with the ASA (IE&E), U.S. Army Environmental Command, CAPDEV, COE, Army Acquisition Logistician, trainer, testers, independent evaluators, and those in supporting commands and other applicable military services and agencies, to include the DLA.
- o. Coordinate the development and update of the support facilities requirements in the LCSP with the COE.
- p. Use standard Army systems to collect and maintain logistics data regarding similar systems for use by SIPT participants in performing supportability analyses. The Logistics Information Warehouse is the authoritative source for all logistics data and is available at <https://www.logsa.army.mil>. Ensure SIPT members have access to contractor data to perform these analyses.

- q.* Ensure the system training plan is initiated in accordance with AR 350–38.
- r.* Prepare and coordinate interservice support agreements, initiate depot program initiation requirements, and determine whether the materiel system has a mobilization or surge requirement and document in the LCSP, PBAs, and other program management documentation.
- s.* Obtain funds necessary to identify, acquire, and implement the LCSP. If necessary, determine the effects of reduced funds on achieving projected system readiness levels, life-cycle cost (LCC) goals, and overall supportability program execution.
- t.* Ensure supportability is evaluated and that the acquisition program provides sufficient materiel system prototypes or commercial/nondevelopmental items (NDIs) and production items for the logistics demonstration (LD) and supportability T&E to enable a statistically valid sample and basis for estimating sustainment requirements.
- u.* Ensure that supportability is evaluated during the LD, user testing, and validation, and ensure that deficiencies are identified and corrected prior to initial system fielding.
- v.* Ensure the core logistics analysis, core depot assessment (CDA)/source of repair (SOR) analyses, and the inter-service (Joint Depot Maintenance Activity Group) study are initiated as early as possible to ensure statutory compliance at appropriate milestone reviews.
- w.* Include MANPRINT requirements in logistics support strategies, concepts, and plans, and document in the LCSP.
- x.* Designate a post-production software support (PPSS) activity to ensure ILS principles are also applied to software development; monitor software development to ensure supportability; and plan for software support after fielding.
- y.* Support HQDA ILSRs.
- z.* Centralize management of LCCS for TDA training devices when the devices will be authorized at more than one location. Centralized management includes—
 - (1) Planning, programming, and budgeting for resources to support LCCS and to upgrade training devices as tactics and associated weapon systems change.
 - (2) Negotiating, awarding, and administering contracts for LCCS.
- aa.* Employ a Level of Repair Analysis (LORA) methodology using approved modeling tools to develop the initial maintenance concept. This shall be based on economic and noneconomic constraints and readiness requirements. Emphasize the repair strategy throughout the life cycle using engineering estimates that will be refined over time with field experience.
 - (1) The Computerized Optimization Model for Predicting and Analyzing Support Structures (COMPASS) is the Army’s standard LORA model.
 - (2) COMPASS Lone Item Evaluator is not to be used for a system level LORA.
 - (3) COMPASS analysis is recognized as a technically complex endeavor that should be reviewed by the PEO/PM and by an independent evaluator.
- bb.* Coordinate all maintenance allocation charts with the proponent schools.
- cc.* Apply historical lessons learned from accident experience to minimize total ownership costs.
- dd.* Ensure the LCSP, in support of the acquisition strategy, contains exit criteria for each ILS element, key program events, and milestones. Coordinate LCSP exit criteria with the supporting LCMC and test community and integrate in program probability of success model.
- ee.* Ensure design interface supportability analyses are conducted to effectively translate the design from its inception throughout its life cycle.
 - (1) Optimize the logistics support package consisting of other ILS elements to maximize the availability of the system at the lowest LCC.
 - (2) Document results in a LMI system in either military performance specification (MIL–PRF)–49506 report summary or Government Electronics and Information Technology Association (GEIA)–STD–0007.
- ff.* For ACAT I and II programs (recommended for ACAT III) prepare a data management strategy (DMS) as part of the system acquisition strategy (AS).
- gg.* For all ACAT programs, prepare a corrosion prevention and control plan as part of the AS.
- hh.* Ensure packaging functional subject matter experts are included in IPT membership, especially the systems engineering and supportability IPTs.
- ii.* Complete an initial provisioning methodology to calculate a system’s optimal depth and breadth of spare and repair parts at all specified stockage locations in order to meet a system budget constraint or an operational availability goal (see AR 700–18).
 - (1) The selected essential item stockage for availability method model is the only Army approved model for determining provisioning requirements.
 - (2) The selected essential item stockage for availability method analysis is recognized as a technically complex endeavor and recommend that it be reviewed by the PEO/PM and by an independent evaluator.
- jj.* Ensure condition-based maintenance plus (CBM+) technologies, processes, and enablers are integrated into the LCSP as specified by DODI 4151.22.

2-13. Materiel commands

The principal materiel command is the AMC including its subordinate LCMCs (Aviation and Missile Command, LCMC, CE-LCMC, Joint Munitions and Logistics LCMC, and Tank-Automotive and Armaments Command LCMC) and LOGSA. Other materiel commands include the Intelligence and Security Command (INSCOM); the Installation Management Command (IMCOM), the United States Army Corps of Engineers (USACE); the U.S. Army Medical Research and Materiel Command; the U.S. Army Research, Development and Engineering Command; the U.S. Army Space and Missile Defense Command/Army Strategic Command; and the U.S. Army Sustainment Command. The commanders, materiel commands will—

a. Establish an ILS/supportability organization to ensure compliance with primary ILS policies and procedures, and provide matrix support to assigned PMs.

b. Assign an ILSM or PSM, when requested by the PM, to participate in the SIPT during the development, acquisition, and execution of the LCSP.

c. Assist the PM throughout the life cycle of the system, applying ILS principles and using data collected during war time, field exercises, and peacetime operations to continue the analytical effort necessary to optimize logistics support and reduce the logistics footprint at the minimum LCC.

d. In addition, the commander, AMC will—

(1) Support the ILSM or PSM with supportability analysis (SA) and LMI.

(2) Provide SA technical assistance as required to ensure that ILS considerations are applied to the design of new and modified/upgraded systems and are considered in the selection of commercial and nondevelopmental item.

(3) Serve as the DOD SA support activity.

(4) Establish and support military and civilian career development programs for logisticians (ILS managers and specialists) and ILS-related engineers, in coordination with the DCS, G-4.

(5) Provide ILS functional support to the PM through a memorandum of agreement, which will be used to detail the support to be provided.

(6) Participate in the Joint Service Acquisition Logistics Standardization Program.

(7) Provide a representative to the AILSEC.

(8) Provide a single supportability assessment to the ILS manager in support of key milestones to include materiel release based upon the approved LCSP.

(9) Provide technical guidance and support to PMs, vendors, and field Army commands on prevention and control of corrosion.

(10) Support the PM in sustaining deployed materiel (hardware and software) to include supplementing CLS plan for support.

(11) Provide industrial base support to the ASA (ALT) and the PMs in accordance with AR 700-90.

(12) Assist in the development of a BCA in support of the PBL concept.

(13) Provide input to LCSP.

(14) Provide Single Army Logistics Enterprise (SALE) architecture support for sustainment of weapons systems.

(15) Integrate best business practices for PBL strategies.

(16) Ensure interoperability through standardization of technical data and common look and feel for electronic technical manuals and interactive electronic technical manuals (IETMs).

(17) Provide supportability/ILS planning guidance and software tools.

(18) Participate in HQDA ILSRs.

(19) Direct Army Materiel Systems Analysis Activity (AMSAA) to verify technical analyses for ACAT I and II programs as requested by DASA-CE.

(20) Maintain current government and industry standards and participate in the development of new and emerging standards.

(21) Serve as focal point for Army international cooperative logistics.

e. When PBL strategy is selected, the materiel command will take the following actions:

(1) Validate EA portion of PBL BCAs in accordance with AR 11-18.

(2) Verify EA portion of ACAT III programs for the PEO.

(3) Request assistance from the TRADOC cost center, as required.

(4) Review entire BCA for compliance with established Army PBL boundaries and constraints before it is submitted to PEO and ultimately DA.

(5) Review, concur, and submit BCA to the DASA (APL) policy directorate for ACAT I and II programs.

(6) Approve ACAT III BCAs after Army review and concurrence is received.

(7) Contact the organizational PBL Coordinator for additional information and/or to respond to follow-on questions.

(8) Submit collated reports and overview briefing(s) to the DASA (APL), Army Acquisition Executive, and OSD, as required/requested.

(9) Appoint a primary and alternate PBL Coordinator.

(10) Report AWCf depot level repairable/secondary item(s) PBL product support strategies while supporting the PEOs/PMs in reporting system/subsystem/component PBL.

(11) Report AWCf depot level repairable/secondary item(s) through the LCMC to the DASA (APL) and HQ, AMC, Operations and HQ, Medical Research and Materiel Command (MRMC) for medical materiel only.

(12) Consider both system unique and common items.

(13) HQ, AMC will perform an enterprisewide review and analysis of the reports to ensure PBL initiatives are complementary to each other and in concert with Army acquisition concepts.

2-14. Capability developers

The commander, TRADOC is the Army's principal CAPDEV. The CAPDEV for class VIII (medical materiel) is the U.S. Army Medical Department Center and School. Other CAPDEVs include INSCOM and Network Enterprise Technology Command/9th Army Signal Command. This command fulfills roles as a CAPDEV and a direct reporting unit. CAPDEVs will develop operational and support concepts; doctrine, organization, and force structures; and will determine materiel requirements for equipping these force structures. As user representatives, CAPDEVs will ensure that system developmental efforts consider user requirements. To ensure that the supportability program fulfills the needs of the user, CAPDEVs will—

- a. Establish internal policies, procedures, and techniques for implementing this policy.
- b. Conduct applicable supportability analyses and tradeoffs as a function of developing capabilities documents.
- c. Establish logistics requirements, constraints, system design parameters, and systems readiness objectives (SROs).
- d. Conduct an AoA to include alternative operating and system support concepts with specific consideration of performance-based options.
- e. Develop specific, measurable, and testable support-related materiel requirements or parameters based on required logistics, operational performance, LCC goals, and readiness requirements.
- f. Assess the impact of the proposed system on the maintenance capabilities planned for the period in which the system will be introduced.
- g. Assess the concept and technology of embedded and/or system health management with regard to its ability to facilitate the use embedded diagnostics, instrumentation, prognostics, and similar maintenance enablers.
- h. Identify key performance and related support parameters for inclusion in the capabilities documents, to include availability, reliability, maintainability, interoperability, manpower, and deployment footprint, that form the basis of the overall capability of the system to perform and endure in the required mission operational environment.
- i. Incorporate net centric CLOE considerations into capabilities documents.
- j. Incorporate system maintainability, operability, supportability, and item unique identification (IUID) considerations into capabilities documents.
- k. Document the supportability concept and requirements in the initial capabilities document (ICD), capability development document (CDD), and capabilities production document (CPD).
- l. Develop a rough order of magnitude LCC estimate that includes all phases of the acquisition process (through disposal) and document it in the ICD. The LCC estimate will be updated in subsequent capabilities documents.
- m. Prior to milestone B (formal program initiation), designate an ILS lead who will—
 - (1) Form the initial SIPT and prepare the SA.
 - (2) Develop the initial LCSP using the SA, and ensure that the product support strategy is documented in the acquisition strategy.
 - (3) Include the appropriate logistics metrics, criteria, and funding requirements in the acquisition program baseline.
 - (4) Develop supportability testing issues in coordination with the training developer, tester, evaluator, Army Acquisition Logistician, and other program participants; and ensuring the appropriate logistics considerations and test points are documented in the test and evaluation master plan (TEMP).
 - (5) Participate in the SIPT after a PM and ILSM or PSM are assigned to the program.
- n. Participate in decision and program reviews, and HQDA ILSRs.
- o. Inform all program participants of changes affecting the supportability and environmental program planning, and fully consider logistics transformation policies.
- p. Ensure establishment and implementation of training programs by the trainer to develop the skills needed for the operation and support of newly fielded systems and for sustained support.
- q. In coordination with the PM, ensure that user ILS requirements and constraints are coordinated and included in materiel system contractual, solicitation, and source selection documents.
- r. Define transportability and mobility requirements in coordination with the PEO/PM and the surface deployment and distribution command - transportation engineering agency (SDDC-TEA) of the materiel system and assess the unit mobility impact during the development process.
- s. Establish support conditions and requirements for initial operational capability (IOC) date in coordination with the PM and gaining ACOM, ARNG, ASCC, USAR, and DRUs.
- t. Coordinate with the PM in determining the use of contractor support in developing the support concept; and

coordinate, with the supporting and gaining commands, the necessary procedures to implement contractor support, if required.

- u.* Provide a representative to support the AILSEC.
- v.* Participate in developing PBL metrics and desired outcomes.
- w.* Collaborate with PM and ACOMs to review the PBL BCA for the Warfighter before the BCA goes to the PEO for review and concurrence (ACAT I/II) or approval (ACAT III).
- x.* Assist in validating PBL EAs, as requested.

2-15. Commander, Army Test and Evaluation Command

The Commander, ATEC is responsible for testing and evaluating ILS for all Army acquisition programs and will—

- a.* Assess/evaluate operational suitability, to include supportability for all assigned acquisition programs in accordance with Department of the Army pamphlet (DA Pam) 700-28 and DA Pam 700-56.
- b.* Review and recommend changes to requirements/capabilities documents, acquisition plans, supportability strategies, test plans, materiel fielding documents, and integrated program summaries.
- c.* Represent ILS and environmental issues at IPT meetings, in-process review meetings, and other meetings.
- d.* Monitor supportability and operational testing to include LDs.
- e.* Identify supportability problems and their impact and assist in finding a resolution; influence system design to enhancing supportability; and elevate unresolved issues to the OIPT.
- f.* Ensure that the TEMP and evaluation plan adequately address how supportability will be tested and evaluated as part of the performance of the system. Primary system performance suitability metrics will include the following:
 - (1) Availability (materiel/operational).
 - (2) Materiel reliability.
 - (3) Ownership cost.
- g.* Review and comment on technical data received from manufacturers in regard to the acquisition of commercial and nondevelopmental item, where these data may be used to satisfy abbreviated or waiver of formal testing.
- h.* Document the ILS evaluation in the operational test agency milestone assessment report and provide the ILS evaluation input to the ILS manager.
- i.* Provide representatives to the AILSEC.
- j.* Include all applicable support requirements and concepts in T&E programs and plans.
- k.* Test and evaluate the support requirements/capabilities and concepts in accordance with the approved TEMP.
- l.* Develop the logistics supportability T&E concept, objectives, scope, and ILS issues (which addresses the total system including manpower, support item training, provisioning, facilities, test resources, unique concepts, and milestones) and coordinate these with the CAPDEV, the Army Acquisition Logistician, and the independent test evaluator.
- m.* Provide the PM and other program participants with data on similar fielded systems that could influence the supportability requirements.
- n.* Participate in the T&E WIPT, OIPT, SIPT, and HQDA ILSR activities.
- o.* Provide a copy of T&E plans and reports (except supply class VIII, medical materiel) to the DASA (APL) (SAAL-ZL) and other SIPT members. Provide copies for supply class VIII medical materiel to the United States Army Medical Materiel Agency, (MCMR-MMT-E), Frederick, MD 21701-0501. When test reports are not available in time to permit an DASA (APL) or United States Army Medical Materiel Agency assessment for decision and program reviews, authenticated test data will be provided.
- p.* Ensure coordination with PM prior to test to ensure that impacts of testing on the environment are considered and documented.
- q.* Verify technical/operational analyses for ACAT I and II programs as requested by the DASA (APL).
- r.* Conduct an independent review of the PM's LORA and provisioning analysis on selected programs, as appropriate.

2-16. Director, Surface Deployment and Distribution Command-Transportation Engineering Agency

The Director, SDDC-TEA will—

- a.* Provide transportability engineering assistance, deployability analysis assistance, design guidance, and required approvals to PMs, CAPDEVs, and other participants during system acquisition.
- b.* Provide transportability and deployability assessments for CAPDEV and PM throughout the acquisition process. Provide assessments and transportability approvals to the ILS manager for incorporation into the single supportability assessment.
- c.* Ensure liaison with all services and DLA in all transportability matters.
- d.* Participate in SIPTs, as required.
- e.* Ensure transport procedures for new systems are covered in SDDC-TEA guidance.
- f.* Participate in HQDA ILSRs, as requested.

- g.* Provide a representative to the AILSEC.
 - h.* Provide final transportability approval, or provide corrective actions needed to obtain approval, prior to milestone C.
- C. Transportability approval from SDDC-TEA is required before milestone C.

2-17. Trainer/training developers

The principal T/TD is TRADOC. Other T/TDs include AMC, Medical Command (MEDCOM), INSCOM, and USACE. To ensure the ILS program fulfills T/TD needs, these T/TDs will—

- a.* Participate in the SIPT.
- b.* Determine training (including embedded training) and training device requirements in accordance with the Systems Approach to Training outlined in AR 350-38.
- c.* Develop or acquire the training capabilities and coordinate analysis and data requirements with other SIPT members to ensure integration.
- d.* Provide complete initial and/or follow-on training for operation and support of newly fielded systems and for sustained support of fielded systems.
- e.* Determine and submit system training plans to HQ, USACE (CEMP-DA) and gaining ACOM, ARNG, ASCC, USAR, and DRUs for development of training facility requirements.
- f.* Conduct training evaluations to assess compatibility between field operations and training, doctrine, organizations, and fielded systems.
- g.* Provide evaluation, feedback, and lessons learned to doctrine, training and CAPDEVs, and other appropriate action elements.

2-18. Commanders, Army commands, Army National Guard, U.S. Army Reserve, Army service component commands, and direct reporting units

The Commanders, ACOMs, ARNG, USAR, ASCCs, and DRUs will participate in the ILS process by planning for receipt of new, modified/upgraded, and displaced systems. The commanders of gaining ACOMs, ARNG, USAR, ASCCs, and DRUs will—

- a.* Provide advice to the Army Acquisition Logistician, PM, and CAPDEV on matters pertaining to the expected system operational employment and support.
- b.* Negotiate/sign PBA for materiel systems utilizing PBL strategies.
- c.* Coordinate with the gaining PM and LCMC, providing signed copies of the PBA of the fielding materiel systems. The PBA will be provided to the commander, ACOM, ARNG, USAR, ASCC, or DRU; the DCS, G-4 (Logistics Division); and the DCS, G-3/5/7 (Force Structure Division).
- d.* Review and validate the BCA for currency, reasonableness, completeness, and compliance with DOD and Army guidance in partnership with TRADOC.

2-19. Army Integrated Logistics Support Executive Committee

The AILSEC is the Department of the Army's senior forum for representatives of Army organizations to plan, discuss, and resolve ILS/supportability policy issues, concerns, and procedures. The AILSEC provides advice and counsel to the ODASA (APL) regarding development and implementation of the Army ILS program. The AILSEC will serve as the Army's executive level mechanism to—

- a.* Ensure understanding, visibility, and proliferation within the Army of ideas and methods to assure continuous improvement in ILS management and execution.
- b.* Review the ILS process for adequacy and identification of functional requirements, which should be expanded, clarified, or updated.
- c.* Review, recommend, and assist in establishment and implementation of policy and procedures that will improve ILS.
- d.* Establish mid-range and long-range ILS goals and objectives.
- e.* Prioritize ILS tasks that will improve relationships, processes, and communications throughout the Army.
- f.* Identify, review, and recommend resolution of systemic logistics support issues.
- g.* Ensure effective ILS communications, coordination, and responsiveness to supportability initiatives such as PBL, IUID, and so forth.
- h.* Accomplish additional taskings as requested by the ASA (ALT), the DCS, G-4, and the commander, AMC to improve ILS/life cycle logistics processes.
- i.* Develop and monitor life cycle logistics career field education and training requirements for the Army acquisition corps and acquisition workforce. Promote developmental assignments and other training or career opportunities.
- j.* Coordinate and ensure a smooth flow of ILS/supportability information with DOD, Joint Service, and other Service ILS organizations and forums, as requested.

2–20. Other participants

Other participants in the system acquisition process shall provide timely review, approval, or submission of applicable ILS or ILS-related documents and accomplishments and report on the status of tasks identified in the LCSP and associated fielding documents.

Chapter 3 Process and Framework

3–1. Purpose

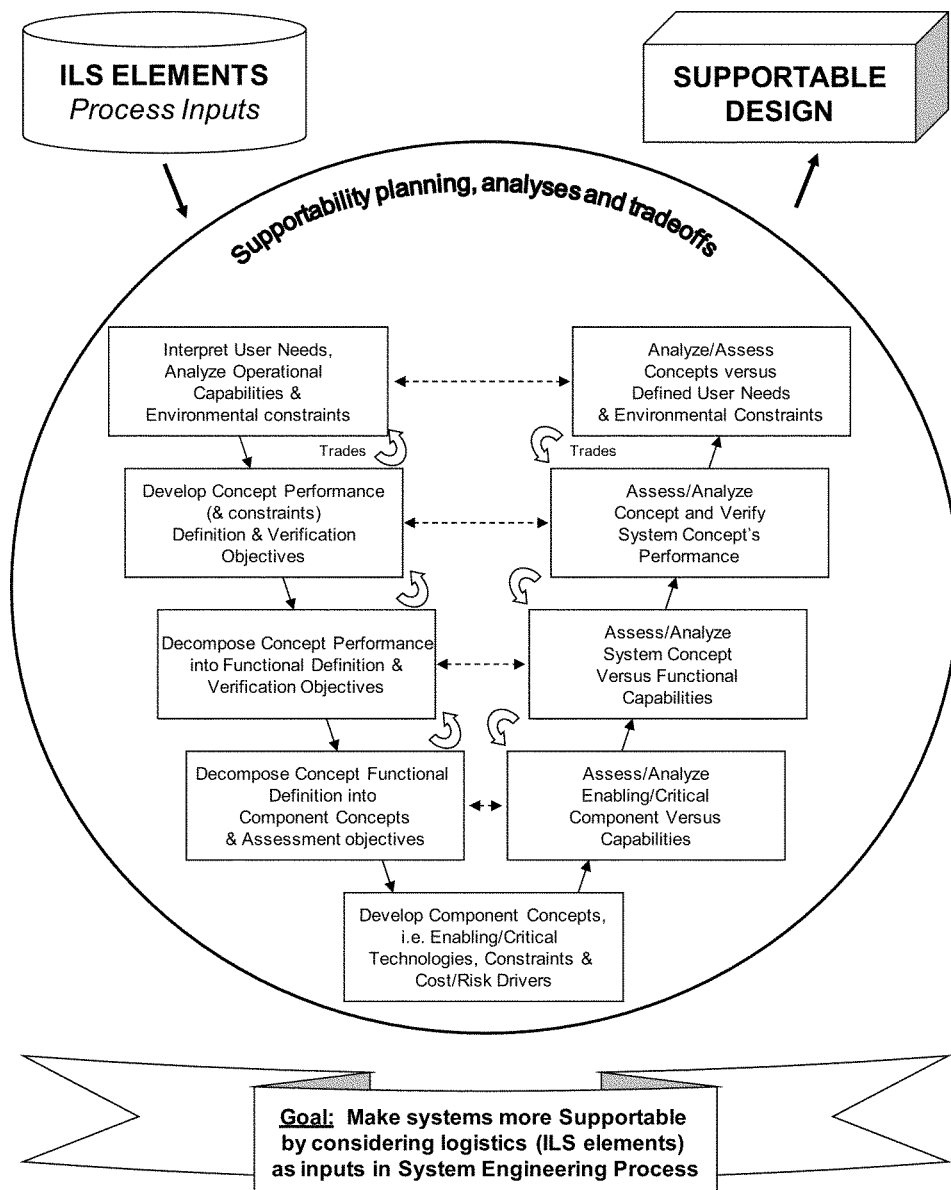
The purpose of the ILS process is to—

- a.* Introduce and sustain fully supportable materiel systems in current and projected environments that meet operational and SROs at minimum LCC.
- b.* Right-size the logistics footprint (demand for logistics).
- c.* Reduce LCC and cycle times.
- d.* Reduce duplication of efforts.

3–2. Process

a. The ILS process is a deliberate, unified and iterative methodology used to develop materiel and a support strategy that—

- (1) Optimizes functional support elements for a system.
 - (2) Leverages existing investments in manpower, systems, equipment, training, facilities, and other resources.
 - (3) Guides the system engineering process using supportability attributes to achieve goals and to—
 - (a)* Identify the support (design the support and support the design).
 - (b)* Influence the best design alternative.
 - (c)* Refine the LCSP.
 - (d)* Influence T&E of both the system and the LCSP.
 - (e)* Resource and acquire the requisite support.
 - (f)* Provide the support to the Soldier.
 - (g)* Improve the support and introduce and support materiel systems.
 - (4) Ensures interoperability of materiel within the Army, DOD and coalition partners.
- b.* The ILS process provides a management framework and technical activities needed to—
- (1) Influence the operational and materiel requirements/capabilities, system performance specifications, integration of sustainability and maintainability as well as the ultimate design or selection of a materiel system.
 - (2) Emphasize supportability early during the system life cycle.
 - (3) Define and refine the required product support during the development and implementation of the LCSP during the system life cycle.
 - (4) Provide best value product support to optimize system operational effectiveness.
 - (5) Obtain readiness and LCC improvements in the materiel system and support systems throughout the operational life cycle.
 - (6) Define the product support requirements best related to system design and to each other.
 - (7) Implement PBL.
- c.* Emphasis is placed on increasing reliability and reducing the logistics footprint, applying the systems engineering process and providing for effective product support using performance based logistics strategies. Figure 3–1 illustrates the ILS framework.



Notes:

¹ The ILS process relies on integrating the ILS framework (process inputs) into the systems engineering model.

² The ILS process is a continuous cycle that is updated throughout the life cycle.

³ The ILS process is a collaborative process that requires the ILSM or PSM to work with other program team members to integrate logistics support elements into the design.

Figure 3-1. Integrated logistics support process

3-3. Framework (ten integrated logistics support elements)

a. The ILS is the process that facilitates development and integration of all of the logistics support elements to acquire, test, field, and support Army systems. From the earliest stages of the systems development, the acquisition strategy and LCSP will ensure that the requirements for each of the elements of ILS are properly planned, resourced, and implemented. These actions will enable the system to achieve the operational readiness levels required by the Warfighter at the time of fielding and throughout the life cycle. The ILS elements are listed in table 3-1.

**Table 3-1
Integrated logistics support elements**

Element	Objective	Description
Maintenance planning	Identify, plan, resource, and implement maintenance concepts and requirements to ensure the best possible equipment/capability is available when the Warfighter needs it at the lowest possible LCC.	Establishes maintenance concepts and requirements for the life of the system to include hardware and software. It includes, but is not limited to, levels of repair, repair times, testability requirements, support equipment needs, training and training aids, devices, simulators, and simulations (TADSS), manpower skills, facilities, interservice, organic and contractor mix of repair responsibility, site activation, development of preventive maintenance programs using reliability centered maintenance, sustainment, PBL planning, and post production software support, and so forth. This element has a great impact on the planning, development, and acquisition of other logistics support elements.
Manpower and personnel	Identify, plan, resource, and acquire personnel, civilian, and military, with the grades and skills required; a) to operate equipment, to complete the missions, to effectively fight or support the fight, and to win our Nation's wars; b) to effectively support the Soldier and to ensure the best capability is available for the Warfighter when needed.	Involves the identification and acquisition of personnel (military and civilian) with the skills and grades required to operate, maintain, and support systems over their lifetime. Early identification is essential. If the needed manpower is an additive requirement to existing manpower levels of an organization, a formalized process of identification and justification must be made to higher authority.
Supply support	Identify, plan, resource, and implement management actions to acquire repair parts, spares, and all classes of supply to ensure the best equipment/capability is available to support the Warfighter or maintainer when it is needed at the lowest possible LCC.	Consists of all management actions, procedures, and techniques necessary to determine requirements to acquire, catalog, receive, store, transfer, issue, and dispose of spares, repair parts, and supplies. This means having the right spares, repair parts, and all classes of supplies available, in the right quantities, at the right place, at the right time, at the right price. The process includes provisioning for initial support, as well as acquiring, distributing, and replenishing inventories.
Support equipment	Identify, plan, resource, and implement management actions to acquire and support the equipment (mobile or fixed) required to sustain the operation and maintenance of the system to ensure that the system is available to the Warfighter when it is needed at the lowest LCC.	Consists of all equipment (mobile or fixed) required to support the operation and maintenance of a system. This includes, but is not limited to, ground handling and maintenance equipment, trucks, air conditioners, generators, tools, metrology and calibration equipment, and manual and automatic test equipment. During the acquisition of systems, program managers are expected to decrease the proliferation of support equipment into the inventory by minimizing the development of new support equipment and giving more attention to the use of existing government or commercial equipment.
Technical data	Identify, plan, resource, and implement management actions to develop and acquire information; a) to operate, maintain, and train on the equipment to maximize its effectiveness and availability; b) effectively catalog and acquire spare/repair parts, support equipment, and all classes of supply; and c) to define the configuration baseline of the system (hardware and software) to effectively support the Warfighter with the best capability at the time it is needed.	Represents recorded information of scientific or technical nature, regardless of form or character (such as, equipment technical manuals and engineering drawings), engineering data, specifications, standards, and data item descriptions. Technical manuals (TMs) including IETMs and engineering drawings are the most expensive and probably the most important data acquisitions made in support of a system. The TMs and IETMs provide the instructions for operation and maintenance of a system. IETMs also provide integrated training and diagnostic fault isolation procedures. The DMS must address data rights and data delivery as well as use of any proprietary data as part of this element.
Training and training support	Plan, resource, and implement a cohesive integrated strategy to train military and civilian personnel to maximize the effectiveness of the doctrine, manpower and personnel to fight, operate, and maintain the equipment throughout the life cycle. As part of the strategy, plan, resource, and implement management actions to identify, develop, and acquire TADSS to maximize the effectiveness of the manpower and personnel to fight, operate, and sustain equipment at the lowest LCC.	Consists of the policy, processes, procedures, techniques, TADSS, planning, and provisioning for the training base including equipment used to train civilian and military personnel to acquire, operate, maintain, and support a system. This includes new equipment training, institutional training, sustainment training, and Displaced Equipment Training for the individual, crew, unit, collective, and maintenance through initial, formal, informal, on the job training, and sustainment proficiency training. Significant efforts are focused on new equipment training which in conjunction with the overall training strategy shall be validated during system evaluation and tested at the individual, crew, and unit level.

**Table 3-1
Integrated logistics support elements—Continued**

Element	Objective	Description
Computer re-sources support	Identify, plan, resource, and acquire facilities, hardware, software, documentation, manpower, and personnel necessary for planning and management of mission critical computer hardware and software systems.	Encompass the facilities, hardware, software, documentation, manpower, and personnel needed to operate and support mission critical computer hardware/software systems. As the primary end item, support equipment, and training devices increase in complexity, more and more software is being used. It is standard practice to establish some form of computer resource working group to accomplish the necessary planning and management of computer resources support. Computer programs and software are often part of the technical data that defines the current and future configuration baseline of the system necessary to develop safe and effective procedures for operation and maintenance of the system. Software technical data comes in many forms to include, but not limited to, specifications, flow/logic diagrams, computer software configuration item definitions, test descriptions, operating environments, user/maintainer manuals, and computer code.
Facilities	Identify, plan, resource, and acquire facilities to enable training, maintenance, and storage to maximize effectiveness of system operation and the logistic support system at the lowest LCC. Identify and prepare plans for the acquisition of facilities to enable responsive support for the Warfighter.	Consists of the permanent and semipermanent real property assets required to support a system, including studies to define types of facilities or facility improvements, location, space needs, environmental and security requirements, and equipment. It includes facilities for training, equipment storage, maintenance, supply storage, ammunition storage, and so forth.
Packaging, handling, storage, and transportation	Identify, plan, resource, and acquire packaging/preservation, handling, storage, and transportation requirements to maximize availability and usability of the materiel to include support items whenever they are needed for training or the mission.	The combination of resources, processes, procedures, design considerations, and methods to ensure that all system, equipment, and support items are preserved, packaged, handled, and transported properly, including environmental considerations, equipment preservation for the short and long storage, and transportability. Some items require special environmentally controlled, shock isolated containers for transport to and from repair and storage facilities via all modes of transportation (land, rail, air, and sea).
Design influence/interface	Participate in the systems engineering process to impact the design from its inception throughout the life cycle, facilitating supportability to maximize the availability, effectiveness, and capability of the system at the lowest LCC.	Logistics-related design influence parameters include the following: –Reliability, availability, and maintainability (RAM) –Human factors –Soldier/machine/software/interface/usability –System safety –Survivability and vulnerability –Hazardous material management –Environmental quality factors such as assessment of air, water, and noise pollution. –Standardization and interoperability –Energy management –Corrosion prevention and control –Nondestructive inspection –Transportability These logistics-related design influence parameters are expressed in operational terms rather than inherent values and specifically relate to system readiness objectives and support costs of the system. Design interface really boils down to evaluating all facets of an acquisition, from design to support and operational concepts for logistical impacts to the system itself and the logistic infrastructure. Design interface includes developing the system to operate in a net-centric environment (for example, CLOE that complies with the AILA).

b. All ILS elements must be developed as an integral part of the system engineering effort and with each other. Tradeoffs may be required between elements in order to acquire a system that is affordable (lowest LCC), operable, supportable, sustainable, transportable, and environmentally sound within the resources available. An ILS checklist is provided in appendix C.

3-4. Integrated logistics support process in the acquisition strategy

a. All acquisition programs, including highly sensitive classified, cryptologic, and intelligence programs, will use the ILS process as a tool to help develop the acquisition strategy. This process may be tailored to minimize the time it

takes to satisfy an identified capability gap. Tailoring will give full consideration to applicable statutes. Applicable logistics statutes include the following:

- (1) Section 2399, Title 10, United States Code (10 USC 2399).
- (2) 10 USC 2460.
- (3) 10 USC 2461.
- (4) 10 USC 2464.
- (5) 10 USC 2466 (50/50 law).
- (6) 10 USC 2469.
- (7) 10 USC 2474.

b. The number of phases and decision points may be tailored to meet the specific needs of individual programs, based on objective assessments, acquisition category, risks, the adequacy of proposed risk management plans, and the urgency of the user. Tailored acquisition strategies may vary in the way that ILS related activities are to be conducted, the formality of reviews and documentation, and the need for other supporting activities. The LCSP will contain exit criteria for each phase, decision point, and milestone and will be reflected in the program's probability of success model.

c. The PM will ensure the completed LCSP is synchronized with the acquisition strategy.

d. When contracting for ILS, the requirements will be tailored according to the acquisition strategy and included in solicitation documents. The contractor will—

(1) Define the approach used to meet the stated ILS requirements in the proposal developed in response to the solicitation. Military handbook (MIL-HDBK) 502, American National Standards Institute (ANSI) GEIA handbook for the implementation of GEIA-STD-0007 and GEIA-HB-0007 should be used as guides for SA. GEIA-STD-0007 provides guidance on data definitions/formats for data products and options for product support data/LMI which must be acquired to support program requirements and MIL-PRF-49506, LMI, and its related data item descriptions provide guidance on acquiring this data in performance terms.

(2) Address the ILS program, including related analytical efforts, as an element of program management/system engineering. Progress will be assessed during periodic integrated functional reviews.

(3) Use the work breakdown structure (WBS) as the format for itemized cost data for the ILS program contract items. Program offices may tailor a program WBS for each program using the guidance in MIL-HDBK-881A. When multiple contractors are providing ILS program contract items, their specific responsibilities will be clearly delineated.

e. The AoA, conducted during the Materiel Solution Analysis for milestone A, and updated for milestone B and milestone C, as required, is an analytical comparison of the operational effectiveness, suitability, and life cycle cost/total ownership cost of alternatives that satisfy established capability needs. The AoA should describe and include the results of the supportability analyses and tradeoffs conducted to determine the optimum support concept as part of the preferred system concept. During the development of the initial LCSP, results of the AoA should be used to do the following:

- (1) Develop the maintenance strategy.
- (2) Identify drivers of logistics footprint that may serve as performance-based metrics during PBL planning and candidates for technology development initiatives.
- (3) Form the basis for the PBL operational feasibility analysis and BCA.
- (4) Design for supportability, with considerations given to reliability, availability, maintainability, compatibility, transportability, interoperability, sustainment, documentation, and MANPRINT.
- (5) Define primary system performance suitability metrics that will be tested and evaluated.

Chapter 4

Performance-Based Logistics Policies and Implementation

4-1. Overview

a. *Purpose.* The purpose of this chapter is to provide Army policy guidance for the conduct and use of PBL as the DOD/Army's preferred product support strategy.

b. *Policy linkage.* The DODD 5000.01 and DODI 5000.02 emphasize performance-based strategies for acquisition and sustainment of products and services whenever practical. The Defense Acquisition Guidebook states that within statutory limitations, support concepts for weapon systems shall use long-term logistics support based on best value over the system's life cycle, and that support approaches be analyzed to provide a basis for a final decision.

c. *Process.* The PBL process requires that the Warfighter and the PM, as the total life cycle systems managers (TLCSM), initially agree upon and document performance-based requirements/outcomes for product support in a PBA. The PBL product support strategy shall meet the Warfighter's operational requirements and be cost effective as validated by a PBL BCA. The PBL BCA process goes beyond cost/benefit or traditional economic analyses by linking each product support alternative to how it fulfills strategic objectives of the program; how it complies with product

support performance measures/metrics; and the resulting impact on stakeholders. Ultimately, the PBL BCA is a tailored process driven by the dynamics of the pending PBL investment decision and independently, without prejudice, identifies which alternative provides optimum mission and support performance given cost and other constraints, including qualitative or subjective factors. Key PBL milestones, decision points, and PBL implementation checklist are located at appendix B.

4-2. General policy

Performance-based product support strategies are preferred for weapon system/materiel that employ either blended (organic and vendor) or vendor support as an integrated performance package designed to optimize system readiness.

a. TRADOC and AMC shall participate in the collaboration, validation, verification, and review process to ensure the operational and economic concerns of the Warfighter and sustainment community, respectively, are appropriately addressed in the PSS.

b. The PBL shall be implemented on all Army ACAT programs where it is operationally and economically feasible and as validated by a Formal (Type II) BCA. PBL may be implemented on systems, subsystems, secondary items, components, assemblies, or subassemblies as well as processes that lead to business process improvements (for example, Lean or Six Sigma improvements on a depot line). PBL shall be considered for implementation on Army ACAT III programs at the discretion of the PM/PEO. For joint programs where the Army is a participant, lead service policies for PBL product support strategies shall be followed unless it conflicts with Army requirements or other agreed upon arrangements.

c. Army PBL criteria requires that the PBL product support strategies for U.S. Army programs shall possess clearly defined, measurable, product support performance outcome(s) that meet Warfighter requirements and expectations. The program shall comply with the new sustainment key performance parameter (KPP), key system attributes (KSAs) and/or at least one of the published DOD overarching TLCSM metrics (or supporting Army metric sub-element(s)). The strategy shall make the best use of Government (organic), commercial or organic-commercial partnership sources to ensure a best value approach. The support strategy shall comply with the Army's published PBL boundaries and constraints. All programs shall have, or plan to have, the following to be considered a valid PBL application:

- (1) Approved and validated Type II BCA or Type I for secondary item level PBL applications.
- (2) Product support integrator(s) (PSI).
- (3) PBA(s).

d. Army PBL Boundaries and Constraints mandates that programs will—

- (1) Be operationally executable and not infringe on the commander's ability to execute missions.
- (2) Comply with Army policy on contractors accompanying the force set forth in AR 715-9.
- (3) Maintain total asset visibility (TAV) of total system to include supporting equipment and spares while providing TAV to the Army in-transit visibility (ITV) network. Ensure that contractors feed ITV servers with data in the required format.
- (4) Comply with DOD policy to use the Defense Transportation System and DOD transportation hubs where practical and where it meets the Warfighter's performance requirements. If other than DOD distribution system is recommended, the DCS, G-4 through the DASA (APL), shall be notified of any intent to use a different distribution system prior to the decision.

(5) Use standard Army Logistics Information Systems, formerly known as Standard Army Management Information Systems. These include: Standard Army Maintenance System-Enhanced, Unit Level Logistics System - Aviation Enterprise, standard Army retail supply system - objective, Property Book and Unit Supply- Enhanced, Transportation Coordinator's Automated Information for Movements System, and Standard Army Ammunition System-Modernized.

(6) Transition seamlessly to the Global Combat Service Support - Army when accepted, and interface completely with the SALE as it develops at the business process/operational architectural level.

(7) Be compatible with emerging doctrine for sustainment operations such as two-level maintenance.

e. A program's PBL strategy shall be addressed at each milestone decision review and is tailored for each individual acquisition system with specific performance goals, roles, responsibilities that shall be detailed in PBAs prior to system fielding.

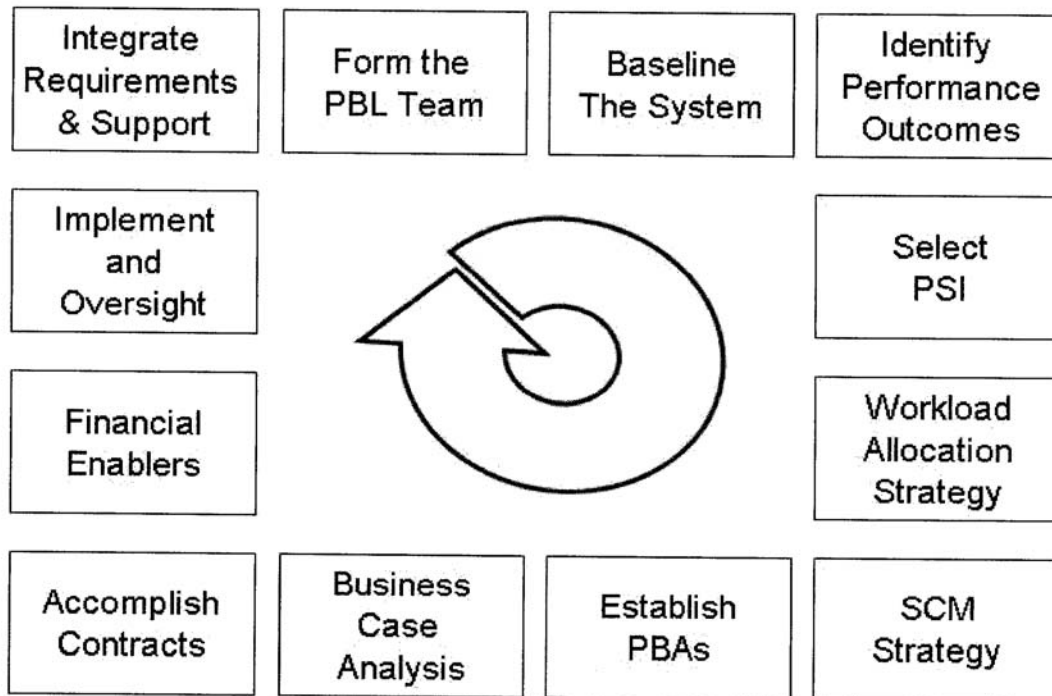
f. PBL shall be executed through PBAs with the Warfighter, PSI, and product support providers (PSPs). See paragraph 4-5.

g. A basic tenet of PBL is the use of high-level metrics that measure support outcome(s). See paragraph 4-9.

h. The PSI(s) shall be assigned to integrate product support for a system under a PBL strategy. See paragraph 4-10.

i. The Army's PBL policies and the layout of this chapter follow the DOD PBL Implementation Model shown in figure 4-1.

PBL IMPLEMENTATION MODEL



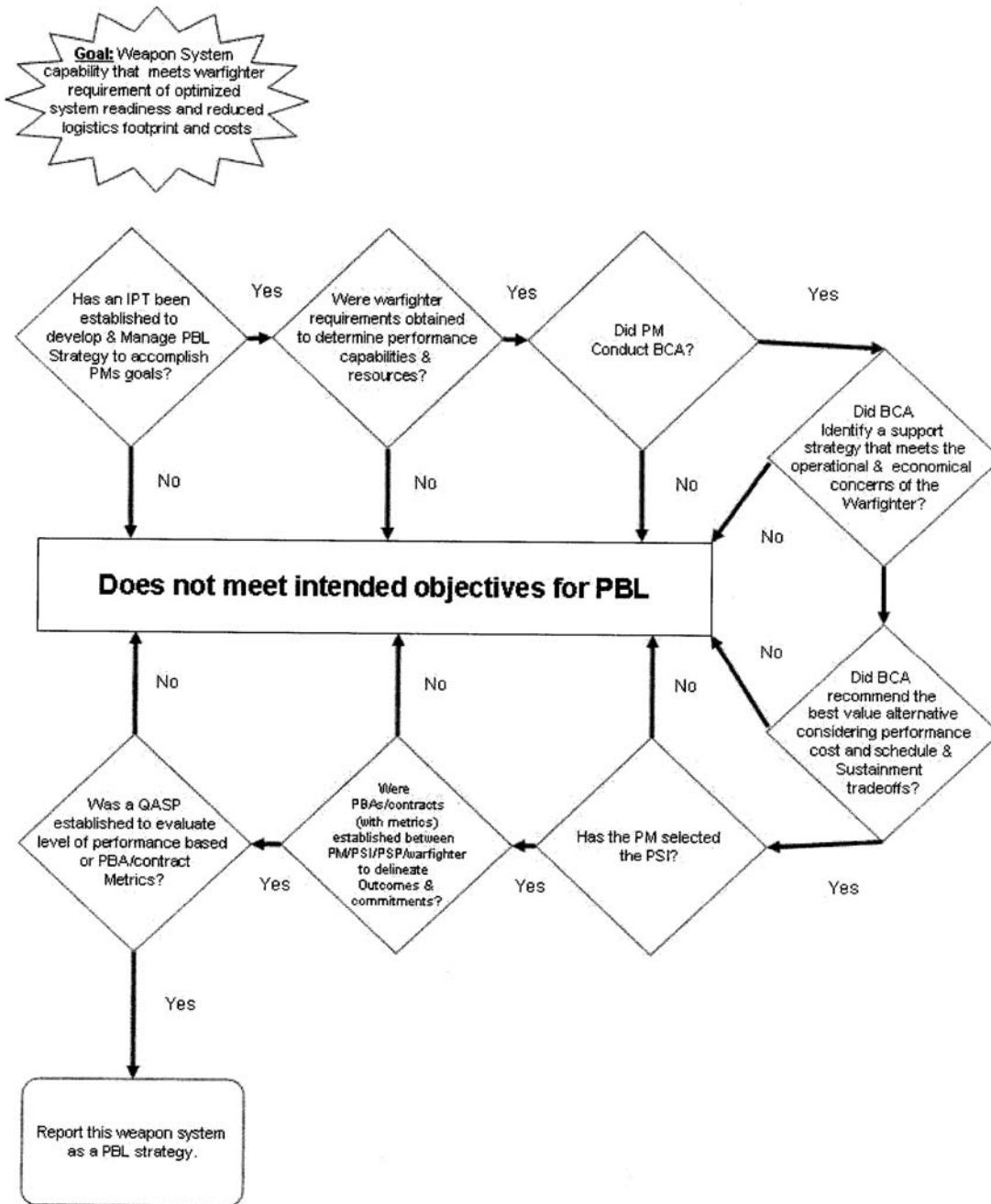
Notes:

¹ The different implementation model actions are not necessarily sequential but shall be synchronized and integrated across and within Army programs and the acquisition and sustainment communities.

Figure 4-1. PBL implementation model

j. Figure 4-2 outlines a PBL implementation process decision flowchart with key milestone/decision points to determine if a product support strategy meets the requirements to be a PBL.

Performance-Based Logistics Implementation Process decision flow-chart



Legend for Figure 4-2;
Quality assurance surveillance plan

¹ Use to determine if the product support strategy meets the requirements of Performance-Based Logistics.

Figure 4-2. PBL process decision flowchart

4-3. Integrate requirements and support

a. An effective PBL implementation begins in the Joint Capabilities Integration and Development System process by focusing capabilities needs on overall performance and linking supportability to performance.

b. Understanding Warfighter needs in terms of performance is an essential initial step in developing a meaningful support strategy. The PM consults with the ASCCs and organizations that support the warfighting combatant commanders. The ACOM/ASCC/DRUs are generally the weapon system customers. Their capability needs shall be translated into performance and support metrics that shall be documented in PBAs and serve as the primary measures of support provider performance.

c. The Joint Requirements Oversight Council (JROC) endorses the implementation of a mandatory availability KPP with supporting KSAs of materiel availability, reliability and ownership cost for all MDAPs and select ACAT II and III programs.

d. As scenarios change and the operational environment evolves, performance requirements may also change leading to a change in the LCSP and PBL methodology. Meeting Warfighter needs and remaining in close alignment with Warfighter requirements and logistics personnel is an essential and continuous process for the PM.

e. To achieve this needed flexibility, PBL strategies shall be implemented through PBAs (for example, contracts, memorandums of agreement, memorandums of understanding, service level agreements that specify a range of performance outcomes and corresponding metrics sufficient to accommodate changes to resources, operational tempo, or other usage requirements. To the extent that they can be defined, the PBAs shall be aligned across various tiers of support, from peacetime training to wartime surge levels and shall occur with minimal contract exclusions, mitigating the need to amend or redevelop the PBL agreements. However, significant variations in usage may not be able to be defined, and may be accommodated by incorporating language for “over and above” services in the agreements.

f. The initial step of determining operational feasibility for PBL for all ACAT systems shall require active participation and collaboration by PEOs, PMs, AMC LCMCs, TRADOC school/centers, Training and Doctrine Command capability managers, Combined Arms Support Command Maneuver Sustainment CAPDEVs, and other stakeholders.

g. PBL strategy requirements also include the following:

(1) Preservation of the organic industrial base core capabilities and 50/50 requirements, as mandated by statutes 10 USC 2464 and 10 USC 2466.

(2) Compliance with all existing statutory, DOD, and Army funding policies and financial guidelines.

(3) That an inherently governmental function shall be performed by Government personnel. (Reference: 31 USC 501 note, Section 5 (2)(A) of Public Law 105-270; see also 10 USC 2383).

(4) Focus secondary item PBL candidates for AWCF-funding on—

(a) Army-managed stocked items having high dollar value and high demand.

(b) Depot level repairs (DLR).

(c) Items with diminishing manufacturing sources and materiel shortages.

h. Only Army industrial base organizations that are funded by AWCF can compete (that is, submit a proposal) in a public private competition under OMB Circular A-76 or Competition for depot maintenance as set out in 10 USC 2469. See Section 8029 of Public Law 109-148. The procedures of 10 USC 2469 shall be observed when there is consideration of competition depot-level maintenance and repair (see 10 USC 2460) when the function is currently performed in an organic depot and the value of the workload exceeds \$3 million. If any change in mode of performance, other than in depot level maintenance and repair over \$3 million that affects more than nine DOD civilian employees, A-76 provisions need to be considered.

4-4. Form performance based logistics team

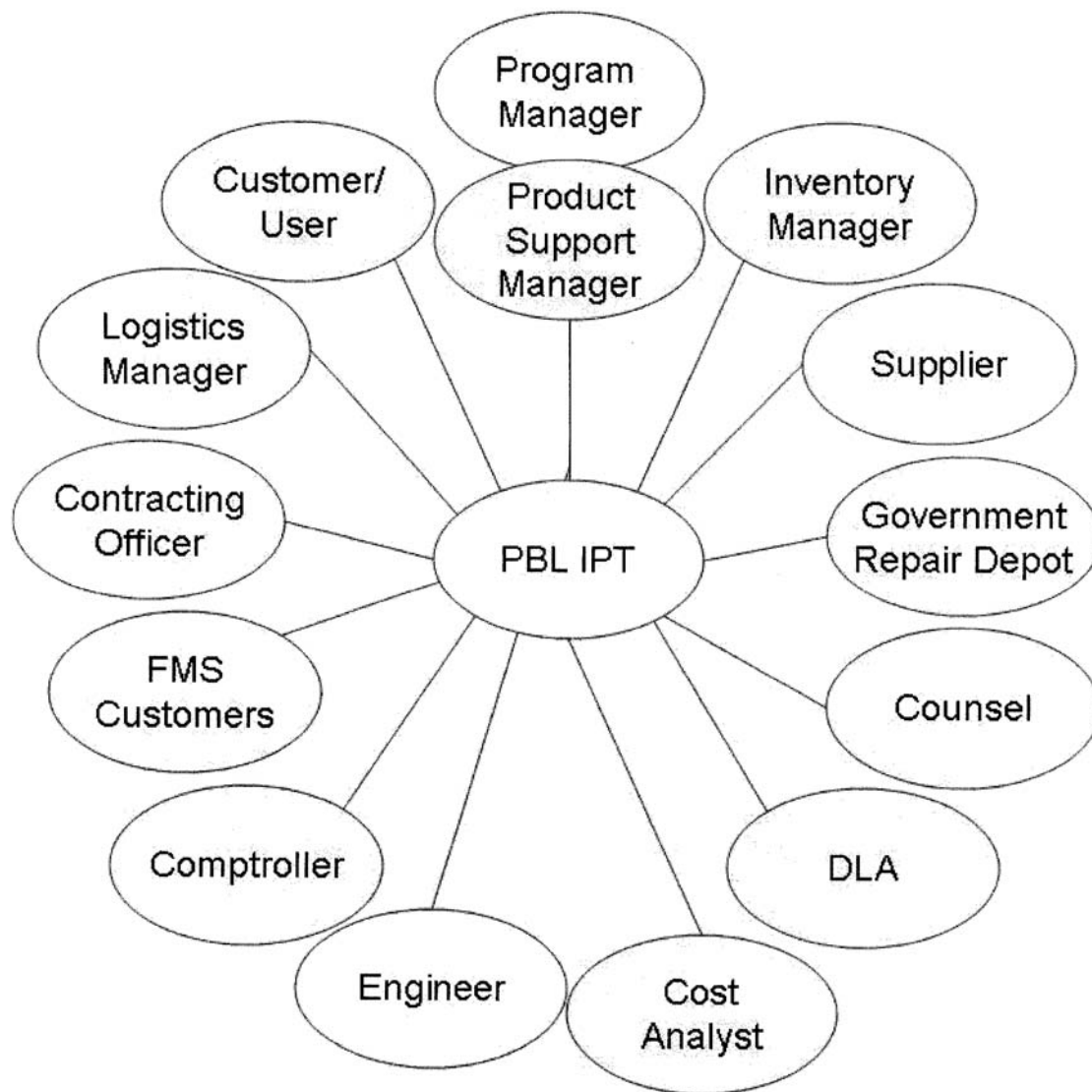
A PBL team should be formed to manage the PBL effort.

a. The team, led by the PM or the PM’s designated PSM or ILSM, shall consist of Government and private-sector functional experts and shall include all appropriate stakeholders, including Warfighter representatives.

b. The structure of the team may vary, depending on the maturity and the mission of the program.

c. Figure 4-3 shows a sample PBL Team set-up using an IPT construct.

A SAMPLE PBL TEAM



Notes:

¹ A team should include representatives from a component command headquarters and logistics representatives from supply, maintenance, and transportation staffs. It could also include representatives from ACOM/ASCC/DRU or defense agencies, as well as engineering, technical, procurement, comptroller, information technology organizations, and contract support. After the team is organized, the members establish their goals, develop plans of action and milestones, and obtain adequate resources.

Figure 4-3. Sample PBL team

4-5. Establish performance based agreements and policy

a. Documentation of a PBA is required in any PBL implementation. Documented PBA(s) between the PM, PSI, and Warfighter(s) that define the system operational requirements (for example, readiness, availability, and response times) are essential. PBAs shall define and include the required support metrics necessary to meet the system performance requirements.

b. The PBAs shall be used to implement an approved PBL strategy on systems, subsystems and components, including secondary items. PBAs shall be binding agreements with specific performance metrics and resource commitments between PBL parties. PBAs shall also include incentives/disincentives, responsibilities, dispute resolution, and termination processes.

c. As performance requirements flow from the Warfighter to the produce support provider (PSP)(s), a PBA may be executed at each of three levels:

- (1) Between the Warfighter and the PM organization (PM-Warfighter).
- (2) Between the PM and the PSI organization(s) (PM-PSI).
- (3) Between the PSI(s) and PSP organization(s) (PSI-PSP).

d. A PBA shall be an agreement between organic organizations, a contract with a commercial entity, or an Industrial Base Support Agreement.

e. In order to plan for funding fluctuations, PBAs shall be negotiated with a range of performance outcomes dependent on commensurate funding levels. PBAs shall include a clause to allow review and renegotiation on a periodic basis in the event of fluctuations/instability of funding.

f. All PBAs shall be updated at least every 5 years from the date of approval or in the event of a major programmatic change. Revisions to PBAs that incorporate major changes to program metrics, support strategy, Army enterprise objectives and/or financial resources shall be approved in accordance with this policy.

g. The following responsibilities for PBA coordination shall ensure that clear lines of authority and accountability are maintained, broad enterprise considerations are evaluated, and flexibility is provided to meet specific program performance requirements.

(1) *Warfighter agreements.* A PBA with the Warfighter shall be prepared by the PM and coordinated with all PBL stakeholders as an essential element of the acquisition and milestone decision review process. The PM and Warfighter (or designated representative) shall be signatories to this type of PBA. The Warfighter PBA shall be approved by the DCS, G-3/5/7 and the DCS, G-4 to ensure HQDA staff oversight and pan-Army considerations.

(2) *Contract-type agreements with a PSI or PSP.* A PBA contract with commercial entities shall follow existing Federal Acquisition Regulation, Department of Defense Federal Acquisition Regulation rules, and DOD acquisition processes for preparation and coordination. Signature authority for these agreements shall rest with the applicable acquisition officials (contracting officers) authorized for each specific program. (See para 4-6.)

(3) *Organic-type agreements with a PSI or PSP.* A memorandum of agreement/memorandum of understanding/service level agreement/Industrial Base Support Agreement-type between organic organizations shall be coordinated within the applicable LCMC/PEO, and signed by the PM and the senior PSI/PSP organization officials for performance commitment. See figure 4-4.

Organic PBA Outline (Example)

- 1.0 Introduction
- 2.0 Purpose
- 3.0 Scope
 - 3.1 Focus
 - 3.2 Requirements
 - 3.3 Evaluation Criteria and Methodology
 - 3.4 General Boundaries and Constraints
 - 3.4.1 Funding Constraints.
 - 3.4.2 Higher level policies and decisions.
 - 3.4.3 Real world situations.
- 4.0 Metrics/Performance Outcomes
- 5.0 General Terms and Conditions
 - 5.1 Terms and Conditions
 - 5.1.1 Business Case Analysis (BCA) Plan and Results
 - 5.1.2 PBA Organizations
 - 5.1.3 Type of PBA
 - 5.1.4 DoD Integrated Customer Support Team (ICST)
 - 5.2 Funding
 - 5.3 Reviews and Revisions
 - 5.4 Incentives
- 6.0 Constraints, Boundaries, and Exceptions
 - 6.1 External Influences
 - 6.1.1 Core Logistics Capabilities
 - 6.1.2 50/50 Rule
 - 6.1.3 Public/Private Competition
 - 6.1.4 Centers of Industrial and Technical Excellence (CITE)
 - 6.2 Product Support Boundaries
 - 6.3 PBL Boundaries and Constraints
- 7.0 Roles and Responsibilities
- 8.0 Funding
- 9.0 Period of Performance
- 10.0 Conflict Resolution and Exit Criteria
 - 10.1 Exit Criteria
 - 10.2 Data Rights
 - 10.3 Conflict Resolution
- Appendix A Acronyms
- Appendix B References

Figure 4–4. Organic PBA outline

h. The LCMC Commanders have AMC signature authority for any PBAs involving their organization in a PSI or PSP role. An LCMC Commander may elect to delegate signature authority within their command to an agent acting on their behalf. If the PM designates an AMC organization as a PSI or PSP, the signature of the LCMC commander (or designee) on the agreement commits the LCMC to achieving the performance parameters delineated in the PBA.

i. To assist in generation of PBAs, a software tool is contained within the System Planning and Requirements Software application and includes an interactive PBA guide. Register and download System Planning and Requirements Software at the following URL: <https://www.logsa.army.mil/alc/logpars/>.

4-6. Award contract — contracting policy

a. All organizations/entities that develop and execute PBL contracts and/or organic agreements along with all other PBL stakeholders shall adhere to contracting guidelines specified by the Department of Defense Financial Management Regulation, the Federal Acquisition Regulation, and Defense Federal Acquisition Regulation Supplement. The Defense Procurement and Acquisition Policy Vault is a central repository of documents that is available for dissemination to the public at http://www.acq.osd.mil/dpap//ops/policy_vault.html.

b. There are no unique PBL Clauses in the Federal Acquisition Regulation and Defense Federal Acquisition Regulation Supplement. However, if there are certain PBL strategies to support the Warfighter requirements, special provisions can be written and incorporated into the PBL contract.

c. All solicitations for implementation of a PBL strategy shall identify the availability of Army maintenance activities to enter into public-private partnerships (PPPs) for performance of work in connection with the solicitation.

d. Government rights, access, and delivery of item-level logistics and technical/product data shall be incorporated into all PBL strategies. Any associated costs for data shall be negotiated up front and included in the PBA contract.

e. Dispute resolution clauses are required within any PBA. It is incumbent upon the parties entering into such agreements to determine how disputes will be resolved and to include those conditions within the PBA.

f. An exit strategy will be included in the event that the performance metrics are not met, the needs of the Government change, or the PSI is unable/unwilling to continue to perform the function. The contract or agreement will contain language requiring “continuity of service” that mandates:

- (1) Uninterrupted support during the transitional phase.
- (2) Exchange of information and/or data.
- (3) Interaction between the incumbent and the new partner/organization.

4-7. Army working capital fund secondary items

a. General provisions.

(1) The PBL strategies for Class IX items will be structured to not adversely impact the solvency of the Army working capital fund-supply management Army account.

(2) A single system/item will not sub optimize other systems/items within the overall Army enterprise. At a minimum, the following areas will be considered when conducting a BCA concerning AWCF cash solvency:

(a) Timing. To ensure the solvency of the Army working capital fund-supply management Army business activity, all expenses incurred and recorded under a PBL strategy will generate and record revenue during the same accounting period, which is generally 1 year. The cost of long-lead items incurred in 1 year (because of the requirement for greater proactive acquisition flow time) could result in revenue generated and recorded from these expenses not occurring until the following year. Revenue and expenses will be balanced within each fiscal year.

(b) Revenue-to-expense ratio. For any Type 1 BCA prepared for a DLR in a PBL arrangement, a revenue-to-expense ratio will be calculated for at least the first 5 years of each proposed alternative. The revenue-to-expense ratio will be greater than or equal to 1.0 in all years. If the ratio is less than 1.0 in any year, a coordinated agreement between the PM and the AMC item manager that addresses the planned cash recovery (for each year where it is less than 1.0) will be included in the BCA.

b. Use of hardware obligation authority and pricing of Army secondary items under PBL PSSs.

(1) Defense Finance and Accounting Service–Indianapolis Center Indianapolis Indiana (DFAS–IN) Regulation 37–1, chapter 13, Part I, gives detailed financial policy, which will be followed whenever AWCF obligation authority is used as a funding source for secondary items. The PBL PSSs require that the latest acquisition costs serve as the basis of the standard price. Any costs included in a PBL strategy that would normally be a component of the commodity cost recovery rate (for example: storage, transportation, item management, and so on.) will be captured for use in adjusting the cost recovery rate and for use in the annual price update process.

(2) HQ, AMC, and the ASA (FM&C) (SAFM–BUR–S) will be informed whenever a PBL effort to be funded by supply maintenance, Army hardware obligation authority is in the planning phase and provided with as much detail on the PSS strategy as is reasonably certain at the time and is requested.

(3) PBL PSSs funded by supply maintenance, Army hardware obligation authority will not be finalized until BCAs have been reviewed and verified/approved by the ASA (FM&C) (SAFM–BUR–S). Draft BCAs will be submitted through HQ, AMC to the ASA(FM&C) (SAFM–BUR–S) at least 6 months before contract award date. Programs will review the BCAs for—

- (a)* The impact on AWCF cash.
- (b)* Full recovery of AWCF costs.
- (c)* The impact on customer buying power.
- (d)* The propriety of the use of hardware obligation authority as a funding source.
- (4) The BCAs should describe the cost control provisions, which will be included in each course of action (COA).
- (5) The BCA will include an AWCF Solvency Analysis, which summarizes the estimated revenue, costs, collections, and disbursements for each COA considered. This information will be separately presented for each fiscal year

and option year during the period of the product support agreement. It will also cover any years thereafter during which outlays are expected to be made pursuant to each COA.

(6) The BCAs will list the specific national item identification numbers for the AWCF-managed secondary items, any services procured in conjunction with the physical inventory of items, and the funding source and amount for each service.

(7) Regardless of formal designation as PBL the guidance in this paragraph shall apply to all secondary item acquisition and overhaul programs that are structured around the results to be achieved as opposed to the manner by which the work is to be performed. Such programs have the following PBL characteristics:

- (a) Operational/logistical outcomes measured by metrics that are contracted for and incentivized.
- (b) Exercise of program management/oversight responsibilities by the contractor or organic PSI/PSP sufficient to accomplish the desired outcomes.
- (c) Partial dependency of the quantity of customer demands on the accomplishment of the metrics.

4-8. Baseline the system — management analysis policy

a. Management analysis. The PEOs/PMs shall arrange for an operational feasibility analysis of each system together with their TRADOC and AMC counterparts. The analysis shall be conducted at the weapon system, subsystem or major assembly level and consider system supportability requirements including combat employment and PBL boundaries and constraints. The PEO/PMs shall facilitate the analysis, gather data and prepare a report in the following format (and submit to higher headquarters, as requested).

- (1) Program/project/product management office name.
- (2) Program/system/subsystem/major assembly.
- (3) ACAT level.
- (4) Assessment results.
- (5) Plan for completing a Type I and Type II BCA.
- (6) Rationale for pursuing (or not) pursuing a PBL approach.

b. Management analysis criteria. The PMs will also use the following criteria to analyze and determine the feasibility of applying PBL as a product support strategy for their program:

- (1) Whether the program is currently supported via traditional sustainment strategy through organic or commercial means.
- (2) Programs involving minimal logistics requirements, such as ‘wooden round’ armaments or products under commercial warranties, will maintain existing support strategies.
- (3) There shall be a minimum of 5 years useful life expectancy for the system in the DOD inventory.
- (4) The Warfighter’s stated capabilities shall be achievable and maintainable under the PBL approach with a high level of potential in achieving an increase in system performance.
- (5) The cost per operational unit of performance (that is, cost per flight hour) shall be capable of being reduced through the application of a PBL approach. Cost reduction potential shall be assessed through application of cost estimating tools, simulations, or cost models.
- (6) The risks associated with implementation of a PBL strategy shall be determined to be low to minimum.
- (7) All costs associated with completing the formal BCA shall be considered an investment to attain future savings.
- (8) Backward plan to ensure adequate funding is available to execute.
- (9) Revise program objective memorandum (POM) estimates as early as possible in the BCA evaluation process, and continue to refine the estimates throughout the BCA process.

4-9. Develop performance outcomes – metrics policy

a. Appropriate metrics shall be developed for PBL contracts and are necessary to construct a PBL arrangement. The metrics must relate directly to the customer’s/end user’s requirement. The metrics data must be easy to gather and must accurately measure and validate the contractor’s performance. The Defense Contract Audit Agency logistics point of contact is a resource to develop metrics. Search performance metrics at the Defense Acquisition Portal at <https://dap.dau.mil/pages/default.aspx>.

b. Current overarching life cycle metrics include: operational availability, mission reliability, cost per unit usage, logistics footprint, logistics response time, and total life cycle cost per unit usage. The JROC also approved the implementation of a mandatory Sustainment KPP (Availability) and two mandatory supporting KSAs (Materiel Reliability and Ownership Cost), which shall be developed for all MDAPs and select ACAT II and III programs. Additional metrics, such as mean down time, customer wait time, and footprint continue to be appropriate sustainment metrics. Materiel Availability is addressed in the Operational Availability section of the PBL Metrics Guide. Materiel Reliability and Ownership Cost are addressed in the Mission Reliability and Cost per Unit Usage Sections of the PBL Metrics Guide, respectively.

c. In addition to the use of JROC-mandated KPP and KSAs, use of at least one of the overarching metrics shall be considered. However, if a subelement is better suited for use in evaluating a PBL strategy for a particular system, use

of that element is acceptable as well. The metric or sub-element selected will be able to measure success or failure of the PSI/PSP's performance. When properly applied, the metrics will ensure successful evaluation of Army PBL efforts.

d. For secondary items, key metrics include stock availability, logistics response time, reduction in procurement lead-time, reduction in overall backorders, reduction in backorders (and the incidence of backorders) of mission essential items, and overall inventory costs. Cost-per-unit usage and other application-specific metrics may also be applicable. Comparison of baseline to current performance metrics will be an iterative process over the term of the PBL strategy. The PM/LCMC will ensure that performance metrics chosen for AWCF secondary item PBL arrangements support and contribute to the PBL performance metrics for the weapon/materiel system they support.

4-10. Select product support integrator(s)

a. The PM shall select PSIs to integrate sources of product support. In choosing the PSI(s), the PM shall first perform a preliminary assessment of available organizations (organic and/or private/commercial sector) capable of performing the PSI function. Search "product support integrator" at the Defense Acquisition Portal at <https://dap.dau.mil/pages/default.aspx>.

b. Identification of the PSI shall include consideration of the following key factors:

- (1) Qualifications and capabilities (integration, and management skills/technical knowledge).
- (2) Operational performance (to include past performance) and ability to integrate and/or deliver the required product support in both peacetime and wartime.
- (3) Cost effectiveness (where support cost is the best value and in the Government's best interest).
- (4) Risk(s) associated with the PSI candidate (for example, operational, legal, contractual, financial, and so forth).

c. The following options represent candidates for performing the PSI role. All four options (or a combination) shall be equally considered:

- (1) Organic entity (for example, depots, LCMC integrated materiel management centers, logistics readiness centers, integrated logistics support centers, Research and Development Engineering Command elements).
- (2) Original equipment manufacturer.
- (3) A third party or fourth party logistics (third party logistics/fourth party logistics (tm)) provider/commercial entity.
- (4) Internal to the PM office (for example, PM, ILSM, or PSM).

d. If it appears that an existing organic organization has the functional capabilities, it shall be asked to submit rough-order-of-magnitude pricing information to perform the prescribed PSI function. If it is determined that the best choice for a PSI is from the private/commercial sector, then standard Federal procurement procedures shall be used to select the private sector firm.

4-11. Develop workload allocation and core logistics – core depot policy

a. DOD policy requires that "sustainment strategies shall include the best use of public and private sector capabilities through government/industry partnering initiatives, in accordance with statutory requirements." (DODD 5000.01. E1.17).

b. Building on the system baseline developed previously, the PM and PBL Team/IPT shall address each discrete workload and assess where, how, and by whom it can best be accomplished while considering statutory (that is, Title 10), regulatory, and pertinent service guidance. In general, support workloads shall include system unique and common subsystems, commodities, and components. Within these categories, there shall be various characteristics to be considered as the workload allocation and sourcing decisions are accomplished, to include the following:

- (1) Applicability of 10 USC to include core, 50/50, and PPP (see para 3-4 for a complete listing of applicable 10 USC).
- (2) Existing support process (for example, contract, organic).
- (3) Existing support infrastructure (in-place, to be developed).
- (4) Best capabilities evaluation (public, private sector market research).
- (5) Opportunities for public/private partnering.

c. The development of an effective support strategy shall consider all of these factors in arriving at best value decisions, using decisions tools, including BCAs, to develop the optimum support sourcing decisions.

d. See figure 4-5 for the spectrum of PBL strategies and paragraph 5-17 of this regulation.

SPECTRUM OF PERFORMANCED-BASED LOGISTICS (PBL) STRATEGIES

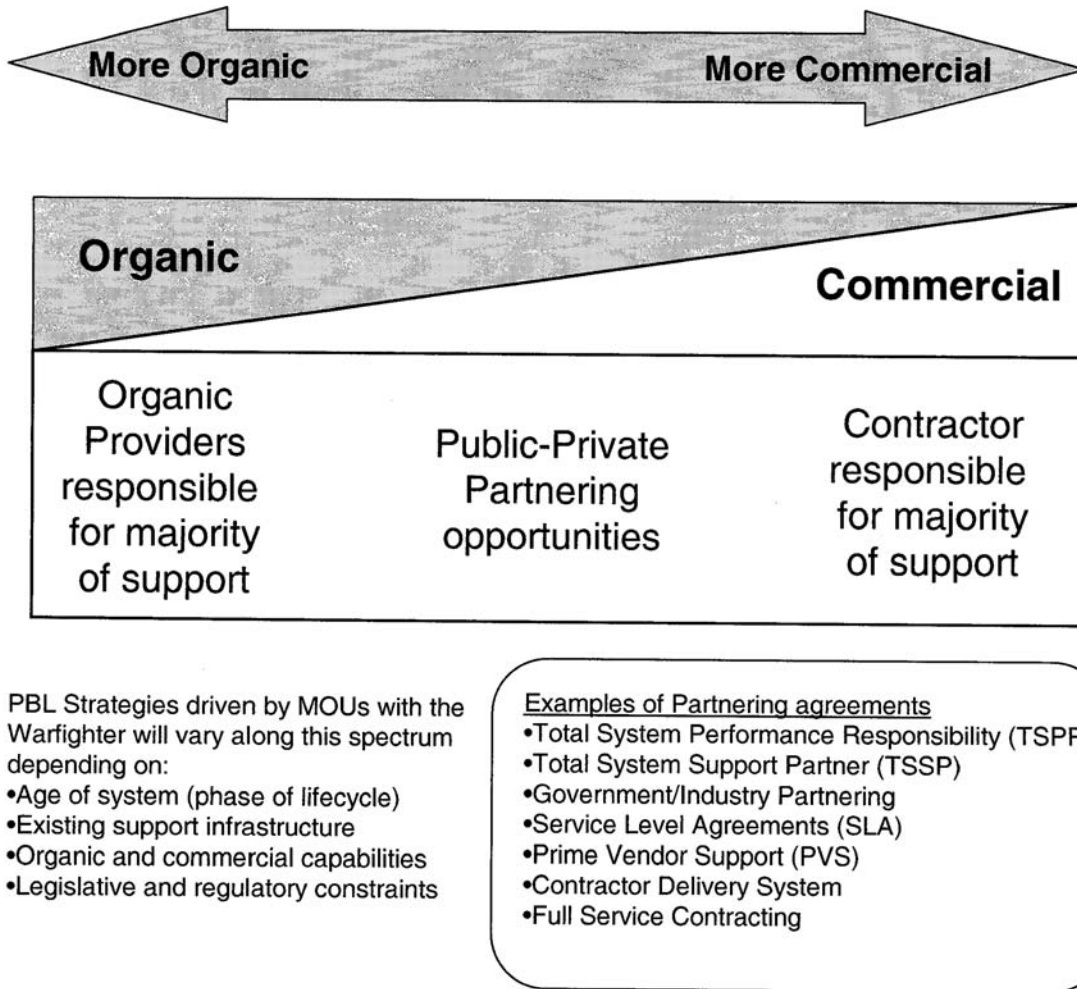


Figure 4-5. Spectrum of PBL strategies

4-12. Develop supply chain management strategies: end-to-end performance based agreements — supply chain management end-to-end performance based agreement policy

End-to-end (E2E) supply chain management (SCM) PBAs establish measurable service performance levels between Army support organizations and their customers at ACOMs. They will also be developed for support to Army customers of other DOD and non-DOD sources of supply. Collaboration among all participants in the support chain establishes mutual expectations for the level of support and how that support shall be provided to the customer. See AR 710-2.

- a. The E2E SCM PBAs are situation and customer specific, but shall accomplish the following as a minimum:
- (1) Document customer requirements and establish mutual expectations.

- (2) Address a specific commodity, service or weapon system end-item.
 - (3) Provide a basis for the parties to review performance data and metrics with the intent of evaluating the effectiveness of the agreement in relation to the cost of the support and what process improvements can improve the support.
 - (4) Take the form of a performance agreement with specific outcomes established.
 - (5) Provide clauses that account for changes in optempo and contingency operations.
 - (6) Recognize funding fluctuations throughout the program and budgeting cycle that may impact performance metrics. In order to plan for funding fluctuations, PBAs shall be negotiated with a range of performance outcomes dependent on commensurate funding levels. PBAs shall include a clause to allow review and renegotiation on a periodic basis in the event of fluctuations/instability of funding.
- b.* Metrics shall be specific and limited to those areas where the supplier has direct control over the process. Metrics may cover factors such as cost, timeliness, stock availability and performance but shall be clearly measurable and under the control of the participants in the agreement. The DCS, G-4 and Combined Arms Support Command shall provide input and process improvement analysis over each metric and process. As a minimum the following shall occur:
- (1) Annual senior level review of E2E PBA performance metrics and evaluation of compliance with metrics over the previous year.
 - (2) Scheduled reviews to coincide with program and budget cycles in order to influence near and long term adjustments to the PBA.

4-13. Develop business case analysis-business case analysis policy

- a.* The PBL BCA is designed to identify costs and weapon system/Warfighter benefits that the DOD and the DA will realize through the initiation of PBL PSSs. This analysis shall determine whether it is in the Government’s best interest to proceed with the proposed alternative for PBL product support. The PBL BCA also assists PEOs and PMs in making decisions among the costs and associated performance benefits of alternative support strategies. It aids the decision-maker in deciding whether to implement a proposed product support arrangement by comparing the Government’s costs and benefits to the associated performance benefits of each option. Performing the BCA is an iterative process. Search “business case analysis” at the Defense Acquisition Portal at <https://dap.dau.mil/pages/default.aspx>.
- b.* Costs and benefits shall be considered for all ACAT programs that expend DA resources. All new ACAT I and II programs shall implement PBL as the preferred product support strategy where a BCA shows it to be operationally and economically feasible. ACAT III programs shall consider PBL at the PEO/PM’s discretion but shall follow this guidance if PBL is determined feasible. Formal analysis, review, validation, and approval are required to justify materiel product support strategies as specified in approval thresholds shown in table 4-1.

**Table 4-1
BCA Approval thresholds (type II (formal) BCAs)**

ACAT Threshold	Collaborate and Validate	Verify and Review	BCA Approval (See note 1)
ACAT I & II	TRADOC, LCMC, DLA, DA	DASA (APL) Staff, HQ AMC, DASA-CE	AAE
ACAT III	TRADOC, LCMC, DLA, DA	DASA (APL) Staff and HQ AMC	PEO/LCMC commander (See note 2)

Notes:

¹ If an initiative is expected to have a high level of visibility, controversy, A-76 impact, or congressional interest, it shall be brought to the attention of the Deputy Assistant Secretary of the Army for Integrated Logistics Support (DASA (APL)) immediately.
² After pan-Army review and concurrence is received from the DASA (APL) and DA Staff.

c. The PEOs/PMs shall first use the Management Analysis Criteria and Army Boundaries and Constraints listed in paragraph 4-2 of this regulation to determine if PBL is a possible product support alternative for their program. Those systems/programs deemed operationally feasible shall undergo BCAs to determine if they meet the criteria for PBL and to decide which specific support strategy meets the Warfighter’s requirements and offers the best operational and economical arrangement. If PBL is deemed feasible, use the BCA Format shown in figure 4-6 and the DOD Product Support Strategy Business Case Analysis Guiding Principles when preparing the BCA. The output of this process can be a feasibility (type 1) BCA and/or a formal (type II) BCA.

(1) *Feasibility (Type I) business case analysis.* A Type I BCA is a short BCA that addresses the best estimates of functional process costs and benefits and shall be started as early in the development process as possible; it has the same format and content as a full-scale or formal (Type II) BCA but is less comprehensive and detailed. It is a starting point in the process of evaluating the feasibility of pursuing potential sourcing/support alternatives such as PBL and is

a key element in establishing negotiation objectives. It is also a tool to develop the product support strategy. In the PBL Acquisition Process, the Type I BCA development shall begin prior to MS A and is further refined for initial submission to the PEO/LCMC prior to MS B for approval. Secondary items will comply with the following requirements:

(a) A Type I (Feasibility) BCA will be performed to justify PBL product support strategies for AWCF secondary items.

(b) The HQ, AMC, Programs will review and verify secondary item Type I BCAs for cost/economic analysis. Each secondary item BCA will be submitted to the HQ, AMC, Operations for coordination/review at least 30 days prior to signature. The HQ, AMC, Operations will staff the BCA with the appropriate HQ, AMC staff elements for an independent review. All BCA documentation will be retained by the LCMC.

(2) *Formal (type II) BCA.* A type II BCA is a full-scale formal BCA that provides a comprehensive examination of expected benefits, costs, and savings that would result from the implementation of alternative product support strategies. Type II BCAs compare the current or projected support alternative to the viable product support alternatives. In the PBL acquisition process, the type I BCA is expanded into an initial Type II BCA early in the engineering & manufacturing development (EMD) phase. The initial formal (type II) BCA shall be completed prior to MS C and/or contract award based upon detailed design.

BCA FORMAT

Executive Summary

Section 1 - Introduction/Overview

Subject, Purpose and Objectives
Background
Organization

Section 2 - Methods and Assumptions

Major Assumptions
Scope and Boundaries
Financial Metrics Used and Defined
Analysis Methodology
The Cost and Benefit Model Used (Explanation of Cost Types and Categories)

Section 3 - Business Impacts

Description of Alternatives
Costs and Benefits Over Time/Financial Analysis
Non-quantitative Factors, Criteria, and Rationale for Their Use
Comparison of Alternatives (quantitative and qualitative)

Section 4 - Sensitivity and Risks

Sensitivity Analysis
Risk Analysis

Section 5 - Conclusions and Recommendations

Conclusions
Recommendations and Rationale
Implementation Plan
Verification

Figure 4–6. PBL BCA format

d. Formal EA shall adhere to the Office of Management and Budget, DOD, and DA regulations and guidance on conducting economic type analyses. An EA is not a substitute for the BCA.

e. The stakeholders include the TLCSM Core Team made up of the PM(s), TRADOC, ACOMs, AMC LCMCs, and PEO(s). The Independent Verification and Review Team consists of the offices of selected DA staff organizations and the ASA (FM&C), DASA (APL), DASA (CE), Deputy Assistant Secretary of the Army for Defense Exports and Cooperation, HQ, AMC and other organizations such as the AMSAA, the ATEC and Army Evaluation Center, and the DLA. The approval team consists of the DASA (APL) and the AAE.

f. The PBL BCA Guide contains process flow diagrams for ACAT I/II and ACAT III PBL BCAs and a PBL BCA life cycle framework that charts BCA requirements against the life cycle model.

g. Initial PSSs for ACAT I and II programs shall be developed by the designated SIPT and/or PSM prior to MSB under the oversight of the gaining PEO or AMC/TRADOC organization(s) for those programs that fall outside the PEO structure (such as advanced concept technology demonstration, and so forth). The product support strategy shall include definition of the metrics that shall be used to define a program's ability to meet future logistics and operational performance requirements.

h. The results of this BCA are analyzed and compared to determine the most efficient and effective means of support. This occurs in the Systems Acquisition phase for MS C. The PEO/PMs shall submit a final draft of their Formal (type II) BCA at MS C as supporting documentation for the Army Systems Acquisition Review Council/Committee and Defense Acquisition Board, as required. They shall then submit their final Formal (Type II) BCA prior to low rate initial production if required for approval prior to the FRP Decision Review as part of the PBL product support strategy approval process.

i. The BCA shall be validated and updated prior to the exercise of a contract/PBA option period when there are significant changes during the performance period/terms of the contract or evaluation period. The Formal (Type II) BCA is also validated and updated post implementation whenever there are major programmatic changes or at least every 5 years. The approval authority for such changes/updates to the BCA shall be the original approval authority.

4-14. Implementation and assessment — performance based logistics reporting requirement policy

a. It is critical that the Army institutionalize a reporting mechanism to evaluate progress and facilitate routine updates to senior Army leadership and the Office of the Secretary of Defense. For product support strategies identified as pending or actual employment of PBL, a standardized report shall be required on a semiannual basis. The Army PBL reporting requirement is established in order to identify a program's current status in applying performance-based product support at the system of systems, weapon system, subsystem, component, and/or secondary item level. The PMs shall also report on PBL strategies that have been determined to be operationally and economically feasible based upon management analysis and/or a Type I (feasibility) BCA. If PBL is determined to not be operationally and economically feasible, an initial report shall be submitted explaining why PBL is not a viable support strategy; no further reporting shall be required unless a future analysis determines potential for a PBL product support approach.

b. This reporting requirement applies to each LCMC PM, non-LCMC PM and direct reporting project manager organization. The reports shall be due on a semiannual basis no later than 30 October and 30 April of each year. DASA (APL) shall send out reminders electronically 60 days prior to the due date to ensure timely reporting. Semiannual PBL reports shall be submitted electronically to the DASA (APL) and HQ, AMC and HQ, MRMC (for medical materiel only).

c. LCMC Commanders, separate PEOs, and DRPMs shall appoint a primary and alternate PBL coordinator at their level and may designate PBL coordinators at lower levels, as desired. Designated PBL coordinators shall be responsible for compiling, verifying, and submitting PBL reports to higher HQDA and shall serve as the single organizational point of contact for PBL reporting. The DASA (APL), HQ AMC and HQ Medical Research and Materiel Command shall also assign a primary and alternate PBL coordinator to ensure PBL initiatives are complementary to each other and in concert with Army acquisition/sustainment concepts.

d. The PEOs/PMs, and LCMCs, in conjunction with other PBL stakeholders, are responsible for ensuring that all programs, processes, and initiatives reported as PBL meet the Army PBL criteria established in paragraph 4-2c. Army PEOs/PMs shall have lead responsibility for system and subsystem/component level PBL reporting with support from the LCMCs. The LCMCs shall have lead responsibility for reporting on nonmedical, secondary item PBL strategies, with support from PEOs/PMs, where applicable.

Chapter 5

Supportability, Integrated Logistic Support Management, Maintenance Planning, and Other Considerations

Section I

Supportability Planning

5-1. Life cycle sustainment plan (formerly supportability strategy)

The LCSP documents the PM's plan for the sustainment strategy of an acquisition program. The LCSP is based upon the ILS framework (ILS elements) and defines how supportability analyses will be used throughout the systems engineering process to design and support the system. The LCSP is a standalone document which is submitted for milestone decision authority (MDA) approval as an appendix to the AS beginning with milestone B. The PM will also include a summary of the LCSP in the main body of the AS. The initial LCSP is prepared by the CAPDEV ILS lead for the system during the Materiel Solution Analysis Phase and is provided to the PM's ILSM or PSM upon establishment of the PM SIPT.

a. The purpose of the LCSP is to methodically gather and review relevant logistics data (SA), assess alternative

system design and support concepts using the SA, document decisions, coordinate plans, and execute the selected logistics support concept. The LCSP will serve as the official record to document the actions taken during the development and implementation of the ILS management process.

b. Use the LCSP to maintain an audit trail of changes that affect—

- (1) Support planning.
- (2) Support budgets, including the LCC estimate and reduction in total ownership costs initiatives.
- (3) Support concepts, support-related goals, and thresholds (including changes in definition).
- (4) Impacts or changes on system readiness objective (SRO), support costs, and ILS objectives.
- (5) Strategy to achieve type classification—standard and full materiel release (FMR) by FRP decision.

c. The LCSP for all ACAT levels will be managed by the PM SIPT and approved by the MDA. The SIPT shall utilize the acquisition strategy for its foundation to ensure supportability is integrated into the acquisition.

d. The LCSP will be updated by the PM; coordinated with CAPDEV, supporting materiel command, Army Acquisition Logistician, the technical and operational testers/evaluators, and other program participants; and will be available 60 days prior to milestone B.

(1) When no PM exists prior to milestone B, the PEO, who is assigned system responsibility, will lead the effort to develop the LCSP.

(2) In cases where there was not a CAPDEV ILS lead, the PEO (or PM if assigned) will develop the initial LCSP.

(3) Programs past milestone B that do not have a LCSP will require one prior to milestone C to address the ILS planning during development, production, fielding, and sustainment.

e. The LCSP will be updated—

- (1) Before milestone decision reviews.
- (2) When new program direction is received.
- (3) When programmatic or funding changes occur.
- (4) Prior to development of solicitation documents.
- (5) Prior to requesting a materiel release position from any agency.

(6) Not more than 3 years from the previous update if there have been any changes to the program that may have logistical impacts.

(7) For substantial changes not easily handled by administrative notification.

(8) When manpower, personnel, training, or logistics support plans change.

f. The minutes of the SIPT meetings will serve as interim updates to the LCSP. The approved LCSP, together with the SIPT minutes, will be the action guide for all ILS program participants. It will be used for the following:

(1) Assigning action items and scheduling completion dates.

(2) Prescribing system acquisition events and processes (such as system engineering, contracting, and MANPRINT) requiring ILS action.

(3) Requirements for support and sustainment of the system after fielding.

g. For Joint Service acquisition programs for which the Army has lead responsibility, the ILSM or PSM will develop a LCSP in coordination with all participating Services. For other programs, the Army representative on the SIPT will coordinate Army input to the LCSP.

h. A LCSP is not required for—

(1) Reprocurement of systems for which a LCSP has been previously developed and is still current, except when there is a new make, model, or manufacturer.

(2) Engineering change proposals resulting in modification work orders that do not change system configuration.

(3) Components having minor logistics impact.

i. The LCSP will include the details of the plan, exit criteria, and the timeline to achieve all program decision points, key events, and milestones to include TC and FMR. (see AR 700–142).

j. The LCSP will include an explanation why organic support cannot be provided for any system requiring contractor support personnel in the forward maneuver area (see AR 715–9).

k. The format for the LCSP is provided in DA Pam 700–56.

l. The LCSP will be utilized to develop the input to the PM's probability of success model.

5–2. Supportability analysis and logistics management information

a. Supportability is a design characteristic. The early focus of SA should result in establishment of support-related parameters in performance terms. As system design progresses, SA will address supportability requirements and provide a means to perform tradeoffs among these requirements and the system design. In order to be effective, SA will be conducted within the framework of the systems engineering process. Examples of these analyses are analysis-use studies, LORA, task analysis, reliability predictions, reliability centered maintenance (RCM) and LCC analysis.

b. The LMI is the support and support-related engineering and logistics data acquired from contractors and a product of SA. Use MIL–PRF–49506 and ANSI GEIA–STD–0007 as contractual methods for acquiring LMI. DOD uses this

data in existing DOD materiel management processes such as those for initial provisioning, cataloging, and item management. If there is a requirement for the contractor to provide data for loading into a Government database, then it will be necessary to specify the required data file format and data relationships as performance requirements for electronic data interchange.

5-3. Integrated logistics support planning considerations

- a.* Apply design interface and other ILS enablers for all acquisition systems through—
 - (1) Improved reliability and maintainability on systems and components.
 - (2) Use of RCM process early in the design process to develop the maintenance plan.
 - (3) Use of system diagnostic and prognostic aids including embedded health management capabilities when cost effective.
 - (4) Use of embedded training for operators, maintainers, and support personnel.
 - (5) Use of simulators, simulations, and innovative training strategies.
 - (6) Optimizing standardization and interoperability.
 - (7) Exploiting standardization and commonality in energy-efficient power sources.
 - (8) Minimizing use of hazardous materials and generation of waste streams.
 - (9) Evaluating environmental quality concerns (air, noise, water quality) from weapon system production, maintenance, operation and disposal.
 - (10) Optimizing use of data-collection programs to verify reliability and maintainability performance.
 - (11) Using IUID/AIT to provide total asset visibility for management of Army materiel.
 - (12) Decreasing logistics footprint through the minimization of special tools and test equipment and unique components.
 - (13) Optimizing modular plug-and-play components
 - (14) Applying intelligent software to automatically compensate for detrimental operational conditions.
 - (15) Designing for the Army's maintenance system. See AR 750-1.
 - (16) Integration of CLOE into new weapon systems procurement; and in major system modifications and upgrades where feasible and cost effective, based on a cost benefit analysis. The Army Guide to CLOE is located at <https://lia.army.mil/cloe/>.
 - (17) Use of the AILA to create a net centric CLOE.
 - (18) Incorporation of SALE business architecture and processes and integration into AILA.
 - (19) Applying historical lessons learned from accident experience to minimize total ownership costs.
 - (20) Implementing the provisions of AR 70-12 to standardize fuel requirements and reduce the logistics burdens of fuel transportation, storage, and control.
- b.* The ILS/acquisition planning activities must be integral to the development of the acquisition strategy to concurrently and integrally be part of the systems engineering for every system.
- c.* Technology insertion strategies will be developed to minimize support burdens, reduce resource requirements, and reduce the supportability risks related to potentially unstable designs.
- d.* Obsolescence and diminishing manufacturing sources and materiel shortages will be addressed proactively as part of a program's support strategy.
- e.* The PM is responsible for developing demilitarization and disposal plans.
- f.* Conventional organic capabilities (for example, the Defense Reutilization and Marketing Service) should be employed for the disposal of surplus assets unless an alternative disposal strategy can be justified.
- g.* Maximum use of existing DOD automatic test system families or commercial off-the-shelf components that meet defined automatic test system capabilities will be used to meet automatic test equipment hardware and software needs based on total ownership cost analysis over the complete system life cycle.

5-4. Resourcing

- a.* The LCC is the total cost to the Government for a system over its entire life and is required for all appropriation categories and all systems. It includes all costs for research and development, investment (production and deployment, to include military construction and site activation), operating and support (organic/contractor personnel, supplies, operations, maintenance, and training) and disposal. This includes direct costs to the system and indirect costs that are logically attributable, regardless of funding source or management control.
 - (1) By milestone A, the CAPDEV will prepare a rough order of magnitude LCC estimate to be included in the ICD.
 - (2) The CAPDEV, in conjunction with the PM office, will refine the LCC estimate by milestone B once the LCSP is defined, and update the operation and support costs in the CDD.
- b.* Affordability plays an important part in program decisions in the identification of capability needs throughout the life cycle. Program affordability is part of the Joint Capabilities Integration and Development System analysis process, which balances cost with performance in establishing key performance parameters. Cost goals are established in terms of thresholds and objectives to provide flexibility for program evolution and to support tradeoff studies.

(1) Cost as an independent variable is an acquisition strategy focusing on cost-performance tradeoffs in setting program goals and formalizes the process to achieve an affordable balance between performance and schedule. Objectives will be set as early as possible but not later than milestone B to manage risks in achieving cost, schedule, performance, and supportability objectives.

(2) Total ownership cost includes all costs associated with research, development, procurement, operating and logistics support, and the disposal of an individual weapon system, as well as other infrastructure or business process costs not necessarily directly attributable to the program. Life cycle logistics program objectives will be established in support of the reduction of total ownership cost program, which identifies operation and support cost targets, total ownership cost drivers, reduction of total ownership cost opportunities, and metrics to measure the cost-reduction progress.

c. The materiel developer will prepare, submit and defend life cycle logistics resource requirements through the planning, programming, and budgeting system process, and track funding for resource execution performance metrics.

5-5. Supportability test and evaluation

The PM must confirm adequacy of the proposed support concept programmed support resources prior to fielding. Evaluation of system supportability issues will be performed using data from contractor, Government testing, and other sources and comparing results of the evaluation analysis against criteria based on stated system requirements and goals. Supportability testing is conducted in the controlled conditions of developmental T&E and in the representative field conditions of operational T&E (see AR 73-1). Supportability testing will stress use of Army personnel skills, support equipment, technical manuals, tools, and test, measurement and diagnostic equipment (TMDE), including embedded diagnostics, prognostics, instrumentation and test program sets projected for the operational environment of the organization to which the system will be assigned. Supportability environmental issues, demilitarization and disposal requirements will also be included in the TEMP and LCSP.

5-6. Supportability testing restrictions

10 USC 2399, places specific restrictions on the use of contractor support during operational T&E of military systems. Contractor support during tests may be utilized only to the extent that it is planned to be used when the system is deployed in combat. This restriction on the use of contractor support during operational T&E may not be waived.

Section II

Integrated Logistics Support Management Structure

5-7. Product support manager

The PSM is an integral member of a program office, reporting directly to the program manager in planning and executing their life cycle management responsibilities.

a. Each major weapon system is required to be supported by a PSM.

b. The PSM is a key leadership position and must be performed by appropriately qualified personnel.

c. Responsibilities of the PSM include but are not limited to the following:

(1) Develop and implement comprehensive outcome-based (readiness-based) product support strategies delivered at the best value operations and support cost for the weapon system, in accordance with Army policy.

(2) Conduct appropriate cost analyses to validate the product support strategy, including cost-benefit analyses.

(3) Assure achievement of desired product support outcomes through development and implementation of appropriate product support arrangements.

(4) Adjust performance requirements and resource allocations across PSIs and PSPs, as necessary, to optimize implementation of the product support strategy.

(5) Review product support arrangements between the PSIs and PSPs periodically to ensure the arrangements are consistent with the overall product support strategy.

(6) Revalidate any BCAs performed in support of the product support strategy prior to each change in the product support strategy or every 5 years, whichever occurs first.

(7) Maximize competition, or ensure the option of competition, in implementing sustainment strategies for long-term operational effectiveness and making balanced use of DOD and industry resources via stable and robust government-industry partnerships.

(8) Serve as the PM representative on the SIPT and in coordination with the CAPDEV for product support implementation and weapons system supportability requirements.

5-8. Integrated logistics support manager

a. The ILSM will be appointed by the PM at milestone B or when a PM is assigned to serve as the focal point for all life cycle management supportability actions related to the acquisition program. The ILSM or PSM will assume responsibility to chair the SIPT from the CAPDEV.

b. Prior to milestone B, or appointment of a PM. The PEO who is assigned lead for the acquisition and development

of the system will designate the ILSM. When a PM is designated, the PM will assign the ILSM. The ILSM representative will participate in early ILS and program decisions and will be a member of the CAPDEV integrated concept team.

- c. The functions of the ILSM include, but are not limited to—
 - (1) Refining the LCSP and updating the LCSP as required throughout the acquisition process.
 - (2) Participating in the market investigation performed to support development of the acquisition strategy and LCSP.
 - (3) Ensuring incorporation of MANPRINT requirements in all supportability planning efforts. The ILSM may serve as the MANPRINT manager when program size, complexity, or other factors permit. When it is not practical for the ILSM to serve as the MANPRINT manager, the two will be aligned to serve mutually supporting roles to prevent duplication of effort.
 - (4) Participating in the Design Readiness Review to ensure that supportability requirements and constraints are considered.
 - (5) Coordinating TMDE support requirements with the TMDE product manager and U.S. Army TMDE activity prior to milestone C (see AR 750–43).
 - (6) Participating in the source selection process. The source selection process is used to evaluate the merits of each proposal relative to the established selection criteria. Proposed logistics concepts and processes will be evaluated in terms of effectiveness (from the user’s perspective) and cost, with the ultimate objective being to obtain best value.
 - (7) Ensuring that PBL is an integral part of system development and sustainment.
 - (8) Conducting supportability planning, analyses, and tradeoffs to determine the optimum PBL and product support strategy.
 - (9) Participating in the negotiation of PBAs with the PSI and the Warfighter.
 - (10) Provide the PM with all ILS requirements for input to contractual actions.

5–9. Supportability integrated product team

a. The SIPT will be established prior to milestone B to support both the capabilities generation and acquisition processes. The CAPDEV/TRADOC will designate an ILS lead who will establish and chair a SIPT at materiel solution analysis for all ACAT I/II and selected ACAT III acquisition programs to conduct initial supportability analysis and coordinate overall ILS planning and execution. At milestone B, or when the PM is assigned, the designated PM ILSM or PSM will assume the responsibility to chair the SIPT.

b. The SIPT members will develop PBL concepts and ILS program documentation and conduct supportability/tradeoff analyses to determine the optimum PBL strategy or ILS concepts. The SIPT will make recommended ILS-related planning, programming, and execution decisions to the PM.

c. The SIPT is a working body. SIPT member roles and responsibilities will be prescribed in the LCSP and will utilize the acquisition strategy as its basis to ensure supportability is integrated into the acquisition. The SIPT must work with other functional groups, such as the T&E WIPT and the Training Support Work Group to ensure an integrated effort.

- d. Membership of the SIPT will include representatives from—
 - (1) PEO/PM.
 - (2) AMC LCMCs.
 - (3) CAPDEVs of all affected TRADOC schools.
 - (4) DLA.
 - (5) USACE.
 - (6) Army Acquisition Logistician (ODASA (APL)).
 - (7) Testers and test evaluators.
 - (8) SDDC.
 - (9) U.S. Army Force Management Support Agency (for basis of issue plan (BOIP) feeder development).
 - (10) Additional logistics subject matter experts, as required.

e. Membership may be limited because of the scope of the program at this time. Chairmanship will transition upon designation of an ILSM or PSM by the PM, and the SIPT membership will expand as necessary. Other Army staff agencies will be considered for membership when applicable. When the Army is the lead service in multiservice acquisition programs, the SIPT will include a designated representative from each of the participating services. A security assistance representative will be included to participate in SIPT meetings on an ad hoc basis whenever it is anticipated that there is a potential for international interest (for example, foreign military sales or international cooperation).

f. For non-ACAT I/II or PEO-managed systems, participation of appropriate commands and agencies will be determined based upon system complexity and requirements.

g. When PBL is implemented for an acquisition program, the PSI will participate in the SIPT with the PM’s ILSM or PSM and provide input into program decisions, reviews, and assessments.

h. An HQDA ILSR may be convened to resolve issues left open through the OIPT process and identify potential

issues at the milestone decision review. The ILSR provides a forum to present the latest status of completed and current issues and the impact on program status. The ILSR will also address strategies for subsequent phases to maximize supportability at acceptable levels of cost and risk and minimize environmental impacts. This ILSR applies to all ACAT I/II and select ACAT III systems being acquired for the Army or other services when the Army is the lead in the acquisition effort. The Army Acquisition Logistician will develop the presentation for the ILSR in coordination with the system ILSM or PSM and other SIPT members. The ILSR will address/assess each element of ILS (using the assessment rating definitions in the glossary), summarizing issues that have been resolved and detailing actions associated with ongoing actions. The scheduling of the ILSR will reflect OIPT initiatives to resolve the issues remaining open.

Section III Maintenance Planning

5–10. Maintenance support planning

a. Maintenance support planning is an integral part of the ILS process and should be detailed in the LCSP as a separate section or appendix.

b. Maintenance support planning is based on the maintenance/logistics concept contained in the requirement document. In developing alternatives and selecting a final maintenance concept, the PM, in coordination with the CAPDEV will evaluate factors such as—

- (1) Compatibility with the Army maintenance system (present and planned).
- (2) Complexity and criticality of the materiel system.
- (3) Mobility and transportation requirements.
- (4) Operational readiness objectives.
- (5) Operational and logistics environment in which the system will operate.
- (6) Support concept for subsystems.
- (7) Projected operating and support cost.
- (8) Resource requirements.
- (9) Requirement for ready to fight, maintenance float, warranty, Army Oil Analysis Program, total package fielding, weapon system designator code, maintenance expenditure limit, and demilitarization instructions.

c. The RCM analysis shall be used to develop the maintenance support plan. See paragraph 5–13.

d. Condition based maintenance plus will be used whenever it is feasible and cost effective. See paragraph 5–14.

5–11. Level of repair analysis

The determination of the repair level within the Army maintenance system is an essential element of the LMI.

a. A LORA shall be performed on all materiel.

b. LORA is used to determine the optimum maintenance levels for repair actions and recovery of the end item and components. The LORA considers availability and requirements for additional tools, support equipment, and skills in intended supporting units.

c. The LORA should address the requirement to minimize additional special tools and test equipment for new equipment.

d. The LORA process should be initiated prior to MS B, and updated at the Critical Design Review and prior to each milestone. Early initiation of the LORA is required to influence design, maintenance, supportability, and provide input into the Core Depot Assessment and Source of Repair Analysis. The LORA will be rerun if the LCSP outlines a transition from interim contractor support (ICS) to the objective support concept. As part of the post deployment evaluation, the LORA will be rerun no earlier than 1 year and no later than 3 years from First Unit Equipped Date, using actual reliability data from fielded equipment.

e. The LORA will be rerun every 5 years throughout the equipment life cycle. The maintenance allocation charts are an output of the LORA, and reflects the approved maintenance concept. See AR 750–1.

f. The COMPASS is the Army's standard LORA model.

5–12. Maintenance task design parameters—system engineering process

Ease of repair in the forward battlefield area is a key design parameter for all Army equipment. The maintenance task design interface must emphasize—

a. Minimizing requirements for tools and test equipment.

b. Use of standard Army sets, kits, outfits, and tools and TMDE to meet tool and TMDE requirements.

c. Reducing required maintenance skill levels.

d. Designing for rapid repair.

e. Redundancy of mission essential functions.

f. Ease of implementing battlefield damage assessment and repair techniques.

- g. Increased availability through an increase in mean time between failure.
- h. Increased availability through reduction in mean time to repair.

5-13. Reliability centered maintenance

RCM is the process that is used by the CAPDEVs and MATDEVs to determine the most effective approach to maintenance. RCM involves identifying actions that, when taken, will reduce the probability of failure and which are the most cost effective. It seeks the optimal mix of condition-based actions, interval (time-based or cycle-based) actions, failure finding, or a run-to-failure approach.

a. The RCM is a continuous process that gathers data from operating systems performance and uses this data to improve design and future maintenance. These maintenance strategies, rather than being applied independently, are integrated to take advantage of their respective strengths in order to optimize facility and equipment operability and efficiency while minimizing life cycle costs.

b. RCM process will be applied and implemented for all systems at the earliest possible phase of and across the total life cycle management structure. The PM is responsible to plan, develop, program, and implement RCM processes and outputs (that is, run-to-failure, failure finding, interval (time-based or cycle-based) actions, and CBM).

c. RCM will be executed using the procedures outlined in the Society of American Military Engineers JA 1011 and JA 1012.

d. LOGSA, AMC, will maintain the single Army database repository for RCM data (to include CBM data).

e. RCM is based on the following precepts:

(1) The objective of maintenance is to preserve an item's function(s). RCM seeks to preserve a desired level of system or equipment functionality.

(2) RCM process is a valuable life cycle management tool and should be applied from design through disposal.

(3) RCM seeks to manage the consequences of failure, not to prevent all failures.

(4) RCM identifies the most technically appropriate and effective maintenance task and/or default strategy.

(5) RCM is driven first by safety. When safety (or a similarly critical consideration) is not an issue, maintenance must be justified on the ability to complete the mission on economic grounds.

(6) RCM acknowledges design limitations and the operational environment. Maintenance cannot improve an item's inherent reliability. At best, maintenance can sustain the design level of reliability within the operating context over the life of an item.

(7) RCM analyses shall be sustained throughout the life cycle.

5-14. Condition-based maintenance plus

CBM+ is a set of maintenance processes and capabilities derived primarily from real-time assessment of weapon system condition obtained from embedded sensors and/or external test and measurements using portable equipment. CBM+ is a maintenance strategy that is derived from an RCM analysis and is an enabler for PBL. The goal of CBM+ is to perform maintenance only upon evidence of need. See AR 750-1 for further guidance.

5-15. System support package

The system support package (SSP) is a composite of the support resources that will be evaluated during an LD and tested and validated during developmental T&E. The SSP includes items such as spare and repair parts, TMs/IETMs prepared in accordance with current military standards, training package, special tools, TMDE, and unique software. The SSP, used to validate the support system, is to be differentiated from other logistics support resources and services required for initiating the test and maintaining test continuity. The SSP must be stressed as a flexible instrument, tailored to the system-peculiar requirements, and related to supportability testing issues. However, once the SSP for any testing phase is developed and coordinated, it should not be compromised. The SSP component list is provided 60 days before testing begins. The SSP will be delivered to the test site not later than 30 days before testing begins.

5-16. Logistics demonstration

The LD(s) are used to evaluate the adequacy of the PM SSP and ensure that the gaining unit has the logistical capability to achieve IOC.

a. The PM will perform a LD as part of developmental testing outlined in AR 73-1 to evaluate—

(1) The supportability engineered and established for the system.

(2) The adequacy of maintenance planning for the system (such as, maintenance concept, task allocation, troubleshooting procedures, repair procedures, and so forth) and its peculiar support equipment.

(3) The technical publications.

(4) The LMI data.

(5) The training and training devices.

(6) Human factors engineering aspects and MANPRINT related to operator and maintainer tasks.

(7) The TMDE, including the embedded diagnostics/prognostics, test program set, and diagnostic procedures in the technical manual.

(8) Common tools and special tools.

(9) Spares and/or repair parts list.

b. The PM will complete a LD on all acquisition programs unless the requirement is specifically waived. If a waiver is necessary, submit a request to DASA (APL) (SAAL-LP), 103 Army Pentagon, Washington, DC 20310-0103 with supporting rationale and an alternate plan for accomplishing LD. A LD waiver will not preclude the requirement for a CAPDEV evaluation of the technical publications.

(1) Early abbreviated demonstrations (EADs) using prototypes may be used to support design changes during the systems engineering process and may include: tailored tests, selected analyses, evaluations, and demonstrations that have been modified for each program. These EADs are used to influence the supportability of materiel during the EMD phase, mitigate risk and provide information to support key milestone decisions.

(a) The EADs will not replace a LD, but may be used to demonstrate selected aspects of the support system if the tasks are performed by representative Soldiers in the presence of the LD team.

(b) The LD team consists of SIPT members that plan, conduct, participate, and observe the LD, to include the materiel developer, CAPDEV, training developer, tester, and evaluator. In these cases, an EAD may establish the satisfactory conduct of a task or tasks. If these tasks remain unchanged during the course of the EMD phase and the SIPT concurs, they need not be repeated during the LD.

(c) The LD report must include those tasks already demonstrated and unchanged during EADs.

(2) The LDs include the nondestructive disassembly/reassembly and a diagnostics/prognostics demonstration of a production representative system using its related peculiar/specific TMDE, tools, training devices, technical publications and support equipment. The materiel and its SSP will be evaluated as a total system, including critical aspects of MANPRINT related to system maintenance that require representative Soldiers (military occupational specialty, grade, and additional skill identifier). The PM shall—

(a) Provide a production representative materiel system for the LD.

(b) Summarize the LD requirements in the system's TEMP (to include any EADs) in part III and resource requirements (Soldiers, materials, facilities, and so forth in part V).

(c) Coordinate the LD requirements through the test schedule and review committee per AR 73-1. This request should occur 6 months prior to the LD date. PMs will coordinate through their ATEC systems team chairperson and independent evaluator by providing the required information for input into the Test Resource Plan.

(d) Develop a detailed LD plan (see DA Pam 700-56) at least 120 days (draft) and 30 days (final) before the LD in coordination with the SIPT.

1. The PM will coordinate LD planning within the SIPT, through the PSM or ILSM.

2. The SIPT will assess readiness for entry into LD and determine the required entrance criteria as identified in DA Pam 700-56. The entrance criteria should include training, task lists, technical publications, test assets, facilities, and test support, in addition to others as deemed appropriate. Validated PTMs are required for LD and must be sufficient for use by representative Soldiers during operation, maintenance, and troubleshooting.

3. Ultimately, it is the PM's decision to enter into LD and accept any risks identified by the SIPT. Failure to meet the entrance criteria runs the risk that the LD will not be completed on schedule or in accordance with the LD plan.

(e) Conduct a diagnostics/prognostics demonstration during the LD to demonstrate that the diagnostic capabilities for the equipment will meet system specifications when fielded. The LD plan must address the diagnostics/prognostics demonstration and plans for fault insertion, to include the failure modes that can be simulated/inserted and insertion method. Faults must be introduced in a safe manner to prevent damage to the test system.

1. The diagnostics/prognostics demonstration will address 100 percent of all known critical faults, introduced into the equipment individually according to the failure modes, effects, and criticality analysis. Additional faults will be selected through a random process weighted to represent predicted failure rates. MIL-HDBK-470 may be used as a reference to determine fault insertion sample size and methodology.

2. Trained military occupational specialty and grade representative Soldiers (with additional skill identifier if required) will use the SSP to detect, isolate, and repair the faults.

3. The times and results will be recorded and evaluated, with the maintenance allocation chart and repair parts and service tools list adjusted accordingly.

4. Remotely accessible diagnostics/prognostic tools will be used to the maximum extent where cost effective.

5. The inserted fault will not be shared with the Soldiers until they have successfully completed the task.

6. The diagnostics/prognostics demo will be conducted as an integrated system, or system of systems, to the extent it is necessary to fault isolate, perform maintenance, and verify that faults are corrected.

c. The LD will be conducted at the earliest opportunity possible but must be completed prior to the full rate production decision and materiel release. The preferred approach for developmental programs is to perform the LD during the EMD.

d. The LD may be tailored based on the acquisition strategy and LCSP. Considerations include commercial off-the-shelf integration, NDIs, and any required ICS. See DA Pam 700–56 for guidance.

(1) If the system or materiel transitions from ICS to the objective support concept after FMR, a LD will be completed for tasks impacted by the transition, and a sustainment readiness review (SRR) will be scheduled to ensure that all logistics requirements have been completed prior to the formal handoff of support responsibility to the user.

(2) A LD is not required prior to contract award for commercial and nondevelopmental materiel.

(3) A tailored LD will not preclude the CAPDEV technical manual evaluation requirement.

e. A LD is not required for ammunition items.

f. Evaluate the related technical and equipment publications for accuracy, adequacy, usability, and consistency with maintenance planning. For ETMs and IETMs, special emphasis must be placed on determining the usability of the ETM/IETM taking into consideration the intended operational environment, skill level of the operator/maintainers, and intended display device for the ETMs/IETMs that is, maintenance support device, personal digital assistance, laptop computer, and so forth.

(1) The preliminary technical manuals (PTMs) will be validated (see AR 25–30) by the contractor prior to the LD. The PTM readiness for LD shall be assessed by a review of contractor provided validation/reports and by government/SME review.

(2) The CAPDEV evaluation is conducted as part of the LD and is a hands-on evaluation of the preventive maintenance checks and services and troubleshooting tasks of PTM for completeness, accuracy, adequacy of content, and usability by Soldiers (not contractors) using a production representation of the related system or equipment.

(3) Changes resulting from the CAPDEV evaluation (of those tasks demonstrated during the LD) shall be summarized in the LD report, incorporated into the PTM prior to the technical manual (TM) verification.

(4) Technical manuals will be verified by the government after LD in accordance with AR 25–30. The LD will not be used as the Government verification of TMs for ACAT I and II programs. For ACAT III programs, a separate LD and TM verification is the preferred method. The LD and TM verification may be combined if deemed low risk and if documented in the LD plan and approved by the SIPT. Both the LD and verification team (PM, LCMC, CAPDEV, ATEC/Army Evaluation Center, and LOGSA) must agree on the strategy well in advance of LD. For ammunition items, the verification of the technical manual may be performed in conjunction with operational testing, in lieu of performing the TM verification as a separate event. If the manual is an IETM, CAPDEV, and LOGSA concurrence with the verification plan is required (see AR 25–30).

g. Prepare a report in coordination with SIPT members summarizing the LD results and recommendations. The LD report will be completed 30 days after conclusion of the LD.

h. A successful LD is the satisfactory completion of all tasks agreed to by the SIPT as documented in the LD plan. A delta LD is required if either tasks from the LD plan are not completed or additional field level tasks are identified as part of the LD.

5–17. Core logistics analysis

a. The PM will conduct a core logistics analysis (CLA) prior to milestone B and document the results in the draft LCSP to meet the requirements of 10 USC 2464 and DODI 5000.02. (Conduct the CLA prior to milestone C for those systems that enter after milestone B.) The CLA determines that a core depot organic repair capability is required when—

(1) The equipment/system requires depot level maintenance as defined by 10 USC 2460.

(2) The equipment/system is essential or strategic to support the JCS mission. (see fig 5-1).

b. The PM uses information derived from the CLA to make programmatic decisions that affect supportability planning and resource allocation. These decisions are translated into actions and are reflected in the LCSP, the acquisition strategy and the Army cost position.

c. The CLA will—

(1) Define the degree to which the program meets 10 USC 2460.

(2) Define the degree to which the program satisfies 10 USC 2464.

(3) Define the degree to which program supports any Army limitations to 10 USC 2466.

(4) Define the degree to which the program will pursue PPP as discussed in 10 USC 2474.

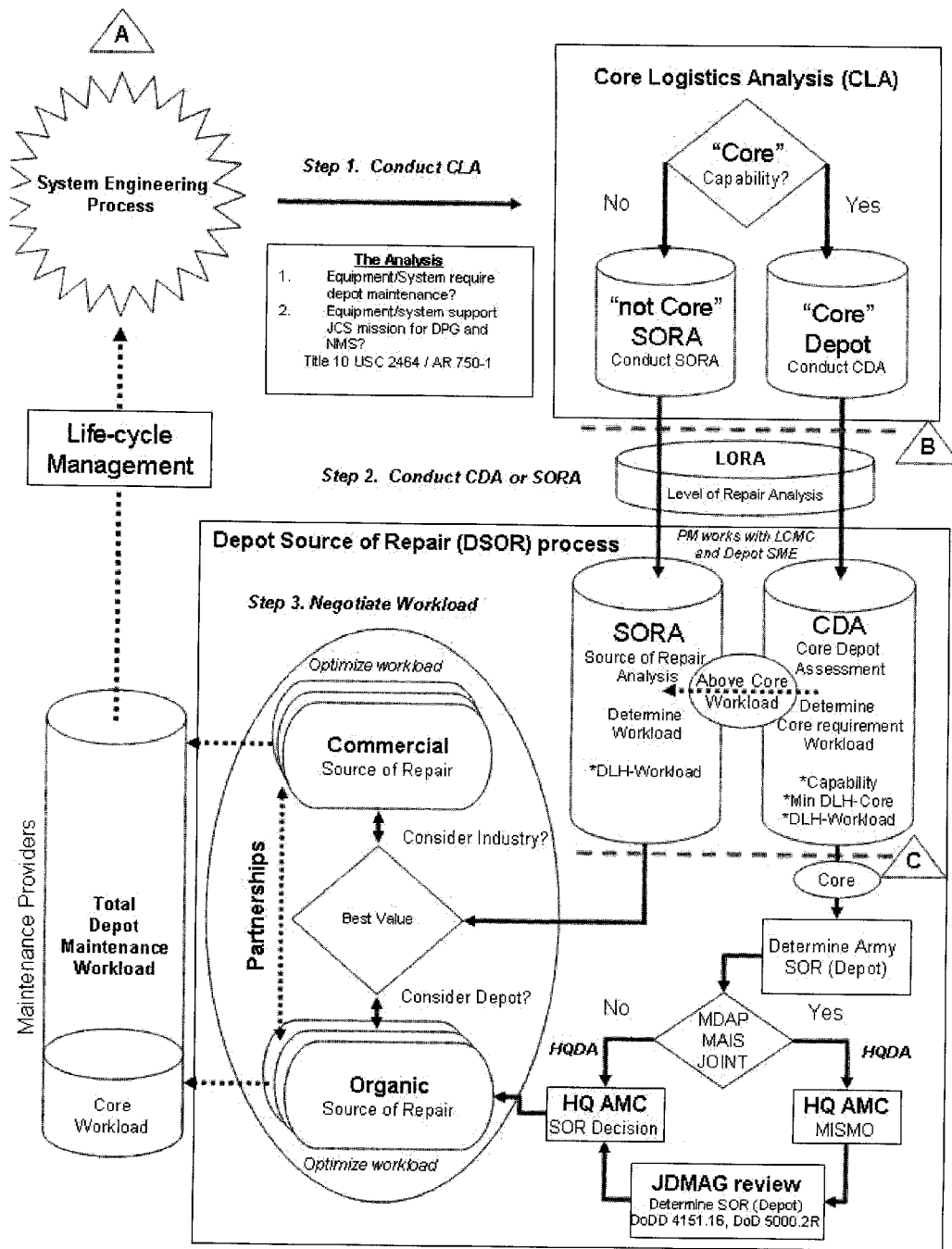
d. The PM will use analogous, engineering or parametric estimates to develop the CLA of a system under development and associated maintenance workload prior to a design being developed for formal analyses.

e. The PM will use the CLA to determine if a CDA is required. When a CDA is required, the PM should request the supporting LCMC assign a candidate depot to the PM for further refinement. The candidate depot will assign a subject matter expert to the PM to help the PM develop its depot maintenance support plan.

5–18. Depot maintenance planning and source of repair determination

Depot maintenance planning and source of repair determination is an integral function of the ILS process.

a. Materiel developers and LCMC commanders will use the depot source of repair (DSOR) determination process outlined in figure 5-1 to determine depot maintenance capabilities, develop direct labor hours (DLH) and recommend depot maintenance workload assignment while ensuring that the Army meets statutory obligations.



Legend for Figure 5-1;

MDAP - Major Defense Acquisition Program

MAIS - major automated information system

¹ A SOR is an industrial complex (organic, commercial contract, or inter-Service facility) with required technical capabilities to accomplish repair, overhaul, modification, or restoration of a given type of military hardware or software.

Figure 5-1. Depot source of repair determination process

b. The PM will document depot maintenance planning actions in the LCSP that include the results of the CLA and CDA or source of repair analysis (SORA) (if applicable) prior to milestone C. The milestone decision authority (MDA) will document all deviations from this policy in the Acquisition Decision Memorandum (ADM) associated with the appropriate milestone.

c. Determine the source of depot maintenance (organic or commercial) based upon statutory requirements first and best value considering mission (peacetime and wartime) and economic considerations second.

d. The PM will conduct a CDA, SORA, or a combination based upon the results of the CLA.

(1) *Core depot assessment.* A CDA is an analytical process, based upon the results of the CLA, that determines whether or not a system can be supported by existing organic capability or requires new capability to: repair, overhaul, modify or restore a system and/or its components. The PM must ensure an organic capability is developed when it does not exist to ensure that the Army/Nation has a ready and controlled source of technical competence and the resources necessary to ensure effective and timely response to a mobilization, national defense contingency situation and other emergency requirements.

(a) The CDA is prepared by the PM with the help of the depot subject matter expert and supporting LCMC and forwarded through the LCMC commander to the MDA for approval. This will normally be accomplished prior to milestone C.

(b) The CDA provides—

1. Capability requirements (equipment, training, and skills) for the new system being introduced into the Army inventory. The PM will establish the required depot support capability within 4 years of IOC.

2. The Direct Labor Hour (DLH) requirement necessary to maintain the core capability once established.

3. The total depot maintenance DLH workload necessary to maintain the system.

(c) The LCMC recommends assignment of an organic depot using the results of the CDA:

1. If the materiel is a MDAP, MAIS, or is a Joint system. The PM will Provide necessary documentation to their supporting LCMC to develop a DSOR decision recommendation; coordinate the supporting LCMC DSOR recommendation through the ODCS, G-4, Director of Army Maintenance (DALO-MNN) and OASA (APL) (Army Acquisition Logistician) to ensure compliance with standards imposed by statutory and regulatory authority; and provide the Army-approved DSOR recommendation to Headquarters AMC Maintenance Inter-service Support Management Office (MISMO) for Joint Depot Maintenance Activities Group coordination. Headquarters, AMC provides the joint coordination with other DOD activities, military services, maintenance depots, and agencies. The PM will provide the necessary assistance to the LCMC and MISMO to coordinate the DSOR with the Joint Depot Maintenance Activities Group.

2. The MISMO will coordinate a final Joint approval with Joint Depot Maintenance Activities Group.

3. The Joint Depot Maintenance Activities Group will review the CDA, the HQ, USAMC recommendation and other factors to provide a recommendation to the Army for final approval. Title 10, USC 2469, requires either use of the Joint Depot Maintenance Activities Group merit-based selection process (when changing from an organic SOR to another organic SOR) or public-private competition (when changing from an organic SOR to a potential private sector SOR) and the value of the depot maintenance/repair work is \$3 million or more.

4. If the materiel is *not* a MDAP, MAIS or is a Joint system; all other programs. The PM will provide their supporting LCMC all documentation required to assign a DSOR and coordinate the proposed DSOR assignment with ODCS, G-4, Director of Army Maintenance (DALO-MNN) and ODASA (APL) (Army Acquisition Logistician) prior to assignment.

(d) The PM will determine the source of repair for all “above core workload” using a SORA and best value.

(e) The CLA and CDA/SORA should be reviewed and updated when—

1. PM modifies the system/equipment.

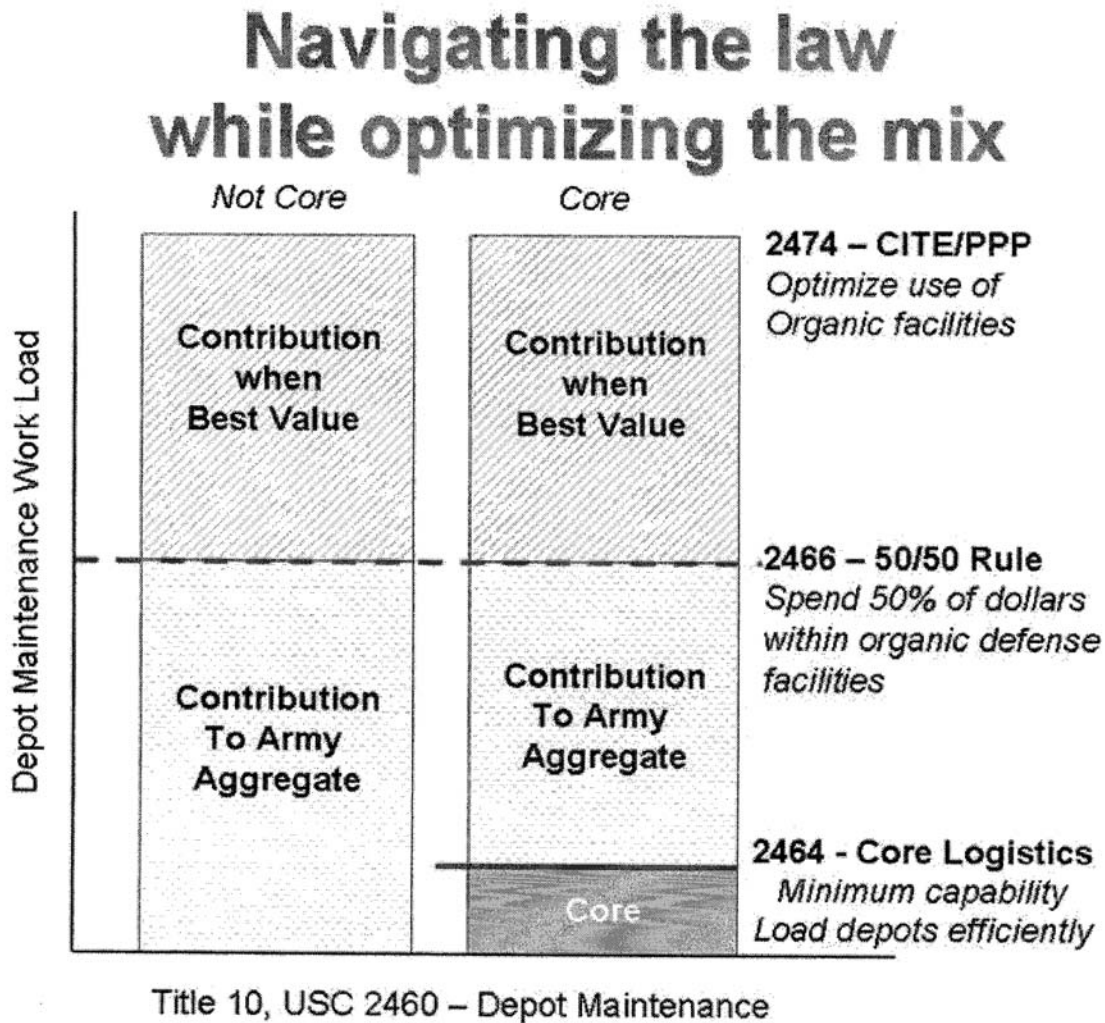
2. PM changes the support strategy, LORA or other pertinent analysis.

3. SOR no longer provides the capability to repair, overhaul, modify, or restore the item.

(2) *Source of repair analysis.* A SORA is an analytical process used to determine the best repair activity for the complete repair, overhaul, modification or restoration of weapon system or nonconsumable components (that is, DLR, LRU, and SRU) for non core workloads. The process considers the maintenance plan, LORA, CLA, repair capabilities of each repair activity, resources and skills. A SORA will use best value analysis to determine the SOR(s). The joint depot maintenance process overseen by HQ, AMC will be used to ensure the organic infrastructure is fully considered in the best value process.

e. The PM will use best value to optimize the workload between organic and commercial sources of repair once the core requirement; statutory guidance (10 USC 2464) has been satisfied. Use of the joint depot maintenance process will aid in avoiding duplication of existing infrastructure. Workload will be shared once statutory requirements (10 USC 2464, 2466, and 2474) have been satisfied to promote partnering, provide an organic and controlled source of technical expertise, skill for mobilization and contingency missions and to develop a ready and responsive industrial base of

commercial vendors. PMs will optimize workload based upon the strengths of each partner and cost effectiveness. Figure 5-2 illustrates the relationship of 10 USC 2460 and 2464, 2466, and 2474 for core and noncore workloads.



Notes:

¹ The law requires the Army to spend at least 50 percent of the depot maintenance dollars in an organic defense facility. The law does not distinguish between a system that has core capability workload requirements and one that does not.

Figure 5-2. Statutory relationships

f. The PMs are encouraged to develop joint Government and industry relationships known as Depot partnering arrangements for accomplishing depot maintenance. There are many types of partnerships which may be established including work share agreements and facilities sharing arrangements. Where a decision is made to solicit industry for the performance of work that includes depot maintenance or repair of weapon systems/equipment, the solicitation should include language requiring public-private partnerships. Performance-based logistics implementation strategies shall include PPPs to satisfy the requirements of 10 USC 2464 or 2469, as applicable, and the solicitation for a PBL shall include language requiring partnership with an organic entity for core (and potential noncore) workload. The benefits of depot partnering to the Government include—

- (1) Increased productivity.
- (2) Reduced cost.
- (3) Reduction in excess infrastructure.
- (4) Improved responsiveness to the Warfighter.
- (5) Built-in surge capability.

g. A depot maintenance support plan must be prepared in accordance with DA Pam 700–56.

Section IV

Supportability Considerations

5–19. Force development documentation

a. The PM, with support from the SIPT, must document system and associated support data that serve as input for preparing FD documentation. This documentation is used to identify Army Warfighter personnel and equipment requirements and authorize force management and structuring activities (See AR 71–32). It is important that the required system-related information be submitted to HQDA in a timely manner to effect successful fielding of the system, particularly with respect to ensuring adequate support facilities, support equipment and properly trained operators and maintainers within the user/Warfighter units.

b. The PM develops BOIP feeder data (BOIPFD) and submits it to the U.S. Army Force Management Support Agency (USAFMSA), a field operating agency of the DCS, G–3/5/7. These data establish the requirement for and distribution plan of new and improved equipment, associated support items of equipment (ASIOE), and personnel for Army Warfighter units. The BOIPFD provides organizational, doctrinal, training, duty position, and personnel information for system operators and maintainers used to develop the BOIP and the tables of organization and equipment (TOE).

c. The Army manpower requirements criteria program provides a means of establishing and justifying the right quantity and mix of maintenance personnel for sustainment of Army materiel. These criteria are HQDA-approved standards used to determine the mission-essential wartime position requirements for combat support and combat service support functions in TOE.

(1) The PM, with support from the LOGSA, is responsible for establishing and maintaining accurate reporting of maintenance man-hour requirements for Army systems throughout the life of the system.

(2) For new systems the maintenance burden is derived from engineering estimates, supportability analyses, and test data.

(3) Surrogate data cannot be used without analytical proof that it reflects the best estimate available.

(4) After fielding, updates for system maintenance man-hours are derived from follow-on test data, actual field maintenance data, and the sample data collection.

d. The PM should invite the United States Army Force Management Support Agency to participate in the SIPT when developing BOIPFD to ensure the timely and accurate submission that result in a HQDA-approved BOIP.

5–20. Commercial and nondevelopmental items

Commercial and NDIs are the preferred acquisition strategy, as stated in DODI 5000.02, and effective implementation mandates innovation in developing support concepts. The primary objective is to provide a system that meets the mission need and is supportable at the lowest LCC.

a. The market investigation (MI) is used to evaluate the potential use of commercial and NDIs in response to the user's need as stated in the ICD and to develop suitability criteria. The ILSM or PSM will participate in the MI to gather information relative to the support concepts in use for an item and to gather data to support O&S cost projections. The request for information that supports the MI will include LMI required to perform a simplified LORA and logistics products such as technical manuals, training aids, parts lists, and warranty program descriptions. The MI results will be used to refine requirements in the capabilities document (ICD, CDD, or CPD) and to formulate the acquisition strategy and associate support concepts. Participation by the ILSM or PSM allows supportability issues to properly be considered as a function of performance and part of the total system concept.

b. The traditional approach of influencing design to minimize support requirements is not generally available for commercial and NDIs. The ILSM or PSM must be effective in quantifying supportability goals and constraints and including them in the performance specification to properly influence source selection. The source selection evaluation board will evaluate the proposals in terms of the specification and determine the cost realism of each. Commercial logistics products and processes will be evaluated during the source selection process to determine their utility to the user and data requirements for the production contract.

c. Timelines and costs associated with support processes often prohibit establishing organic support in time for fielding commercial and NDIs. Commercial support systems will be utilized to the maximum extent possible, taking into consideration cost, readiness, and wartime sustainability. Utilization of ICS as discussed in chapter 6 provides an alternative that should be evaluated in terms of cost/benefit of delivering the mission capability at the earlier date. The ICS requires proper planning and is a strategy that must be approved by the milestone decision authority.

5-21. Manpower and personnel integration with integrated logistics support

The ILS and MANPRINT processes are mutually supporting and will be integrated in materiel development and acquisition efforts.

a. The MANPRINT is a mandatory consideration for attaining the desired level of supportability.

b. A fundamental precept of ILS is that each element will be integrated with every other element. The MANPRINT considerations must be afforded this same management integration. See AR 602-2 for further guidance.

5-22. Environmental impact

a. The requirements for hazardous materials (HAZMAT) in system designs will be kept to an absolute minimum to reduce hazards associated with transportation, storage, operation, maintenance, handling, and future disposal requirements. Materiel maintenance planning will consider, to the maximum extent practicable, the following factors:

- (1) Elimination of virgin materiel requirements.
- (2) Use of recovered materials.
- (3) Reuse of product.
- (4) Recyclability.
- (5) Use of environmentally preferable products.
- (6) Waste prevention (including toxicity reduction or elimination).
- (7) Ultimate disposal.

b. The ILS program participants will ensure that all aspects of the program address HAZMAT potential and minimize all environmental impacts. Potential hazards resulting from the operation, maintenance, and support of the system will be evaluated for environmental quality, safety, and occupational health considerations. These hazards may affect documents such as materiel safety data sheet, operator manuals, and air and water permits as well as effects on local communities. Items documented on the materiel safety data sheet to be procured or adopted as standard items will be processed in accordance with AR 700-141.

c. Costs associated with handling and disposition of HAZMAT will be reflected in LCC estimates. The requirement to reduce the environmental impact of systems applies to both the system's design and supportability of the fielded systems. This requirement is to be satisfied in a manner that minimizes the associated LCC. Four areas will be addressed by ILS program participants as part of the minimization process:

(1) *Pollution prevention.* The focus of pollution prevention will be on elimination or reduction of all forms of pollution at the source. Pollution prevention must be addressed during the design, manufacture, test, operations, maintenance, and disposal of systems.

(2) *Environmental compliance.* Environmental regulations—Federal, State, local, and in some cases international—are a source of external constraints that must be complied with. This involves identifying and integrating them into program execution. Their major impact will occur during the testing, manufacturing, operation, and support of systems.

(3) *Reducing hazardous material use.* Selection of material for products, corrosion prevention, manufacturing, maintenance, and demilitarization processes is critical to their safety, handling, maintenance, demilitarization, and disposal over the life of the materiel.

(4) *Rendering safe procedures.* These procedures focus on risk reduction when dealing with explosive components, radioactive materiel, and other hazardous chemicals or compounds.

5-23. Software

Software associated with a materiel system is an integral component of that system, and software support will be addressed through the ILS program. System modernization involves software upgrades or changes, and post-deployment software support costs can be significant over the course of the system's life. The effectiveness of system software has a direct impact on system readiness. Planning related to software management and support will be detailed in the LCSP. Interrelationships with the other ILS elements will be addressed through the SA process.

5-24. Post production support planning

Post production support plan (PPSP) includes management and support activities necessary to ensure attainment of readiness and sustainability objectives with economical logistics support after cessation of the production phase for a system.

a. The PPSP will be based upon support requirements and concepts established during the materiel development or acquisition phase.

b. The PPSP will be a joint effort involving Government and contractor agencies. Requirements for post production support (PPS) planning must be placed in the EMD statement of work for the contractor to include PPS considerations in source selection tradeoff activities.

c. An initial PPS plan documenting resources and management actions will be completed and included as an annex to the LCSP by milestone C.

d. A final PPS plan will be completed prior to production phase-out and schedules will be established for reviewing and updating PPS planning throughout the life cycle.

e. The PPS will commence prior to the beginning of the EMD phase. This planning will address software change distribution, downloading, installation, and training after system deployment. These considerations will be addressed in the PPS plan.

f. Continuous technology refreshment will be addressed as part of the PPS strategy to provide a means to acquire technologically improved replacement parts and to reduce ownership costs.

5-25. Integrated logistics support after fielding (continuous evaluation)

a. The ILS process will continue after fielding by utilizing data collected from the field and by field-training exercises continuing the supportability process to optimize the support structure and reduce total ownership costs. This effort will continue to be conducted through the SIPT under the PM as the PM exercises TLCSM responsibility (see AR 70-1). Efforts will include conducting post-fielding analysis to identify cost, logistics or readiness drivers, performing LORA to validate the established support structure, and conducting post-fielding assessments.

b. Sustainment readiness reviews will be conducted to address the transition of funding from production to sustainment and to identify supportability issues requiring corrective action.

5-26. System survivability

a. Technical data will be properly coded or marked to identify parts or processes that are critical to system survivability. Support equipment needed to test and verify survivability features must be developed and available for use throughout the life cycle of the materiel system (see AR 70-75).

b. Chemical, biological, radiological, and environmental contamination survivability will be primary considerations in the ILS program for each Army system required to withstand the effects of nuclear weapons effects and chemical, biological, radiological, and environmental contamination. Preservation of survivability features during the entire life cycle is an essential part of ILS planning and will receive full recognition in all aspects of the ILS program.

5-27. Materiel release and materiel fielding

a. The materiel release process as directed by AR 700-142 will be used to ensure that materiel issued to the active Army, Reserve Components, other services/Federal agencies, and security assistance programs is safe, operationally suitable, and supportable.

b. Materiel fielding is a critical portion of each ILS program. Planning for materiel fielding will begin as early as practicable, but before signing a production contract at a minimum (see AR 700-142 and DA Pam 700-142).

c. Total package fielding (TPF) is the Army's standard materiel fielding process designed to provide Army materiel systems to the using units as total unit-level packages. The goal of TPF is to minimize disruption to using units during the fielding process. Under TPF, the materiel developer, rather than the gaining command, budgets for and delivers the new system and initial support. Successful TPF requires advance planning and a fully coordinated agreement between the PM and gaining commands.

d. Unit set fielding (USF) is a fielding concept involving synchronized fielding of multiple systems along with unit training within a specific window of time to reduce the time that a unit is in a nondeployable status. Under the USF approach, the focus is on fielding a fully integrated combat capability. The USF is a complex undertaking and PMs must—

- (1) Report schedule slippages.
- (2) Synchronize production and delivery of the training subsystem.
- (3) Prioritize in accordance with the modernization schedule.
- (4) Provide displaced equipment transportation estimates.
- (5) Ensure funding and fielding of ASIOE.
- (6) Ensure materiel is operational, supportable, interoperable, and deployable before providing such materiel to the units.
- (7) Coordinate installations and facilities requirements.

e. The LCMC will provide a single supportability assessment in support of materiel release based upon the approved LCSP and the Acquisition Strategy. The assessment shall capture assessments from the CAPDEV, tester, LOGSA, AMSAA and other supporting activities. Assessments will be provided in the PM's probability of success reporting for the program.

5-28. Advanced technology demonstrations

a. Advanced technology demonstrations (ATDs) are conducted to facilitate technology transition and should assist the user/operator to better understand the technology and to formulate better requirements before entering development. The PM ILSM or PSM will participate in demonstration or experiment development/formulation to enable support concepts to be developed as experience with the technology is gained and to properly influence resulting requirements documents.

b. Experimental/demonstration items used in the ATDs will, at times, be retained for use by field units while an objective system is either procured or developed. These items remain the responsibility of the PM for management purposes, and interim support measures must be developed, funded, and put in place based upon the use of the system.

c. These experimental/demonstration items cannot be left with the field unit after the demonstration is complete until a materiel release is processed (See AR 700-142).

5-29. Sustainment readiness review

a. The SRRs are post deployment reviews to assess the performance of the support system for a weapon system or an equipment item.

b. Sustainment readiness reviews—

(1) Evaluate the actual performance against predicted performance parameters outlined in the LCSP including all performance based agreements.

(2) Encompass all areas of logistics and sustainment that include the elements of ILS, funding/resources, readiness/availability, contract logistics support and performance based logistics.

(3) Review the fielding of a system with focus on the support system.

(4) Recommends changes to the support system and updates the LCSP.

(5) Addresses issues on the get well plans for systems under conditional materiel release.

(6) Provides a mechanism to evaluate effectiveness and suitability over the life cycle.

(7) Provides the user with the opportunity to address support/sustainment and fielding issues.

c. There are generally three types of SRRs: fielding, postfielding, and weapon system review (WSR).

d. A fielding SRR reviews the fielding of the system (formal after action review) with focus on the support system.

(1) The purpose of a fielding SRR is to—

(a) Measure how well the system was fielded.

(b) Improve future equipment fieldings.

(c) Report and resolve outstanding operational and developmental performance deficiencies identified at the full-rate production decision.

(2) The fielding SRR is conducted by the PM with the gaining command at the unit location or location designated by the gaining command.

(3) The fielding SRR normally occurs after completion of the system fielding but prior to IOC.

(4) The PM will schedule and run the fielding SRR using the formal after action review (AAR) process and should include key members of the gaining command, materiel fielding team staffs and AMC. Lessons learned from the AAR should be documented using a gaining command fielding evaluation; DA Form 5666 (Gaining Command Fielding Evaluation) and a materiel fielding team after action report; DA Form 5680 (Materiel Fielding Team After Action Report), incorporated into future fielding's and shared with the program executive officer for trend analysis.

e. A postfielding SRR reviews the performance of the support system.

(1) The purpose of a postfielding SRR is to—

(a) Ensure that the support system is working effectively throughout the life cycle.

(b) Measure how well the support system performs against the plan (LCSP).

(c) Recommend adjustment to the support system when not achieving the desired readiness/availability outcomes.

(d) Recommend design changes based upon RMS data.

(e) Review unresolved materiel release conditions.

(f) Optimize program resources.

(g) Review transition plans from ICS to the objective support concept.

(h) Report and resolve outstanding operational and developmental performance deficiencies identified at the full-rate production decision.

(2) The postfielding SRR is conducted by the PM or responsible sustainment agency, chaired by DASA (APL) (when ACAT I, II, and selected III programs) and includes DASA RI, HQDA, DCS, G-4, HQ AMC, supporting

LCMC, Army Sustainment Command and Research and Development Engineering Command, ACOMs/ASCCs/DRUs, CAPDEV, ATEC, and appropriate members of the ARSTAF.

(3) The postfielding SRR will be held at HQDA or a location directed by HQDA.

(4) The postfielding SRR normally occurs at full operational capabilities and at least every 5 years after IOC. It may also occur—

(a) When directed by OSD (if MDAP), the MDA or LCMC commander.

(b) When precipitated by changes in requirements/design, performance or support problems.

(c) When a system does not achieve DA readiness/availability goals.

(d) When requested by an ACOM/ASCC/DRU.

(5) When a postfielding SRR occurs, the PM will, at a minimum, include the following:

(a) Cost and performance parameters identified in the CPD in place at the time of the full-rate production.

(b) Field performance data suitable for comparing the CPD capabilities with the field performance.

(c) The PBA/Contract performance requirements compared to actual performance data of the provider(s).

(d) Product improvements incorporated.

(e) Configuration control.

(f) Status of each item within the ICS to objective support concept transition plan. The transition plan must be included as part of the LCSP and is required to achieve FMR per AR 700–142.

(6) Contractor field support representatives (CFSRs) will be reviewed as part of postfielding SRRs.

(a) When CFSRs are used as part of an approved support strategy for LCCS, the CFSR support will be reviewed during contract renewal or renegotiation.

(b) When CFSRs are being used to supplement organic support, an SRR will occur annually to review the CFSR support and planned transition.

1. The SRR will include a joint strategy between the PM and AMC to transition from CFSRs to logistics assistance representative (LARs) detailing timelines and funding. This will require the PM and AMC working together early on to gain user satisfaction and confidence.

2. The PM and AMC joint strategy will include a written endorsement from all affected ACOMs indicating their concurrence or nonconcurrence with the transition strategy.

3. Any problems preventing the transition from CFSRs to LARs will include a transition plan with timelines and associated resources required to complete the transition.

f. The WSR is the forum for life cycle weapon system and equipment funding requirements to be presented for cross program evaluation group (PEG) review and integration in preparation of the development of the program objective memorandum (POM)/program budget review. The WSR will be the primary opportunity for the PM and the LCMCs to present their current and emerging requirements to the PEGs.

(1) The WSR is quad-chaired at the colonel/GS–15 level by the ASA (ALT) Acquisition and Systems Management (SAAL–ZS); the Deputy Chief of Staff, G–8 (DCS, G–8) FD; the DCS, G–4; and the DCS, G–3/5/7. The chairpersons will be the systems management directors within SAAL–ZS and the joint capabilities area division chief within the DCS, G–8 of the systems being reviewed; the Director for Logistics Policies, Programs and Processes within the DCS, G–4; and the Assistant Director of Training in the DCS, G–3/5/7.

(2) During each system's review, the quad-chairs will assess the requirements presented by the PM to determine if there are information gaps that will require follow-up, and if the new and emerging requirements should be incorporated into the respective PEG for programming consideration during POM/program budget review. All PEGs and planning, programming, budget, and execution integrators are invited to participate in the WSR. It is not the mission of the WSR to validate requirements and/or funding changes.

(3) Deputy Assistant Secretary of the Army (Plans, Programs, and Resources) will develop and coordinate the overall WSR process in a yearly letter of instruction, schedule of reviews, video-teleconferences and corresponding conference rooms and record and summarize the outcome of each WSR. The letter of instruction will provide detailed guidance for that year's WSR.

Chapter 6

Contractor Logistics Support

6–1. General

a. *Terminology and definitions.*

(1) *Organic.* Any logistics support performed by a military department under military control, using Government-owned or -controlled facilities, tools, test equipment, spares, repair parts, and military or civilian personnel, is considered organic support. Logistics support provided by one military service to another is considered organic within DOD.

(2) *Contractor logistics support.* Logistics support of Army materiel performed under contract by commercial organizations (including the original manufacturer) is considered CLS. Support provided may include materiel and facilities, as well as services, in the following areas:

- (a) Supply and distribution.
 - (b) Maintenance.
 - (c) Training.
 - (d) Software support.
 - (e) Rebuild/overhaul.
 - (f) Modification.
 - (g) System support.
- b. CLS policy.

(1) Technical data or Government access to the technical data will be acquired to permit competitive procurement of CLS whenever feasible and affordable.

(2) The materiel developer (MATDEV), in coordination with the materiel command, is responsible for centralized contractor support management, including programming, budgeting, contract negotiations awarding, and administration.

(3) Systems should be developed so that routine assignment of contract support personnel is not required in the battlefield. If this is not possible, then the requirement for contract support personnel in the battlefield must be minimized and well justified in accordance with AR 715–9.

(4) Contractor support must be integrated with the defense logistics chain and defense standard systems.

(5) Requirements for continuation of contractor support in wartime scenarios and contingency operations will be assured through inclusion of a wartime contingency clause in the support contract. Contractors must ensure a seamless and transparent transition from in-garrison to deployment support.

6–2. Application of contractor logistics support

The CLS may be performed as planned ICS or as planned LCCS.

a. ICS is the use of commercial support resources in lieu of organic capability for a predetermined amount of time (goal is not to exceed 3 years). This includes the use of contractor support for initial fielding.

b. LCCS is a method of providing all or part of a system's logistics support by contract, with the intention of continuing this support throughout its life-cycle. The LCCS differs from ICS in that it is a support concept rather than an acquisition technique. To ensure compliance with 10 USC 2464, PMs must not apply LCCS to any depot maintenance work load associated with required core capabilities.

c. Normally, ICS is paid for with procurement funds and LCCS is paid for with Operation and Maintenance, Army funds.

6–3. Planning

a. The Army will acquire CLS when CLS is cost effective and when such coverage can be tailored to meet the intended conditions of use in geographical locations and storage of the item. Army CAPDEVs will identify desired performance characteristics which are measurable as part of a system PBL strategy. These performance characteristics should include desired levels of CLS integration to be addressed as part of a PBL business case analysis. Army CAPDEVs and MATDEVs will minimize the burden and sustainment complexity as well as sustainment footprint for unit or field maintenance organizations by limiting the use of contractors for maintenance of field equipment that can be maintained by Soldiers. Ease of supportability in the field environment must be paramount.

b. The decision to use CLS will be based upon analyses of tradeoffs of alternative support concepts that were performed as part of the early development or support system analysis process. These support analyses must show that CLS—

- (1) Is the optimum strategy among feasible alternatives?
- (2) Will provide the required support in both peacetime and wartime scenarios.
- (3) Is the most cost-effective method.
- (4) Is clearly in the Government's best interest.

c. The CLS decision will be based upon an evaluation of—

- (1) Wartime operational readiness supportability.
- (2) Compliance with 10 USC 2464 and related statutory laws.
- (3) Need to maintain a peacetime training and rotational base for military technical personnel (manpower requirement data).
- (4) Security implications.
- (5) Cost effectiveness.
- (6) Availability of test program set and TMDE.
- (7) Access to the technical data suitable for competitive procurement under contractor and/or organic support.
- (8) Availability of repair parts and costs required to maintain stock levels to meet readiness requirements.

- (9) Timeframe for fielding the system.
- (10) Warranties under the acquisition contract.
- (11) Spare parts pricing.
- (12) Commercial activities program.
- (13) Density of equipment and geographical dispersion.
- (14) Training costs.
- (15) Personnel skills required/available.
- (16) Force structure.
- (17) Maintenance levels utilized.

(18) Contractors accompanying the force may be employed in an area of operations, as required, to support U.S. Army operations and/or weapons systems. Generally, contractors will be assigned duties at echelons-above-brigade. If the senior military commander determines that civilian contractor services are required at lower echelons, they may be temporarily deployed as far forward as needed, consistent with the terms of the contract and the tactical situation (see AR 750-1 and AR 715-9).

- (19) Administrative and support workload.
- (20) Design stability.
- (21) Risk of commercial or military obsolescence.
- (22) Availability of contractors to support the system over its expected life at all proposed locations (including mobilization conditions).
- (23) Use of operational readiness float/repair cycle float.
- (24) Availability of technology and technological complexity of the system.

d. LCCS considerations will be based upon readiness and availability requirements, life cycle cost (LCC), support risks, design maturity, planned useful life, materiel system complexity, available manpower and personnel, and other acquisition and support issues. Wartime mission and deployment requirements will be the primary considerations on which support risks are based.

e. The ICS will be considered when desired military support capability cannot be fully provided by first unit equipped date because of time or acquisition program constraints. As shown below, ICS should be used only for the length of time specified in the LCSP.

(1) Plans and justification for ICS should be identified, fully documented in the LCSP and the decision memorandum, and coordinated before milestone B. When program issues or constraints requiring the use of ICS arise after milestone B, the ILS manager will obtain the necessary documentation and coordinate required actions as soon as possible. All plans for ICS must be completed before the milestone C production decision to allow for necessary budgetary lead times. All systems that transition to the objective support concept (LCCS or organic) after FMR must include an ICS transition plan, developed by the MATDEV, that describes how the system will transition from ICS to the objective support concept. The transition plan must be included in an approved LCSP and describe the milestones and timeframe for transition. The transition from interim ICS to the objective support concept must be funded. The SRRs will be planned at the completion of each of the major milestones to assess the status of transitioning to the objective support concept. For format and content of the ICS transition plan see DA Pam 700-56.

(2) The ICS considerations do not reduce the level of acquisition logistics planning required to determine and achieve the objective support concept.

(3) The ICS planning will include contingency plans for operation in a hostile environment, and will define administration and funding procedures.

(4) The ICS contract will identify minimum data to be provided to the Government by the contractor (such as defective or nonconforming parts, task frequency, parts usage, and repair times at each maintenance level, mean units between maintenance events, engineering changes, and skills/training needed). Establish measurement criteria and monitor contractor activities to ensure compliance.

(5) Requests for extending use of ICS beyond the approved transition date will be forwarded by the MATDEV through the materiel command to DASA (APL), after coordination with gaining ACOM, ARNG, Reserve Component, ASCC, and DRU, and the CAPDEV. Documentation will include justification for extension, revised milestones for transition, impact, additional funding requirements, appropriate coordination, and concurrence and nonconcurrence.

f. The decision to employ CLS will impact the logistics footprint in the battle space along with Army force structure. The management of the logistics presence in the battle space and anticipated changes in the force structure dictates quantifying all CLS maintenance manpower requirements in the same manner as Soldier mechanic requirements. The anticipated CLS maintenance manpower requirements expressed in direct productive annual maintenance man-hours will be documented on the BOIPFD to the appropriate level of maintenance and correlated to the Soldier military occupational specialty the CLS is displacing. The data must be updated using the BOIPFD process any time the CLS maintenance requirement changes.

6-4. Funding considerations

a. The CLS required when fielding a new end item will be achieved within existing appropriation guidelines using the same accounts that would be charged if the work was performed organically by the Army elements normally involved in such fielding activity. Appropriation requests to support such activity are structured and approved based on the nature of the different functions performed, not on the basis of who performed the work.

b. The manager of each item being fielded is responsible for programming, budgeting, and funding CLS requirements pertaining thereto during the period in which the item remains under his/her management control. In the event that more than one end item is being supported by the same contractor, each end item manager will be responsible for programming, budgeting, and accounting for those dollar resources associated with CLS requirements pertaining to his/her end item. Where feasible, multiple CLS efforts should be consolidated into one contract. The dollar resources required to fund a specific functional service or effort performed under contract will be reflected in the applicable command operating budgets and monthly/annual accounting and manpower reports based upon the reporting level indications shown by the Army management structure for each Army management structure code involved.

6-5. Contractor logistics support for tables of distribution and allowances unit training systems

a. Contractor logistics support is the preferred concept for supporting TDA unit training systems. An in-depth analysis using the factors in paragraph 6-3*b* will be conducted to determine if CLS is the most effective concept.

b. All other training systems authorized by a common table of allowances or an MTOE will be acquired and supported under the policies in AR 750-1.

c. When CLS is chosen, Army organic maintenance will be limited to operator maintenance at the using TDA or MTOE activity.

d. The support concept decision will be made as early as possible during the requirements document staffing process and will be reflected in the approved document. The support concept will be developed based upon an analysis of alternatives available and the performance of tradeoff analysis to optimize the selected approach.

e. The TEMP and the LCSP of the system program management documentation will be used to describe the actions required to provide CLS capability.

6-6. Contractor constraints

Army contractor constraints mandates that programs shall—

a. Be operationally executable and not infringe on the commander's ability to execute missions.

b. Comply with Army policy on contractors accompanying the force set forth in AR 715-9.

c. Maintain TAV of total system to include supporting equipment and spares while providing TAV to the Army ITV network. Ensure that contractors feed ITV servers with data in the required format.

d. Comply with DOD policy to use the Defense Transportation System and DOD transportation hubs where practical and where it meets the Warfighter's performance requirements. If other than a DOD standard distribution system is recommended, the DCS, G-4 through the DASA (APL) will be notified of any intent to use a different distribution system prior to the decision.

e. Use standard Army Logistics Information Systems, formerly known as Army Standard Army Management Information Systems. These include: Standard Army Maintenance System-Enhanced, Unit Level Logistics System - Aviation Enterprise, standard Army retail supply system - objective, Property Book and Unit Supply- Enhanced, Transportation Coordinator's Automated Information for Movements System, and Standard Army Ammunition System-Modernized.

f. Transition seamlessly to the Global Combat Service Support - Army when accepted, and interface completely with the SALE as it develops at the business process/operational architectural level.

g. Be compatible with emerging doctrine for sustainment operations such as two-level maintenance.

h. Minimize total ownership cost consistent with other program objectives.

Appendix A References

Section I Required Publications

AR 70-1

Army Acquisition Policy (Cited in paras 2-2a, 2-12e, and 5-25a.)

AR 602-2

Manpower and Personnel Integration (MANPRINT) in the System Acquisition Process (Cited in paras 2-12e, 5-21b.)

AR 715-9

Operational Contract Support Planning Management (Cited in paras 4-2d(2), 5-1j, 6-1b(3), 6-3c(18), and 6-6b.)

AR 750-1

Army Materiel Maintenance Policy (Cited in paras 5-3a(15), 5-11e, 5-14, 6-3c(18), and 6-5b.)

DODD 5000.01

The Defense Acquisition System (Cited in paras 1-1f, 4-1b, and 4-11a.) (Available at <http://www.dtic.mil/whs/directives/>.)

DODI 5000.02

Operation of the Defense Acquisition System (Cited in paras 1-1f, 4-1b, 5-17a, and 5-20.) (Available at <http://www.dtic.mil/whs/directives/>.)

Section II Related Publications

A related publication is a source of additional information. The user does not have to read a related publication to understand this publication. United State Codes are available at <http://www.gpoaccess.gov/uscode>.

ANSI GEIA-STD-0007

Logistics Product Data (Available at <http://www.geia.org/>.)

AR 11-2 (corrected title)

Managers' Internal Control Program

AR 11-18

The Cost and Economic Analysis Program

AR 25-1

Army Knowledge Management and Information Technology

AR 25-30

The Army Publishing Program

AR 40-60

Policies and Procedures for the Acquisition of Medical Materiel

AR 40-61

Medical Logistics Policies

AR 70-75

Survivability of Army Personnel and Materiel

AR 71-32

Force Development and Documentation—Consolidated Policies

AR 73-1

Test and Evaluation Policy

AR 200-1

Environmental Protection and Enhancement

AR 350-38

Training Device Policies and Management

AR 420-1

Army Facilities Management

AR 700-18 (added)

Provisioning of U.S. Army Equipment

AR 700-90

Army Industrial Base Process

AR 700-141

Hazardous Materials Information Resource System

AR 700-142

Type Classification, Materiel Release, Fielding, and Transfer

AR 710-2

Supply Policy Below the National Level

AR 750-43

Army Test, Measurement, and Diagnostic Equipment

Corrosion Prevention and Control Planning Guidebook

(Available at <https://www.corrdefense.org>.)

DAG

Defense Acquisition Guidebook (Available at <http://akss.dau.mil/dag>.)

DA Pam 700-28

Integrated Logistic Support Program Assessment Issues and Criteria

DA Pam 700-56

Logistics Supportability Planning and Procedures in Army Acquisition

DA Pam 700-142

Instructions for Materiel Release, Fielding, and Transfer

Designing and Assessing Supportability in DOD Weapon Systems: A Guide to Increased Reliability and Reduced Logistics Footprint, dated 24 OCT 03

The TLCSM Supportability Assessment Guide provides comprehensive guidance to PMs and PMOs (and acquisition logisticians) on planning for and designing DOD weapon systems for increased reliability. (Available at <https://acc.dau.mil>.)

DFAS-IN 37-1

Finance and Accounting Policy Implementation (Available at <http://www.asafm.army.mil>.)

DOD 5000.4-M

Cost Analysis Guidance and Procedures (Available at <http://www.dtic.mil/whs/directives>.)

DODI 4151.22 (added)

Condition Based Maintenance Plus (CBM+) for Materiel Maintenance (Available at <http://www.dtic.mil/whs/directives>.)

DODI 5000.67 (added)

Prevention and Mitigation of Corrosion on DOD Military Equipment and Infrastructure (Available at <http://www.dtic.mil/whs/directives/>.)

DODI 7041.3

Economic Analysis for Decision Making

DOD Template for Application of TLCSM and PBL in Weapon System Life Cycle

The purpose of this template is to provide program managers, their staff, and logistics participants in the acquisition process a tool to assist them in ensuring that effective sustainment is addressed and accomplished over the life cycle. (Available at <http://www.acq.osd.mil/log/>.)

MIL-HDBK-470A

Designing and developing maintainable products and systems (Available at <http://assist.daps.dla.mil/quicksearch/>.)

MIL-HDBK-502

Acquisition Logistics (Available at <http://assist.daps.dla.mil/quicksearch/>.)

MIL-HDBK-881A

Work Breakdown Structures for Defense Materiel Items (Available at <http://assist.daps.dla.mil/quicksearch/>.)

MIL-PRF-49506

Logistics Management Information (Available at <http://assist.daps.dla.mil/quicksearch/>.)

National Defense Authorization Act 2010, section 805

Life-Cycle Management and Product Support (Available at <https://acc.dau.mil/>.)

OMB Circular A-94

Guidelines and Discount Rates for Benefit-Cost Analysis of Federal Programs (Available at <http://www.whitehouse.gov/omb/circulars/>.)

PL 105-270 (added)

Federal Activities Inventory Reform Act of 1998 (Available at <http://frwebgate.access.gpo.gov/cgi-bin/>.)

Society of American Military Engineers JA 1011 (added)

Evaluation Criteria for Reliability-Centered Maintenance (RCM) Processes referencing Message Specification (Available at <http://standards.sae.org/>.)

Society of American Military Engineers JA 1012 (added)

A Guide to the Reliability-Centered Maintenance (RCM) Standard (Available at <http://standards.sae.org/>.)

32 CFR 651

National Defense: Environmental Analysis of Army Actions (Available from www.gpoaccess.gov/cfr/.)

10 USC 2383

Contractor performance of acquisition functions closely associated with inherently governmental functions

10 USC 2399

Operational test and evaluation of defense acquisition programs

10 USC 2460

Definition of depot maintenance and repair

10 USC 2461

Commercial or industrial type functions: required studies and reports before conversion to contractor performance

10 USC 2464

Core logistics capabilities

10 USC 2466

Limitations on the performance of civilian commercial or industrial type functions

10 USC 2469

Contracts to perform workloads previously performed by depot-level activities of the Department of Defense: requirement of competition

10 USC 2474

Centers of Industrial and Technical excellence: designation; public-private partnerships

31 USC 501 (added)

Office of Management and Budget

Section III**Prescribed Forms**

This section contains no entries.

Section IV**Referenced Forms**

Unless otherwise indicated below, DA Forms are available on the Army Publishing Directorate Web site (<http://www.apd.army.mil>).

DA Form 11-2 (corrected)

Internal Control Evaluation Certification

DA Form 2028

Recommended Changes to Publications and Blank Forms

DA Form 5666 (added)

Gaining Command Fielding Evaluation

DA Form 5680 (added)

Materiel Fielding Team After Action Report

Appendix B**Key Performance Based Logistics Milestones and Decision Points, and Implementation Checklist****B-1. Key performance based logistics milestones and decision points**

The following is a list of recommended key PBL milestones and decision points:

- a. Develop PBL strategy.
- b. Update PBL strategy.
- c. Develop PBL Implementation Plan.
- d. Update PBL Implementation Plan.
- e. Authorization to Establish PBL Working Group/IPT.
- f. Update POM submission.
- g. Incorporate Sustainment Metrics in PBA(s).
- h. Establish Comprehensive RAM Program. (In accordance with DOD Guide for Achieving Reliability, Availability, and Maintainability.)
- i. Request BCA funding.
- j. Document Market Survey Results.
- k. Develop Best Value analysis.
- l. Present CDA report.
- m. Present initial draft of BCA.
- n. Decision on BCA Recommendation.
- o. Select PSI.
- p. Decision on Follow-on Acquisition Strategy.

- q. Update POM submission.
- r. Implement PBL Contracts/Agreements.
- s. Conduct Recurring Scoring Conference of PBL Metrics.
- t. Conduct annual performance review.

B-2. PBL Implementation Checklist

The following is a checklist for PBL implementation:

- a. *Integrate requirements and support.*
 - (1) Define System Sustainment Requirements Generation Process.
 - (2) Identify Functional and Hardware WBS.
 - (3) Identify Flow Down Requirements to Components.
 - (4) Identify required but not currently available system operational and support metrics.
 - (5) Accomplish a gap analysis to determine actions required to establish systems and processes necessary to create, collect, validate, and monitor needed metrics.
 - (6) Evaluate ECPs for PBL Requirements application.
 - (7) Develop Near-Term Support Strategy and Associated Implementing tasks.
 - (8) Evaluate Support Strategy, Plan, and Execution.
 - (9) Reevaluate Requirements and Determine need for New ECPs.
 - (a) Determine Maintenance Shortfalls.
 - (b) Determine Maintenance Redundancy.
 - (c) Determine Maintenance Complexity.
 - 1. Consider Organic Support.
 - 2. Conduct Core Depot Assessment (See Workload Allocation).
 - (d) Generate System/Component Sustainment Requirements.
 - 1. Develop Draft Operational Mission Statement/Mission Plan.
 - 2. Coordinate Operational Mission Statement/Mission Plan w/user community.
 - 3. Staff Operational Mission Statement/Mission Plan with COCOMs.
 - 4. Develop Overarching Performance Metric(s) from OMS/MP (for example, operational availability, Rm, and so forth.)
 - 5. Functional Decomposition of Performance metric(s).
 - 6. Generate Component Level Performance sub-Metric requirement(s).
- b. *Form PBL team.* Synopsize collaboration of stakeholders and responsibilities.
 - (1) Plan PBL Working Group Structure.
 - (a) Define the mission and goals of the PBL wage grade (WG).
 - (b) Identify and gain commitments of WG Members (organizational point of contacts).
 - (2) Prepare for and Conduct Kickoff Meeting.
 - (3) Prepare and Conduct PBL Workshop.
 - (4) Establish the Roles and Responsibilities.
 - (5) Identify Sub-IPTs and Leads/Chairs.
- c. *Establish performance based agreements.* PBA policy.
 - (1) Document PBA between PMO and Warfighter Defining Roles, Responsibilities, Desired Performance Outcomes, and Commitment of Associated Resources Necessary to Achieve Outcomes.
 - (2) Document PBA between PMO and PSI Defining Roles, Responsibilities, Desired Performance Outcomes, and Commitment of Associated Resources Necessary to Achieve Outcomes.
- d. *Award contract.* Contracting policy.
 - (1) Analyze and document details of existing contract strategy, including contract type, scope, phasing, schedule, and associated funding.
 - (2) Develop PBL Contracts Strategy and associated implementing tasks.
 - (3) Decision of Follow-On Acquisition Strategy.
 - (4) Develop Acquisition Strategy.
 - (5) Develop statement of work (Section H, L, and M).
 - (6) Release draft request for proposal.
 - (7) Conduct Industry Day.
 - (8) Release request for proposal.
 - (9) Award Contract.
 - (10) Contractor Spin-up Time.
- e. *Financial.* AWCF Secondary Item Policy.

- f. Baseline the system.* Management Analysis, identification PSSs, SA, and so forth.
 - (1) Document Program Supportability baseline.
 - (a) Document Program Cost.
 - (b) Documents Program Architecture.
 - (c) Document Program Performance.
 - (d) Document Supportability – Identify currently available system operational and support metrics.
 - (e) Document Schedule Baseline
 - (2) Document Program Element.
 - (a) Determine Component and Facility Candidates.
 - (b) Finalize Actual List of Components and Facilities.
 - g. Develop performance outcomes.* Metrics policy.
 - (1) Identify Performance Outcomes.
 - (2) Define Key Support Indicators and Associated Metrics.
 - (3) Review and Define Data Collection and Analysis Requirements.
 - (4) Develop Reporting Tool.
 - (5) Identify Element Level Performance Requirements.
 - (a) Operational availability.
 - (b) Mission Reliability (Rm).
 - (6) Identify Component Level Performance Requirements.
 - (a) Logistics response time.
 - (b) Operational Readiness Rate (ORR)
 - (c) Mean time to repair.
 - (d) Mean Time Between Critical Failures.
 - (e) Mean Logistics Delay Time.
 - (f) Non-mission capable supply.
 - (g) Non-mission capable maintenance.
 - (7) Identify Facility Support Requirements.
 - (8) Incorporate Sustainment Metrics into Award Fee.
 - (9) Site award fee assessment.
 - (10) Award Fee Reviews.
 - (11) Data Collection for Sustainment and Performance Metrics.
 - (12) Relate Existing Logistics Metrics to Top-Level Performance Metrics/Goals.
 - (13) Relate Existing Logistics Metrics to Top-Level Performance Outcomes.
 - (14) Implement Element Failure Review Board.
 - (15) Integrate Sustainment Analysis Results.
 - (16) Implement Reliability Program.
 - (17) Identify Element Level Performance Requirements.
 - (18) Contract Support to Comprehensive RAM Program. (In accordance with DOD Guide for Achieving Reliability, Availability, and Maintainability.)
 - (19) Implement Sustainment Metrics Award Fee Criteria.
 - h. Select product support integrator(s).* Select PSIs.
 - (1) Review LCSP.
 - (2) Determine PSI Candidates.
 - (3) Evaluate PSI Candidates.
 - (4) Select PSI.
 - (5) Conduct Gap Analysis of the Scope of Support Elements Including PSI Management and Oversight of Required Support Functions.
 - (6) Document Gap Impacts and Develop Plan to Reconcile PSI Scope Necessary to Ensure Accountability and Responsibility over Support Functions.
 - i. Develop workload allocation strategy.* Core/depot policy.
 - (1) Develop Core Depot Assessment.
 - (a) Establish Contacts and Task Coordination with Potential Depot(s).
 - (b) Define Core Depot Assessment Requirements.
 - (c) Core Depot Assessment.
1. Data Collection.
 2. Conduct Site Visits.

3. Develop Core/Non-Core Analysis.
4. Risk Evaluation and Adjustment.
5. Develop Best Value Analysis.
6. Present CDA Report.
 - (2) Review BCA.
 - (a) Review Title 10 requirements.
 - (b) Review Program WBS for all support functions and processes.
 - (c) Review all WBS support roles and responsibilities by entity, location, and span of control.
 - (d) Review Existing Support Process (for example, contract, organic).
 - (e) Review Existing Support Infrastructure (for example, in-place, to be determined).
 - (f) Identify Opportunities for public-private partnering.
 - (g) Identify Candidate Partnering Agreements.
 - (h) Document Best Value Support Plan.
 - (i) Reconcile inconsistencies as needed to align responsibilities and implementing agreements to achieve PBL Strategy management and oversight objectives.
 - j. *Develop supply chain management strategy.* The E2E PBA policy.
 - (1) Document Existing Supply Chain Management Process Flow and Related Information.
 - (2) Accomplish Gap Analysis to Identify Inconsistencies of PSI Responsibilities and Management Oversight of SCM Activities.
 - (3) Reconcile Gaps to Ensure Alignment of SCM Ownership, Management, and Process Flow.
 - (4) Document a Comprehensive Plan of Action to Implement an Integrated, E2E Logistics.
 - k. *Develop business case analysis.* BCA policy.
 - (1) Identify BCA IPT/Workgroup Members.
 - (a) Develop BCA Baseline Package for ROM Development.
 - (b) Request BCA Funding.
 - (2) Develop Business Case Analysis.
 - (a) Develop Initial BCA Structure, Content, and Identify Required Data Sources.
 1. Conduct Kick-off Meeting.
 2. Conduct BCA Strategy Session.
 3. Identify and Review Initial Data Sources.
 4. Develop and Review BCA Cost Elements.
 5. Develop Initial Ground Rules and Assumptions that will guide the BCA.
 6. Determine Market Survey Process for the Program.
 - (b) Data Collection and Analysis.
 1. Conduct routine BCA WG Meetings.
 2. Conduct Market Survey (Capabilities, Public, Private, and so forth.)
 - a. Summarize Market Surveillance.
 - b. Identify Sources/Gather Information.
 - c. Validate Information.
 - d. Evaluate Candidates.
 - e. Documents Market Survey Results.
 - (c) Conduct Site Visits (if necessary).
 - (d) Identify Product Support Alternatives that BCA will consider.
 - (e) Assessment of Program/Components.
 1. Perform Status Quo Analysis of Sustainment Approach.
 2. Perform BCA Analysis of Product Support/Sustainment Alternatives.
 3. Present Initial Draft of Program Assessment.
 - (f) Assessment of Program/Component Support Facilities.
 1. Perform Status Quo Analysis of Support Facilities Sustainment Approach.
 2. Perform BCA Analysis of Support Facilities Alternatives.
 - (3) Present Initial Draft of Program Assessment.
 - (4) Staff BCA Results in accordance with BCA Policy.
 - (5) Decision on BCA Recommendation.
 - l. *Implementation and assessment.* Criteria and Reporting Policy.
 - (1) Identify Performance Assessment Board composition and roles and responsibilities (including chair, membership, schedule, and approval process).

- (2) Identify roles and responsibilities of all stakeholders for the collection, processing, analysis, and reporting of performance data.
- (3) Identify Performance Incentive plans (award fee, incentive fee) and associated metrics and other information necessary to continuously monitor and assess PSI performance.
- (4) Identify funding flow, impacts, and issues.
- (5) Identify/agree to realistic, quantifiable, and measurable metrics (Critical to Desires/Threshold to Objective).
- (6) Identify data required and source of data to be collected.
- (7) Document/Describe the data elements and formula for collecting the 'agreed to' metrics.
- (8) Document the frequency and format for reporting metrics.
- (9) Host stakeholder meeting to finalize Performance Metrics Agreements.
- (10) Gain signature of each stakeholder indicating acceptance of the agreement.
- (11) Implement performance assessment commensurate with implementation of PBL Support Strategies.
- (12) Implement PBL Contract.
- (13) Monitor Performance.
 - (a) Conduct Routine Scoring Conferences of PBL Metrics.
 - (b) Conduct Annual Performance Review (Processes, Procedures, and Metrics).
 - (c) Revise Product Support Strategy and PBAs as Required – Review and Reconcile as necessary all PBAs to ensure flexibility needed to accommodate changes in funding, operational tempo, priorities, and Caveats for Functions beyond span of PSI or PSP Management and Control.

Appendix C

Internal Evaluation Checklist for the Integrated Logistics Support Program

C–1. Function

The function covered by this checklist is the conduct of the ILS program by ILS managers and other functional specialists supporting the ILS program.

C–2. Purpose

The purpose of this checklist is to assist the senior acquisition logistics personnel within the ILS community in evaluating the application of ILS principles during the acquisition and fielding process.

C–3. Instructions

Answers must be based upon the actual testing of controls (for example, document analysis, direct observation, interviewing, sampling, simulation, and/or others). Answers that indicate deficiencies must be explained and the corrective action indicated in the supporting documentation. These management controls must be evaluated at least once every 5 years and then certified on DA Form 11–2 (Internal Control Evaluation Certification).

C–4. Test questions

a. System acquisition planning.

- (1) Are resource constraints considered in development of capabilities documents (such as MANPRINT constraints and technology limitations)?
- (2) Are system design requirements and constraints considered in program reviews?
- (3) Is system design considered in source selection to ensure reduction in resource requirements?
- (4) Were commercial or NDIs considered?
- (5) Have the recommendations from the MANPRINT assessment and reports been considered and integrated into the acquisition program process where appropriate?

b. Determination and acquisition of logistics support for Army systems before fielding.

- (1) *Maintenance concept.*
 - (a) Was the maintenance concept developed during program initiation?
 - (b) Was the maintenance planning developed during system development?
 - (c) Is maintenance concept based upon the tenets of RCM?
 - (d) Was the system support package tested and found to be adequate in determining initial fielding requirements?
 - (e) Does the depot maintenance sustainment plan comply with 10 USC 2464, core requirements?
 - (f) During depot maintenance planning, was SOR analysis documented in the milestone C acquisition decision memorandum?
 - (g) Was an addendum added to LCSP explaining why organic support couldn't be provided for any system requiring contract support personnel in forward maneuver areas?

- (h) Was maintenance support available at system fielding?
- (2) *Supportability.*
 - (a) Can the proposed selected system be operated and maintained by the quantity and skills of people that will be available?
 - (b) Has a spare and repair parts determination been made?
 - (c) Are parts being procured or are they now available?
 - (d) Have spare and repair parts packaging, handling, and storage requirements been identified and documented? Has military packaging been developed for acquisition baseline requirements for all spare and repair parts? Are weight and dimension data for the end item, its support equipment, components, and spares developed and documented in the cataloging system?
 - (e) Do these requirements support the capabilities needed in the requirements documents?
 - (f) Is FD documentation included?
 - (g) Was support concept completed and developed by CAPDEV before assigning item to materiel developer?
 - (h) Did the U.S. Army Medical Command prepare a health hazard assessment report?
 - (i) Are supply support processes compatible with the single stock fund business process?
 - (j) Were parts shipped directly to users by contractor, recorded/captured in standard Army systems?
 - (k) Was the DLA-owned inventory considered for use before contractor begins providing support?
- (3) *Support requirements.*
 - (a) Have all the needed support requirements been identified?
 - (b) Are they being requested?
 - (c) Has the required TMDE been identified?
 - (d) Is it being requested or is it under development?
 - (e) Was the DLA included?
 - (f) Was host nation support considered?
 - (g) Was consideration given to how basic sustainment materiel support (food, petroleum, oil, and lubricants, ammunition, and so forth) would be provided?
- (4) *Training.*
 - (a) Has the need for training been determined?
 - (b) Are the training needs within the capabilities of the personnel who will operate and repair the equipment?
 - (c) Has institutional training capability been established to support initial and follow-on fielding?
 - (d) Has the need for training devices been determined? Will the required training devices accurately replicate the system's operation?
- (5) *Technical documents.*
 - (a) Has a determination been made on what technical documents are needed?
 - (b) Are these documents being developed or acquired?
 - (c) Is the technical data level needed to permit competitive procurement being developed?
 - (d) Is the data being purchased?
 - (e) Is the data being reviewed to ensure accuracy?
 - (f) Are electronic technical manuals or IETMs being developed?
- (6) *Computer resources.*
 - (a) Have system hardware and software computer resources been determined?
 - (b) Are these resources now available to support the system?
 - (c) Have PPSS plans been developed and approved?
 - (d) Was PPSS available at fielding?
 - (e) Was PPSS verified?
 - (f) Will PPSS be available for the planned life of the system?
- (7) *Transportability.*
 - (a) Has the system been given transportability approval?
 - (b) Will the system, as finalized, meet the transportability requirements document?
 - (c) Were transportability pamphlets developed by the Surface Deployment and Distribution Command?
- (8) *Facility requirements.*
 - (a) Have all facility requirements (training, maintenance, test, and storage) been identified?
 - (b) Have the requirements been provided to HQ, U.S. Army Corp of Engineers (CEMP-DA) for construction or renovation actions?
 - (c) Is the facility process being tracked to ensure that facilities will not delay fielding or support?
 - (d) Have facility requirements been validated by OACSIM and HQ, USACE?
 - (e) Are all required facility standards and criteria adequate to sustain, maintain, train and store the end item?

- (9) *Interoperability.*
- (a) Are standardization and interoperability constraints and implications considered in the development and acquisition of the system?
 - (b) Was an interoperability certification obtained at full rate production?
- (10) *Program documents.*
- (a) Are required program documents developed to provide sufficient data for making decisions regarding system structure and directions?
 - (b) Are test and evaluation data sufficient to make program decisions regarding system capabilities or deficiency corrections?
 - (c) Does the PM have plans for managing, sustaining, and upgrading the weapon system throughout the service life?
 - (d) If a contractor PBL approach is used, is it supported by a BCA?
 - (e) Was materiel fielding planning completed before production contact was signed?
 - (f) Does the materiel fielding planning address unit set fielding issues?
 - (g) Does the PM have a listing of support facility programming documents?
 - (h) Was facilities acquisition funding considered for planning and design environmental studies and construction?
- (11) *Funding.*
- (a) Is sufficient funding programmed to perform the acquisition and logistics support actions planned?
 - (b) Do ILS costs include costs of both contractor and Government ILS efforts?
 - (c) Were requirements for HAZMAT in system designs kept to an absolute minimum?
- (12) *Logistics support after fielding.*
- (a) Is materiel fielding actions adequate to field and support the system on schedule?
 - (b) Is a system post-fielding assessment planned (or was one conducted) to ensure adequate logistics support is available?
 - (c) Was unit set fielding adequately addressed?

C-5. Supersession

This checklist replaced the checklist for AR 700-127, dated 10 November 1999.

C-6. Comments

Help make this a better review tool. Submit comments to the DASA (APL) (SAAL-ZL), 103 Army Pentagon, Washington, DC 20310-0103.

Glossary

Section I Abbreviations

AAE

Army acquisition executive

ACAT

acquisition category

ACOM

Army command

ACSIM

Assistant Chief of Staff for Installation Management

AEI

Army Enterprise Infrastructure

AILA

Army integrated logistics architecture

AILSEC

Army Integrated Logistics Support Executive Committee

AIT

automatic identification technology

AMC

U.S. Army Materiel Command

AMSAA

Army Materiel Systems Analysis Activity

AoA

analysis of alternatives

AR

Army Regulation

ARNG

Army National Guard

AS

acquisition strategy

ASA (ALT)

Assistant Secretary of the Army (Acquisition, Logistics and Technology)

ASA (FM&C)

Assistant Secretary of the Army (Financial Management and Comptroller)

ASA (IE&E)

Assistant Secretary of the Army (Installations, Energy and Environment)

ASCC

Army service component command

ASIOE

associated support items of equipment

ATEC

Army Test and Evaluation Command

AWCF

Army working capital fund

BCA

business case analysis

BOIP

basis of issue plan

BOIPFD

basis of issue plan feeder data

CAPDEV

capability developer

CBM

condition-based maintenance

CBM+

condition-based maintenance plus

CDA

core depot assessment

CDD

capability development document

CE

cost and economics

CFR

Code of Federal Regulations

CFSR

contractor field service representative

CIO/G-6

Chief Information Officer, G-6

CLA

core logistics analysis

CLOE

Common Logistics Operating Environment

CLS

contractor logistics support

COA

course of action

COE

Chief of Engineers

COMPASS

Computerized Optimization Model for Predicting and Analyzing Support Structures

CPD

capabilities production document

DA

Department of the Army

DA Pam

Department of the Army pamphlet

DASA-CE

Deputy Assistant Secretary of the Army for Cost and Economics

DASA (APL)

Deputy Assistant Secretary of the Army (Acquisition Policy and Logistics)

DCS, G-1

Deputy Chief of Staff, G-1

DCS, G-3/5/7

Deputy Chief of Staff, G-3/5/7

DCS, G-4

Deputy Chief of Staff, G-4

DCS, G-8

Deputy Chief of Staff, G-8

DLA

Defense Logistics Agency

DLR

depot level repairs

DMS

data management strategy

DOD

Department of Defense

DODD

Department of Defense directive

DODI

Department of Defense instruction

DRU

direct reporting unit

E2E

end to end

EA

economic analysis

EAD

early abbreviated demonstration

EMD

engineering & manufacturing development

FD

force development

FMR

full materiel release

FRP

full-rate production

HAZMAT

hazardous materiel

HQ

headquarters

HQDA

Headquarters, Department of the Army

ICD

initial capabilities document

ICS

interim contractor support

IETM

interactive electronic technical manual

ILS

integrated logistics support

ILSM

integrated logistics support manager

ILSR

integrated logistics support review

IMCOM

Installation Management Command

INSCOM

Intelligence and Security Command

IOC

initial operational capability

IPT

integrated product team

ITV

in transit visibility

IUID

item unique identification

KPP

key performance parameter

LCC

life-cycle cost

LCCS

life-cycle contractor support

LCMC

life-cycle management command

LCSP

life-cycle sustainment plan

LD

logistics demonstration

LMI

logistics management information

LOGSA

Logistics Support Activity

LORA

level of repair analysis

MAIS

major automated information system

MANPRINT

manpower and personnel integration

MATDEV

materiel developer

MDA

milestone decision authority

MDAP

Major Defense Acquisition Program

MEDCOM

medical command

MI

market investigation

MIL-HDBK

military handbook

MIL-PRF

military performance specification

MISO

Maintenance Inter-service Support Management Office

MRMC

Medical Research and Materiel Command

MTOE

modified table of organization and equipment

NDI

nondevelopmental item

OACSIM

Office of the Assistant Chief of Staff, Installation Management

OIPT

overarching integrated product team

ODASA (APL)

Office of the Deputy Assistant Secretary of the Army (Acquisition Policy and Logistics)

OSD

Office of the Secretary of Defense

PBA

performance based agreement

PBL

performance based logistics

PEG

program evaluation group

PEO

program executive officer

PM

program manager

PPBE

planning, programming, budgeting, and execution

PPS

post production support

PPSP

post production support plan

PPSS

post-production software support

POM

program objective memorandum

PPP

public-private partnering

PSI

product support integrator

PSM

product support manager

PSP

product support provider

PTM

preliminary technical manual

RAM

reliability, availability, and maintainability

RCM

reliability centered maintenance

SA

supportability analysis

SALE

Single Army Logistics Enterprise

SCM

supply-chain management

SDDC-TEA

surface deployment and distribution command – transportation engineering agency

SIPT

supportability integrated product team

SOR

source of repair

SORA

source of repair analysis

SRO

system readiness objective

SRR

sustainment readiness review

SSP

system support package

T&E

test and evaluation

T/TD

trainer/training developer

TADSS

training aids, devices, simulators, and simulations

TAV

total asset visibility

TDA

tables of distribution and allowances

TEMP

test and evaluation master plan

TLCSM

total life cycle systems management/manager

TM

technical manual

TMDE

test, measurement and diagnostic equipment

TOE

table of organization and equipment

TPF

total package fielding

TRADOC

U.S. Army Training and Doctrine Command

USACE

United States Army Corps of Engineers

USAR

United States Army Reserve

USC

United States Code

USF

unit set fielding

WBS

work breakdown structure

WG

wage grade

WIPT

working integrated product team

WSR

weapon system review

Section II**Terms****Acquisition strategy**

A plan that documents the acquisition planning process and provides a comprehensive approach for achieving goals established in materiel requirements. It summarizes other management planning documents (including the LCSP), Government-furnished materiel to be provided, the acquisition strategy, organizational resources (money, time, people), and schedule.

Analysis of alternatives

The AoA assesses potential materiel solutions to satisfy the capability need documented in the approved ICD. It focuses on identification and analysis of alternatives, measures of effectiveness, cost, schedule, concepts of operations, and overall risk, including the sensitivity of each alternative to possible changes in key assumptions or variables. The AoA also assesses critical technology elements associated with each proposed materiel solution, including technology maturity, integration risk, manufacturing feasibility, and, where necessary, technology maturation and demonstration needs. The AoA is conducted during the Materiel Solution Analysis Phase of the Defense Acquisition Management System, is a key input to the CDD, and supports the materiel solution decision at milestone A

Assessment rating definitions

Department of the Army definitions to be used Armywide in assessing ILS elements that will contribute to the successful cost-effective acquisition, type classification, production, fielding, sustainment, and repair of operationally ready, mission-essential systems are as follows: (Any substitution for or deviation from the following definitions is prohibited.)

a. GREEN (G): No problems. All actions on schedule.

b. AMBER (A): Significant or minor problems identified, with a solution or work-around plan expected to be completed by the next major milestone date.

c. RED (R): Major problems identified (show stopper) with no solution identified or solution being implemented with less than satisfactory results projected by the next major milestone date.

Automatic identification technology (AIT)

Is a suite of technologies that enables the automatic capture of source data, thereby enhancing the ability to identify, track, document, and control materiel, maintenance processes, deploying forces, equipment, personnel, and cargo. It encompasses a number of read-and-write data-storage technologies that capture asset identification information. The devices are interrogated by using several means, including direct contact, laser, and radio frequency. Digital information obtained from the interrogations can be provided to automated information systems that support the Army's logistics operations.

Automatic test equipment

Equipment that measures functional or static parameters to evaluate system performance. May be designed to perform fault isolation to piece-part level. The decision making, control, or assessment functions are performed with minimal human intervention.

Basic sustainment materiel

Materiel consumed in initial fielding, in follow-on training, and in performing the system-stated mission for a specified time. Includes such items as ammunition, petroleum, oils, and lubricants, batteries, and bulk supplies.

Battlefield damage assessment and repair

A wartime procedure to rapidly return disabled equipment to the operational commander by expeditiously fixing, bypassing, or jury-rigging components to restore the minimum essential components required for performing a specific combat mission or to enable the equipment to self-recover.

Capability developer

The command or agency responsible for concepts, doctrine, organization (excluding Army wholesale logistics), and system objectives and requirements.

Collective training

Training either in an institution or in units to prepare a group (crew, team, squad, or platoon) for tasks required of the group.

Computer resources support

Facilities, hardware, software, and manpower needed to operate and support embedded and standalone computer systems, including post-deployment software support requirements and planning.

Contractor logistics support

Utilization of a commercial source to provide support for materiel employed by Army field units in the form of maintenance, supply and distribution, training, software support, and rebuild/overhaul.

Demilitarization

The act of destroying the military offensive or defensive advantages inherent in certain types of equipment or material. The term includes mutilation, dumping at sea, scrapping, melting, burning, or alteration designed to prevent the further use of this equipment and material for its originally intended military or lethal purpose and applies equally to material in unserviceable or serviceable condition that has been screened through an Inventory Control Point and declared excess or foreign excess.

Deployability

The capability of the force (personnel and materiel) to be moved anywhere in the world to support a military operation

Depot maintenance

Materiel maintenance requiring major overhaul or a complete rebuilding of parts, assemblies, subassemblies, and end items, including the manufacture of parts, modifications, testing, and reclamation, as required. Depot maintenance serves to support lower categories of maintenance by providing technical assistance and performing that maintenance beyond their responsibility. Depot maintenance provides stocks of serviceable equipment because it has available more extensive facilities for repair than are available in lower maintenance activities. Depot maintenance includes all aspects of software maintenance.

Displaced system

A system that is redistributed from one ACOM/ASCC/DRU to another because of the fielding of a new or improved system.

Embedded training

Training involving simulation or stimulation of operational equipment performance in addition to the equipment's primary operational function(s). Training provided by capabilities not specifically required for mission completion, but that are built into or added onto operational systems, subsystems or equipment to enhance or maintain user's skill proficiency.

Embedded instrumentation

Data collection and processing capabilities, integrated into the design of a system for one or more of the following uses: diagnostics, prognostics, testing, or training.

Embedded diagnostics

Determination and reporting the cause of a failure by detection of failure symptoms through the use of sensors, central processing unit, and a user interface which are integrated (or embedded) into the design of the system.

Embedded prognostics

The detection and reporting of component degradation prior to failure through the use of sensors, central processing unit and a user interface which are integrated (or embedded) into the design of the system.

Environmentally preferred

Products or services that have a lesser or reduced effect on human health and the environment when compared with competing products or services that serve the same purpose. This comparison may consider raw materiel acquisition, production, manufacturing, packaging, distribution, reuse, operation, maintenance, or disposal of the product or service.

Facilities

The permanent or semipermanent real property assets specifically required to support the system, including facilities for training, equipment storage, maintenance, contractor, ammunition storage, mobile shop storage, classified storage, troop housing, fuels and lubricant storage, and special facility requirements.

Facility planning

An early, systematic evaluation of the effect of the introduction of a new materiel system on fixed facilities in the peacetime scenario. This is required because of the long and constrained MCA process (5 to 7 years from requirements determination to having a usable facility).

First unit equipped date

The first scheduled date for handoff of a new materiel system in a MACOM.

Fourth party logistics

An independent, singularly accountable, non-asset based integrator of a clients supply and demand chains.

Hazardous materiel

A material as defined by Federal Standard, Material Safety Data, Transportation Data and Disposal Data for HAZMAT Furnished to Government Activities ((FED-STD-313C, 3 April 96). See AR 200-1 for further guidance.

Human factors engineering

The systematic application to system design and engineering of relevant factors concerning human characteristics. These factors include skill capabilities; performance; anthropometric data; biomedical factors; and training implications to system development, design, acquisition strategy, and manning.

Individual training

The instructions given to qualify an individual for a needed skill or to increase a skill through practice.

Initial operational capability

The first attainment by a MTOE unit of the capability to operate and support effectively in the operational environment a new, improved or displaced Army materiel system.

Integrated logistics support (ILS)

A unified and iterative approach to the management and technical activities needed to influence operational and

materiel requirements and design specifications, define the support requirements best related to system design and to each other, develop and acquire the required support, provide required operational phase support at lowest cost, seek readiness and LCC improvements in the materiel system and support systems during the operational life cycle, and repeatedly examine support requirements throughout the service life of the system.

Interim contractor support (ICS)

A method of support used in compressed or accelerated acquisition programs, or when design is not sufficiently stabilized. Provides all or part of a materiel system support by contract for a specified interim period after initial deployment to allow organic support capability to be phased in. A support acquisition technique rather than a support concept.

Item unique identification

A system of assigning, reporting, and marking DOD property with unique item identifiers that have machine-readable data elements to distinguish an item from all other like and unlike items.

Level of repair analysis (LORA)

An analytical methodology used to assist in developing maintenance concepts and establishing the maintenance level at which components will be replaced, repaired, or discarded based on economic/non economic constraints and operational readiness requirements. Also known as Repair Level Analysis (RLA).

Life cycle sustainment plan

The LCSP documents the PM's plan for formulating, implementing and executing the sustainment strategy for an acquisition program so that the system's design as well as the development of the product support package (including any support contracts) are integrated and contribute to the Warfighter's mission requirements by achieving and maintaining the Sustainment KPP/KSAs.

Logistician

A command or agency other than the MATDEV, CAPDEV, trainer, or user representative, responsible for ILS program surveillance and evaluation in the acquisition process.

Logistics management information (LMI)

Logistics management information comprises the support and support-related engineering and logistics data acquired from contractors for use in materiel management processes such as those for initial provisioning, cataloging, and item management. Depending upon specific program requirements, this information may be in the form of summary reports, a set of specific data products, or both.

Maintainability

A characteristic of design and installation that provides inherently for the system to be retained or restored to a specified condition within a given time when the maintenance is performed using prescribed procedures and resources.

Maintenance planning

Establishing a maintenance structure for a system. Source selection authority (including RCM) and maintenance engineering are used to provide an effective and economical framework for the specific maintenance requirements of the system.

Manpower

The personnel strength (military and civilian) as expressed in terms of the number of men and women available to the Army.

Manpower and Personnel

The process of identifying and acquiring military and civilian personnel with the skills and grades required to operate and support a materiel system over its lifetime at peacetime and wartime rates. One of the traditional ILS elements.

MANPRINT

The entire process of integrating the full range of human factors engineering, manpower, personnel, training, health hazard assessment, system safety, and Soldier survivability throughout the materiel development and acquisition process to ensure optimum total system performance.

Materiel change

All efforts to incorporate a hardware or software change to a system or end item in production and/or in the field, involving engineering, testing, manufacture, acquisition, and application to improve or enhance its capability to

perform its mission, to be produced more effectively, or to better achieve the design-to-cost goal. These changes have historically been referred to as product improvements, modifications, conversions, reconfiguration, or retrofits.

Materiel command

The materiel command is responsible for national-level (for example, wholesale) logistics support of fielded systems. This includes national maintenance point, national inventory control point, depot, and technical assistance functions. In most instances, the command is AMC.

Materiel developer

The command, organization, or agency responsible for accomplishing life cycle system management of a materiel system to include the research, development, production, fielding and sustainment that fulfills DA-approved system requirements.

Materiel system

An all-inclusive term used to describe the total aggregate of equipment being developed, acquired, and managed by a materiel proponent. The materiel system includes the logistics support hardware and software being developed and acquired to support the mission-performing equipment.

Operational availability

A measure of the degree to which a system is either operating or is capable of operating at any time when used in its typical operational and support environment.

Packaging, handling, and storage

The resources, techniques, and methods required for preserving, transporting, loading and unloading, and storing materiel systems, their support equipment, BSM (for example, ammunition, batteries, and petroleum, oils, and lubricants), and associated supplies of all classes. Includes the procedures, environmental considerations, and equipment preservation requirements for both short- and long-term storage.

Personnel

Military and civilian persons of the skill level and grade required to operate and support a system, in peacetime and wartime.

Post production support

The management and support activities necessary to ensure continued attainment of readiness and sustainability objectives with economical logistics support after the cessation of the production phase for the acquisition or modernization of a system or equipment.

Product support integrator

The PSI is an entity performing as a formally bound agent (for example, contract, memorandum of agreement, memorandum of understanding) charged with integrating all sources of support, public and private, defined within the scope of the performance based logistics agreements to achieve the documented outcomes. The product support manager, while remaining accountable for system performance, effectively delegates responsibility for delivering Warfighter outcomes to the PSI. In this relationship, and consistent with "buying performance," the PSI has considerable flexibility and latitude in how the necessary support is provided, so long as the outcomes are accomplished.

Product support manager

The PSM is an integral member of a program office, reporting directly to the program manager in planning and executing their life cycle management responsibilities

Product support provider

Provide the necessary product support for the system (or the subsystem(s)/ component(s) as applicable) as integrated and employed by the PSI. Each PSP's requirements and performance metrics are detailed in a specific PBA developed by the PSI.

Prognostics

The use of data in the evaluation of a system or component for determining the potential for impending failures.

Program management documentation (formerly development/program management plan)

Documents prepared by the CAPDEV and MATDEV that record program decisions; contain the user's requirement;

provide the life cycle plans for development, testing, production, and support of the materiel system. Used for all acquisitions. An audit trail provided by documents of record that shows all phases of planning and program execution.

Reliability

A fundamental characteristic of a system expressed as the probability that an item will perform its intended functions for a specified time under stated conditions. Reliability ensures that a weapon system is ready to undertake a mission whenever and wherever tasked with a minimum maintenance infrastructure.

Reliability-centered maintenance

A disciplined logic or methodology used to identify preventive maintenance tasks to realize the inherent reliability of equipment at a minimum expenditure of resources.

Render safe procedures

The application of special explosive ordnance disposal methods and tools to provide for the interruption of functions or separation of essential components of unexploded explosive ordnance to prevent an unacceptable detonation.

Single Army Logistics Enterprise (SALE)

An integrated logistics solution that builds, sustains, and generates warfighting capability by enabling a common logistics operating picture from the battlefield (for example, Global Combat Support System–Army to the wholesale (national) level (for example, Logistics Modernization Program).

Standardization and interoperability

Standardization: The process of developing concepts, doctrines, procedures, and designs to achieve and maintain the most effective levels of compatibility, interoperability, interchangeability, and commonality in the fields of operations, administration, and materiel. Interoperability: The ability of materiel systems, units, or forces to provide services to, and accept services from, other systems, units, or forces and to use the services so exchanged to enable them to operate effectively together.

Supply support

Management actions, procedures, and techniques required to determine, acquire, catalog, receive, store, transfer, issue, and dispose of principal and secondary items. Includes provisioning for initial support as well as for replenishment supply support.

Supportability

That characteristic of a system and its support system design that provides for sustained system performance at a required readiness level when supported in accordance with specified concepts and procedures.

Supportability analyses (SA)

A wide range of related analyses that should be conducted within the system's engineering process. The goals of supportability analyses are to ensure that supportability is included as a system performance requirement and to ensure that the system is concurrently developed or acquired with the optimal support system and infrastructure. Examples of these analyses are repair level analysis, reliability predictions, RCM analysis, failure mode, effects, and criticality analysis, and LCC analysis.

Support equipment

All ancillary and associated equipment (mobile or fixed) required to operate and support a materiel system, including ASIOE and component items such as trucks, air conditioners, generators, ground-handling and maintenance equipment, tools, metrology, calibration and communications equipment, test equipment, and automatic test equipment with diagnostic software for both on- and off-equipment maintenance. Incorporates the planning and acquisition of support necessary for the operation and sustainment of the support and test equipment itself. Also includes additional support equipment required due to the aggregation of the new system into high organizational-level densities, such as additional line haul fuel trucks or ammunition carriers.

System readiness objectives (SRO)

Measures relating to the effectiveness of an operational unit to meet peacetime deployability and wartime mission requirements. Considers the unit set of equipages and the potential logistics support assets and resources available to influence the system operational readiness and sustainability. Peacetime and wartime SRO will differ due to usage rate, operational modes, mission profiles, and operational environments. Examples of SRO include operational availability at peacetime usage rates, operational availability at wartime usage rates, sortie generations per given timeframe (aircraft),

and maximum administrative and logistics downtime (intermittent missions). Relates quantitatively to materiel system design parameters and to system support resource requirements.

System support package (SSP)

The set of support elements planned for a system in the operational (deployed) environment provided before and tested and evaluated during technical T&E and user T&E to determine the adequacy of the planned support capability.

Technical data

The communications link between people and equipment. Specifications, standards, engineering drawings, task analysis instructions, data item descriptions, reports, equipment publications, tabular data, computer software documentation, and test results used in the development, production, testing, use, maintenance, demilitarization, detoxification, and disposal of military components and systems. Used in designing and executing an ILS program. Computer programs, related software, financial data, and other information relating to contract administration are not technical data.

Testability

A design characteristic that allows the functional or operational status of a unit and the location of any faults within the unit to be confidently determined in a timely fashion. The status of a unit refers to whether the unit is operable, inoperable, or degraded. Testability applies to all hardware levels of indenture (device, board, equipment, or system). To achieve testability goals, attention must be paid to all design indenture levels and to the integration of test and diagnostic strategies between these levels. The application of testability to the design has impacts in all test activities—manufacturing test in the factory environment, operational test during mission phases to determine overall mission capability, and maintenance testing at all maintenance levels or echelons as driven by the maintenance concept requirements.

Test, measurement, and diagnostic equipment (TMDE)

A system or device that can be used to evaluate the operational condition of a system or component to identify or isolate any actual or potential malfunction. Diagnostic and prognostic equipment, automatic and semiautomatic equipment, and calibration test and measurement equipment, whether identifiable as a separate end item or contained within the system.

Third party logistics

A private firm that provides logistics services under a contract to a primary manufacturer, vendor, or user of a product or service. It is called third-party because the logistics provider does not own the product but participates in the supply chain at points between the manufacturer and the user of a given product.

Total ownership cost

The sum of all financial resources necessary to organize, equip, and sustain military forces sufficient to meet national goals in compliance with all laws, DOD policies, all standards in effect for readiness, safety and quality of life, and all other official measures of performance for DOD and its components. (This includes costs to research, develop, acquire, own, operate, and dispose of defense systems, other equipment and real property; costs to recruit, retain, separate, and support military/civilian personnel; and all other DOD business operations costs.)

TRADOC capability manager

TRADOC managers of selected capability areas and ACAT I, ACAT II, or other high priority materiel systems which provide added intensive management when a need exists for management outside the normal capacity available to proponents for capability development integration, synchronization, and accomplishing user requirements in the materiel acquisition process.

Training aid

Generic term referring to any item developed, procured, or fabricated for the purpose of assisting in the conduct of training and process of learning (for example, models, displays, slides, books, and pictures).

Training and training devices

The processes, procedures, techniques, and equipment used to train personnel to operate and support a system, including individual and crew training, new equipment training, sustainment training at gaining installations, and support for the TDs themselves.

Training device

A three dimensional object and associated computer software developed, fabricated, or procured specifically for improving the learning process. Training devices are justified, developed, and acquired to support designated tasks in

developmental or approved individual and collective training programs, Soldier manuals, military qualification standards, or Army training and evaluation programs. Training devices are categorized as either system or non-system devices. A system training device is designed for use with one system. A non-system training device is designed for general military training or for use with more than one system.

Transportability

The inherent capability of an item to be moved efficiently by towing, self-propulsion, or carrier, using equipment that is planned for the movement of the item via rail, highway, water, and air.

User

The MACOM designated to receive the system from the MATDEV for accomplishing an assigned operational mission under a TOE, TDA, or other enabling document.

Section III

Special Abbreviations and Terms

This section contains no entries.

UNCLASSIFIED

PIN 003820-000