



DoD Numbers for Traumatic Brain Injury Worldwide – Totals

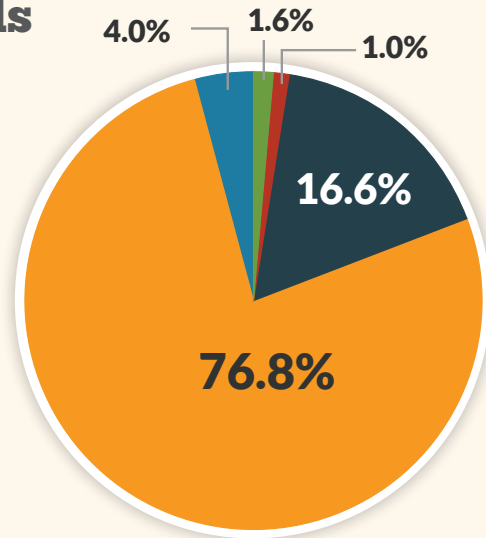
2000 - 2012 Q2

■ Penetrating	3,949
■ Severe	2,527
■ Moderate	42,083
■ Mild	194,561
■ Not Classifiable	10,210

Total - All Severities **253,330**

Source: Defense Medical Surveillance System (DMSS), Theater Medical Data Store (TMDS)

Prepared by MHS Office of Strategic Communications



2000 - 2012 Q2, as of 20 Aug 2012

Worldwide numbers represent medical diagnoses of TBI that occurred anywhere U.S. forces are located including the continental United States since 2000.

Concussion/Mild TBI is characterized by the following: A confused or disoriented state which lasts less than 24 hours; loss of consciousness for up to 30 minutes; memory loss lasting less than 24 hours; and structural brain imaging (MRI or CT scan) yielding normal results.

Moderate TBI is characterized by the following: A confused or disoriented state which lasts more than 24 hours; loss of consciousness for more than 30 minutes, but less than 24 hours; memory loss lasting greater than 24 hours but less than seven days; and structural brain imaging yielding normal or abnormal results.

Severe TBI is characterized by the following: A confused or disoriented state which lasts more than 24 hours; loss of consciousness for more than 24 hours; memory loss for more than seven days; and structural brain imaging yielding normal or abnormal results.

Penetrating TBI, or open head injury, is characterized by the following: A head injury in which the dura mater, the outer layer of the meninges, is penetrated. Penetrating injuries can be caused by high-velocity projectiles or objects of lower velocity such as knives, or bone fragments from a skull fracture that are driven into the brain.

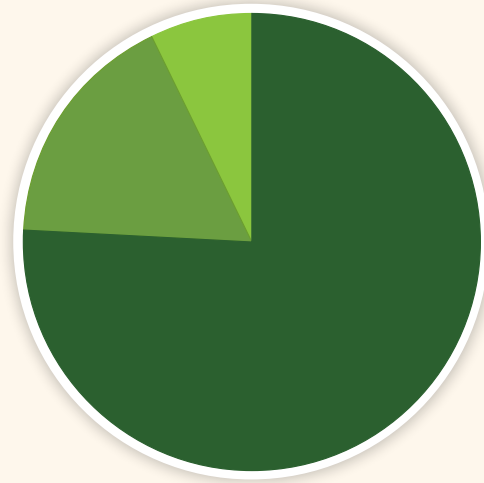


DoD Numbers for Traumatic Brain Injury Worldwide – Army

2000 - 2012 Q2

 Active	112,080
 Guard	24,834
 Reserves	10,622

Total - Army **147,536**



Source: Defense Medical Surveillance System (DMSS), Theater Medical Data Store (TMDS)

Prepared by MHS Office of Strategic Communications

2000 - 2012 Q2, as of 20 Aug 2012

Service	Component	Severity	Diagnosed
Army	Active	Penetrating	1,935
		Severe	1,145
		Moderate	17,950
		Mild	83,790
		Not Classifiable	7,260
	Guard	Penetrating	375
		Severe	243
		Moderate	4,156
		Mild	18,905
		Not Classifiable	1,155
	Reserves	Penetrating	132
		Severe	85
		Moderate	1,772
		Mild	8,137
		Not Classifiable	496

2000 - 2012 Q2, as of 20 Aug 2012

Source: Defense Medical Surveillance System (DMSS), Theater Medical Data Store (TMDS)
Prepared by MHS Office of Strategic Communications

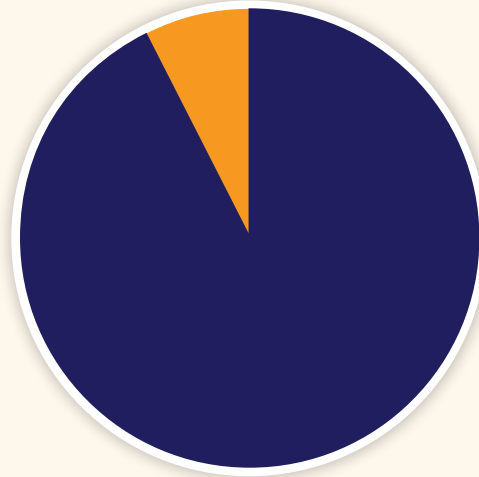


DoD Numbers for Traumatic Brain Injury Worldwide – Navy

2000 - 2012 Q2

Active	31,870
Reserves	2,549

Total - Navy **34,419**



Source: Defense Medical Surveillance System (DMSS), Theater Medical Data Store (TMDS)

Prepared by MHS Office of Strategic Communications

2000 - 2012 Q2, as of 20 Aug 2012

Service	Component	Severity	Diagnosed
Navy	Active	Penetrating	451
		Severe	320
		Moderate	5,792
		Mild	24,948
		Not Classifiable	359
	Reserves	Penetrating	37
		Severe	20
		Moderate	444
		Mild	2,026
		Not Classifiable	22

2000 - 2012 Q2, as of 20 Aug 2012

Source: Defense Medical Surveillance System (DMSS), Theater Medical Data Store (TMDS)
 Prepared by MHS Office of Strategic Communications

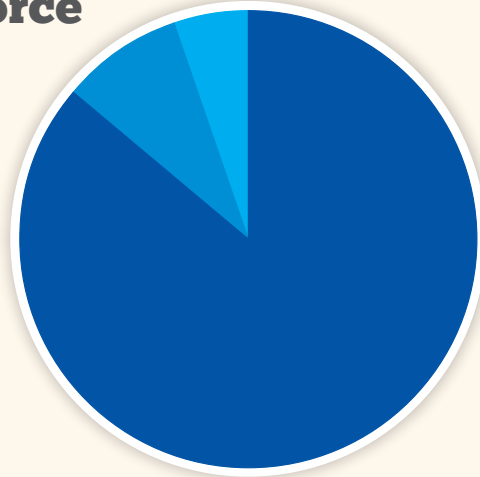


DoD Numbers for Traumatic Brain Injury Worldwide – Air Force

2000 - 2012 Q2

■ Active	29,685
■ Guard	2,990
■ Reserves	1,783

Total - Air Force **34,458**



Source: Defense Medical Surveillance System (DMSS), Theater Medical Data Store (TMDS)

Prepared by MHS Office of Strategic Communications

2000 - 2012 Q2, as of 20 Aug 2012

Service	Component	Severity	Diagnosed
Air Force	Active	Penetrating	379
		Severe	277
		Moderate	4,384
		Mild	24,391
		Not Classifiable	254
	Guard	Penetrating	38
		Severe	17
		Moderate	434
		Mild	2,479
		Not Classifiable	22
	Reserves	Penetrating	19
		Severe	17
		Moderate	271
		Mild	1,456
		Not Classifiable	20

2000 - 2012 Q2, as of 20 Aug 2012

Source: Defense Medical Surveillance System (DMSS), Theater Medical Data Store (TMDS)
Prepared by MHS Office of Strategic Communications

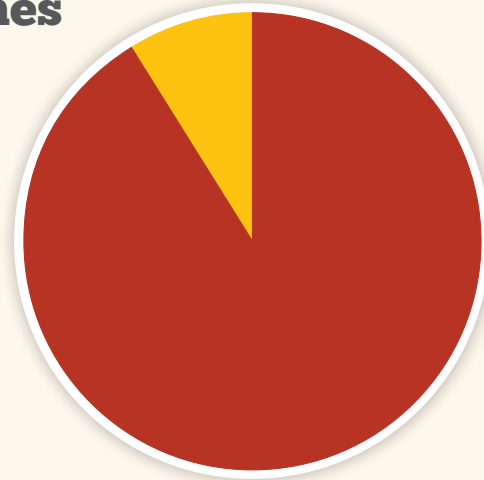


DoD Numbers for Traumatic Brain Injury Worldwide – Marines

2000 - 2012 Q2

Active	33,724
Reserves	3,193

Total - Marines 36,917



Source: Defense Medical Surveillance System (DMSS), Theater Medical Data Store (TMDS)

Prepared by MHS Office of Strategic Communications

2000 - 2012 Q2, as of 20 Aug 2012

Service	Component	Severity	Diagnosed
Marines	Active	Penetrating	536
		Severe	377
		Moderate	6,278
		Mild	25,946
		Not Classifiable	587
	Reserves	Penetrating	47
		Severe	26
		Moderate	602
		Mild	2,483
		Not Classifiable	35

2000 - 2012 Q2, as of 20 Aug 2012

Source: Defense Medical Surveillance System (DMSS), Theater Medical Data Store (TMDS)

Prepared by MHS Office of Strategic Communications